

Program and Product Catalog



Integrated Programs for Literacy Success



Jump Start to Literacy



CR Success Learning's (formerly known as F.A.S.T. Reading) distinctive characteristic is its holistic integration of phonological skills, systematic phonics, and language-based abilities. This interrelated instruction is then directly applied to real reading and writing.

The unique approach of CRSL is to teach the patterns of the English language in an explicit and clear manner that includes memory strategies for long-term retention.

CRSL lessons develop the neural pathways needed for efficient and effective reading. The developmentally appropriate lessons present a strong continuum of skills that are intentionally reviewed through a spiral method of instruction.

CRSL puts research into action. Its professional development includes initial training and ongoing collaboration with schools.

Schools consistently report that the CRSL lessons are motivating and highly engaging to students.

CRSL is proud to announce that it has been approved as a Supplemental and Intervention Program by the Colorado Department of Education in the areas of word study, phonics, and fluency.

CR Success Learning, LLC

3447 S. Birch St.
Denver, CO 80222
1-844-277-8223

















Cheryl Rose Campbell
cheryl@crsuccesslearning.com

Table of Contents

CR Success Way Introduction	3
CR Success Professional Development	8
CR Success Literacy Programs	
Early Childhood Level	14
Jump Start to Literacy Program	
Kindergarten Level	21
First Steps Program	
Home Run Handwriting Level K	
Sound Play Program	
Level 1	30
Streamlined Level 1	
Level 2	40
Streamlined Level 2	
Levels 3, 4, 5 Word Study Programs	50
Wordsmith	
CR Success Readers	56
Small Steps Readers	
Bridge Book Readers	
Sunshine Readers	
Sam and Tux Readers	
Tales of Friends Readers	
Once Upon a Pigeon Fables Anthology	
CR Success Magnetic Folders	62
Jump Start Magnetic Folders and Letter Sets	
First Steps Magnetic Folders and Letter Sets	
Foundation Magnetic Folders and Letter Sets	
CR Success Intervention	66
PRISM Intervention Program	
Purchase Policies	70
Product Index	

The CR Success Way

Foundational Programs

	Comprehensive Reading and Spelling Instruction	Word Study/ Writing	Handwriting	Decodable Readers	Magnetic Folders
Pre-K	 Jump Start to Literacy				 Jump Start
Level K		 Level K		 • Small Steps	 First Steps
Level 1	 Level 1	 Level 1	 Level 1	 • Bridge Books • Sunshine Series • Sam and Tux • Tales of Friends	 Foundation
Level 2	 Level 2	 Level 2	 Level 2	 • Tales of Friends • Fables • Connect and Reflect	
Level 3		 Level 3		 • Fables • Connect and Reflect	
Level 4		 Level 4			
Level 5		 Level 5			

Intervention Programs

Sound Play



Sound Play

A Level K-Level 1 program for students who need extra practice in phonemic awareness, sound-symbol associations for consonants and short vowels, and early decoding skills.



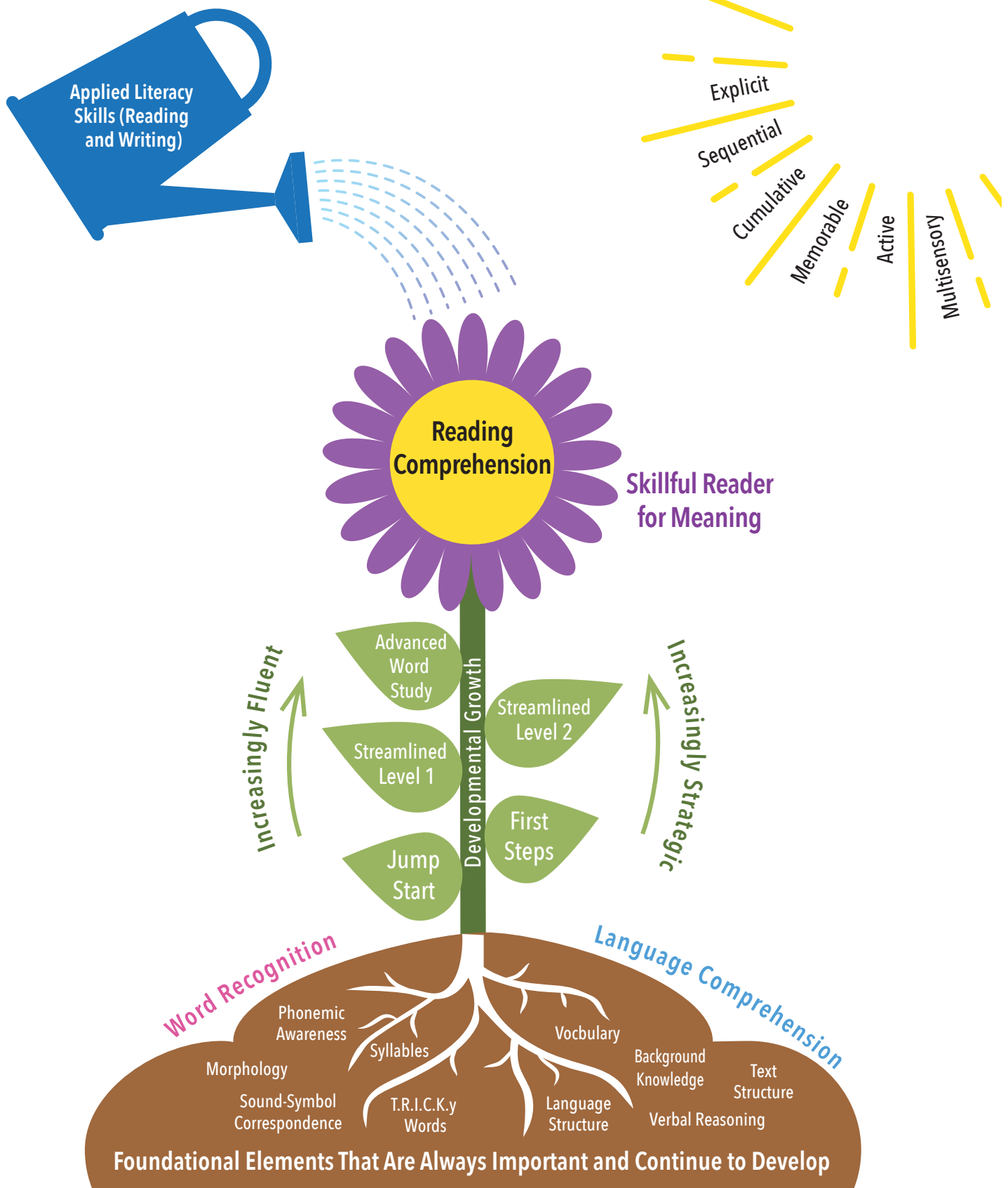
PRISM Reading Program

An intervention program that seamlessly weaves together instruction in the major components of literacy, as well as spelling and writing.










Why Choose CR Success Literacy Programs?

Our mission at CR Success Learning is to provide literacy instruction that is rigorously based on the science of reading and that is also highly engaging, easy to implement, and memorable.

- ◆ Our programs address and coordinate the **critical components of reading** (phonemic awareness, phonics, vocabulary, fluency, and comprehension) as well as spelling, handwriting, and writing.
- ◆ Our programs develop the **neurological processing for reading**.
- ◆ We use an **integrative and multisensory approach** to develop **phonological skills** while teaching **systematic phonics** with an Orton-Gillingham base. Songs, stories, gestures, and visual posters add to the instruction of the phonetic concepts.
- ◆ Our comprehensive phonetic/word study program is taught in a **spiraled, systematic, cumulative manner** that leads to mastery.
- ◆ Our manuals have **explicit instruction** in key content. Our goal is to achieve active and successful student participation in every lesson.
- ◆ Our lessons are written with limited teacher talk that is concise and unambiguous. These **teacher-friendly** lessons follow best practices for instructional design.
- ◆ We have organized the highly complex phonetic code of the English language into 25 **memorable** phonetic concepts.
- ◆ Our programs **promote fluency** by developing accurate decoding and word recognition, phrase reading, and text reading. CRSL promotes fluency at the sound, syllable, word and sentence level.
- ◆ We provide controlled **decodable text** that actually tells a story.
- ◆ Our lesson plans for reading decodable texts focus on both the application of phonetic concepts and on making sense of the text (**comprehension**). Best practices bring these two key elements together.
- ◆ We promote word awareness and word knowledge through a **multidimensional teaching of vocabulary**, including the use of morphology, word origin, cognates, context, and examples/non-examples.
- ◆ We have created **graphic organizers** that promote comprehension.
- ◆ We offer daily practice and supportive **spelling and writing activities** to further embed each concept into the student's working knowledge.
- ◆ Our **diagnostic and summative assessments** provide a compass for placement in the program and for pacing, as well as mid-year and end-of-year assessment.
- ◆ Our **formative assessments** (progress monitoring) assessments assist teachers in adjusting instruction for individual needs of the learner.



How the CRSL Programs Build Skills

	Level	Program	Description	Magnetic Folder
	2	Streamlined Level 2 	Streamlined Level 2 provides instruction in the entire phonetic code, all high-frequency suffixes and prefixes, word families, and spelling conventions. The 30-minute daily lessons continue to fluency in letter-sound correspondences while promoting deep phonological processing. Decodable books, passages, and writing activities solidify knowledge and advances fluency. The intensity of instruction with the decodable books is based on each student's reading level.	
	1	Streamlined Level 1 	Streamlined Level 1 develops a strong understanding of the basic phonetic code, six syllable types, and early morphology. It also layers the information in a spiral design, so students are consistently reviewing previously taught concepts. Level 1 students are taught the basic code and part of the advanced code (Concepts 1-18) in 29 units of study. The 30-minute daily lessons develop fluency in letter-sound correspondences, while teaching the phonetic concepts using advanced phonemic awareness skills. Decodable books, passages, and writing are included; students must apply the knowledge from the daily lessons to real reading and writing.	
	K	First Steps 	First Steps teaches basic phonemic awareness (identifying, blending segmenting, and early manipulation of phonemes), the alphabetic principle, and the sound-symbol correspondence for consonants, short vowels, and consonant digraphs. Students become skilled at reading and spelling VC and CVC words. Students learn over forty sight words and read a series of ten decodable books called <i>Small Steps</i> . Please see the Scope and Sequence for a thorough description of the curriculum.	
	Pre-K	Jump Start to Literacy 	Jump Start to Literacy uses songs, chants, nursery rhymes and playful activities to provided guided practice in oral language skills using basic concepts, early phonemic awareness skills, and the sounds-symbol correspondences for consonants and short vowels.	

How the CRSL Supplemental Programs Deepen and Develop Skills

Although schools acknowledge the importance of alignment of instruction, reading and spelling and handwriting are often taught as separate subjects. This fragmented approach leads to confusion and inefficient instruction.

CRSL has developed two supplemental programs, *Wordsmith* and *Home Run Handwriting*, that are aligned to the foundational reading programs while providing further instruction in word study and handwriting, respectively. These programs validate the need for meaningful, systematic practice.



Key Features

- Employs a speech to print approach
- Teaches developmentally, responding to students' growing linguistic knowledge
- Uses explicit, sequential instruction that is cumulative
- Provides activities grounded in inquiry, using authentic tasks that teaches concepts and organizational patterns in memorable ways
- Promotes active learning that leads to generalization of skills through word sorts, writing, and reflective dialogue
- Embeds assessments (progress monitoring, weekly, and summative) that test application and not just rote memorization
- Teaches word study beyond second grade, delving into advanced spelling patterns and morphology, including Greek and Latin roots

Level 1 - page 38

Level 2 - page 48

Level 3 - page 52

Level 4 - page 54

Level 5 - page 55



Key Features

- Developed by an Occupational Therapist
- Has an appealing sports theme
- Teaches a simple and logical organization of letter formation that is easy to remember, using four basic beginning strokes
- Is aligned to the reading and word study program, so practice is meaningful
- Uses music (chants and songs) to develop memory of letter formation
- Provides sufficient, scaffolded practice for motor memory
- Is teacher-friendly, with consistent, clear routines for instruction and with practical assessment, which assists in differentiating instruction
- Follows a clear and systematic scope and sequence in the areas of positioning, fine motor, vocabulary letter formation, writing sentences, writing conventions, and writing fluency

Level K - page 28

Level 1 - page 39

Level 2 - page 49



Professional Development

Dear Educators,

The field of education is rapidly changing. It is an exciting time, with advances in technology, instructional design, and relevant educational research. It is also a challenging time, with funding cuts, widely diverse student populations, and extraordinary demands on all educators. The events of recent years have certainly highlighted these challenges.

CR Success Learning has transformed its programs to meet your changing needs. We now tailor our literacy programs to fit schools' budgets, schedules, and student populations, since one-size-fits all programs just don't cut it anymore. Our professional development services have been revamped and include shorter-training sessions, on-site coaching, and classroom observations. The content of our PD is based on the newly revised *CR Success Foundation Reference Manual*, which delineates CRSL's innovative and engaging approaches to apply the science of reading to instruction. We have rigorously reviewed and updated all programs, to make sure they are not only effective and research-based, but also teacher-friendly and easy to implement. We consider the school and teachers with whom we work to be our literacy partners, who deserve nothing short of excellence.

Amid all the changes, however, one fact remains constant. Expert teaching is the difference between success and failure in the classroom. CRSL with its teacher-created programs and its dedication to service, can prepare your teachers to be experts at teaching reading, writing, and spelling. Our literacy specialists and product developers are teachers themselves. Hence, they have a unique and necessary insight into the challenges, educators face daily. Just as I do, they also have enormous respect for teachers and the critically important work they do.

We firmly believe we can work together to achieve excellence in literacy education for all our students. We are a small company that can accomplish big results. The pages in this catalog detail the services and the products CRSL offer to make this happen. Please contact me if you have any questions or if you would like a customized design for your classroom or school.

Sincerely,
Cheryl Rose Campbell
President
cheryl@crsuccesslearning.com
303-699-7566

Well-Trained Teachers Get Results


The research is clear: Schools that invest in their teacher perform at the highest levels. Well-trained teachers measurably accelerate student learning, including students with diverse learning needs. Teachers who are trained in research-based programs and in the best practices of instruction will drive student growth and proficiency.

Your Literacy Partners


At CRSL, working with teachers is at the heart of everything we do. However, we don't just need train teachers, we partner with them and their schools to improve students' literacy skills. As your school's literacy partner, we provide essential, meaningful support after your initial training, including classroom observations and coaching. We tailor our programs to your school's unique needs and student population.

Alignment

Aligning instruction and terminology across grades is critical to success. Using *The CR Success Foundation Reference Manual* and the *CR Success Concept Book*, professional development covers CRSL concepts, term, strategies, and routines. CRSL works with schools to develop a model for alignment and sustainability, as well as assisting with ordering, so that all bases are covered, without duplicating materials.



*CR Success
Reference Manual*



*CR Success
Concept Book*

CR Success Learning Certificates are issued for the satisfactory completion of each program, as outlined on the following pages.

Ongoing Support to Ensure Success Implementation

"No matter how well-conceived or well-intentioned PD is, without focused and sustained implementation, it can fail to change or (have) impact on practice and student outcomes. Within learning cultures that are sustainable, teachers and leaders model and nurture learning and provide time and resources to support and evaluate impact. Impactful, sustainable PD requires an ongoing commitment over time." (NSW, 2021)

After the Initial Professional Development

CRSL ensures that the program is implemented successfully by offering opportunities for follow-up support that includes:



- classroom observations (in-person or online), with both written and oral feedback
- coaching, both in person and online
- email contact to answer questions and collaborate with teachers
- webinars that review major instructional concepts

Learning Communities




CRSL helps schools build learning communities, so there is ample opportunity for collaboration to ensure the successful implementation of the program. Teacher leadership is vital to supporting this implementation. Starting in January 2022, CRSL will be offering Facilitator Professional Development. Facilitators will learn the following:

- Using the Walk-Through Observations to provide feedback to teachers
- Demonstrating specific classroom routines and strategies
- Assisting with any needs for materials
- Guiding teachers on how to efficiently and effectively plan and setup materials
- Communicating with the CRSL staff about any issues that arise
- Maintaining schedules for progress monitoring
- Establishing effective tracking methods to input and study data of student outcomes
- Collaborating with teachers on how to scaffold instruction for students who struggle
- Scheduling and facilitating ongoing study groups



Early Learning Training

Program	Hours	Agenda	Cost
 <p>Jump Start to Literacy</p> <p>Jump Start Training</p> <p>Pre-K</p>	7	<p>Developmental Teaching of</p> <ul style="list-style-type: none"> ▪ Oral language ▪ Basic Concepts ▪ Interest and Enjoyment of Books ▪ Early Concepts of Print ▪ Vocabulary ▪ Phonological Awareness <ul style="list-style-type: none"> – Rhyming, onset/rime – Phonemic Awareness ▪ Sounds for consonants, short vowels ▪ Letter-Sound Correspondences for consonants, short vowels 	<p>Training: Individual prices upon request</p> <p>\$425 school training for 3-9 people</p> <p>\$850 for 10-24 people</p> <p>Materials Required: Jump Start Kit (see page 17 for materials included in the kit)</p> <p>JSKT \$529</p>
 <p>First Steps Training</p> <p>Kindergarten</p>	7	<p>Multisensory, explicit instruction in</p> <ul style="list-style-type: none"> ▪ Concepts of Print ▪ Narrative Elements and Retell ▪ Vocabulary for basic concepts ▪ Phonemic Awareness ▪ Sound-Symbol Correspondences for Basic Code, using Sound Analogy Cards ▪ Orthographic Mapping ▪ High-frequency irregular words ▪ Spelling - 1:1 correspondence ▪ Writing one-two sentences in response to a question ▪ Simple Editing for Writing ▪ Comprehension strategies, with an emphasis on retell 	<p>Training: Individual prices upon request</p> <p>\$425 school training for 3-9 people</p> <p>\$850 for 10-24 people</p> <p>Materials Required: First Steps Kit (see page 23 for materials included in the kit)</p> <p>FSKT-1 \$529</p> <p><i>Note: CR Success Reference Manual or the CR Success Concept Book may be added to the kit for the reduced price of \$100 each (40% off the regular price of \$169.)</i></p>

Training for Levels 1 – 5

Program	Hours	Agenda	Cost
 <p>Streamlined Levels 1 and 2 Training</p> <p>First and Second Grades</p>	16	<p>Multisensory, explicit instruction in</p> <ul style="list-style-type: none"> ▪ Scientifically-based Reading Model ▪ Sounds of the English Language ▪ Phonemic Awareness - Basic and Advanced ▪ Sound-Symbol Correspondences for Entire English Code/Six Syllable Types ▪ Morphology – Prefixes and Suffixes ▪ Best and Rest Spellings ▪ Orthographic Mapping ▪ High-frequency irregular words ▪ Reading Fluency ▪ Spelling techniques and conventions ▪ Narrative Elements and Retell ▪ Close Reading ▪ Answering and Asking Questions about Text, using the 3-H Method ▪ Academic Vocabulary ▪ Writing a paragraph in response to a question ▪ Editing and Revising for writing 	<p>Training: Individual prices upon request</p> <p>\$1,750 for up to 24 people</p> <p>Materials Required: Training Kit (CR Success Reference Manual, CR Success Concept Book, and Foundation Magnetic Folder and Letter Set)</p> <p>TKT-FD \$339</p> <p><i>Note: It is recommended to purchase either Foundations Level 1 or Level 2 Kits. These kits include all teaching materials and manuals for that level.</i></p>
  <p>Levels 3, 4, and 5 Training</p> <p>Third, Fourth, and Fifth Grades</p>	16	<p>Multisensory, explicit instruction</p> <ul style="list-style-type: none"> ▪ Covers all instruction listed above for Levels 1 and 2 so that teaching is aligned K-5 ▪ Wordsmith instruction for specified level 	<p>Training: Individual prices upon request</p> <p>\$1,750 for up to 24 people</p> <p>Materials Required: Training Kit (CR Success Reference Manual, CR Success Concept Book, Foundation Magnetic Folder and Letter Set, and the Wordsmith Teacher's Guide for specified level)</p> <p>TKT-3 \$429</p> <p>TKT-4 \$429</p> <p>TKT-5 \$429</p>

Training for Supplemental Programs

Program	Hours	Agenda	Cost
 <p>Wordsmith Training Levels 1 - 5 First - Fifth Grades</p>	2 hours per grade level	<ul style="list-style-type: none"> ▪ Research ▪ Seven Keys to Success ▪ Scope and Sequence ▪ Sounds ▪ Spelling Patterns and Concepts ▪ Writing ▪ Vocabulary ▪ Daily Lesson Plan ▪ Assessment ▪ Home Connection 	Determined with the school purchase
 <p>Home Run Handwriting Training Levels K - 2 Kindergarten - Second Grades</p>	2 hours per grade level	<ul style="list-style-type: none"> ▪ Research ▪ Scope and Sequence ▪ Line Description ▪ Organization of Letters ▪ Description of Strokes ▪ The Handwriting Rap ▪ Lesson Plan ▪ Student Self-Monitoring ▪ Assessment ▪ Home Connection 	Determined with the school purchase

Intervention Training

Program	Hours	Agenda	Cost
 PRISM Reading Training Intervention	16	<ul style="list-style-type: none"> ▪ Implement Scientifically Research Based Supplemental Reading Instruction to increase student achievement ▪ Intervention Approaches to <ul style="list-style-type: none"> - Sounds of the English Language - Phonemic Awareness - Basic and Advanced - Sound-Symbol Correspondences for Entire English Code - Morphology - Prefixes and Suffixes - Best and Rest Spellings - Orthographic Mapping - High-frequency irregular words - Vocabulary for basic concepts, academic vocabulary, connotation, pronoun references - Reading Fluency and repeated readings - Reading Coaching Methods - Spelling techniques - Spelling Conventions - Purposeful reading - Basic Retell - Understanding central purpose - Writing about reading with short constructed responses 	Training: \$175 per person \$1,750 for 10-24 people Materials Required: PRISM Training Kit <i>(see page 68 for materials included in the kit, also includes one Foundation Magnetic Folder and Letter Set)</i> PMTKT-1 \$899

Notes

1. If a school/district has more than 10 people attending the training, a flat charge will be offered. Schools may include up to 24 people in the training.
2. The materials include the PRISM Reading Kit and one Foundation Magnetic Folder and Letterset. No additional materials are needed.
3. After the initial training, CR Success will develop a sustainability plan with a school or district that will offer choices, including CR Success Leadership Teams in schools, replacement training costs, and online observation/coaching plans.
4. New teachers who replace a trained teacher will be only charged for the training, as they may use the trained teacher's materials. However, the materials must have the current edition of manuals.



Early Childhood Level

COUNTDOWN

4

CR Success Jump Start to Literacy

Students are taught alphabetic knowledge through **FOUR** cycles of instruction. Our pilot teachers observed students learn all the basic consonant and vowel sounds after just 26 days of instruction. Written to meet research-based objectives for language and literacy, Jump Start is aligned to Early childhood state standards.

3

Appropriate even for **THREE**-year olds! The instruction was designed to accommodate single-age and multi-age classrooms by offering differentiated instruction to meet developmental needs.

2

Organized by **TWO** settings (whole group and small group sessions), Jump Start teaches the right skills which lead to reading gains. Students who receive Jump Start instruction will enter kindergarten with strong phonemic awareness skills (isolating, segmenting, blending, and manipulating phonemes), motor memory for lowercase letters, mastery of basic concepts of print, and automatic recognition of 19 consonants and the 5 short vowel sounds.

1

ONE kit is all you need to deliver research-based literacy practices without replacing your entire program. Preschoolers won't need to sit still as they sing, dance, play games and use hands-on materials. Each cycle is preceded by suggestions for learning centers, background knowledge for teachers, and ongoing assessment tools to meet every child at their point of need.

Jump
to a great
beginning in
literacy!

Visit www.crsuccesslearning.com to download the *Jump Start to Literacy* program brochure. Call 844-277-8223 for more information.

Jump Start to Literacy Program



Jump Start to Literacy

A Strategic Early Childhood Literacy Program by CR Success

The organization of the Jump Start Literacy Program was influenced by the research on Alphabet Knowledge Instruction (Jones, Clark, Reutzel, 2012). Students are taught alphabetic knowledge through multiple, distributed instructional cycles. The lessons in Jump Start are unique presentations that reflect the distinct advantages of presenting letters in different sequences. Each cycle, therefore, has a different focus and a different organization of letters. This method allows for letters to be introduced, practiced, and then revisited a number of times. It also promotes differentiation of instruction.



Cycle 1 – Sounds and Actions

Cycle 2 – Sounds, Actions, and Letters

Cycle 3 – Sounds, Actions, Letters, and Words

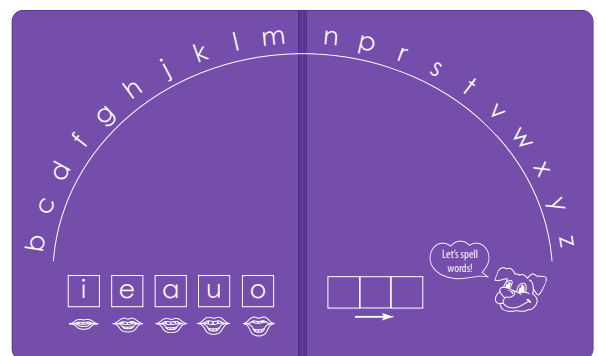
Cycle 4 – Sounds, Actions, Letters, Words, and Books

Jump Start has 115 instructional days. For programs with a 3 or 2 day schedule for younger students, we suggest stretching out the instruction across 2 years.

Year 1: Cycles 1, 2 Year 2: Cycles 3, 4

Key Features







- Jump Start has a flexible curriculum that can easily be incorporated into a core program.
- The program is uniquely responsive to the individual student; the cycle method allows the teacher to personalize and differentiate instruction for each student.
- The objectives align with the state's foundational literacy standards.
- Explicit skills such as handwriting, phonemic awareness, and the sound-letter correspondence are taught in a developmentally appropriate manner that is active and multisensory.
- Activities with mnemonics, movement, music, and active play enhance students' learning and retention.
- Students are exposed to high-quality literature, rhymes, songs and chants with a particular emphasis on classic nursery rhymes.
- Students use the uniquely designed magnetic letter folder, which promotes highly focused and active instruction.



- Teachers are given multiple opportunities to progress monitor students and to differentiate instruction.
- *Jump Start to Literacy* is the beginning of CR Success Learning's Pre K-5 programs, along with First Steps, Streamlined 1, Streamlined 2, and Wordsmith, that align the components of research-based literacy instruction.

I can...

Jump Start to Literacy Goals and Resources

	 Teacher's Guide	 Action Sound Cards	 Trace & Erase Cards	 Wall Cards	 Magnetic Folder	 Photo Cards	 Nursery Rhyme Book	 Trade Books
I can say the sound of letters and show a gesture for consonants and short vowels.	✓	✓						
I can trace letters using large movements.	✓		✓					
I can copy my name.	✓			✓				
I can understand basic concepts.	✓							
I can segment, blend, and manipulate phonemes in two and three-phoneme words.	✓				✓	✓		
With help, I can build two and three-phoneme words.	✓				✓			
I can understand concepts of print.	✓						✓	✓
I can retell stories.	✓						✓	✓
I understand that sounds map onto letters.	✓				✓	✓		



Jump Start Kit Includes:

- Jump Start Teacher's Guide
Includes Jump Start Black Line Master CD
- Jump Start's Big Book of Nursery Rhymes
- 50 Photo Cards
- 5 Vowel Cards
- 1 JumPup Card
- 104 Letter Tracing Cards (4 of each letter)
- 28 Sound-Action Cards
- 26 Alphabet Wall Cards
- 1 JumPup Puppet
- Magnetic Folder Poster
- Organizer for Materials
- 4 Published Books:
I Went Walking
Bark, George
Actual Size,
The Three Little Pigs
- Convenient Carry Tote Bag
- 5 Jump Start Magnetic Folders

Jump Start Kit 2nd Edition

Includes 5 Jump Start
Magnetic Folders and
Letter Sets
JSKT \$529

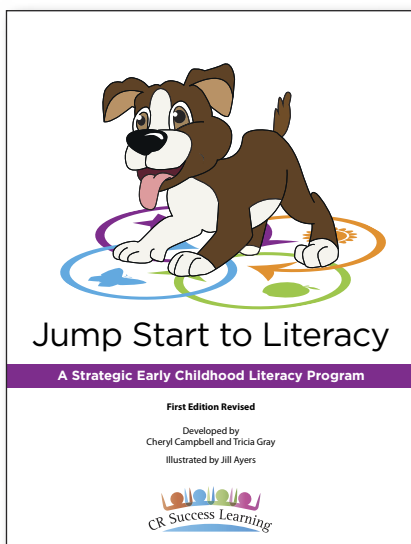
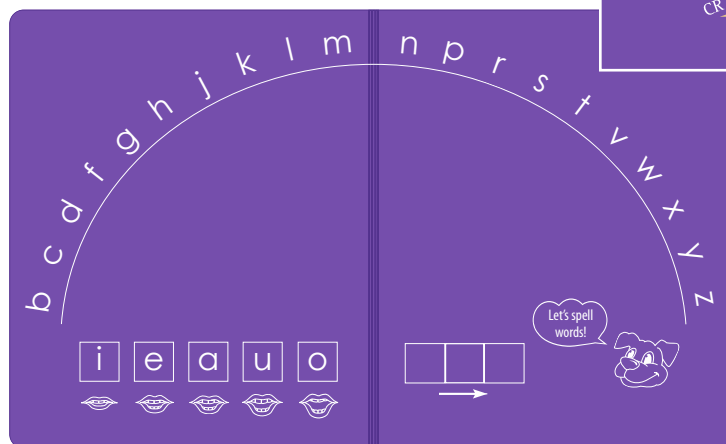
Jump Start Materials ala carte

Jump Start Magnetic Folder and Letter Set

This magnetic folder with 30 letter tiles is an interactive tool to promote student's fluency in sound-letter correspondences (consonants and short vowels) and word recognition (simple VC and CVC words). At the same time, this tool develops the phonemic awareness skills of identifying, segmenting, blending, and manipulating phonemes. The letter tiles are large and are designed to be easily moved. Mnemonic tiles for *b* and *d* help with letter discrimination. These tiles are perfect for young children in a supervised setting.

FLS-3 \$49

b	c	d	f	g	h	j
k	l	m	n	p	r	s
t	v	w	x	y	z	
a	e	i	o	u		
a	e	i	o	u		



Jump Start Teacher's Guide

(214 pages)

Includes Jump Start Black Line Masters CD (digital download available upon request)

This comprehensive manual presents each of the four cycles, with student outcomes, suggested center activities, background knowledge for the teacher, descriptions of routines/procedures, interactive read-aloud plans, daily lessons, assessments, and suggestions for differentiation.

The digital files contain assessments and masters for activity sheets.





JSM-2 \$179


Jump Start's Big Book of Nursery Rhymes

This oversized book (13" x 9.5") is an ABC book of nursery rhymes. Each rhyme was chosen to highlight a phoneme of the alphabet and to further develop the sound-letter correspondence. The rhythm and cadence of the rhyme draw the child's attention to the sounds of the language. Each spread is designed for display. (108 pages)

JS-NRB \$65



 <p>42</p>	<p><i>A</i>-tisket, a-tasket, A green and yellow basket, I wrote a letter to my love And on the way I dropped it. I dropped it, I dropped it. Yes, on the way I dropped it. A little boy he picked it up and put it in his pocket.</p>  <p>43</p>
--	--



Letter Tracing Cards (4 of each letter)

The tracing cards are used in small group instruction to develop students' motor memory of each lowercase and capital letter formation (104 cards, 5.5" x 8.5").


JS-TC \$30

JumPup Puppet

The adorable JumPup puppet will become the mascot in your classroom. It will be used to promote student's responses during instruction, while adding a playful dimension.

JS-Pup \$25





Jump Start Action Cards


The picture on the front side of these cards is designed to quickly evoke the sound of a certain letter. The backside of the cards shows the corresponding letter, with a small sound-action picture. The pictures are multi-cultural and developmentally appropriate. These cards are highly effective in developing sound-symbol associations. (28 cards, 11" x 8.5")

JS-AC \$35

Jump Start Alphabet Wall Cards

These cards are used to show the uppercase and lowercase letter, with the correct letter formation, and the sound-action picture. These cards are intended to be displayed in the classroom throughout the year. (26 cards, 8.5" x 11")

JS-AWC \$35



Jump Start Photo Cards

The photo cards display appealing photographs of VC and CVC words. They are organized by the short vowel sound; there are ten cards for each vowel sound (50 cards, 5.5" x 4.25"). In addition, the 5 vowel cards (5.5" x 4.25") and JumpUp card are included (4.5" x 6.625").

JS-PC \$25



Kindergarten Level




Comprehensive Program

First Steps is a highly effective comprehensive program that will provide young children with the foundational skills needed to become strong readers. The essential skills of phonemic awareness, phonics, reading comprehension, fluency and vocabulary instruction are taught in an integrated and spiral design that develops deep phonological processing and reading stamina.

Supplemental Program

Sound Play is a supplemental program to be used either in a K-1 setting for additional instruction or to augment a core reading program. This sequential, systematic curriculum teaches the essential skills of phonemic awareness (identifying, segmenting, blending, and manipulating phonemes). It also presents a memorable method of instructing the sound-symbol correspondences for the basic code using gestures, visuals, and motor memory.

Sound Play



Each series is fully decodable and written sequentially.

CR Success Readers feature controlled vocabulary, syntax, and semantics that will put your students' emerging decoding skills and comprehension strategies into immediate action. **Small Steps** is the first series and develops the young readers' ability to read VC and CVC words.

Handwriting with Purpose

Home Run Handwriting has students practice printing letters, letter combinations, and words that are directly related to CR Success reading and word study programs. Designed by an occupational therapist, lines, spaces, methods of practice, fine and gross motor activities have all been carefully considered. The program promotes and develops accurate and fluent writing.



First Steps Program

First Steps is a Comprehensive Literacy

Curriculum: *First Steps* instructs students in phonemic awareness, the basic phonetic code (consonants, consonant digraphs, short and long vowels, inflectional suffixes), vocabulary, comprehension strategies, fluency, spelling, and writing.

First Steps provides a 28-week curriculum. Each week's plan includes the following:

- Student goals ("I Can" statements)
- Materials to prepare
- References to descriptions of the theory and research supporting each activity
- Ideas and materials for Independent Work Centers
- Five daily lesson plans that provide clear directions, explicit teacher language, and time management for both large group lessons (15 min. - 30 min.) and small group reading (15 min. each) instruction
- Progress monitoring materials and directions, with recommendations for next steps and for differentiation

First Steps begins with oral phonemic awareness activities. Soon, it introduces sound-symbol correspondences using the unique Sound Cards, which connect the sounds to the symbols with memorable visuals and gestures. Students learn how to employ *one-breath blending* to read VC, CVC words and to utilize the P.A.W.S. Method to spell words. They apply their skills during the engaging Magnetic Folder Lessons, which allows them to practice and advance their decoding and encoding skills, while apply phonemic awareness skills. Meanwhile, they are developing their vocabulary, sight word recognition, and ability to read phrases and sentences. Soon, students are reading decodable texts with fluency and understanding.



Key Features

- **Alignment to Standards:** The objectives align with the state's foundational literacy standards.
- **Research-Based:** The methodology of *First Steps* is grounded on the research of the science of learning.
- **Developmental:** *First Steps* carefully considers how young students learn, keeping their interests and needs in mind.
- **Multisensory:** The activities in *First Steps* are dynamic, active, and multisensory.
- **Sequential:** *First Steps* uses instruction that is sequential, systematic, and cumulative.
- **Teacher -Friendly:** *First Steps* is designed for teachers by teachers; preparation is kept to a minimum and supportive materials are easily organized.
- **Family-Oriented:** Family newsletters and activities keep the family involved in the child's learning.
- **Differentiated:** The pace and presentation of *First Steps* is flexible; this allows for all students' needs to be met.
- **Informed by Data:** Progress monitoring and summative assessments guide the teachers in scaffolding instruction.
- **Part of Systematic Program:** *First Steps* is the second program in CR Success Learning's Pre K - 5 programs.

Visit www.crsuccesslearning.com to download the *First Steps* program brochure. Call 844-277-8223 for more information.

- First Steps Teacher's Manual
 - USB drive with Black Line Masters and Home Run Handwriting Program
- Summative Assessment Flipbook
 - Trade Book for Assessment
- Alphabet Wall Cards (31)
- Sound Cards (33)
- Posters
 - Color Chart
 - Gesture Chart
 - Vowels are Special!
 - Handwriting Rap
 - b/d Poster
- Language Ladder Sets (Word Cards and 4 Mats)
- Comprehension Maps (5)
- Anchor Charts (3)
- Cards (expanding organizer wallet included)
 - Paws Card
 - Photo Cards (74)
 - Language Ladder Photo Cards (20)
 - T.R.I.C.K.y Word Cards (42)
 - Hi-5 with Paws Cards (27)
- First Steps Teacher Magnetic Letter Set
- Paws the Cheetah Puppet

FSKT-1
\$529


Student First Step Materials

First Steps Magnetic Folder and Letter Set

This magnetic folder with 36 letter tiles is an interactive tool to promote student's fluency in sound-letter correspondences (consonant, vowels, consonant digraphs, silent e, and inflectional suffixes) and word recognition (Closed Syllables with digraphs and blends, Open and Silent e Syllables, and words with suffixes). At the same time, this tool develops the phonemic awareness skills of identifying, segmenting, blending, and manipulating phonemes. The design of the folder follows the design of the Foundational Board, which will be introduced at the next level. The back of the folder presents the letters in alphabetical order, with handwriting guidelines.

FLS-1 \$37

<u>b</u>	g	l	s	v	x	ng	es
c	h	n	s	y	m	sh	ed
<u>d</u>	j	p	z	w		ch	wh
f	k	r	t	th		qu	ing
i	e	e	a	u	o		

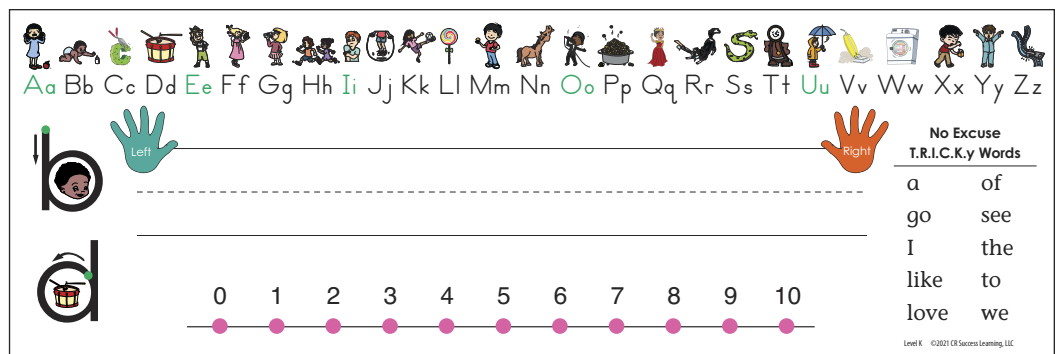


Level K Desk Plate

(12" x 4")

A full-colored, 12" x 4" desk plate that provides a handy reference for the alphabet, sound pictures for consonants and short vowels, left and right hands, guides to discriminate *b* and *d*, a number line 1-10, No Excuse T.R.I.C.K.Y words, and space to print name. Sold in packs of 10.

DP-K
\$13





Small Steps Readers (10 titles)


Each set of ten books provides decodable stories to emphasize VC and CVC words, along with selected sight words. The characters Jim and Liz, along with their pets, Sam and Tux, are introduced. The stories have true plots, with characters, setting, and problems. The short vowels are gradually taught, following this pattern: Book 1 - Short /a/; Book 2 - Short /i/, /a/; Books 3, 4 - Short /o/, /i/, /a/; Books 5, 6, 7 - Short /u/, /o/, /i/, /a/; Books 8-10 - all short vowels. The books may be purchased as one set of ten titles or as a Small Group Reading Set, with 6 sets of books and a digital teacher's guide.

Note: Advanced students can progress to higher level books that also practice simple closed syllables. Please refer to the Decodable Reader's section of the catalog to see descriptions of these titles: The Bridge Books Series, Sunshine Series, Sam and Tux Series

Small Steps single set of 10 titles
RE-1 \$58

Teacher's Guide for Small Steps
(digital download) **TGD-1 \$35**

Small Steps Small Group Reading Set,
6 sets of books and digital teacher's guide
GRS-1 \$299



Level K Classroom Set Discount

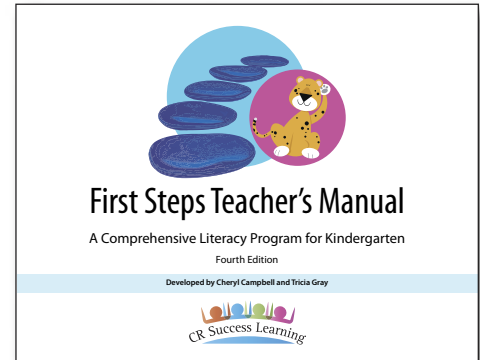
If you order a classroom set of 20 or more First Steps Magnetic Folder and Letter Sets, 20 or more Level K Desk Plates, one or more First Steps Kits, and one or more Small Steps Small Group Reading Sets, a 10% discount will be given for the entire order. Contact Cheryl Campbell (cheryl@crsuccesslearning.com) for a customized estimate on materials for your classroom.

First Steps Materials ala carte

First Steps Teacher's Manual (271 pages)

Includes First Steps Black Line Masters on USB Flash Drive (digital download available upon request)

This comprehensive manual presents summative and formative assessments, 27 weeks of daily lesson plans, templates for routines/procedures, ideas for Centers, lists of anchor books for writing and comprehension, suggestions for differentiation, and a complete training manual (*Master the Method*). The digital materials include both the handwriting program and activities for each week.



FSM-4 \$229


Whole Group Instruction		Tuesday		Wednesday	
Comprehension <ul style="list-style-type: none"> Henry and Magic: The First Book Cynthia Rylant The Hook Map 	Connections Mini-Lesson Vocabulary: words, spaces Key Phrases: Introduction "This week, we have been telling animal or pet news. Tell your partner about a dog you have or know." Allow 2 minutes for partner sharing. "This book is about a special friendship between a boy and a dog." Read the first chapter. After Reading: Show The Hook Map and ask students to make connections to Henry.	Phonemic Awareness <ul style="list-style-type: none"> Paws Puppet Photo Cards 1, 10, 40, 43, 44, 46, 54, 55, 57, 61, 62 	Blend to the End, My Friend! A Blending Activity I Do: Show Puppet. Place Photo Cards face down on the table or floor. "Paws says, 'Let's blend to the end, my friend!' Paws knows that readers blend sounds together to read words. Paws has chosen a card that he will keep hidden. First, he will say the sounds in this word slowly. Then Paws will blend the sounds in one breath; he will blend to the end. He can then say the word. He will show you the card to see if he is correct." Have Paws look at the card 43; say /t/ and /s/ separately, then blend the sounds in one breath, producing the word <i>ice</i> . We Do: "Let's do this one together." Have Paws choose a card, say the sounds about one second apart; ask students to repeat. Then have students chorally blend the sounds with one-breath blending. Ask the students to say the word. Show the Photo Card to verify. Continue with the remaining cards.	Phonics <ul style="list-style-type: none"> Sound Card 14 	Sound-Symbol for u Follow the Sound-Symbol Correspondence Lesson on the back of the Sound Card.
		The listed Photo Cards were selected because they begin with continuous, or stretchy, sounds. These oral blending activities help students learn how to seamlessly blend sounds in one breath.	The Riddle Game A Blending Activity I Do: "Today we will play The Riddle Game. I will listen to a clue about an animal. I will say the sounds of the animal's name and then I will blend the sounds in one breath. I am thinking of an animal that lives in the water and has gills. Its sounds are /f/ (pause), /f/ (pause), /sh/. It is f-f-f-sh (blending the sounds in one breath; sing the vowel sound), fish." You Do: "Now each of you will have a turn to solve a riddle. When our friend gives the correct answer, we will cheer for them." Teach The Blend to the End cheer, as shown on the right.		The Blend to the End Cheer: Students Say 1. Blend to the End! Sweep hand left to right 2. My Friend! Clap one time
		Phonics • Magnetic Folders 	Folder Lesson Spell Sounds: "Use the back of your folder. I will say a sound and you will point to the letter, then trace it as you say the sound." Row 1 /h/, Little /k/, /a/ 2 /f/ 3 /oi/, /p/, /m/ 4 /s/, /t/, /r/		The Letter u Follow the Handwriting Lesson on the back of the Sound Card using HRFH Workbook page 48. Students will complete page 49 independently.
		Handwriting <ul style="list-style-type: none"> Sound Card 14 HRFH pp. 48, 49 Coloring Page u 	Forming the letter u includes a curve up and then retracing straight down. Some students will need extra practice at the board/casel or with clay/sand to learn this letter formation.		

First Steps Alphabet Wall Cards

These cards are used to show the uppercase and lowercase letter, with the correct letter formation, and the sound-action picture. These cards are intended to be displayed in the classroom throughout the year. (31 cards, 8.5" x 11")

FS-AWC \$35





First Steps Sound Cards

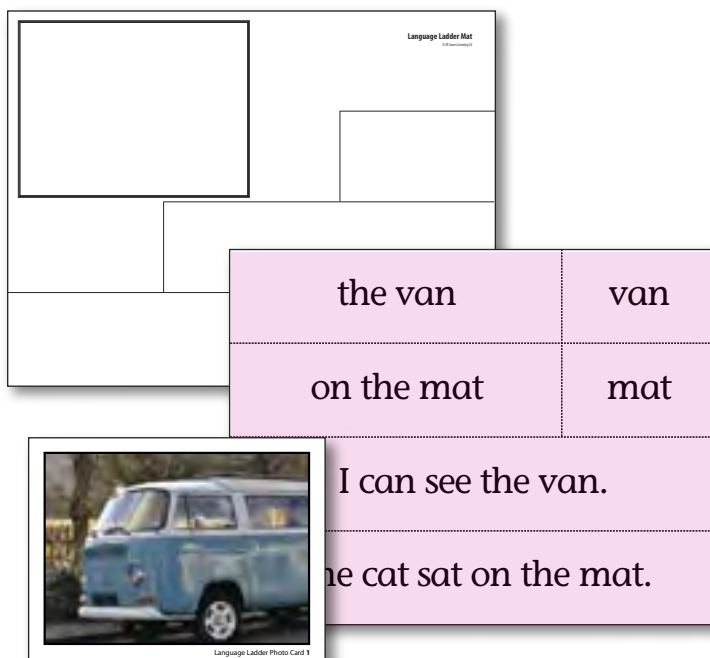
The picture on the front side of these cards is designed to quickly evoke the sound of a certain letter. Also included are the corresponding letter, a mouth position picture, and voiced/voiceless picture. On the back are thorough lessons to present the sound-symbol correspondence, the gesture, and the letter formation. The pictures are multi-cultural and developmentally appropriate. These cards are highly effective in developing sound-symbol associations. (31 cards, 11" x 8.5")

FS-SC \$45

First Steps Photo Cards

The photo cards display appealing photographs for phonemic awareness activities (74 cards, 5.5" x 4.25"). In addition, the Paws card is included (4.25" x 3.67").

FS-PC \$35



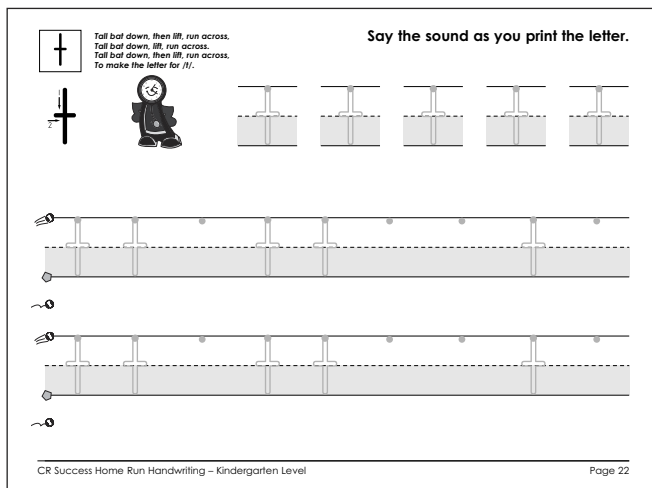
Language Ladder Photo Cards, Word/Phrase/Sentence Cards, and Mats

This set of materials promotes decoding single CVC words, as well as decoding VC/CVC words and T.R.I.C.K.y (sight) words in phrases and sentences. Students learn about phrases, sentence structure, and punctuation. The materials include 20 photo cards, 10 word/phrase/sentence cards on colored cardstock, and 4 mats. These language cards provide effective instruction prior to reading decodable text


FS-LL \$30

Home Run Handwriting Level K Teacher's Guide (88 pages) is user-friendly, with scripts for fun, action-action packed activities that follow a predictable routine. The multisensory approach engages the student and makes learning memorable. There are lessons for basic strokes, lowercase letters, uppercase letters, and consonant teams with benchmark assessments to measure progress.

HTM-K \$79



Lesson Plan: Letter t	
Student Workbook pages 22, 23	
Warm-ups	3 minutes Choose one or two of these activities: Cross Crawl Marching, Clapping Games, Windshield Wipers, Scissors, Backward Circles, Shoulder Squares, Chair Pushups
Starting Lineup	1 minute Materials: Student Workbooks
Distribute Books	Ask children to turn to pages 22, 23.
Sound Review	Have students point to the letter and name it. Then have students point to the sound picture and say the sound.
Coaching	3 minutes Materials: Print letter on board.
Demonstration	Trace the letter 3 times as you sing the chart to the tune of <i>Here We Go 'Round the Mulberry Bush</i> . Tall bat down, then lift, run across, Tall bat down, lift, run across, Tall bat down, then lift, run across, To make the letter for t. Then, lead the students in air writing the letter while singing the third and fourth lines of the chart.
The Game	7 minutes Materials: Student workbooks, teacher board
Hand Exercise	Choose one or two of the following: Pitchers, Finger Pushups, Finger Push-offs, Pencil Gymnastics, Signs the ABCs
Handwriting Rap	Repeat rap with students. Watch to see that students are sitting correctly, placing the paper at the correct angle, and holding the pencil correctly.
Book Practice	Look at letter t. We will do the first row together. Put your pencil tip on the starting dot. Let's say the chant together. Remember to think about the sound of the letter and its name. As children point the letter, repeat the third and fourth line of the chart. After students have practiced with you, have them complete both pages. Review the classroom, observing student's work.
Post-Game Activity	2 minutes Self Evaluation: Say: Look at your letter. Circle the MYL: the most valuable letter that has the right start, sits on home base and is the right size.
Page 44	Kindergarten CR Success Home Run Handwriting



Home Run Handwriting Level K Student Workbook (108 pages) was planned by an occupational therapist to promote accurate practice that is carefully supported through starting points for letters, letter models, and shaded handwriting lines.

Package of 5
HWK-K \$49



(actual size)

First Steps Teacher Magnetic Letter Sets

48 large magnetic letter tiles

TLS-1 \$44

First Steps Paws Puppet

The charming cheetah puppet will become a mascot in your classroom. It will be used to engage students and to promote their responses during instruction, while adding a playful dimension to the lessons.

Misc-2 \$25



Sound Play Program



The easy-to-follow, step-by-step manual uses the gradual release model. The parent/teacher models instruction first, then guides practice, and allows time for independent practice.


The 76 lessons include a note-taking section, using sticky notes so that new notes can be taken for another student. Progress Monitoring for each Module is provided, so the teacher/parent can be confident that the student is achieving success before moving on to the next Module.

Four sets of of full color cards are included to provide visual support for the games and activities.

Module One

Lesson 7

Where's Paws? Beginning Sounds (clipped)



I can find the animal by listening to the beginning sound.

Materials

- Photo Cards 17-23
- Paws Picture

Warm Up Play Echo Game. "I will say a sound and you will echo it: /b/, /k/, /g/, /j/, /p/."

Prepare Use magnets to post three Photo Cards on the board. Name each card. Then, ask students to close their eyes. Hide the picture of Paws under of the photo cards.

I Do "Open your eyes. Paws is hiding under of our photos. I will tell you a clue to help you find Paws. The clue is the beginning sound of an animal. The sound is /t/. Now I will name each picture and listen the beginning sound." Emphasize the beginning sound of each animal's name. "Where is Paws? He must be under ___."

We Do Replace one of the pictures, rearrange the order, and repeat the active. Encourage each student to turn to a partner and whisper the name of animal. Then ask the group to chorally name the animal.

Teacher Tip Remember to show the letter on the back of the Photo Card.

Take Note!

Make note of students that have difficulty with the lesson.

Almost There! Needs a little more practice.

Extra Support Needed-- Refer to page 40.


27

Module One

Lesson 7

The Letter and Sound /t/


Sound-Symbol Association



Note
Research supports teaching phonemic awareness using letters. Sound Play has added Sound-Symbol Association Lessons to teach these lessons. This lesson will occur at a different time than the Phonemic Awareness lesson, shown on the previous page.

Extra Facts about /t/

The sound /t/ is soft (unvoiced).







Description of Mouth Position: Tap your front teeth with your tongue and then let go of the air.

Use Sound Picture Card 4

- Show sound picture. "Our new sound is /t/. Listen to this chant. You will hear /t/ many times."
 - Listen to the ticking
 - Of the tall town clock
 - Tick-tock, never stop.
- Have students echo you as you reread the chant, line by line. "What sound did you hear over and over? Yes, you heard /t/."
- "Say /t/ but first cup both hands over your ears. The sound is soft."
- "Watch my mouth as I say /t/. Now you say it."
- Point to the picture on the card. "Look at this picture. Tommy hears the tick-tock of the clock, /t/ /t/ /t/. We have a gesture for this sound picture, which will help us remember /t/."
- Demonstrate gesture with its sound: **Point index finger down and move back-and-forth, while saying /t/, /t/, /t/.**
- Point to the letter on the card. "This letter spells /t/. The name of the letter is T and its sound is /t/. When we see this letter, we will say its sound, /t/. Sounds help us read and spell."
- Have students stand up. "I will say some words. If the first sound of the word is /t/, make the gesture for that sound and say the sound. If you do not hear the /t/ sound, put your hands behind your back and shake your head."

Use these words: scale, time, top, tack, rain, trip, tea, down.

28



Sound Play Kit (packaged in 3-ring binder)

- Manual and Black Line Masters (192 pages)
- 1 Paws Card
- 5 Vowel Cards
- 26 Sound Picture Cards
- 43 Photo Cards
- 36 Word Cards

SPKT
\$229



Level 1 Literacy Program

A comprehensive and proven program that connects systematic phonics instruction with meaningful reading.

Streamlined Level 1 is a collection of lessons, assessments, and connected activities that comes from the CR Success Learning Program. It combines a research-based sequence of instruction with explicit lessons that are both teacher-friendly and engaging for students. These lessons will streamline teaching for you and learning for your students.

Streamlined
Level 1



Each series is fully decodable and written sequentially.

Sunshine Readers – non-fiction stories using short vowel words with consonant digraphs, blends and content words

Sam and Tux Readers – Predictable stories using speech bubbles and other techniques to provide interesting stories

Bridge Book Readers – These readers introduce other spelling patterns (CVCe words, inflectional suffixes)

Tales of Friends – Each story presents more complex phonic patterns, using the systematic phonics scope and sequence of the CR Success Readers



The Next Generation of Word Study

The **Wordsmith** Programs are aligned to the CR Success Learning Reading Program. The Wordsmith Programs teach word study, spelling concepts, and writing skills in an interactive, highly engaging and memorable manner. Authentic activities teach concepts that students can apply to reading and writing.

Handwriting with Purpose

Home Run Handwriting has students practice printing letters, letter combinations, and words that are directly related to CR Success reading and word study programs. Designed by an occupational therapist, lines, spaces, methods of practice, fine and gross motor activities have all been carefully considered. The program promotes and develops accurate and fluent writing.

Home Run
Handwriting



Streamlined Level 1

Streamlined Level 1 provides a 29-unit literacy curriculum. Level 1 is taught by units, which could be transferred into weeks, as each unit has five days of instruction. CR Success used the term “unit” to recognize that some lessons might need to be extended or accelerated. Each unit’s plan includes the following:

- Specific student outcomes
- List of materials to prepare
- Thorough descriptions of the phonetic concept
- Ideas and materials for Independent Work Centers
- Word lists and sentences
- Activities for T.R.I.C.K.y Words (high-frequency sight words)
- Read Aloud Lesson Plan that connects excellent literature to phonetic concept being studied
- Lesson Plans for an introductory lesson and three lessons using the Magnetic Folders
- Progress monitoring materials and directions, with recommendations for next steps and differentiation

Curriculum for Streamlined Level 1:

- builds the neural pathways that are necessary for fluent reading
- develops essential and advanced phonemic awareness (blending, segmenting, manipulating phonemes)
- promotes understanding of phonetic concepts (consonants, consonant digraphs and blends, short and long vowels, common vowel teams) in both one-syllable and multisyllabic words
- introduces all six syllable types
- teaches inflectional suffixes and basic prefixes
- advances recognition of high-frequency sight words in context
- requires students to practice their new phonetic skills by reading, with fluency and comprehension, decodable books
- fosters understanding of close reading skills and basic comprehension skills
- expands and scaffolds writing skills, including writing mechanics (sentence structure and rules, spelling), short constructed responses, and opinion, narrative, and informative writing

Streamlined Level 1

Key Features

- **Based on the Science of Reading:** *Level 1* builds the neural pathways that are necessary for fluent reading.
- **Research -Based:** The methodology is based on current literacy research.
- **Multisensory:** The activities in *Level 1* engage the student using multiple senses and multiple pathways of learning. *Level 1* uses stories, songs, gestures, magnetic folders, and visual posters.
- **Hands-On Learning:** Every activity is designed to promote the full and active participation of the student.
- **Explicit and Sequential:** The lessons have clear directions, explicit teacher language, and clearly defined time management
- **Reinforces Learning:** Students learn to apply learning to real reading and writing by using the *CRSL Readers Wordsmith Program*.
- **Teacher Friendly:** *Level 1* is designed by teachers for teachers; preparation is kept to a minimum and supportive materials are easily organized.
- **Cross-Curricular:** Other academic areas are connected through vocabulary (Science, Social Studies, Language Arts and Math), math story problems, and non-fiction passages.
- **Multicultural:** The Read-Aloud lesson plans connect the phonetic concept and theme of the decodable book with richly diverse literature.
- **Differentiated:** *Level 1* embeds formative instruction and suggestions on how to use the data to differentiation both the pace and the presentation of concepts.
- **Part of Sequential Program:** *Level 1* is the third program in the CR Success Reading Program

Visit www.crsuccesslearning.com to download the *Level 1 and 2* program brochure. Call 844-277-8223 for more information.



Foundations Level 1 Kit Includes:

- **Foundation Reference Manual**
This reference manual covers literacy theory and procedures for teaching the Magnetic Folder Lesson, vocabulary and comprehension theory instruction, and reviews the scope and sequence of CR Success Foundation Reading.
- **Streamlined Level 1 Manual**
Daily lesson plans, with descriptions of materials, including Anchor Charts, detailed teacher language, and progress monitoring/summative assessments.
- **Streamlined Level 1 USB Drive**
The USB drive contains all digital material, including Black Line Masters and Songs & Chants.
- **CR Success Concept Book**
This book depicts the 25 CR Success phonetic concepts through stories, songs, gestures, and word examples. 43 full-size visual posters are paired with the concepts for a true multi-sensory presentation.
- **Alphabet Wall Cards**
- **Steps of the Magnetic Folder Lesson Poster**
- **Teacher Magnetic Letter Set**
100 large magnetic letter tiles

Foundations Level 1 Kit

FDKT-1

\$529

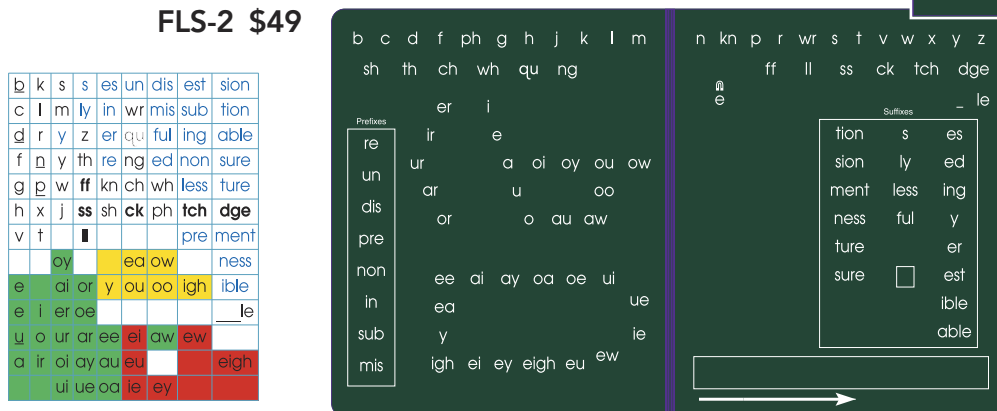
Student Level 1 Materials

Foundation Magnetic Folder and Letter Set

This magnetic folder with 98 letter tiles is an interactive tool to promote student's fluency in the most frequent sound-letter correspondences, and major affixes. Students build one-syllable and multisyllabic words following phonetic concepts and spelling conventions. They also develop advanced phonemic awareness skills. Using this tool, the entire phonetic code for the 43 sounds of the English language and the most common prefixes and suffixes can be taught.




FLS-2 \$49



Level 1 Desk Plate (12" x 4")

A full-colored, 12" x 4" desk plate that provides a handy reference for the alphabet, sound pictures for consonants, short vowels, and consonant digraphs, left and right hands, a number line 1-20, No Excuse T.R.I.C.K.Y words, and space to print name. Sold in packs of 10.

DP-1
\$13



Level 1 Classroom Set Discount

If you order a classroom set of 20 or more Foundation Magnetic Folder and Letter Sets, 20 or more Level 1 Desk Plates, one or more Foundations Level 1 Kits, and one or more Small Group Reading Sets, a 10% discount will be given for the entire order. Contact Cheryl Campbell (cheryl@crsuccesslearning.com) for a customized estimate on materials for your classroom.



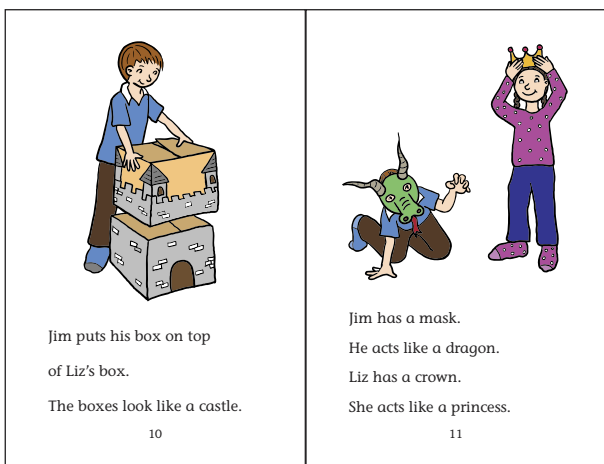
Bridge Book Readers (8 titles)

Each set of eight books provides decodable stories to emphasize words with Closed Syllables, Silent Magentic e Syllables, and Open Syllables, along with selected sight words. Jim, Liz and their pets, Sam and Tux, are familiar characters. The stories have true plots, with characters, setting, and problems. The text complexity is at the first grade level. The books may be purchased as one set of eight titles or as a Small Group Reading Set, with 6 sets of books and a digital teacher's guide.

Bridge Book single set of 8 titles **RE-3 \$58**


Teacher's Guide for Bridge Books
(CD or digital download upon reuest) **TGCD-3 \$35**

Bridge Book Small Group Reading Set,
6 sets of books and Teacher's Guide
(CD or digital download upon reuest) **GRS-3 \$299**



Sunshine Readers (5 titles)

5 titles of non-fiction stories using short vowel words with consonant digraphs, blends and content words.




Sunshine Readers single set of 5 titles
RE-2 \$36

Teacher's Guide for Sunshine Readers
(digital download) **TGD-2 \$35**

Sunshine Small Group Reading Set,
6 sets of books and digital teacher's guide
GRS-2 \$185

Sam and Tux Readers (8 titles)

Predictable stories using speech bubbles and other techniques to provide interesting situations featuring Sam and Tux, the pets of Jim and Liz.




Sam and Tux single set of 8 titles **RE-6 \$58**

Teacher's Guide for Sam and Tux
(digital download) **TGD-6 \$35**

Small Group Reading Set, 6 sets of books and
digital teacher's guide **GRS-6 \$299**

Tales of Friends Readers (16 titles)

Each set of sixteen books provides decodable chapter books to emphasize words with the phonetic concepts which have been taught in Level 1. Jim, Liz and their pets, Sam and Tux, are familiar characters; new characters are introduced. The organization of the text includes these multiple characters and, occasionally, two storylines. The plot is more complex; relationships between characters are developed, as are characters' feelings and motivations. The narrative, written in short paragraphs with dialogue, is sustained over several chapters. The text complexity ranges from the mid-first grade level to the end of second grade level.




TOF single set of 16 titles **RE-4 \$78**

Teacher's Guide for Tales of Friends
(CD or digital download upon request) **TGCD-4 \$35**

TOF Small Group Reading Set, 6 sets of books
and digital teacher's guide **GRS-4 \$370**

Level 1 Materials ala carte



Foundation Reference Manual (212 pages)


This manual covers the research-based literacy theory behind the *CR Success Foundation Reading Programs*. (Levels K-3). It delineates the procedures for teaching the Magnetic Folder Lesson, which develops phonemic awareness and phonetic concepts. It presents vocabulary, fluency, and comprehension theory instruction, with practical applications to the CRSL Readers. It includes the entire scope and sequence for each of the CRSL programs. This is the training manual that explains the “what, why, and how” of each aspect of instruction. It is essential for all teachers implementing *CR Success Foundation Reading*.

FRM-1 \$169










Streamlined Level 1 Manual (346 pages)

Includes Streamlined Level 1 Black Line Masters on USB Flash Drive (digital download available upon request)

This comprehensive manual presents summative and formative assessments, 29 units of daily lesson plans, complete descriptions of routines/procedures, ideas for Centers, read-aloud lessons plans, Anchor Charts, suggestions for differentiation, and organizational tools. The digital materials provide all the Black Line Masters for the program.




STM-1 \$179

Steps of the Magnetic Folder Lesson	Student Response
Purpose	
Warm Up	
Spell Sounds	
Read Sounds	
New Concept	
Spell Syllables	
Read Syllables	
Spelling Journal	
Closure	

Steps of the Magnetic Folder Lesson Poster

This poster is a visual reminder for the teacher of the sequence of steps to teach the Magnetic Folder Lesson. The Lesson Plan is based on the Gradual Release Model (I Do - We Do - You Do) and follows a process of review, teaching the new concept, guided practice, and independent practice. (11" x 17")


SMFL-P \$12



CR Success Concept Book (104 pages)

This book depicts the 25 CR Success phonetic concepts through stories, songs, gestures, and word examples. 43 full-size visual posters are paired with the concepts for a true multisensory presentation. (13" x 9.5")

CB-1 \$169



Alphabet Wall Cards

These cards are used to show the uppercase and lowercase letter, with the correct letter formation, and the sound-action picture. These cards are intended to be displayed in the classroom throughout the year. (31 cards, 8.5" x 11")

FS-AWC \$35

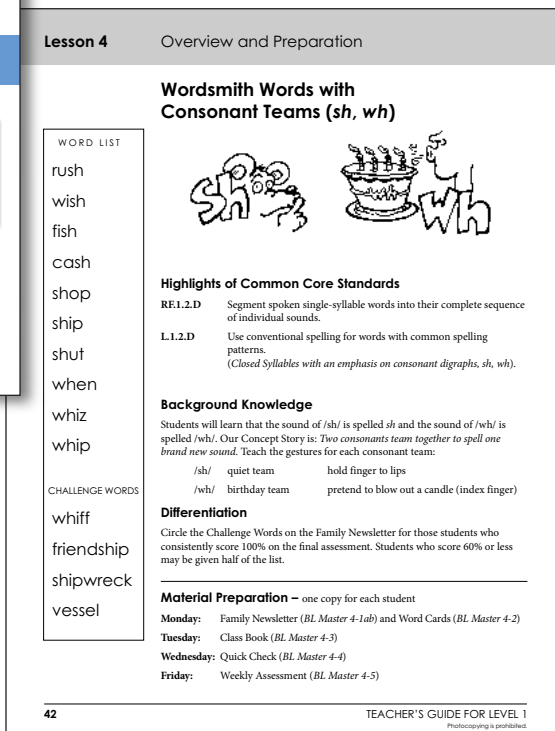



(actual size)

Foundation Teacher Magnetic Letter Sets

100 large magnetic letter tiles

TLS-2 \$69



Wordsmith Level 1 Teacher's Guide (206 pages)

The manual is user-friendly, with scripts that include guidelines for differentiating instruction for students who are advanced or who are struggling. There are 30 weeks of instruction with assessment worksheets to monitor progress.

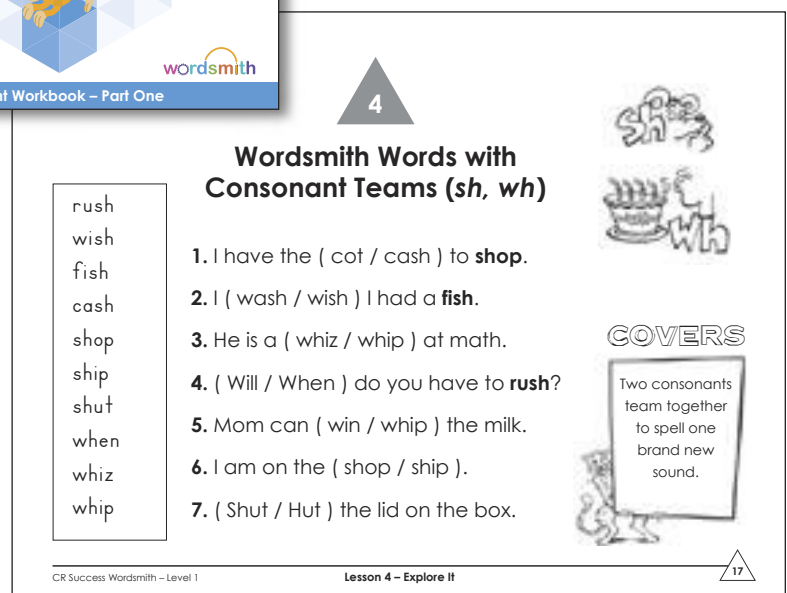

Digital files for extra worksheets and assessment will be provided upon request.


WM-1 \$99

Wordsmith Level 1 Student Workbook (146 pages)

The uniquely designed student workbook engages the students with multisensory, inquiry-based activities. There are 30 weekly units; each unit focuses on a specific phonetic concept and presents ten words plus one irregular word. All units include five lessons that help the students explore the concept, use phonological skills, develop writing/grammar skills, and apply the concept to new words with the same concept.

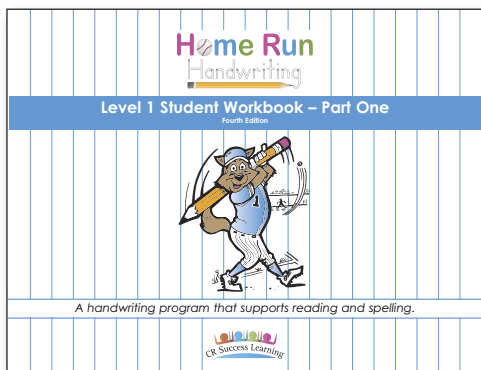
Package of 5
WWK-1
\$55










Home Run Handwriting Level 1 Teacher's Guide (96 pages) is user-friendly, with scripts for fun, action-action packed activities that follow a predictable routine. The multisensory approach engages the student and makes learning memorable. The easy to follow, step-by-step teacher guide provides 30 weeks of instruction for daily activities.

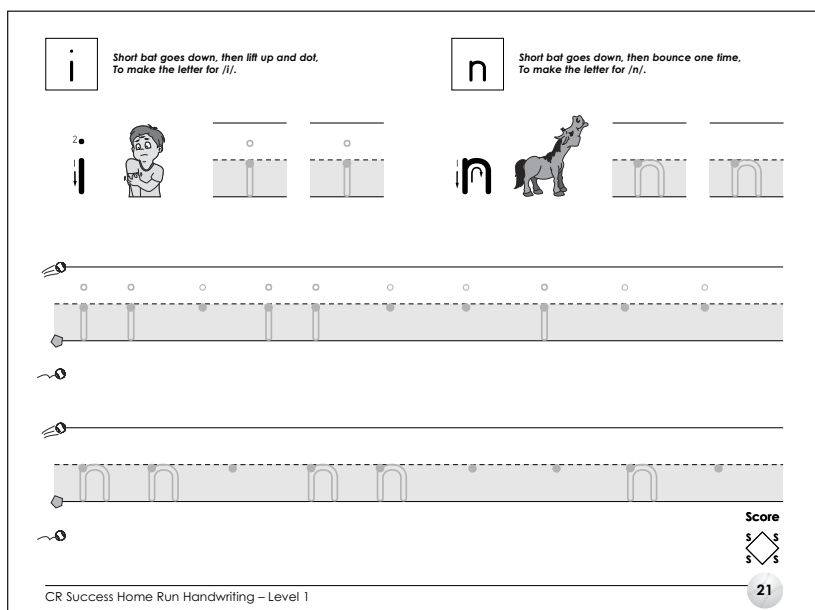
HTM-1
\$79



WEEK 2:	WEDNESDAY			
Lesson Plan:	Letters i and n			
Student Workbook page 21				
Warm-ups	3 minutes			
Choose one or two of these activities: Cross Crawl Marching, Clapping Games, Windshield Wipers, Backward Circles, Shoulder Squeeze, Chair Pushups				
Starting Lineup	2 minutes			
Vocabulary Review	Short bat down, lift up, dot, bunt			
Say: We will practice four letters today. All are short bat strokes. Remember, a short bat stroke starts in the middle and goes straight down. Let's draw 3 short bat strokes in the air. (Students air write the strokes three times each.)				
Coaching	2 minutes			
Materials	Teacher - overhead or SMART Board			
Teacher: Watch me demonstrate. I will show you the /i/. I will say a chant as I trace the letter.				
Short bat goes down, then lift up and dot, To make the letter for /i/.				
Say: Watch me demonstrate. I will show you the /n/. I will say the chant.				
Short bat goes down, and then you can bunt, To make the letter for /n/.				
Book Practice	7 minutes			
Materials	Student workbooks, teacher - overhead or SMART Board			
Distribute Books	Students will turn to page 21.			
Handwriting Rap	Repeat rap with students. Watch to see that students are sitting correctly, placing the paper at the correct angle, and holding the pencil correctly.			
Book Practice	Say: Look at the letter /i/. We will do one together. Put your pencil tip on the starting dot, go down to home base line, lift up and dot.			
Now look at the letter /n/. We will do one together. Put your pencil tip on the starting dot, go down to home base line, curve up to the line drive line, and bunt.				
After students have practiced each letter with you, have them complete the row of letters. Rove the classroom, observing students' work				
Self Evaluation	Say: Look at your two letters. Let's score with the Four S's. Do they start on the line drive line? Does the letter /i/ have a dot above the bat? Does the letter /n/ have a bunt? Circle your MVL: your most valuable letter			
Lesson continued →				
CR Success Home Run Handwriting		Level 1		Page 47
Photocopying is prohibited.				

Home Run Handwriting Level 1 Student Workbook (102 pages) was planned by an occupational therapist to promote accurate practice that is carefully supported through starting points for letters, letter models, and shaded handwriting lines.

Package of 5
HWK-1
\$49






Level 2 Literacy Program

A comprehensive and proven program that connects systematic phonics instruction with meaningful reading.

Streamlined Level 2 is a collection of lessons, assessments, and connected activities that comes from the CR Success Learning Program. It supports and expands the skills developed in Level One. Students begin by studying words with a 1:1 grapheme-phoneme match in Closed Syllables. They advance to studying all six syllable types, multiple spellings for a phoneme, syllabication, and advanced morphology. They also study the less frequent vowel spellings and the less frequent spelling patterns. The emphasis in Level 2 is on multisyllabic words. Level 2 combines a research-based sequence of instruction with explicit lessons that are both teacher-friendly and engaging for students. These lessons will streamline teaching for you and learning for your students.

Streamlined
Level 2



Each series is fully decodable and written sequentially.

Tales of Friends - Each story presents more complex phonic patterns, using the systematic phonics scope and sequence of the CR Success Readers.

Once Upon a Pigeon Fables Anthology - Each story in this anthology is fully decodable. The 16 stories are written sequentially to develop all phonetic concepts. The retold fables promote deeper comprehension, including inferential skills, as well as promoting character development. These stories begin at the second grade level and advance to the end of third grade level. The **Connect and Reflect** companion workbook provides vocabulary lists, phonics practice, writing assignments, thematic non-fiction reading.

The Next Generation of Word Study

The **Wordsmith** Programs are aligned to the CR Success Learning Reading Program. The Wordsmith Programs teach word study, spelling concepts, and writing skills in an interactive, highly engaging and memorable manner. Authentic activities teach concepts that students can apply to reading and writing.



Handwriting with Purpose

Home Run Handwriting is a highly effective handwriting program that is correlated to and reinforces Wordsmith Level 2 word study program and Streamlined Level 2 reading program. The primary goal of Home Run Handwriting Level 2 is to promote automaticity and fluency in manuscript printing, while accurately forming letters.

Streamlined Level 2

Streamlined Level 2 provides a 30-unit literacy curriculum. Level 2 is taught by units, which could be transferred into weeks, as each unit has five days of instruction. CR Success used the term “unit” to recognize that some lessons might need to be extended or accelerated. Each unit’s plan includes the following:

- Specific student outcomes (I Can Statements)
- List of materials to prepare
- Thorough descriptions of the phonetic concept
- Ideas and materials for Independent Work Centers
- Word Lists for the phonetic concept
- Anchor Chart descriptions
- Lesson Plans for an introductory lesson and three lessons using the Magnetic Folders
- Progress monitoring materials and directions, with recommendations for next steps and differentiation

Curriculum for Streamlined Level 2:

- builds the neural pathways that are necessary for fluent reading
- develops advanced phonemic awareness, with an emphasis on manipulating phonemes, using oral phonemic activities which are then applied to spelling and reading chains of syllables
- reinforces previous understanding of the phonetic concepts from Level 1
- promotes more advanced phonetic understanding, especially for multisyllabic words and variant vowel spellings
- furthers students’ ability to divide words into syllables
- expands knowledge of the six syllable types
- teaches the most common suffixes and prefixes
- advances recognition of high-frequency sight words through personal study
- requires students to practice their new phonetic skills by reading, with fluency and comprehension, decodable books
- fosters understanding of close reading skills and basic comprehension skills
- expands and scaffolds writing skills, including writing mechanics (sentence structure and rules, spelling) and content writing for simple paragraphs

Streamlined Level 2

Key Features

- **Based on the Science of Reading:** *Level 2* builds the neural pathways that are necessary for fluent reading.
- **Research -Based:** The methodology is based on current literacy research.
- **Multisensory:** The activities in *Level 2* engage the student using multiple senses and multiple pathways of learning. *Level 2* uses stories, songs, gestures, magnetic folders, and visual posters.
- **Hands-On Learning:** Every activity is designed to promote the full and active participation of the student.
- **Explicit and Sequential:** The lessons have clear directions, explicit teacher language, and clearly defined time management
- **Reinforces Learning:** Students learn to apply learning to real reading and writing by using the *CRSL Readers Wordsmith Program*.
- **Teacher Friendly:** *Level 2* is designed by teachers for teachers; preparation is kept to a minimum and supportive materials are easily organized.
- **Encourages Transfer:** Students are prompted to transfer skills by finding words in other contexts, through writing, and through word sorts.
- **Challenging:** *Level 2* provides many challenges for students to expand their learning.
- **Differentiated:** *Level 2* embeds formative instruction and suggestions on how to use the data to differentiation both the pace and the presentation of concepts.
- **Part of Sequential Program:** *Level 2* is the fourth program in the CR Success Reading Program

Visit www.crsuccesslearning.com to download the *Level 1 and 2* program brochure. Call 844-277-8223 for more information.



Foundations Level 2 Kit Includes:

- **Foundation Reference Manual**
This reference manual covers literacy theory and procedures for teaching the Magnetic Folder Lesson, vocabulary and comprehension theory instruction, and reviews the scope and sequence of CR Success Foundation Reading.
- **Streamlined Level 2 Manual**
Daily lesson plans, with descriptions of materials, including Anchor Charts, detailed teacher language, and progress monitoring/summative assessments.
- **Streamlined Level 2 USB Drive**
The USB drive contains all digital material, including Black Line Masters and Songs & Chants.
- **CR Success Concept Book**
This book depicts the 25 CR Success phonetic concepts through stories, songs, gestures, and word examples. 43 full-size visual posters are paired with the concepts for a true multi-sensory presentation.
- **Alphabet Wall Cards**
- **Steps of the Magnetic Folder Lesson Poster**
- **Teacher Magnetic Letter Set**
100 large magnetic letter tiles

Foundations Level 2 Kit

FDKT-2

\$529

Student Level 2 Materials

Foundation Magnetic Folder and Letter Set

The unique magnetic folder with letter tiles is an interactive tool to promote student's fluency in sound-letter correspondences and word recognition, while developing the phonemic awareness skills of identifying, segmenting, blending, and manipulating phonemes. The entire phonetic code for English can be taught using this tool.

FLS-2 \$49

b	k	s	s	es	un	dis	est	sion
c	l	m	ly	in	wr	mis	sub	tion
d	r	y	z	er	qu	ful	ing	able
f	n	y	th	re	ng	ed	non	sure
g	p	w	ff	kn	ch	wh	less	ture
h	x	j	ss	sh	ck	ph	tch	dge
v	t		ll				pre	ment
		oy		ea	ow		ness	
e		ai	or	y	ou	oo	igh	ible
e	i	er	oe					le
u	o	ur	ar	ee	el	aw	ew	
a	ir	oi	ay	au	eu			eigh
		ui	ue	oa	ie	ey		

b c d f ph g h j k l m
sh th ch wh qu ng

Prefixes

re	ir	e			
un	ur	a	oi	oy	ou ow
dis	ar	u		oo	
pre	or		o	au	aw
non	ee	ai	ay	oa	oe ui
in	ea				ue
sub	y				ie
mis	igh	ei	ey	eigh	eu ew

n kn p r wr s t v w x y
ff ll ss ck tch

u
e

Suffixes


tion	s	es
sion	ly	ed
ment	less	ing
ness	ful	y
ture		er
sure		est
		ible
		able



Level 2 Desk Plate (12" x 4")


A full-colored, 16" x 6" desk plate that provides a handy reference for the alphabet, left and right hands, a number line 1-100, No Excuse T.R.I.C.K.Y words, picture of the complete CRSL letter tiles on the folder, and space to print name. Sold in packs of 10.

DP-2
\$13



Level 2 Classroom Set Discount

If you order a classroom set of 20 or more Foundation Magnetic Folder and Letter Sets, 20 or more Level 2 Desk Plates, one or more Foundations Level 2 Kits, and one or more Small Group Reading Sets, a 10% discount will be given for the entire order. Contact Cheryl Campbell (cheryl@crsuccesslearning.com) for a customized estimate on materials for your classroom.



Once Upon a Pigeon Anthology (16 stories)

THIS ENGAGING ANTHOLOGY of 16 character-enriching fables ranges in text complexity from a Lexile Level of 350L to 680L (beginning second grade level to end of third grade level). The stories feature decodable vocabulary and phonetic concepts, building to increasingly more complex structures and words, story by story, until all phonetic concepts have been introduced. Lively illustrations provide both visual cues and entertaining springboards from which to discuss the complicated adventures of charming animal characters. Both close reading skills and character development are promoted by this anthology.

Fables single reader (144 pages) **RE-5 \$25**

Fables Small Group Reading Set: 6 readers and digital teacher's guide
GRS-5 \$130




Back at the ranch, Dog shows off: "River lost the race today! Hooray! I am the best!"

"Yes," says Cat. "You ARE the best . . . at bragging."

Pig chimes in. "I agree. You always say you can eat more than I."

"And it's rude to say your bark is better than my moo," declares Cow.

"But it's all true!" yells Dog. "Can't you all just admit that I am the best?"



Upset, Dog stomps off. He goes to visit Big Rock. Rock will understand.

Dog's whine interrupts Rock's meditation. "Why can't they see that I am the best and the fastest?"

A tiny ant climbs over her before Rock replies. "The best AND the fastest? Hmm. . ."

"Well?" Dog yelps.



After nine minutes, Rock asks, "May I challenge you to a race?"

"What?" Dog is confused. "A race? With you? A ROCK? That's funny!"

Rock is still. At last she proposes, "Five o'clock on Friday, then?"


"You bet!" Dog is amused.



Connect and Reflect Workbooks and Teacher Guide

Connect and Reflect Workbook provides a complete word study and comprehension program for small group reading lessons. Each section, based on a story from Once Upon a Pigeon, includes vocabulary lists, word study, grammar lessons, comprehension questions, related non-fiction stories, and writing assignments. The teacher's guide features state standards-aligned lesson plans, with explicit directions to develop cross-curricular connections and support the enriching activities in the workbook.

Here are three examples of the ten different pages for each story:



Vocabulary Connection

Four-Step Vocabulary: Closed Syllables

Simple Closed Syllables

big	bin	got	hat	have
him	not	nods	pad	pan
red	sit	top	van	mob

Simple Closed Syllables with Consonant Teams

bath	hushes	rush	with
------	--------	------	------

Hungry Rule

back	bell	ick	mocks	pick
rock	tells	well	will	yells

Complex Closed Syllables

asks	block	claps	cracks	crafty
fast	flash	glad	grass	gulps
hunt	jumps	left	lunch	plan
plop	rests	shifts	snack	snaps
softly	spits	spot	stem	steps
still	trap	trash	trick	wind

Tall King Think Words

all	fangs	gang	rings	sing
small	springs	tall	thank	

Phrases

I want	someone cooking
Let's go inside	does not hear
look for cheese	news travels
fear Thunder Cat	where was I
with fangs and claws	how will a mouse
a very, very good plan	

10 Who Will Bell the Cat? © CR Success Learning, LLC. Photocopying is prohibited.

Vocabulary Reflection

Vocabulary in Context

Questions 1-5: Read the sentences below and choose the correct meaning for the underlined word(s). Refer back to the fable to read the sentence in context. Questions 6-7: Read each sentence and determine a word that would fit in the blank. (No need to refer to the fable for these.)

1. Thunder Cat is a big black mouse trap with fangs and claws!

- flat teeth
- sharp and pointed teeth
- paws
- whiskers

2. Thunder Cat is crafty and fast!

- showy
- boring
- tricky
- fun-loving

3. The wind shifts.

- changes
- whispers
- straightens
- blows

4. The mob is still.

- few
- one
- glad
- crowd

5. Thunder Cat _____ too softly for us to hear.

6. SHHHHH! Big Mouse _____ the mob.

11 Who Will Bell the Cat? © CR Success Learning, LLC. Photocopying is prohibited.

Grammar Connection

Verb Tense – Put it in the Past

A verb is regular if the past tense is formed by adding the suffix -ed to the base word. A verb is irregular if the past tense is a different word or the same word. Write the past tense for each word and determine if it is regular or irregular.

Present Tense Verb: Today he _____	Past Tense Verb: Yesterday he _____	Regular	Irregular
rests	rested	✓	
is	was		✓
does			
gulps			
says			
wants			
runs			
asks			
gets			
sits			
puts			

12 Who Will Bell the Cat? © CR Success Learning, LLC. Photocopying is prohibited.


Fables Connect and Reflect Student Workbook **CRWK-5 \$18**

Teacher's Guide for Connect and Reflect (CD or digital download upon request) **TGCD-5 \$35**

Fables Student Set: 1 Fables Reader and 1 Connect and Reflect Student Workbook **SS-5 \$37**

Fables Classroom Set: 12 Fables Readers, 20 Connect and Reflect Student Workbooks,
Teacher's Guide CD or digital download upon request
CS-5 \$450

Level 2 Materials ala carte



Foundation Reference Manual (212 pages)

This manual covers the research-based literacy theory behind the *CR Success Foundation Reading Programs*. (Levels K-3). It delineates the procedures for teaching the Magnetic Folder Lesson, which develops phonemic awareness and phonetic concepts. It presents vocabulary, fluency, and comprehension theory instruction, with practical applications to the CRSL Readers. It includes the entire scope and sequence for each of the CRSL programs. This is the training manual that explains the “what, why, and how” of each aspect of instruction. It is essential for all teachers implementing *CR Success Foundation Reading*.

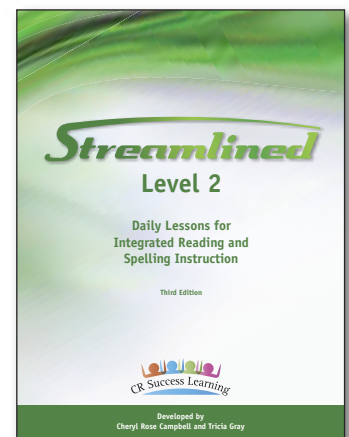
FRM-1 \$169










Streamlined Level 2 Manual (294 pages)

Includes Streamlined Level 2 Black Line Masters on USB Flash Drive (digital download available upon request)

This comprehensive manual presents summative and formative assessments, 30 units of daily lesson plans, complete descriptions of routines/procedures, ideas for Centers, word lists, Anchor Charts, suggestions for differentiation, and organizational tools. The digital materials provide all the Black Line Masters for the program.

STM-2 \$179

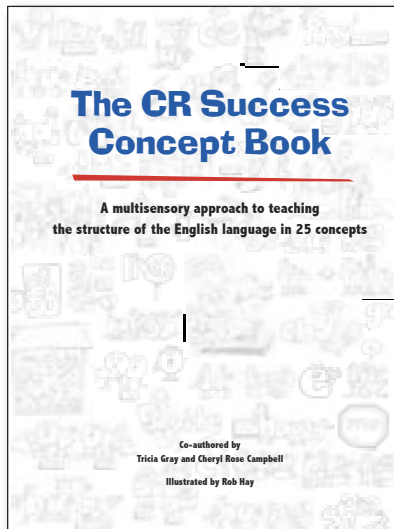


Steps of the Magnetic Folder Lesson	Student Response
Purpose	
Warm Up	
Spell Sounds	
Read Sounds	
New Concept	
Spell Syllables	
Read Syllables	
Spelling Journal	
Closure	

Steps of the Magnetic Folder Lesson Poster

This poster is a visual reminder for the teacher of the sequence of steps to teach the Magnetic Folder Lesson. The Lesson Plan is based on the Gradual Release Model (I Do - We Do - You Do) and follows a process of review, teaching the new concept, guided practice, and independent practice. (11" x 17")

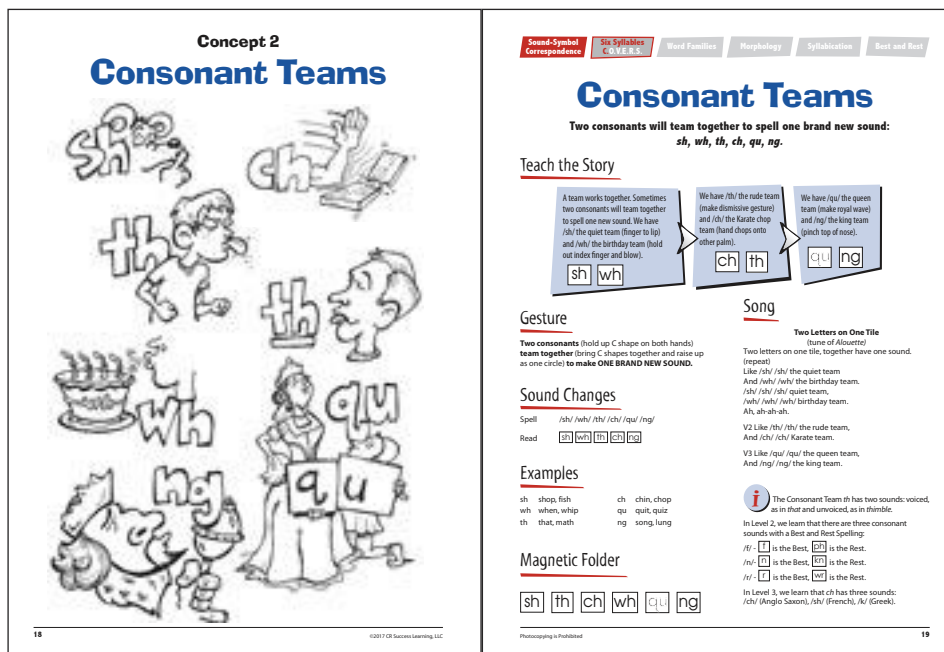
SMFL-P \$12



CR Success Concept Book (104 pages)

This book depicts the 25 CR Success phonetic concepts through stories, songs, gestures, and word examples. 43 full-size visual posters are paired with the concepts for a true multisensory presentation. (13" x 9.5")

CB-1 \$169



Alphabet Wall Cards

These cards are used to show the uppercase and lowercase letter, with the correct letter formation, and the sound-action picture. These cards are intended to be displayed in the classroom throughout the year. (31 cards, 8.5" x 11")

FS-AWC \$35

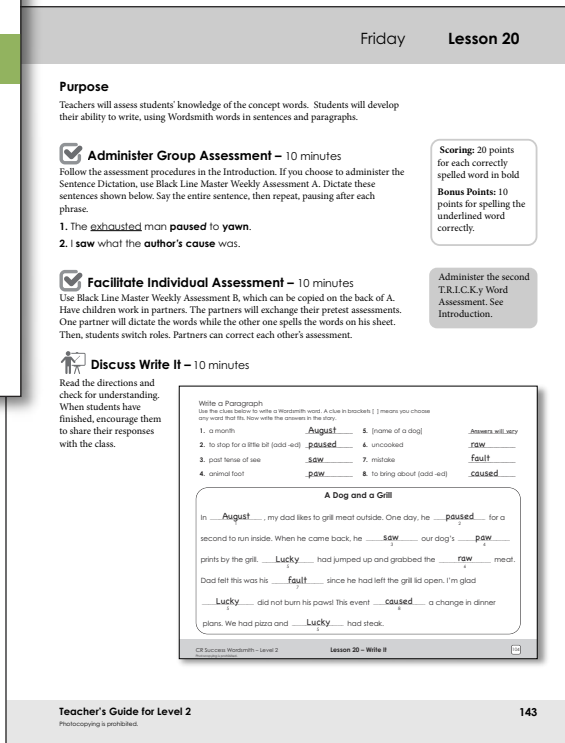



(actual size)

Foundation Teacher Magnetic Letter Sets

100 large magnetic letter tiles

TLS-2 \$69



Wordsmith Level 2 Teacher's Guide (206 pages)

The manual is user-friendly, with scripts and guidelines for differentiating instruction for students who are advanced or who are struggling. There are 30 weeks of instruction with assessment worksheets to monitor progress.

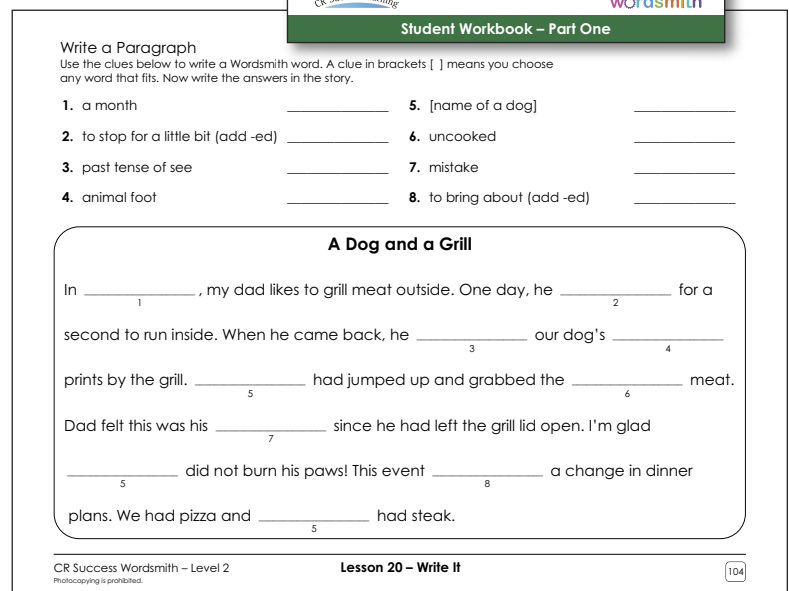
Digital files for extra worksheets and assessments are included (CD in manual or download upon request).

WM-2 \$99

Wordsmith Level 2 Student Workbook (154 pages)

The uniquely designed student workbook engages the students with multisensory, inquiry-based activities. There are 30 weekly units; each unit focuses on a specific phonetic concept and presents ten words plus one irregular word. All units include five lessons that help the students explore the concept, use phonological skills, develop writing/grammar skills, and apply the concept to new words with the same concept.

Package of 5
WWK-2 \$55





Levels 3, 4, 5 Word Study Programs



After completing both Streamlined Levels 1 and 2 and Wordsmith Levels 1, 2, students are prepared to read grade-level text while further developing their understanding of the English language, their writing skills, and their spelling concepts.

Wordsmith Levels 3, 4, and 5 continue this study.

Wordsmith Level 3 emphasizes:

- advanced spelling patterns, including variant vowel spellings, the schwa sound, and advanced prefixes/suffixes
- the six syllables
- multisyllabic words
- homophones
- the meaning of words, including their connotation



Wordsmith Level 4 develops:

- the meaning and origin of Greek and Latin roots
- the ability to use word equations to create new words by combining affixes with the root
- the meaning of the words, using Cloze sentences, analogies, and dictionary charts
- the understanding and recall of homophones

Wordsmith Level 5 expands students' understanding by teaching:

- Greek and Latin roots
- the meaning and role of other morphemes, including the grammatical changes they create
- metacognitive awareness to deepen vocabulary knowledge
- spelling conventions through the unique study, *Webster's Way*





Key Features

- Research has established that word study cannot be effectively taught by predictable, drill-oriented, rote worksheets. Word study should be grounded in inquiry, using authentic tasks that teach concepts, not rules.
- On the other hand, a word study program must be systematic and cumulative, with explicit instruction. Wordsmith has balanced these ideas in an engaging program with a variety of activities.
- Wordsmith teaches the following skills, using authentic, inquiry-based activities:
 - **Sounds:** Students learn how to listen for the sequence of sounds in words. They are able to identify, blend, segment, and manipulate sounds. Students develop this analytical phoneme proficiency gradually and systematically. Acquiring this deep phonemic awareness is critical to successful spelling.
 - **Spelling Patterns:** Students develop their understanding of the complex English language through 25 Phonetic Concepts which teach the full phonetic code, the six syllable types, morphology, word origin and word families. These concepts are taught sequentially and in a



spiral design for repeated practice. Students learn the spelling conventions that are important for accurate spelling.

- **Irregular Words:** Students learn how to analyze and retain the spelling of irregular words and homophones.
- **Writing:** Students advance in their ability to compose sentences using linking words and temporal words. They are able to identify words by their parts-of-speech.
- **Syllabication:** Students spell multisyllabic words syllable by syllable, using their knowledge of syllable types and changes created by affixes.
- **Meaning:** Students explore the meanings of words through multiple meanings, idioms and figures of speech, parts-of-speech, and morphology (prefixes, suffixes, roots). - Wordsmith goes beyond rote testing by offering assessments that evaluate the student's ability to apply and generalize what has been taught. In Levels 4 and 5, the emphasis is on morphology, with studies on Greek and Latin roots.
- Wordsmith goes beyond rote testing by offering assessments that evaluate the student's ability to apply and generalize what has been taught.



Visit www.crsuccesslearning.com to download the *Wordsmith* program brochure. Call 844-277-8223 for more information.

Lesson 15 Thursday

Purpose
Students will monitor their learning to identify words they need to study. They will learn how to spell a pair of homophones.

Write About It
When you write an informative piece, you should include a hook, a topic sentence, the facts, and a conclusion. Read the prompt. Use the graphic organizer on this page to plan your writing. Write your paragraph on a separate piece of paper.

Describe a famous inventor, such as Thomas Edison, Galileo, Alexander Graham Bell, or Steve Jobs.

Hook

Topic Sentence

Fact 1

Fact 2

Fact 3

Conclusion

Wordsmith Level 3
©CR Success Learning, LLC
Photocopying is prohibited.

Lesson 15

94

Share Write About It
/ary the grouping partners, small groups) to allow all students to share heir writing. Collect to identify words for each student's Personal List.

144


Teacher's Guide for Level 3
Photocopying is prohibited.

Wordsmith Level 3 Teacher's Guide (246 pages)

The manual is user-friendly, with scripts and guidelines for differentiating instruction for students who are advanced or who are struggling. Specific lessons for intervention are presented. There are 27 weeks of instruction with assessment worksheets to monitor progress.


Digital files for extra worksheets and assessments are included (CD in manual or download upon request).

WM-3 \$99



Wordsmith Level 3 Student Workbook (168 pages)

The uniquely designed student workbook engages the students with multisensory, inquiry-based activities. There are 27 weekly units; every unit focuses on a specific phonetic concept and presents 12 words, one irregular word, and a set of homophones. All units include six lessons that help the students explore the concept, analyze its word origin, use phonological skills, build writing/grammar skills, and apply the concept to new words with the same concept. The concept of word origin is developed.



Package of 5
WWK-3 \$55

Write About It
When you write an informative piece, you should include a hook, a topic sentence, the facts, and a conclusion. Read the prompt. Use the graphic organizer on this page to plan your writing. Write your paragraph on a separate piece of paper.

Describe a famous inventor, such as Thomas Edison, Galileo, Alexander Graham Bell, or Steve Jobs.

Hook

Topic Sentence

Fact 1

Fact 2

Fact 3

Conclusion

Wordsmith Level 3
©CR Success Learning, LLC
Photocopying is prohibited.

Lesson 15


94

Level 3 Desk Plate

(12" x 4")


A full-colored, 16" x 6" desk plate that provides a handy reference for the alphabet, left and right hands, a number line 1-100, Level 3 homophones, picture of the complete CRSL letter tiles on the folder, and space to print name.
Sold in packs of 10.

DP-3
\$13



Level 3 Classroom Set Discount

If you order a classroom set of 20 (in packages of 5) or more Wordsmith Level 3 Student Workbooks, 20 or more Level 3 Desk Plates, and one or more Wordsmith Level 3 Teacher's Guide, a 10% discount will be given for the entire order. Contact Cheryl Campbell (cheryl@crsuccesslearning.com) for a customized estimate on materials for your classroom.



Wordsmith Level 4 Teacher's Guide (188 pages)

The manual is user-friendly, with scripts and guidelines for differentiating instruction for students who are advanced or who are struggling. Specific lessons for intervention are presented. There are 20 weeks of instruction with assessment

worksheets to monitor progress.

Digital files for extra worksheets and assessments are included (CD in manual or download upon request).

WM-4
\$104

FRIDAY'S LESSON PLANS LESSON 10

PURPOSE
The teacher will assess students' knowledge.

REVIEW WORDSMITH PAGE 5 MINUTES
Consider using a variety of groupings (partner, small group, or whole class) to review student responses for the completed Wordsmith page. Refer to answer key on this page.

ASSESSMENT 10 MINUTES
Words: Say word in bold, read sentence, repeat word for students to spell.
1. We live in the 21st **century**.
2. A **decade** is a period of 10 years.
3. A rectangle is a **quadrilateral**.
4. A **squat** is a good exercise for the **quadriceps**.

Word Equations: Print on board:
dec, cent, quad, meter, (imal), (rant)
Read each equation. Students write the list word it represents using the affixes from the board. Do not say the word.
5. The word element *ten + (point to imal)* is the word **cent**, meaning counted in groups of ten.
6. The word element *four + (point to rant)* is the word **quadrant**, meaning one of four quarters of a circle.
7. The word element *hundred plus the word element to measure* is the word **centimeter**, meaning one hundredth of a meter.

Sentence: Print on the board: *right, write, rite*. Say, "I will dictate two sentences that have six of your words from the list. One word will be one of these homophones."
8. A **quarter**, or 25 **percent**, of our friends always sends cards in **December**.
9. Is it **right** that a **quart** of milk costs 286 cents?

Grading
Give one point for each bolded word.
11-13 A/Exceeds Expectations
8-10 B/Meets Expectations
7 C/Approaching Expectations
0-6 D/Below Expectations

Watch PowerPoint presentation after administering the Assessment.

TEACHER'S GUIDE FOR LESSON 10
Photocopying is prohibited.

103

WORDSMITH

YOUR NEW WORD IS
bicentennial

Using your knowledge of the prefix (*bi-*), the root (*cent*), and the ending (*-ennial*), what does *bicentennial* mean? (The ending *-ennial* means a time of years and is extracted from *biennial*.)

What is the dictionary definition of *bicentennial*?

Part of speech:

The Declaration of Independence established the United States in 1776. What year did the United States celebrate its bicentennial?

Here is a picture of bicentennial coin.

What is the value of the coin?

What picture is shown on the coin?

The motto on the left is 200 Years of Freedom. What years does this cover?

The motto on the right is Latin. *E pluribus unum* means "out of many, one." Out of many states (colonies) came one country.

What year will (or did) your state celebrate its bicentennial?

60 LESSON 10 WORDSMITH LEVEL 4
©CR Success Learning, LLC
Photocopying is prohibited.



Wordsmith Level 4 Student Workbook (120 pages)

The uniquely designed student workbook engages the students with multisensory, inquiry-based

activities. There are 20 weekly units; every unit focuses on a specific Greek or Latin root. All units include six lessons that help the students explore the root, analyze its origin, use phonological skills, build writing/ grammar skills, and develop the spelling and meaning of multiple words, using the root plus affixes.

Package of 5
WWK-4
\$55

KNOW YOUR MORPHEMES (DAY 2) LESSON 14

Purpose
Students will understand the meanings of and the role morphemes have in words.

Teacher-Led-Instruction 13 min. total
Suggested 5 min.
● Review Day 1 instruction
Targeted 8 min.
● **Morpheme Focus**
● Distribute At-Home Sheets. Ask students to fill in the information for What We Are Learning, the due date, and the number of activities required.

Student Work 15 min.
● Morpheme Practice
● Deconstruct Each Word

Instructional Notes
Morpheme Focus
Print words only, not the definitions.
sadly (in the way of being sad)
advise (relating to advising)
provide (to look forward)

Morpheme Practice
Write a definition for each morpheme using the appendix. For each review word, identify the root and define it.
com- with, together -ion state of, act of
im- in, into, not ex- out of, from
dis- not, opposite of, away solicitous -cit - move with feeling
rive quality of, power to proffer -fer - carry

DECONSTRUCT EACH WORD


WORD	MORPHEMES	DEFINITION BASED ON MORPHEMES	MODERN MEANING
compel	com + pel	push with (force)	to force
impelling	im + pel + (ing)	the act of pushing into	persuasive
propel	pro + pel	push forward with sense of force	to cause to move in a particular direction
dispel	dis + pel	push away	dismiss
expel	ex + pel	push out	throw out
pulse	puls(e)	from Latin pulsus, beating	regular heart beat
compulsive	com + puls + ive	quality of being pushed (internally) with force	obsessive, driven to do something
expulsion	ex + puls + ion	act of pushing out	exclusion
compulsory	com + puls + ary	relating to being pushed with	mandatory
impulsively	im + puls + ive + ly	in the manner of tending to be pushed into	thoughtlessly

104 LESSON 14 WORDSMITH LEVEL 5

TEACHER'S GUIDE FOR LEVEL 5

©CR Success Learning, LLC
Photocopying is prohibited.

119



Wordsmith Level 5 Teacher's Guide

(184 pages)

The manual is user-friendly, with scripts and guidelines for differentiating instruction for students who


are advanced or who are struggling. Specific lessons for intervention are presented. There are 23 weeks of instruction with assessment worksheets to monitor progress.

Digital files for extra worksheets and assessments are included (CD in manual or download upon request).

WM-5
\$104

Wordsmith Level 5 Student Workbook (138 pages)

The uniquely designed student workbook engages the students with multisensory, inquiry-based activities. There are 23 weekly units (17 lessons, 2 Introductory, 4 Review); every unit focuses on a specific Greek or Latin root. All units include six lessons that help the students study new morphemes and practice previously learned morphemes. A real-world application deepens knowledge of vocabulary and metacognitive awareness. Students expand their understanding of spelling conventions and syllabifications methods. Commonly misspelled words are taught.



Package of 5
WWK-5
\$55

KNOW YOUR MORPHEMES

MORPHEME FOCUS
Affixes
-ly _____
-ory _____
pro- _____

MORPHEME PRACTICE
Write a definition for each morpheme using the appendix. For each review word, identify the root and define it.
com- _____ -ion _____
im- _____ ex- _____
dis- _____ solicitous _____
-ive _____ proffer _____

DECONSTRUCT EACH WORD


WORD	MORPHEMES	DEFINITION BASED ON MORPHEMES	MODERN MEANING
compel		push with (force)	
	im + pel + (ing)	the act of pushing into	
propel		push forward with sense of force	
dispel		push away	
expel		push out	
	puls(e)	from Latin pulsus, beating	
compulsive		quality of being pushed (internally) with force	
expulsion		act of pushing out	
compulsory		relating to being pushed with	
impulsively		in the manner of tending to be pushed into	

104 LESSON 14 WORDSMITH LEVEL 5

©CR Success Learning, LLC
Photocopying is prohibited.



CR Success Decodable Readers



The *CR Success Readers* will engage even your struggling readers with entertaining, age-appropriate stories. Better yet, the *CR Success Readers* series are fully decodable and written sequentially. They feature controlled vocabulary, syntax, and semantics that will put your students' emerging decoding skills and comprehension strategies into immediate action. The *CR Success Readers* can be used with most reading programs but are especially effective when used in conjunction with the *CR Success Reading Program*.

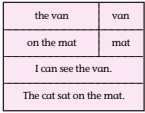






The first series, *Small Steps*, develops the young readers' ability to read VC and CVC words. The next three series, *Sunshine Series*, *Bridge Books*, *Sam and Tux*, develop the students' ability to apply the basic code (consonants, short vowels, consonant digraphs and blends, derivational suffixes). *Tales of Friends* and the *Fables Anthology (Once Upon a Pigeon)* advance the students' knowledge of the full phonetic code. This gradual and systematic introduction of more challenging phonetic concepts helps students become confident, fluent readers.

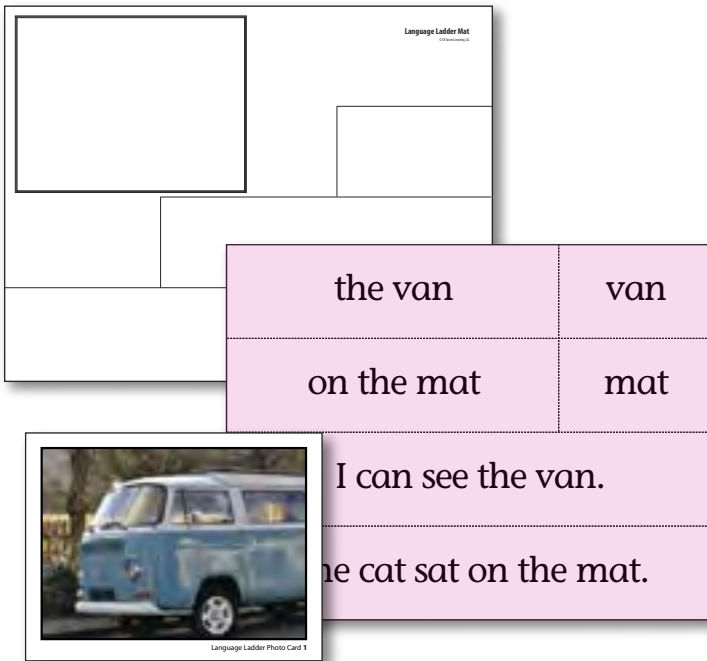
The *CR Success Readers* assist students in making significant strides in word recognition, vocabulary, comprehension, and fluency. Since all words in the Readers (phonetic words and non-phonetic high frequency words) are pre-taught, the students have the skills to be successful and not rely on poor reading habits, such as guessing. All of the *CR Success Readers* feature:

- Decodable text connected to emerging knowledge of sound-spelling relationships
- Formatting (font-size, line spacing, length of sentences, and number of sentences on the page) is matched to reading level and gradually builds reading stamina
- Easy-to-use word lists that highlight essential vocabulary and provide pre-reading practice
- Detailed illustrations that both support and develop the story

Visit www.crsuccesslearning.com to download the *Decodable Readers* brochure. Call 844-277-8223 for more information.

How to Choose the Correct CR Success Reader?

Series	CR Success Level	Reading Level	Phonetic Concepts	Text Complexity
Language Ladders 	First Steps	<ul style="list-style-type: none"> Pre-K and K students on level 	<ul style="list-style-type: none"> Understand Alphabetic Principle Identify consonant sounds, short vowel sounds 	<ul style="list-style-type: none"> Sentence Level (students read word, phrase, sentence)
Small Steps 	First Steps	<ul style="list-style-type: none"> Middle K to early 1st grade students on level Older students for intervention Early alphabetic readers 	<ul style="list-style-type: none"> Identify simple closed syllables (VC and CVC words) Identify consonant digraphs 	Lexile Level: 80L -220L The organization of the text is clear and easy to predict - The plot is simple and sequential - There is one level of meaning - The theme is clear and explicit
Sunshine Series 	Extension between First Steps and Level One	<ul style="list-style-type: none"> Beginning to Mid-1st Grade students on level Older students for intervention Early to full alphabetic readers 	<ul style="list-style-type: none"> Identify Closed Syllables with these components: <ul style="list-style-type: none"> Short Vowels Consonants Consonant Digraphs Consonant Blends Inflectional Suffixes 	Non-fiction elements are clearly identifiable The organization is based on specific Earth science concepts
Sam and Tux 	Extension between First Steps and Level One	<ul style="list-style-type: none"> Beginning to Mid-1st Grade students on level Older students for intervention Early to full alphabetic readers 		Lexile Level: 170L -280L The organization of the text is clear and easy to predict - The plot is simple and sequential - There is one level of meaning - The theme is clear and explicit
Bridge Books 	Level One	<ul style="list-style-type: none"> Beginning to Mid-1st Grade students on level Older students for intervention Early to full alphabetic readers 	<ul style="list-style-type: none"> Identify Closed, Open, and Silent e Syllables 	Lexile Level: 200L -240L The organization of the text is clear and easy to predict - The plot is simple and sequential - The theme is clear and explicit - The subject matter is broader; applied to values
Tales of Friends 	Level One	<ul style="list-style-type: none"> Mid-first grade to late 2nd grade students on level Older students for intervention Full alphabetic readers 	<ul style="list-style-type: none"> Identify all six syllable types Read words with inflectional and some inflectional suffixes Decode multisyllabic words with an emphasis on vowel teams and long vowel spellings 	Lexile Level: 280L -510L - The organization of the text includes multiple characters and, occasionally, two storylines - The plot is more complex; relationships between characters is developed - The narrative is sustained over several chapters0
Fable Anthology 	Level Two	<ul style="list-style-type: none"> 2nd to early 4th grade readers on level Older students on level Consolidated-alphabetic readers 	<ul style="list-style-type: none"> Decode words using the full phonetic code Emphasis is on multisyllable words 	Lexile Level: 350L - 680L - The organization of the text includes multiple characters and some subplots - The plot is more complex; some relationships between characters and ideas must be inferred



Language Ladder Photo Cards, Word/Phrase/Sentence Cards, and Mats

This set of materials promotes decoding single CVC words, as well as decoding VC/CVC words and T.R.I.C.K.y (sight) words in phrases and sentences. Students learn about phrases, sentence structure, and punctuation. The materials include 20 photo cards, 10 word/phrase/sentence cards on colored cardstock, and 4 mats. These language cards provide effective instruction prior to reading decodable text

FS-LL \$30




Small Steps Readers (10 titles)

Each set of ten books provides decodable stories to emphasize VC and CVC words, along with selected sight words. The characters Jim and Liz, along with their pets, Sam and Tux, are introduced. The stories have true plots, with characters, setting, and problems. The short vowels are gradually taught, following this pattern: Book 1 - Short /a/; Book 2 - Short /i/, /a/; Books 3, 4 - Short /o/, /i/, /a/, Books 5, 6, 7 - Short /u/, /o/, /i/, /a/; Books 8-10 - all short vowels. The books may be purchased as one set of ten titles or as a Small Group Reading Set, with 6 sets of books and a digital teacher's guide.

Small Steps single set of 10 titles **RE-1 \$58**


Teacher's Guide for Small Steps (digital download) **TGD-1 \$35**

Small Steps Small Group Reading Set: 6 sets of books and digital teacher's guide **GRS-1 \$299**



Sunshine Readers (5 titles)

5 titles of non-fiction stories using short vowel words with consonant digraphs, blends and content words



Sunshine Readers single set of 5 titles
RE-2 \$36


Teacher's Guide for Sunshine Readers
(digital download) **TGD-2 \$35**

Sunshine Small Group Reading Set:
6 sets of books and digital teacher's guide
GRS-2 \$185



Bridge Book Readers (8 titles)

Each set of eight books provides decodable stories to emphasize words with Closed Syllables, Silent Magnetic e Syllables, and Open Syllables, along with selected sight words. Jim, Liz and their pets, Sam and Tux, are familiar characters. The stories have true plots, with characters, setting, and problems. The text complexity is at the first grade level. The books may be purchased as one set of eight titles or as a Small Group Reading Set, with 6 sets of books and a digital teacher's guide.




Bridge Book single set of 8 titles **RE-3 \$58**

Teacher's Guide for Bridge Books
(CD or digital download upon request) **TGCD-3 \$35**

Bridge Book Small Group Reading Set:
6 sets of books and Teacher's Guide
(CD or digital download upon request) **GRS-3 \$299**

Sam and Tux Readers (8 titles)

Predictable stories using speech bubbles and other techniques to provide interesting situations featuring Sam and Tux, the pets of Jim and Liz.



Sam and Tux single set of 8 titles
RE-6 \$58 Teacher's Guide for Sam and Tux
 (digital download) **TGD-6 \$35**


Small Group Reading Set: 6 sets of books
 and digital teacher's guide **GRS-6 \$290**

Tales of Friends Readers (16 titles)

Each set of sixteen books provides decodable chapter books to emphasize words with the phonetic concepts which have been taught in Level One. Jim, Liz and their pets, Sam and Tux, are familiar characters; new



characters are introduced. The organization of the text includes these multiple characters and, occasionally, two storylines. The plot is more complex; relationships between characters are developed, as are characters' feelings and motivations. The narrative, written in short paragraphs with dialogue, is sustained over several chapters. The text complexity ranges from the mid-first grade level to the end of second grade level.



Tales of Friends single set of 16 titles **RE-4 \$78**

Teacher's Guide for Tales of Friends
 (CD or digital download upon request) **TGCD-4 \$35**

Tales of Friends Small Group Reading Set:
 6 sets of books and teacher's guide **GRS-4 \$370**




Once Upon a Pigeon Anthology (16 stories)

THIS ENGAGING ANTHOLOGY of 16 character-enriching fables ranges in text complexity from a Lexile Level of 350L to 680L (beginning second grade level to end of third grade level). The stories feature decodable vocabulary and phonetic concepts, building to increasingly more complex structures and words, story by story, until all phonetic concepts have been introduced. Lively illustrations provide both visual cues and entertaining springboards from which to discuss the

complicated adventures of charming animal characters. Both close reading skills and character development are promoted by this anthology.


Once Upon a Pigeon single reader
(144 pages) **RE-5 \$25**

Once Upon a Pigeon Small Group
Reading Set: 6 readers and digital
teacher's guide
GRS-5 \$130



Connect and Reflect Workbooks and Teacher Guide

Connect and Reflect Workbook provides a complete word study and comprehension program for small group reading lessons. Each section, based on a story from Once Upon a Pigeon, includes vocabulary lists, word study, grammar lessons, comprehension questions, related non-fiction stories, and writing assignments. The teacher's guide features state standards-aligned lesson plans, with explicit directions to develop cross-curricular connections and support the enriching activities in the workbook.



Fables Connect and Reflect Student Workbook **CRWK-5 \$18**

Teacher's Guide for Connect and Reflect (CD or digital download upon request) **TGCD-5 \$35**

Fables Student Set: 1 Fables Reader and 1 Connect and Reflect Student Workbook **SS-5 \$37**


Fables Classroom Set: 12 Fables Readers, 20 Connect and Reflect Student Workbooks,
and Teacher's Guide CD or digital download upon request **CS-5 \$450**



CR Success Magnetic Folders

Why Magnetic Folders?

- These locally produced materials are environmentally friendly in that they greatly reduce the use of unnecessary paper worksheets
- The folders with letter tiles provide active, hands-on learning and thus facilitate neural connections (Gregory and Parry, 2006)
- They allow the students to respond quickly and simultaneously. The teacher is then able to assess students' understanding and give immediate feedback.
- They present the letter symbols in an organized fashion, which triggers the students' memory and draws students' attention to specific areas of the folder during concept lessons. The design of the folders includes the following:
 - Best Spellings are shown before Rest Spellings
 - Vowels are color-coded
 - The vowels are organized by mouth position and by groups of sounds
 - Students are able to memorize the layout of the folder, which they can mentally use during reading and writing
- They promote the flow of the Magnetic Folder Lesson, a highly interactive, instruction-packed lesson which has these goals:
 - Set a purpose: The lesson should be organized and focused. The students should know what they will do and why they will do it.
 - Review previous learning: New learning should be associated with old learning.
 - Teach new concept (I Do): Teach with a story and a big idea. Model with one or two examples.
 - Guided application (We Do): Students apply the new concept through supervised, guided practice.
 - Independent application (You Do): Students independently apply the new concept to reading and writing words and sentences.


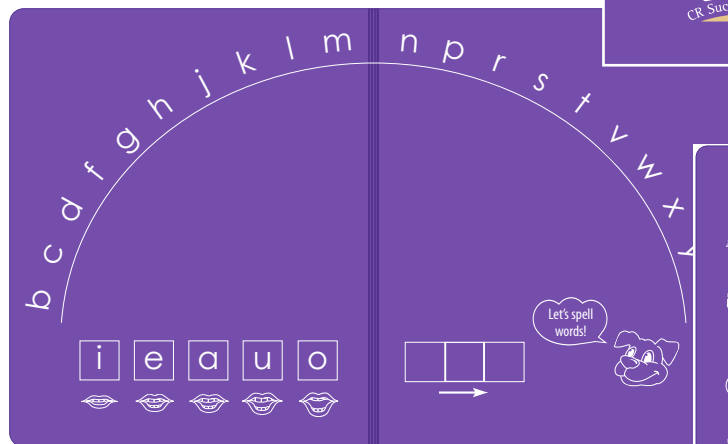


Jump Start Magnetic Folder and Letter Set

This magnetic folder with 30 letter tiles is an interactive tool to promote student's fluency in sound-letter correspondences (consonants and short vowels) and word recognition (simple VC and CVC words). At the same time, this tool develops the phonemic awareness skills of identifying, segmenting, blending, and manipulating phonemes. The letter tiles are large and are designed to be easily moved. Mnemonic tiles for *b* and *d* help with letter discrimination. These tiles are perfect for young children in a supervised setting.

FLS-3 \$49

b	c	d	f	g	h	j
k	l	m	n	p	r	s
t	v	w	x	y	z	
a	e	i	o	u		
a	e	i	o	u		





First Steps Magnetic Folder and Letter Set

This magnetic folder with 36 letter tiles is an interactive tool to promote student's fluency in sound-letter correspondences (consonant, vowels, consonant digraphs, silent e, and inflectional suffixes) and word recognition (Closed Syllables with digraphs and blends, Open and Silent e Syllables, and words with suffixes). At the same time, this tool develops the phonemic awareness skills of identifying, segmenting, blending, and manipulating phonemes. The design of the folder follows the design of the Foundational Board, which will be introduced at the next level. The back of the folder

presents the letters in alphabetical order, with handwriting guidelines.

FLS-1 \$37



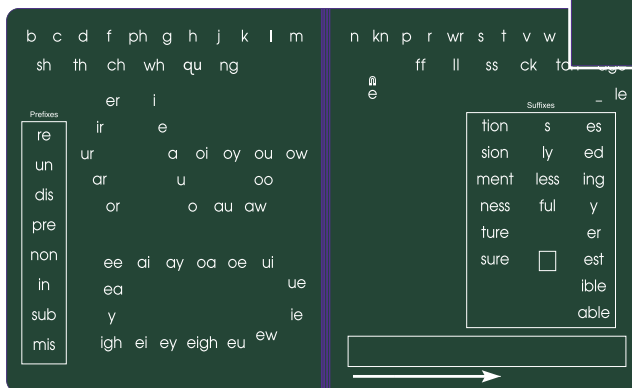
b	g	l	s	v	x	ng	es
c	h	n	s	y	m	sh	ed
d	j	p	z	w		ch	wh
f	k	r	t	th		qu	ing
i	e	e	a	u	o		

Foundation Magnetic Folder and Letter Set

This magnetic folder with 98 letter tiles is an interactive tool to promote student's fluency in the most frequent sound-letter correspondences, and major affixes. Students build one-syllable and multisyllabic words following phonetic concepts and spelling conventions. They also develop advanced phonemic awareness skills. Using this tool, the entire phonetic code for the 43 sounds of the English language and the most common prefixes and suffixes can be taught.

FLS-2 \$49

b	k	s	s	es	un	dis	est	sion
c	l	m	ly	in	wr	mis	sub	tion
d	r	y	z	er	qu	ful	ing	able
f	n	y	th	re	ng	ed	non	sure
g	p	w	ff	kn	ch	wh	less	ture
h	x	j	ss	sh	ck	ph	tch	dge
v	t	ll					pre	ment
		oy			ea	ow		ness
e		ai	or	y	ou	oo	igh	ible
e	i	er	oe					le
u	o	ur	ar	ee	ei	aw	ew	
a	ir	oi	ay	au	eu			elgh
		ui	ue	oa	le	ey		



(actual size)

First Steps Teacher Magnetic Letter Set

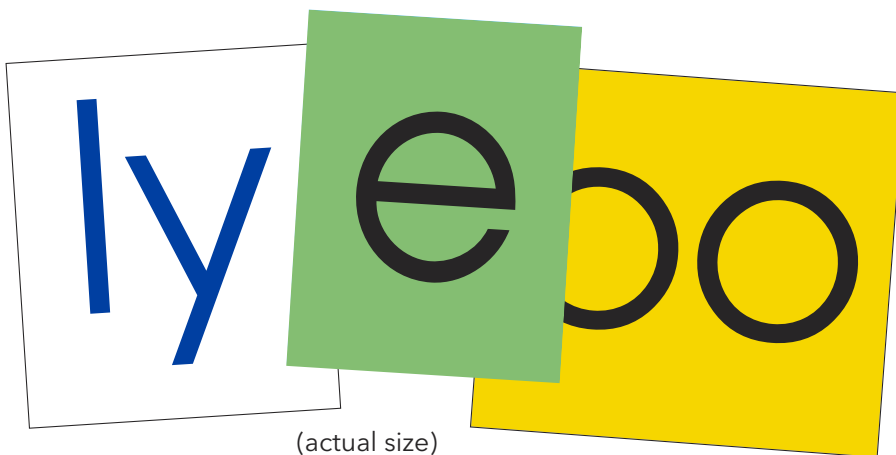
48 large magnetic letter tiles

TLS-1 \$44

Foundation Teacher Magnetic Letter Set

100 large magnetic letter tiles

TLS-2 \$69



(actual size)

Jump Start Replacement Magnetic Letter Set



30 magnetic letter tiles for use with the Jump Start Magnetic Folder

LS-3 \$15

b	c	d	f	g	h	j
k	l	m	n	p	r	s
t	v	w	x	y	z	
a	e	i	o	u		
a	e	i	o	u		

b	g	l	s	v	x	ng	es
c	h	n	s	y	m	sh	ed
d	j	p	z	w		ch	wh
f	k	r	t	th		qu	ing
i	e	e	a	u	o		

First Steps Replacement Magnetic Letter Set



36 magnetic letter tiles for use with the First Steps Magnetic Folder

LS-1 \$15

Foundation Replacement Magnetic Letter Set



98 magnetic letter tiles for use with the Foundation Magnetic Folder

LS-2 \$15


b	k	s	s	es	un	dis	est	sion
c	l	m	ly	in	wr	mis	sub	tion
d	r	y	z	er	qu	ful	ing	able
f	n	y	th	re	ng	ed	non	sure
g	p	w	ff	kn	ch	wh	less	ture
h	x	j	ss	sh	ck	ph	tch	dge
v	t		ll				pre	ment
		oy			ea	ow		ness
e		ai	or	y	ou	oo	igh	ible
e	i	er	oe					__le
u	o	ur	ar	ee	ei	aw	ew	
a	ir	oi	ay	au	eu			eigh
		ui	ue	oa	ie	ey		



CR Success Magnetic Folders

Why Magnetic Folders?

- These locally produced materials are environmentally friendly in that they greatly reduce the use of unnecessary paper worksheets
- The folders with letter tiles provide active, hands-on learning and thus facilitate neural connections (Gregory and Parry, 2006)
- They allow the students to respond quickly and simultaneously. The teacher is then able to assess students' understanding and give immediate feedback.
- They present the letter symbols in an organized fashion, which triggers the students' memory and draws students' attention to specific areas of the folder during concept lessons. The design of the folders includes the following:
 - Best Spellings are shown before Rest Spellings
 - Vowels are color-coded
 - The vowels are organized by mouth position and by groups of sounds
 - Students are able to memorize the layout of the folder, which they can mentally use during reading and writing
- They promote the flow of the Magnetic Folder Lesson, a highly interactive, instruction-packed lesson which has these goals:
 - Set a purpose: The lesson should be organized and focused. The students should know what they will do and why they will do it.
 - Review previous learning: New learning should be associated with old learning.
 - Teach new concept (I Do): Teach with a story and a big idea. Model with one or two examples.
 - Guided application (We Do): Students apply the new concept through supervised, guided practice.
 - Independent application (You Do): Students independently apply the new concept to reading and writing words and sentences.


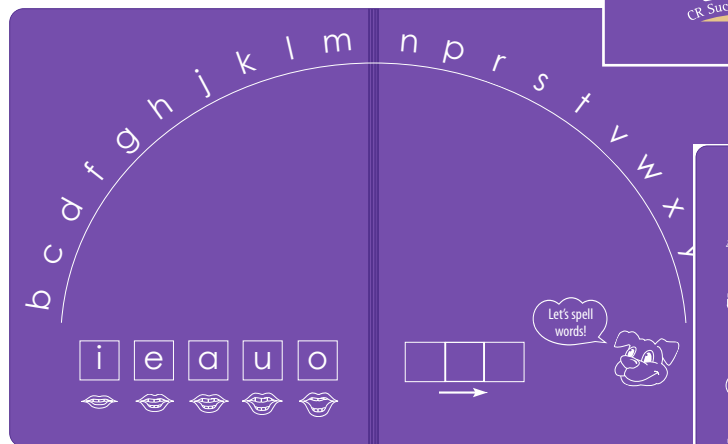


Jump Start Magnetic Folder and Letter Set

This magnetic folder with 30 letter tiles is an interactive tool to promote student's fluency in sound-letter correspondences (consonants and short vowels) and word recognition (simple VC and CVC words). At the same time, this tool develops the phonemic awareness skills of identifying, segmenting, blending, and manipulating phonemes. The letter tiles are large and are designed to be easily moved. Mnemonic tiles for *b* and *d* help with letter discrimination. These tiles are perfect for young children in a supervised setting.

FLS-3 \$49

b	c	d	f	g	h	j
k	l	m	n	p	r	s
t	v	w	x	y	z	
a	e	i	o	u		
a	e	i	o	u		





First Steps Magnetic Folder and Letter Set

This magnetic folder with 36 letter tiles is an interactive tool to promote student's fluency in sound-letter correspondences (consonant, vowels, consonant digraphs, silent e, and inflectional suffixes) and word recognition (Closed Syllables with digraphs and blends, Open and Silent e Syllables, and words with suffixes). At the same time, this tool develops the phonemic awareness skills of identifying, segmenting, blending, and manipulating phonemes. The design of the folder follows the design of the Foundational Board, which will be introduced at the next level. The back of the folder

presents the letters in alphabetical order, with handwriting guidelines.

FLS-1 \$37




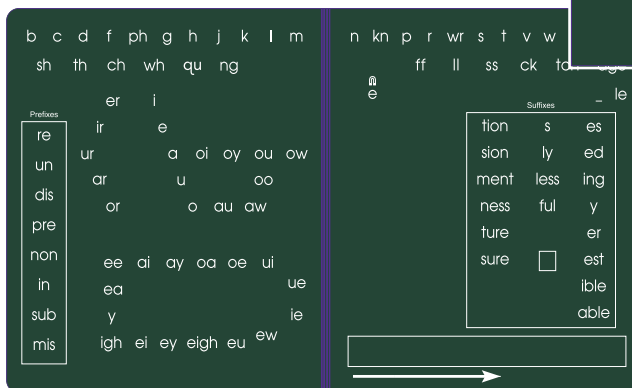
b	g	l	s	v	x	ng	es
c	h	n	s	y	m	sh	ed
d	j	p	z	w		ch	wh
f	k	r	t	th		qu	ing
i	e	e	a	u	o		

Foundation Magnetic Folder and Letter Set

This magnetic folder with 98 letter tiles is an interactive tool to promote student's fluency in the most frequent sound-letter correspondences, and major affixes. Students build one-syllable and multisyllabic words following phonetic concepts and spelling conventions. They also develop advanced phonemic awareness skills. Using this tool, the entire phonetic code for the 43 sounds of the English language and the most common prefixes and suffixes can be taught.

FLS-2 \$49

b	k	s	s	es	un	dis	est	sion
c	l	m	ly	in	wr	mis	sub	tion
d	r	y	z	er	qu	ful	ing	able
f	n	y	th	re	ng	ed	non	sure
g	p	w	ff	kn	ch	wh	less	ture
h	x	j	ss	sh	ck	ph	tch	dge
v	t	ll					pre	ment
		oy			ea	ow		ness
e		ai	or	y	ou	oo	igh	ible
e	i	er	oe					le
u	o	ur	ar	ee	ei	aw	ew	
a	ir	oi	ay	au	eu			elgh
		ui	ue	oa	le	ey		



(actual size)

First Steps Teacher Magnetic Letter Set

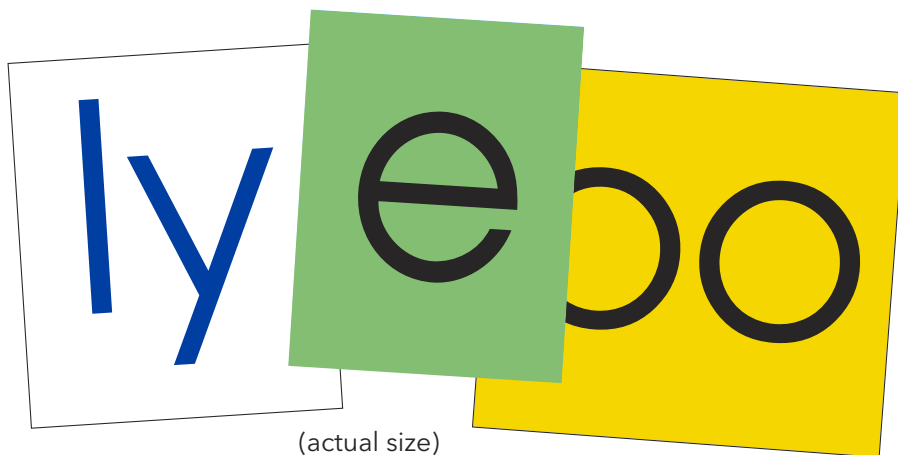
48 large magnetic letter tiles

TLS-1 \$44

Foundation Teacher Magnetic Letter Set

100 large magnetic letter tiles

TLS-2 \$69



(actual size)

Jump Start Replacement Magnetic Letter Set



30 magnetic letter tiles for use with the Jump Start Magnetic Folder

LS-3 \$15

b	c	d	f	g	h	j
k	l	m	n	p	r	s
t	v	w	x	y	z	
a	e	i	o	u		
a	e	i	o	u		

b	g	l	s	v	x	ng	es
c	h	n	s	y	m	sh	ed
d	j	p	z	w		ch	wh
f	k	r	t	th		qu	ing
i	e	e	a	u	o		

First Steps Replacement Magnetic Letter Set



36 magnetic letter tiles for use with the First Steps Magnetic Folder

LS-1 \$15

Foundation Replacement Magnetic Letter Set



98 magnetic letter tiles for use with the Foundation Magnetic Folder

LS-2 \$15

b	k	s	s	es	un	dis	est	sion
c	l	m	ly	in	wr	mis	sub	tion
d	r	y	z	er	qu	ful	ing	able
f	n	y	th	re	ng	ed	non	sure
g	p	w	ff	kn	ch	wh	less	ture
h	x	j	ss	sh	ck	ph	tch	dge
v	t		ll				pre	ment
		oy			ea	ow		ness
e		ai	or	y	ou	oo	igh	ible
e	i	er	oe					__le
u	o	ur	ar	ee	ei	aw	ew	
a	ir	oi	ay	au	eu			eigh
		ui	ue	oa	ie	ey		



PRISM Intervention Program



An Integrated Literacy Program

The PRISM Reading Intervention Program has a research-validated curriculum. The curriculum of PRISM is based on seamless weaving of the major components of literacy, as determined by scientific research. Phonemic Awareness, Phonics, Reading Fluency, Reading Comprehension, and Vocabulary are integrated into each lesson. In addition, lessons in grammar, spelling, handwriting, and writing composition are woven into each level.

A Complete Literacy Intervention Program

PRISM Reading Program offers six levels of instruction, from pre-primer reading level to the end of 2nd grade reading level. PRISM is designed

for students K-5 who have a significant reading deficiency or disability. PRISM may be used as a targeted intervention or as an intensive intervention for students at these reading levels.

Each level (Red, Orange, Yellow, Green, Light Blue, Dark Blue) has 8 Folders and each folder has five 30-minute lessons. Thus, there is a total of 150 instructional minutes per folder, equaling 1200 instructional minutes per level.

The first two levels, Red and Orange, build the crucial building blocks of reading (phonemic awareness skills, concepts of print) and develop automatic sound-symbol correspondence for the basic code. Students learn to read at the word, phrase and sentence level. The text for these levels begins at the Orange Level, with the Language Ladders Program.

The next two levels, Yellow and Green, reinforce the code and sight word vocabulary, while reading connected text at the early first grade level. The text readers are the *Sam and Tux Readers* (Yellow Level) and the *Bridge Book Readers* (Green Level).

The last two levels, Light Blue and Dark Blue, expand phonetic instruction to present multisyllabic words, strengthen sight word vocabulary and deepen comprehension skills. The text readers for these levels are the *Tales of Friends Readers*.

PRISM Reading Program

Key Features

- **Scientific Research-based Program:** All methodologies and activities are based on the science of reading and have been thoroughly evaluated during 20 years of implementation in schools across the nation.
- **Comprehensive Scope and Sequence:** The program delivers explicit and sequential instruction in the five components of reading as well as spelling, handwriting, grammar, and writing.
- **Multisensory Approach:** PRISM fully engages students with active, multisensory approach.
- **Standards- Based:** PRISM is based on state and national standards.
- **Placement Guidance:** The PRISM program includes a process that integrates standardized, approved testing to identify students and a quick, efficient way to match the student's strengths and needs for intervention, using the PRISM Reading Assessment. These assessments allow the teacher the information of how to begin instruction at a certain level and how to modify/scaffold to meet student's needs
- **Embedded Assessments:** PRISM has a regular routine (after each 5 lessons) to monitor outcomes as well as summative assessment after each level of 40 lessons
- **Alignment to CRSL Foundation Reading Program:** The PRISM Reading Program is the CR Success Reading Program for interventionists. It presents all 25 Phonetic Concepts and utilizes the hands-on magnetic folders/letter sets with the CRSL Readers.
- **Flexibility:** The unique folder presentation has five lessons of 30 minutes each, with 8 folders at each level. Thus, this program has the flexibility to be used in 30-minute or 45-minute or 60-minute blocks. It can be easily adjusted to different schedules.



In addition, PRISM can work for students who need both short-term intervention and long-term intervention. Students have multiple points of entry, based upon assessment. Depending upon his/her needs, a student may enter for short period of intervention (40 sessions) or for the entire program, which would take several years to complete. (Note: These times are based on sessions of 30 minutes.)

- **Designed for Interventionists:** The PRISM Reading Assessment Interventionists often work in limited spaces or must travel to different spaces. The materials were carefully designed so that they were portable and reduced in number. An Anchor Chart Flipbook accompanies each level, so the teacher can easily display Anchor Charts.

Visit www.crsuccesslearning.com to download the *PRISM Reading* program brochure. Call 844-277-8223 for more information.

Prism Reading Kit Includes:


- 48 lesson folders (8 color-coded folders in each of 6 levels)
- PRISM Teacher's Guide (79 pages)
- USB Drive for Black Line Masters (assessments, student workbooks, and record sheets)
- PRISM Reading Assessment Booklet and Reader
- 6 Anchor Chart Flipbooks (one for each Level)
- 52 Photo Cards
- 132 T.R.I.C.K.y (high-frequency) Word Cards
- 92 cards for Reading Sound Deck
- 32 Sound Cards
- 43 Concept Posters
- 39 Trace and Erase Cards
- 12 Language Ladder Cards
- Suffix Wall Poster
- Snap File Box with 7 colored hanging file dividers




Prism Reading Kit

PM-1


\$859




Teacher Guide



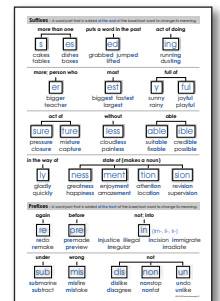
48 lesson folders (8 color-coded folders in each of 6 levels)




Anchor Chart Flipbook for each Level




32 Concept Cards



Suffix-Prefix Wall Poster



Assessment Book



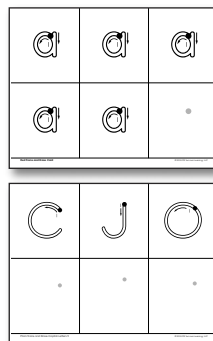
I Can See
(1 assessment reader)



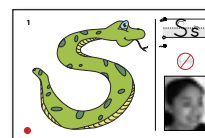
USB Drive for all
Black Line Masters



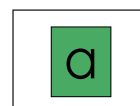
31 Photo Cards



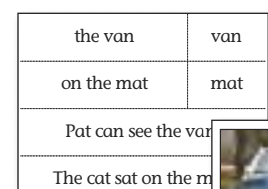
26 Lowercase and 13 Capital Letter
Trace and Erase Cards



31 Sound-Symbol Cards



Reading Sound Deck
(92 cards)



Language Ladder Cards
and Pictures



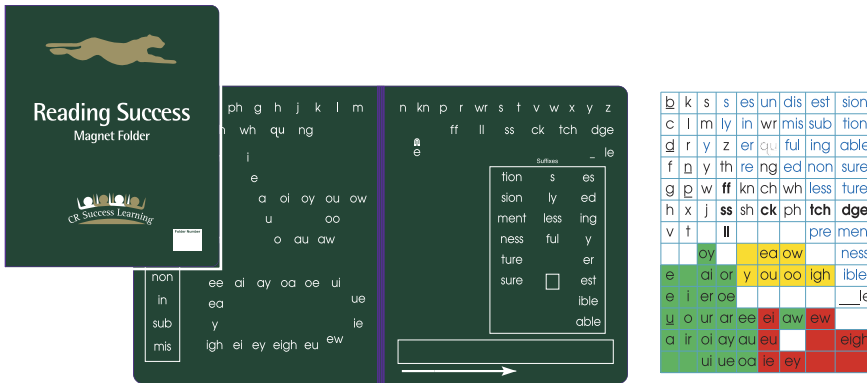
Complete Prism Reading Program Includes:

- Prism Reading Kit (as shown on previous page)
- 6 Foundation Magnetic Folders and Letter Sets
- 6 sets of *Bridge Books Series* (8 titles)
- 6 sets of *Sam and Tux Book Series* (8 titles)
- 6 sets of *Tales of Friends Book Series* (16 titles)



Complete Prism Reading Program


PM-C
\$1,699



6 Foundation Magnetic Folders and Letter Sets



6 sets of *Bridge Books Series* (8 titles)



6 sets of *Sam and Tux Books Series* (8 titles)



6 sets of *Tales of Friends Book Series* (16 titles)

Purchase Policies

ESTIMATES

We are pleased to provide estimates on orders. Please consult Cheryl Campbell at cheryl@crsuccesslearning.com to request an estimate.

INTERNET ORDERS

Purchases may be made directly on our website, using a credit card, PayPal, or purchase order. If you are using a purchase order, please email the purchase order to info@crsuccesslearning.com.

PHONE ORDERS

We accept Visa, MasterCard, American Express, and Discover. Credit card payments are processed only by telephone. Please call toll-free 1-844-277-8223 at any time. Credit cards will not be charged until the order ships.

PURCHASE ORDERS (SCHOOLS ONLY)

CR Success Learning accepts purchase orders from public and private schools in the U.S. and Canada. Since we need a physical copy of the purchase order, you may order online and then complete the order by emailing the purchase order to info@crsuccesslearning.com. We will email you an order confirmation.

For vendor information, a completed W9 is available to download.

STANDARD SHIPPING METHODS AND SALES TAX

Add 10% for Shipping and Handling charges on all orders that do NOT include Magnetic Folders.

Add 12% for Shipping and Handling charges on orders WITH Magnetic Folders.

After the order has been processed, allow 10 business days for shipping.

In the Denver Metro area, delivery is available for a 6% handling charge but no shipping charge, if prearranged with CR Success Learning.

Shipments within the continental US and Canada are sent via UPS Ground, Shipments via UPS require a street address and cannot be delivered to a PO Box.

Sales tax is charged for items shipped to Colorado addresses, unless you have a tax-exempt number.

RETURN POLICY

The CR Success Learning Guarantee – If for any reason you are not completely satisfied with your purchase, you may return it within 30 calendar days for a refund, credit, or replacement.

When you receive your shipment, first verify all contents. To qualify for reimbursement, you must contact (cheryl@crsuccesslearning.com) within 30 calendar days of receipt.

Once approved, you may return the item or item for a refund. All products must be returned in their original packaging, envelopes, and shrink wrap unopened when applicable, and must be in new condition. Software, DVDs, workbooks, and black line masters may be returned for replacement only. We accept returns of the magnetic letters/folders, but the letter tiles must be returned in original sheet.

In the event of a return, the purchase price of your product will be refunded, less shipping costs (if reduced or no shipping costs were paid on the original order, regular shipping costs will be deducted from refund amount). A 10% restocking fee may apply.

If the product you receive is damaged, we ask that you email us a photograph to cheryl@crsuccesslearning.com with a note about the damage. CRSL will assume the refund and return costs of any damaged materials.

Product Index

Product Name	Item #	Price	See Page(s)
CURRICULUM KITS AND MANUALS			
Jump Start Kit (includes 5 Jump Start Magnetic Folders and Letter Sets)	JSKT	\$529.00	10, 17
Sound Play Kit	SPKT	\$229.00	29
Concept and Practice Kit	CPKT	\$229.00	???
First Steps Kit	FSKT-1	\$529.00	10, 23
Foundations Level 1 Kit	FDKT-1	\$529.00	32
Foundations Level 2 Kit	FDKT-2	\$529.00	42
Jump Start Teacher's Guide	JSM-2	\$179.00	18
First Steps Manual	FSM-4	\$229.00	26
CR Success Reference Manual	FRM-1	\$169.00	36, 46
CR Success Concept Book	CB-1	\$169.00	13, 37, 47
Streamlined Level 1 Teacher's Manual (includes Black Line Master USB)	STM-1	\$179.00	36
Streamlined Level 2 Teacher's Manual (includes Black Line Master USB)	STM-2	\$179.00	46
FOLDER AND LETTER SETS			
First Steps Magnetic Folder and Letter Set	FLS-1	\$37.00	24, 63
First Steps Replacement Letter Set	LS-1	\$15.00	65
Foundation Magnetic Folder and Letter Set	FLS-2	\$49.00	33, 43, 64
Foundation Replacement Letter Set	LS-2	\$15.00	65
Jump Start Magnetic Folder and Letter Set	FLS-3	\$49.00	18, 63
Jump Start Replacement Letter Set	LS-3	\$15.00	65
First Steps Teacher's Magnetic Letter Sets (display size tiles)	TLS-1	\$44.00	28, 64
Foundation Teacher's Magnetic Letter Sets (display size tiles)	TLS-2	\$69.00	37, 64
PRISM INTERVENTION PROGRAM			
PRISM Reading Kit (6 levels of instruction K-2)	PM-1	\$859.00	68
Complete PRISM Reading Kit (includes Prism Reading, 6 Foundation Magnetic Folders, and Small Group Reading Sets (6 copies of each title) of Sam and Tux Series, Bridge Book Series, Tales of Friends Series)	PM-C	\$1,699.00	69
WORDSMITH PROGRAM			
Wordsmith Teacher's Manual Level 1	WM-1	\$99.00	38
Wordsmith Student Workbook Level 1 (package of 5)	WWK-1	\$55.00	38
Wordsmith Teacher's Manual Level 2	WM-2	\$99.00	48
Wordsmith Student Workbook Level 2 (package of 5)	WWK-2	\$55.00	48
Wordsmith Teacher's Manual Level 3	WM-3	\$99.00	52
Wordsmith Student Workbook Level 3 (package of 5)	WWK-3	\$55.00	52
Wordsmith Teacher's Manual Level 4	WM-4	\$104.00	54
Wordsmith Student Workbook Level 4 (package of 5)	WWK-4	\$55.00	54
Wordsmith Teacher's Manual Level 5	WM-5	\$104.00	55
Wordsmith Student Workbook Level 5 (package of 5)	WWK-5	\$55.00	55
HANDWRITING PROGRAM			
Handwriting Teacher's Manual Level K	HTM-K	\$79.00	28
Handwriting Student Workbook Level K (package of 5)	HWK-K	\$49.00	28
Handwriting Teacher's Manual Level 1	HTM-1	\$79.00	39
Handwriting Student Workbook Level 1 (package of 5)	HWK-1	\$49.00	39
Handwriting Teacher's Manual Level 2	HTM-2	\$79.00	49
Handwriting Student Workbook Level 2 (package of 5)	HWK-2	\$49.00	49

CR SUCCESS READERS

Small Steps Readers Book Set (10 Titles)	RE-1	\$58.00	25, 58
Small Steps Group Reading Set (6 book sets and digital teacher's guide)	GRS-1	\$299.00	25, 58
Sam and Tux Book Set (8 Titles)	RE-6	\$58.00	35, 60
Sam and Tux Group Reading Set (6 book sets and digital teacher's guide)	GRS-6	\$299.00	35, 60
Sunshine Series Book Readers Set (5 Titles)	RE-2	\$36.00	34, 59
Sunshine Series Group Reading Set (6 book sets and digital teacher's guide)	GRS-2	\$185.00	34, 59
Bridge Book Set (8 Titles)	RE-3	\$58.00	34, 59
Bridge Book Group Reading Set (6 book sets and digital teacher's guide)	GRS-3	\$299.00	34, 59
Tales of Friends Book Set (16 Titles)	RE-4	\$78.00	35, 60
Tales of Friends Group Reading Set (6 book sets and digital teacher's guide)	GRS-4	\$370.00	35, 60
Fables Reader (Once Upon a Pigeon Anthology - 16 Stories)	RE-5	\$25.00	44, 61
Fables Group Reading Set (6 book sets and digital teacher's guide)	GRS-5	\$130.00	44, 61
Fables Connect and Reflect Student Workbook	CRWK-5	\$18.00	45, 61
Fables Student Set (1 Reader and 1 Connect & Reflect Student Workbook)	SS-5	\$37.00	45, 61
Fables Classroom Set (12 Readers, 20 Connect & Reflect Student Workbooks, and teacher's guide CD or digital download upon request)	CS-5	\$450.00	45, 61

JUMP START (PRE-K) MATERIALS ALA CARTE

Jump Start Magnetic Folder and Letter Set	FLS-3	\$49.00	18, 63
Jump Start Teacher's Guide	JSM-2	\$179.00	18
Jump Start's Big Book of Nursery Rhymes	JS-NRB	\$65.00	19
Letter Tracing Cards	JS-TC	\$30.00	19
JumPup Puppet	JS-Pup	\$25.00	19
Jump Start Action Cards	JS-AC	\$35.00	20
Jump Start Alphabet Wall Cards	JS-AWC	\$35.00	20
Jump Start Photo Cards	JS-PC	\$25.00	20

FIRST STEPS (LEVEL K) MATERIALS ALA CARTE

First Steps Magnetic Folder and Letter Set	FLS-1	\$37.00	24, 63
First Steps Manual	FSM	\$229.00	26
First Steps Alphabet Wall Cards	FS-AWC	\$35.00	26, 37, 47
First Steps Sound Cards	FS-SC	\$45.00	27
First Steps Photo Cards	FS-PC	\$35.00	27
Language Ladder Photo Cards, Word/Phrase/Sentence Cards, and Mats	FS-LL	\$30.00	27
Small Steps Readers Book Set (10 Titles)	RE-1	\$58.00	25, 58
Handwriting Teacher's Manual Level K	HTM-K	\$79.00	28
Handwriting Student Workbook Level K (package of 5)	HWK-K	\$49.00	28
First Steps Teacher's Magnetic Letter Sets (display size tiles)	TLS-1	\$44.00	28, 64
First Steps Paws Puppet	Misc-2	\$25.00	28
Level K Desk Plate (package of 10)	DP-K	\$13.00	24

Product Name	Item #	Price	See Page(s)
LEVEL 1 MATERIALS ALA CARTE			
Foundation Magnetic Folder and Letter Set	FLS-2	\$49.00	33, 43, 64
CR Success Reference Manual	FRM-1	\$169.00	36, 46
Streamlined Level 1 Teacher's Manual (includes Black Line Master USB)	STM-1	\$179.00	36, 84
Steps of the Magnetic Folder Lesson Poster	SMFL-P	\$12.00	36, 46
Magnetic Folder Lesson Flip Book	FLFB	\$25.00	???
CR Success Concept Book	CB-1	\$169.00	13, 37, 47
Alphabet Wall Cards	FS-AWC	\$35.00	26, 37, 47
Foundation Teacher's Magnetic Letter Sets (display size tiles)	TLS-2	\$69.00	37, 64
Wordsmith Teacher's Manual Level 1	WM-1	\$99.00	38, 84
Wordsmith Student Workbook Level 1 (package of 5)	WWK-1	\$55.00	38, 84
Handwriting Teacher's Manual Level 1	HTM-1	\$79.00	39, 84
Handwriting Student Workbook Level 1 (package of 5)	HWK-1	\$49.00	39
Sam and Tux Book Set (8 Titles)	RE-6	\$55.00	35, 60
Sunshine Series Book Readers Set (5 Titles)	RE-2	\$33.00	34, 59
Bridge Book Set (8 Titles)	RE-3	\$55.00	34, 59
Tales of Friends Book Set (16 Titles)	RE-4	\$75.00	35, 60
Level 1 Desk Plate (package of 10)	DP-1	\$13.00	33
LEVEL 2 MATERIALS ALA CARTE			
Foundation Magnetic Folder and Letter Set	FLS-2	\$49.00	33, 43, 64
CR Success Foundation Reference Manual	FRM-1	\$165.00	36, 46
Streamlined Level 2 Teacher's Manual (includes Black Line Master USB)	STM-2	\$175.00	46, 91
Steps of the Magnetic Folder Lesson Poster	SMFL-P	\$12.00	36, 46
Magnetic Folder Lesson Flip Book	FLFB	\$25.00	???
CR Success Concept Book	CB-1	\$165.00	13, 37, 47
Alphabet Wall Cards	FS-AWC	\$35.00	26, 37, 47
Foundation Teacher's Magnetic Letter Sets (display size tiles)	TLS-2	\$65.00	37, 64
Wordsmith Teacher's Manual Level 2	WM-2	\$95.00	48, 91
Wordsmith Student Workbook Level 2 (package of 5)	WWK-2	\$55.00	48, 91
Handwriting Teacher's Manual Level 2	HTM-2	\$75.00	49, 91
Handwriting Student Workbook Level 2 (package of 5)	HWK-2	\$49.00	49, 91
Tales of Friends Book Set (16 Titles)	RE-4	\$79.00	35, 60
Fables Reader (Once Upon a Pigeon Anthology - 16 Stories)	RE-5	\$25.00	44, 61
Fables Connect and Reflect Student Workbook	CRWK-5	\$18.00	45, 61
Teacher's Guide for Connect and Reflect CD (digital download upon request)	TGCD-5	\$35.00	45, 61
Level 2 Desk Plate (package of 10)	DP-2	\$13.00	43
LEVEL 3 MATERIALS ALA CARTE			
Wordsmith Teacher's Manual Level 3	WM-3	\$99.00	52
Wordsmith Student Workbook Level 3 (package of 5)	WWK-3	\$55.00	52
Level 3 Desk Plate (package of 10)	DP-3	\$13.00	53
TRAINING KITS			
Jump Start Kit (Required Materials for Training)	JSKT	\$529.00	10, 17
First Steps Kit (Required Materials for Training)	FSKT-1	\$529.00	10, 23
Level 1 Training Kit (Required Materials for Training)	TKT-FD	\$339.00	11
Level 2 Training Kit (Required Materials for Training)	TKT-FD	\$339.00	11
Level 3 Training Kit (Required Materials for Training)	TKT-3	\$429.00	11
Level 4 Training Kit (Required Materials for Training)	TKT-4	\$429.00	11
Level 5 Training Kit (Required Materials for Training)	TKT-5	\$429.00	11
Prism Intervention Training Kit (Required Materials for Training)	PMTKT-1	\$899.00	13

Integrating Programs for Literacy Success

Early Childhood



Jump Start to Literacy

A program filled with movement, music, rhymes, and literature to teach early literacy skills



A comprehensive kindergarten program that develops strong readers and writers

Sound Play



A supplemental K-1 program for phonemic awareness skills and an understanding of the basic phonetic code

Reading Programs



The flagship reading program that teaches the full phonetic code, with immediate application to reading and writing



Intervention Program

CRSL's literacy program designed for small group intervention

Word Study and Writing



An innovative word study program, Levels 1-5, that develops spelling and vocabulary




A highly effective handwriting program that reinforces CRSL's literacy programs




6 levels of literacy programs to provide systematic and sequential instruction in literacy

CR Success Readers



Small Steps
10 titles
K.7 – 1.3



Sam and Tux
8 titles
K.9 – 1.5




Sunshine
5 titles
K.9 – 1.5



Bridge Books
8 titles
K.9 – 1.5



Tales of Friends
16 titles
1.5 – 2.5



Once Upon a Pigeon
16 stories
2.7 – 4.1

Visit www.crsuccesslearning.com for detailed information