

260MRT

MIDSIZE ROUGH TERRAIN SCISSOR LIFT



Performance

Platform Height-Elevated (Indoor & Outdoor)	26 ft	7.9 m
Platform Capacity (Indoor & Outdoor)	1,250 lb	567 kg
Capacity on Deck Extension	300 lb	136 kg
Number of Occupants (Indoor & Outdoor)	2	
Lift/Lower Speed	27/21 seconds	
Maximum Drive Height (Indoor & Outdoor)	Full Height	
Gross Vehicle Weight*	8,160 lb	3,701 kg
Drive Speed-Lowered	3.5 mph	5.6 km/h
Drive Speed-Elevated	0.4 mph	0.6 km/h
Gradeability	35%	
Tilt Rating	3 degrees	
Turning Radius (Inside)	84 in.	2.1 m

* Certain options or country standards will increase weight.

Standard Specifications

Engine

Make and Model		
Dual Fuel Kubota	24.5 hp	18.3 kW
Diesel Fuel Kubota	23.5 hp	17.5 kW
Fuel Tank Capacity	7.5 gal.	28.4 L

Tires

- Standard 26 x 12 Foam Filled

Brakes

- Spring Applied Hydraulically Released

Hydraulic Reservoir

- | | | |
|------------|---------|--------|
| • Capacity | 15 gal. | 56.8 L |
|------------|---------|--------|

Standard Features

- 65 x 102 in. (1.65 x 2.59 m) Steel Platform
- 4 ft (1.22 m) Manual Roll-Out Deck Extension
- Fold-Down Platform Rails
- Moveable, Removable Platform Control Box
- Cross Corner Four-wheel Drive
- Proportional Hydrostatic Drive Control with Thumb Steer
- Proportional Lift Up
- 110V-AC Receptacle in Platform
- Horn
- Hourmeter
- Tilt Light and Alarm
- Lubrication-Free Scissor Arm Bushings
- Scissor Maintenance Prop
- Manual Descent Pull Cable
- Heavy Gauge Steel Chassis Hoods
- Nickel Plated Pins, Yellow Zinc-Chromate Plated Fasteners
- All Motion Alarm
- Load Sensing System
- Self Closing Gate



Accessories & Options

- Leveling Jacks
- Platform Work Lights
- 110V-AC Generator
- Flashing Amber Beacon
- Hydraulic Leveling Jacks

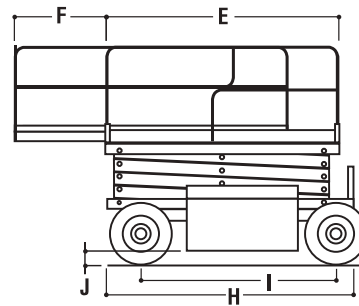
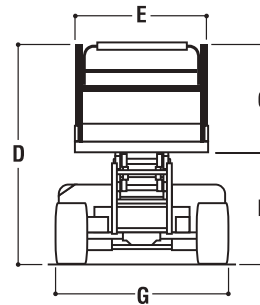
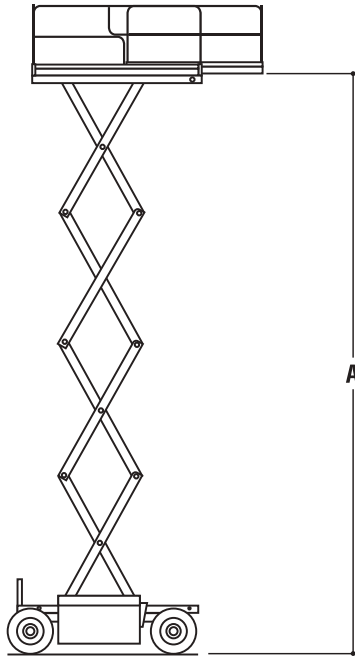
260MRT

MIDSIZE ROUGH TERRAIN SCISSOR LIFT



Dimensions

All dimensions are approximate.



A. Platform Height Elevated	26 ft (7.9 m)
B. Platform Height Lowered	4 ft 1.5 in. (1.3 m)
C. Platform Railing Height	3 ft 7.5 in. (1.1 m)
D. Overall Height	7 ft 9.5 in. (2.4 m)
E. Platform Size	65 x 102 in. (1.65 x 2.6 m)
F. Platform Extension	4 ft (1.2 m)

G. Overall Width	5 ft 9 in. (1.8 m)
H. Overall Length (no outriggers)	8 ft 9 in. (2.7 m)
I. Wheelbase	6 ft 6 in. (2.0 m)
J. Ground Clearance	8 in. (20 cm)

The JLG "1 & 5" Warranty

We provide coverage for one (1) full year, and cover all specified major structural components for five (5) years. Due to continuous product improvements, we reserve the right to make specification and/or equipment changes without prior notification. This machine meets or exceeds applicable ANSI and CSA requirements based on machine configuration as originally manufactured for intended applications. Please reference the serial number plate on the machine for additional information.

Part No.: 3131404
R1219_A92.20
Printed in USA



JLG Industries, Inc.

1 JLG Drive
McCconnellsburg, PA 17233-9533
Telephone 717-485-5161
Toll-free in US 877-JLG-LIFT
Fax 717-485-6417

www.jlg.com

An Oshkosh Corporation Company