

THE YANKEE QUILTER
Collection

CHRISTMAS

in July

HOLIDAY STITCHING STARTS HERE





A NOTE FROM CHERYL

Welcome to July! A normal month of celebration is a little heightened this year with the 250th Anniversary of our nation! We have seen some fantastic patriotic quilts come in, and even more on the internet! We would love for you to come in and show us what you are working on!

I remember when I was younger, my mom's best friend lived near the boat ramp of Candlewood Lake in Danbury. (Where I grew up). We would park at her house and walk to the Lake to watch the fireworks every year. It avoided all the traffic and we had the best seat in the house! Those were the days!

Hopefully you have some great Summer plans, while still finding some time to sew! Enjoy this beautiful weather!

Cheryl

Merry Manor Metallic

— moda —

SHOP THE COLLECTION



40% Off & Ready to Roll

Gidget II Sewing Table, just \$239.99
(reg. \$399.99)

Limited
Quantities
Available

Ends 7/30.
Restrictions apply.

Comfortable, Storable Sewing Under \$150

The Original Gidget, on sale for \$149.99

(reg. \$269.99)

Limited
Quantities
Available

Ends 7/30.
Restrictions apply.

Purrs & Boos

ELENA AMOS

moda

SHOP THE COLLECTION



CLASSES

AT A GLANCE

Learn Create Quilt



11
JULY

Tucker Techniques

Saturday, July 11, 2026
10:00 AM – 3:00 PM

[Register Here](#)



12
JULY

Know Your Serger

Sunday, July 12, 2026
10:00 AM – 2:00 PM

[Register Here](#)



19
JULY

Charm Pack Apron

Sunday, July 19, 2026
10:00 AM – 2:00 PM

[Register Here](#)



25
JULY

Zippered Pillow

Saturday, July 25, 2026
10:00 AM – 2:00 PM

[Register Here](#)



22
AUG

Paint Fabric

Saturday, August 22, 2026
10:00 AM – 4:30 PM

[Register Here](#)



20
SEPT

Class Preview Day

September 20th
10am or 12:15pm

- Meet the instructors
- Sign up for classes
- Pick up your class supplies

Class Preview

Sunday, September 20, 2026
10:00–11:15 or 12:15–1:30

[Register Here](#)



3
OCT



KIMBERBELL
EXPERIENCE THE JOY OF CREATIVITY

The Stitching Hours

TWO DAY EVENT

Saturday, October 3 & Sunday, October 4
10:00am – 4:00pm 10:00am – 2:00pm

JOIN US IN THE CLASSROOM

CAN'T MAKE IT?
JOIN VIRTUALLY

[Register Here](#)

[Register Here](#)



WE WILL BE CLOSED JULY 4th WEEKEND



TECH TALK

with Brian

JULY 2026

Straight Stitch Plates:

The Small Change That Makes a Big Difference





You've just cut a beautiful stack of half-square triangles and now time to make squares. You take your first two triangles, put them right-sides together, and start sewing. All of a sudden, the points are being sucked down into the machine—frustrating! You start asking yourself all sorts of questions:

- Why is this happening?
- How can I stop it?
- Do I need a Spa Day?
- Is anyone else having this problem?

The most effective fix is relatively simple.

Most machines allow the needle to move sideways so it can make zigzag stitches, buttonholes, or decorative stitches. To allow that, there is a long sideways hole that the needle goes through. It has to be wide enough to accommodate the widest stitch your machine can make. The newer machines are up to 9mm (close to $\frac{3}{8}$ ") or more, so this means there's a large hole that the fabric has to go over. Sometimes, the beginning of the fabric gets pushed down by the needle, and then it gets stuck.

To resolve this, many machines either come with, or have available for purchase, a 'straight stitch' or 'single hole' stitch plate. See the photo at right for a visual of the difference.



It is only used when you are not moving the needle; when piecing, for example, or when embroidering. This straight stitch plate has a single, small hole that doesn't allow the fabric to be caught down inside. It also helps control the thread from moving sideways, which helps with stitch quality.

If your machine came with a straight stitch plate, you should try using it and see if you gain quality and experience less bunching. If your machine didn't come with one, it's usually available as an accessory—check with me if you'd like to see if they are available for your machine.



BE ADVISED: If you decide to try using a straight stitch plate, be warned: Do NOT try to use a zigzag or decorative stitch. Some machines can tell when you have such a plate mounted. If not, it's very easy to crash the needle if you forget to change your plate. If you forget, you'll realize it right away on your next stitch. ;)



creative icon™ 3

New Features



NEW
to
PFAFF®



New Embroidery Unit

The new embroidery unit reduces noise and vibration and provides an industry-leading embroidery size of 450 x 450 mm*. The newly designed attachment for both the embroidery unit and hoops makes the setup quick and easy.

NEW
to
PFAFF®



Free-Arm Embroidery

With free-arm embroidery it is easier than ever to personalize ready-made items. Embroider on tubular pieces, such as baby clothes, bags and pillowcases without having to take the seams apart.

NEW



Quick Quilt Settings with Bobbin pick-up

Quilting in embroidery often requires multiple adjustments for a clean look on both sides. With this new feature, all settings are done for you. The machine turns off ActivStitch™ Technology, increases thread tension, turns off automatic thread cut and activates the new bobbin pick-up feature.

NEW



Enhanced STITCH CREATOR™

Design unique stitches wider than 9 mm from scratch or edit the machine's built-in stitches. Adjust the stitch length and width, reshape stitch patterns, or create decorative stitches with complete control. Perfect for adding signature touches, creating embellishments, or bringing your ideas to life.


NEW
to
PFAFF®



Fabric Selection

Set the type of fabric you are sewing and the machine automatically adjusts to the optimal settings for your chosen fabric, technique, and stitch.

NEW
to
PFAFF®



Exact Position with Scaling

Adjust your design's position and rotation with stitch-point accuracy, reducing the time and effort spent achieving perfect hooping. If any elements extend beyond the hoop limits, the enhanced Exact Position feature allows you to easily scale the design to fit. Scaling also makes final design parts fit easily when multi-hooping.

* Reduced noise and vibrations when compared to the PFAFF® creative icon™, creative icon 2 and creative performance™ 950 embroidery units. The industry's largest embroidery area is 450 x 450 mm when compared to Brother Avaneer, Babylock Radiance, Bernina B990 and Janome Continental M17, and requires the optional creative™ Grand Turnable Hoop.

** Some CREATIVATE features require a paid membership.

Celebrate Independence Day 25% Off

HUSQVARNA® VIKING®
Accessories & Notions
Offer Available 6/26-7/5




creativate

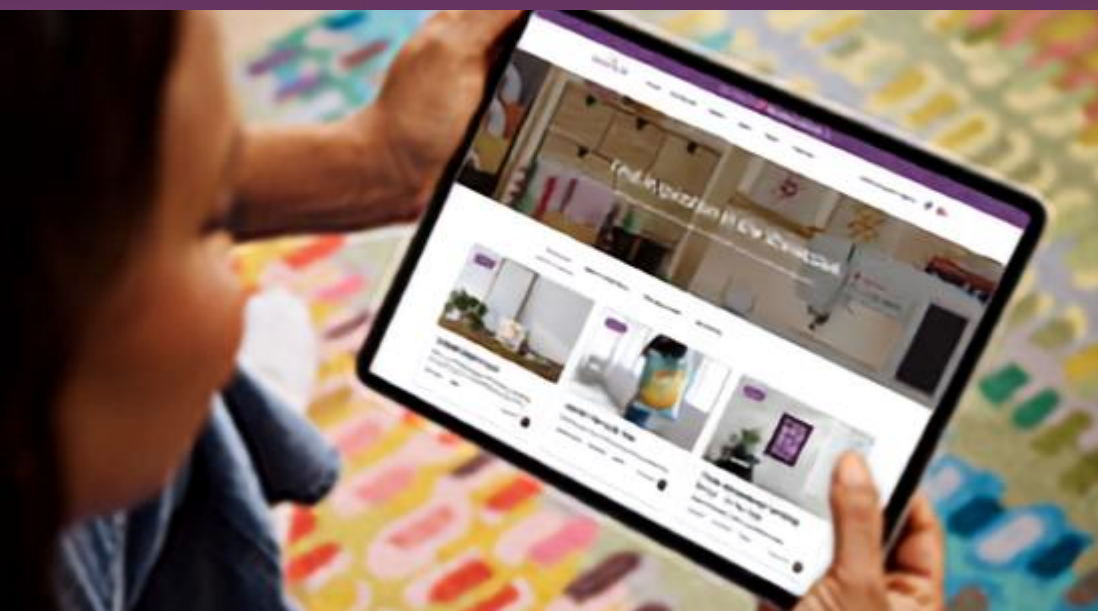
June 12 – July 17, 2026

Embroidery Software • Quiling Software
Crafting Software • Project Instructions
Crafting Designs • Embroidery Collections

Join Now & Save

20% OFF

Your First Year of a
CREATIVATE• Membership



Contact Us
In-Store
for Special
Limited Time Pricing

Lift Smarter, Not Harder

Free \$500 Electric Lift Upgrade

With qualifying Kangaroo & Joey or Wallaby sewing cabinet purchase



Ends 7/31. Restrictions apply.

 **KANGAROO**[®]
sewing furniture



UFO TUCKER TECHNIQUES

with Becky



DATE

JUL 11,
2026



TIME

10:00 AM
– 3:00 PM



COST

\$36.00

[REGISTER NOW](#)



Fabric

FRENZY SALE!

Limited Quantity

SALE AVAILABLE WHILE SUPPLIES LAST

\$8 /YARD

ON SELECT BOLTS OF FABRIC

SHOP NOW

Meet Eleanor II

Sit. Stand. Sew. All in One.

Intro price \$899.99 + FREE cutting mat
& pressing pad (\$250 value)



Ends 7/31. Restrictions apply.

FREE Cutting Mat
& Pressing Pad
(\$250 Value)



PFAFF
Perfection starts here.™

CHRISTMAS IN JULY

Celebrate Early with PFAFF®

Discover exceptional offers
at Emma's Quilt Cupboard.

July 8–19, 2026



WE WILL BE CLOSED JULY 4th WEEKEND





— Know your —
SERGER:
LINEN TABLE RUNNER

CLASS #6

Create a linen table runner
with pulled threads,
lace, ribbon or pintucks

DATE	TIME	COST
JUL 12, 2026	10:00 AM - 2:00 PM	\$36.00

[REGISTER HERE](#)



**INDEPENDENCE
DAY SALE**
**25% Off PFAFF®
Accessories & Notions**
June 26–July 5, 2026

PFAFF
Perfection starts here.™




WE WILL BE CLOSED JULY 4th WEEKEND



Ongoing Classes & Monthly Meetups



From weekly support to monthly inspiration,
there's always something happening here!



Open Sewing with Support

WEEKLY SESSIONS • MULTIPLE TIME SLOTS

- Bring any sewing project
- Work at your own pace
- Help available as needed

Monthly Meetups



Pizza & Piecing

Monthly • 5:00 - 10:00

Bring your project, relax, sew,
and enjoy the night!



Paper Piecing UFO

Monthly • 10:00 - 4:00


Work at your own pace with guidance
available when you need it.



Machine Embroidery UFO with Lynn

Monthly • 1:00 - 4:00

Work at your own pace with
guidance from Lynn



Block of the Month

Monthly Sessions

- Baskets of Plenty - Wool BOM
- Peaceful Garden, Machine Embroidery BOM



Visit our website

TO VIEW DATES
AND RESERVE YOUR SEAT



Zippered PILLOW

— CLASS — *with Panels*

Denise will take you on a journey of creating a fabulous pillow using her unique zipper technique for the back.

You can use a panel block, or create your own quilt block to use as your pillow front.

DATE	TIME	COST
JUL 25 – JUL 26, 2026	10:00 AM – 2:00 PM	\$36.00

[REGISTER HERE](#)

Big Style. Small Price.

JUDY Sewing Cabinet

Now \$399.99!



★ ★ ★ WE WILL BE CLOSED JULY 4th WEEKEND ★ ★ ★

SOMETHING
Magical

IS COMING


YANKEE QUILTER
PRESENTS

Starlight
REFLECTION

2026 CHRISTMAS MYSTERY BOX



★ WHAT'S INCLUDED ★



EXCLUSIVE
PATTERN



CURATED
FABRICS



MULTIPLE
SIZE OPTIONS



OPTIONAL
BACKING



FREE
SHIPPING



DELIVERY
END OF JULY

★ SIZE OPTIONS ★



LAP

54" x 54"



THROW

56" x 80"



DOUBLE

82" x 82"



KING

106" x 106"



Available with or without backing for the perfect finish.

UNWRAP THE MAGIC,
one step at a time.

SHOP THE COLLECTION

SUMMER ROLLER BAG SALE

SAVE 30%

Select PFAFF® Roller Bags

June 1–July 31



Charm Pack APRON

Stitch a fun practical apron using a charm pack or cut 5" scraps into 5" squares. This pattern works well with large motif charms.



DATE

**JUL 19,
2026**



TIME

**10:00 AM –
2:00 PM**



COST

\$36.00

REGISTER HERE

MYSTERY FIVE-O



MYSTERY FIVE-O



SUMMER ADVENTURE



Choose Your Surf's Up Style!

One mystery quilt.
Many fabric possibilities.

Follow Lara Langston through the next **Mystery Five-O** adventure as clues unfold week by week inside our **FREE** Facebook group.

JOIN THE FREE FACEBOOK GROUP



6 FABRIC KIT OPTIONS

Veronica



Cannon Beach



Animal Park




Grunge



Ocean Batik



Christmas



Join the **FREE** Mystery Five-O Facebook Group



WEEKLY CLUES



VIDEO TUTORIALS



COMMUNITY SEWING



FABRIC INSPIRATION

JOIN THE GROUP



WE WILL BE CLOSED JULY 4th WEEKEND



SAVE 30%

Select Roller Bags

June 1–July 31



PAINT FABRIC

WITH

Gelli Plate

Join Quilter and Fiber Artist,
Catherine Lavoie for a unique
opportunity to create a
painted art piece.



DATE
**AUG 22,
2026**

TIME
**10:00 AM –
4:30 PM**

COST
\$125.00

**REGISTER
HERE**





CHRISTMAS

in July



REINDEER STUFFIES

36" X 44" PANEL

\$14.29

[SHOP NOW](#)

AROUND THE HOLLY VINTAGE CHRISTMAS

TABLE TOPPER KIT

SALE **\$34.49**

[SHOP NOW](#)



POINSETTIA

QUILT PATTERN

\$2.00

[SHOP NOW](#)



CRIMSON CHRISTMAS

QUILT PATTERN

\$14.00

[SHOP NOW](#)



DEAR DEER

QUILT PATTERN

\$14.00

[SHOP NOW](#)





Project Jelly Roll!

Join us for National Sew a Jelly Roll Day!
Secure your spot! Lunch will be provided,
and a free Jelly Roll Pattern!
Someone will win a Jelly Roll!



September 19, 2026



9:00am – 5:00pm



\$30.00

Includes Lunch and Free Pattern
(Moda Project Jelly Roll)

[REGISTER HERE](#)

 Husqvarna®

VIKING®

FREE Roller Bag

With Every TOPAZ™ 55Q Purchase
Limited Time Offer.



FRESH PROJECTS & Favorites

Beautiful quilts, practical projects & inspiring ideas for every maker.



LIGHTHOUSE

3-YARD QUILT KIT

\$41.99

[SHOP NOW](#)



PICNIC CROSSING

QUILT PATTERN

\$12.00

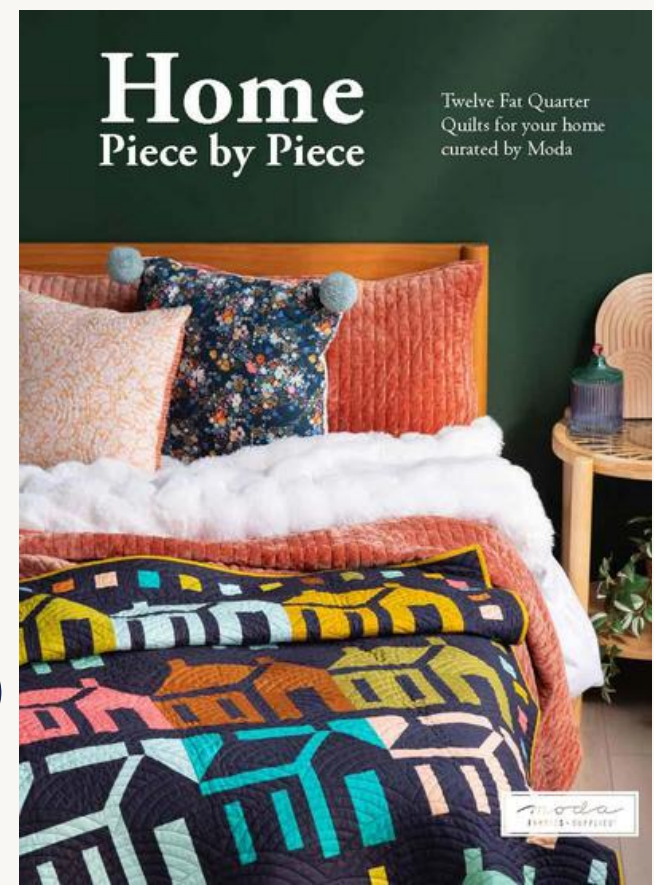
[SHOP NOW](#)

PIECE BY PIECE

QUILT PATTERN
BOOK

\$24.00

[SHOP NOW](#)



SIMPLY CHARMING APRON

PATTERN

\$12.00

[SHOP NOW](#)



BARN STAR

10 QUILT
PATTERN

\$6.50

[SHOP NOW](#)



SHOP LOCAL



SUPPORT YOUR QUILT SHOP!



SHOP IN STORE OR ONLINE!

yankeequilter.com (203) 888-9196

[FOLLOW US!](#)

The background features several rolls of fabric with various floral patterns, including red poinsettias and green leaves. A white measuring tape is draped across the fabric. In the foreground, a pair of gold-handled scissors and a spool of red thread are visible. A small white tag with the text "Merry Manor Metallic" and "by moda" is attached to one of the fabric rolls.

THE YQ YANKEE QUILTER Collection



JULY 2026
203-888-9196
YANKEEQUILTER.COM

VOLUME 10
5 KLARIDES VILLAGE DR.
SEYMOUR, CT 06483