



**NEWLINE**

F E N C E S

امان 

**FENCING & GATE**

**DESIGN**

**Dubai 2026**

## YOUR PARTNER IN DUBAI

Based in Germany and Dubai, we combine European quality with local expertise. For projects that impress across the entire UAE.



# xe Fences



I DON'T BUILD FENCES

I BUILD PRESENCE

BECAUSE DUBAI DESERVES NOTHING LESS!

*DARIUS PAWLINKA*

# CHAPTER


- 01 INTRODUCTION
- 02 PROJECT OVERVIEW
- 03 OUR PROCESS
- 04 FUNCTIONAL MODULES
- 05 MAIN COMPONENT
- 06 COLORS & MATERIALS
- 07 ENTRANCE PORTALS
- 08 INSPIRATION PROJECTS
- 09 MAINTENANCE
- 10 CONTACT & TEAM

# INTRODUCTION

**Your partner for modern fences in Dubai**

Newline Fences designs and delivers exclusive fencing systems, gates, and outdoor structures for modern architecture. From our locations in Dubai and Germany, we combine European precision with local expertise for properties that leave a lasting impression.

01



# Where we come from



## From Germany to Dubai.

### A vision goes international.

What once began as a local idea for high-quality fencing systems has evolved into an international brand: **Newline Fences.**

With our roots in Germany and a commitment to German precision, design, and quality, we took the next step and brought our vision to Dubai.

Today, we create projects with character at both locations individual, durable, and architecturally refined.

Newline stands for modern aesthetics, well-considered functionality, and a style that not only protects but inspires.





# Who we are

## EUROPEAN QUALITY, BUILT FOR DUBAI

Our systems are developed in Poland and manufactured using high-quality materials such as powder-coated aluminum, ceramic panels, and stainless steel. Each component is designed to integrate seamlessly into modern architectural environments and to meet the highest durability standards for the UAE climate.





# New Line Fences

Architectural Fencing & Outdoor Systems

*Dubai | Germany | Europe-wide*

# PROJECT OVERVIEW

02



**AUTUMN WINDS**

01



**AMAZING GREY**

02



**BLACK STRIPES**

03



**SERENITY**

04



**SHADY GROVE**

05



**RAVEN**

06



**PLATINUM**

07



**YING YANG**

08




**RUSTY**

09



**DESERT SKY**

10



**BLACK OUTLINE**

11



**BLACK MAGIC**

12



13



14




15



16



17



18



HAIKU

19



DARK MONOLITH

20



WHITE WOOD

21



DAY & NIGHT

22



DARK SHADOW

23




MORNING BREEZE

24



**ONYX**

25



**SUMMER NIGHT**

26




**SIMPLY CONCRETE**

27




**DUALITY**

28



**TIMELESS BEAUTY**

29



**BLACK OBSIDIAN**

30

# 01

## A U T U M N   W I N D S

---

*A play of light, lines, and lightness.  
Created for properties with character.*

In this project, geometric elegance and functional requirements come together. The delicate diagonal profiles create a fence that provides privacy without being intrusive. “Autumn Winds” represents a harmonious balance between privacy and openness, ideal for outdoor spaces that demand both style and structure.

## Autumn Winds

In this project, wood-look aluminum fence elements of the Arete Rombo type were used. The diamond-shaped profiles allow us to create lightweight fences that provide privacy in the garden without interrupting natural airflow. Along longer sections, the spans were connected with gray aluminum posts, giving the structure sufficient stability. Aluminum is an ideal material for fence construction; it is durable and, unlike wood, does not require time-consuming maintenance.





## Stylish lighting

### A well-designed fence serves many functions

An integral part of the fence is the lighting, which enhances visibility and increases safety at night. Elegant LED strips run along both sides of the gate and pedestrian entrance, visually highlighting the entry. Linear light accents are subtly integrated into the small canopy above the entrance, creating a cohesive atmosphere around the entry area. Thanks to the illuminated house number, the address is easy to recognize even in the dark. Sensors automatically switch the lights on as night falls, ensuring maximum safety and comfort.



## Breathtaking Entrance Area

An integral part of the fence is well-designed lighting that improves visibility and increases safety at night. Long LED strips are installed along both sides of the gate and the pedestrian entrance. The area around the entrance is illuminated by linear lighting integrated into the small canopy above the entrance. Thanks to the illuminated house number, the correct address is easy to find. Built-in sensors switch on all lights automatically after nightfall.

# 02

## A M A Z I N G   G R E Y

*Simple elegance meets refined functionality.  
A play of gray and form.*

In this project, architecture merges with clarity. The minimalist gate and fence surfaces integrate seamlessly into the reinforced concrete facade of the house, creating a restrained and elegant setting. Clean lines and a harmonious color palette of gray and white produce a subtle overall appearance. Hygienically brushed stainless steel accents such as on the media panel, intercom system, and handle details add understated luxury and connect form with function.

# Amazing Grey



For this modern home, we designed a minimalist fence that perfectly complements the architecture. A simple driveway gate with a matching garden gate reflects the color palette of the front door and window frames while creating an appealing contrast to the concrete facade. Together with the client, the choice fell on the Arete Pure fencing system, enhanced by the functional Modern Post Box panel. The result is a harmonious connection between architecture and fencing.

# Designbook Newline Luxe Fences

---



## Minimalist design

The fence features a range of practical and visually striking additions.

A pass-through mailbox panel is integrated into the gate, with a discreet video intercom panel positioned nearby. The electrical box is concealed within a minimalist orange post that forms an integral part of the gate.

Both the functionality and aesthetics of the fence are further enhanced by lighting in the form of small bollards installed on the property side.

# 03

## B L A C K   S T R I P E S

---

*Simple elegance meets refined functionality*


“Black Stripes” impresses with the powerful elegance of vertical lines that, in deep graphite, create a modern yet timeless presence. The slim Vertico profiles appear minimalist, while their rhythmic arrangement adds distinctive architectural depth to the property.

The central gate with its smooth surface integrates seamlessly into the overall composition. Integrated elements such as the mailbox, video intercom system, and automation technology are almost invisibly embedded in the design, allowing the clear formal language to remain uninterrupted.

Black Stripes is completed by subtle lighting that highlights the interplay of light and shadow after dark.

## Black Stripes

In this project, vertical aluminum fencing elements of the Arete Vertico system were used, making them ideal for sloped terrain. The graphite color references the window joinery and other building elements. Thanks to the spacing between the fence panels, the fence gently outlines the boundaries of a small property and makes it appear larger. In a similar color to the fencing elements, a minimalist gate made of smooth Arete Pure sheet metal was designed. The dark fence complements the stone façade of the building well, while the use of a wicket gate and gate post in a contrasting orange color gives the design a modern character.



# Designbook Newline Luxe Fences

---





The fence features a range of practical and visually striking additions. A pass-through mailbox panel is integrated into the gate, and a discreet video intercom panel is positioned nearby.

The electrical box is concealed within a minimalist orange post that forms an integral part of the gate.

Both the functionality and aesthetics of the fence are further enhanced by lighting in the form of small bollards installed on the property side.

# 04

## S E R E N I T Y

---

*A calm statement in gray,  
full of functionality and formal refinement.*

“Serenity” stands for calm, structure, and maximum functionality. The closed privacy screen in soft shades of gray provides maximum privacy without appearing dominant. Integrated technology, such as a flush-mounted media panel, LED house number, and an elegant sliding gate, makes the design not only aesthetic but also practical for everyday use. A modern concept for sophisticated outdoor spaces.

## A full-surface fence, providing privacy for the home and garden

The fence features a range of practical and visually striking additions. A pass-through mailbox panel is integrated into the gate, and a discreet video intercom panel is positioned nearby. The fence was constructed using horizontal spans of Horizon Massive in gray. The wide aluminum profiles were installed without gaps, ensuring the residents are protected from the view of passersby from the street. To avoid monotony, the longer spans are separated by Rockina Cubero posts finished with graphite quartz sinter.



# Designbook Newline Luxe Fences



Clean lines and continuous Horizon Massive profiles give Serenity a modern, calm appearance. Cubero posts with a quartz sinter finish, along with subtly integrated technology, create a harmonious overall look elegant, functional, and timeless.



## Functional and aesthetic

- At Serenity, state-of-the-art fence and gate design is combined with maximum functionality precisely planned and executed to the highest standard.
- Fence material & privacy: The system uses Horizon Massive in gray with continuous profiles and no gaps, ensuring the highest level of visual privacy.
- Cubero posts: All Rockina Cubero posts were produced in a consistent finish and color-matched to the gray spectrum (graphite quartz sinter), coordinated with the gate, pedestrian gate, and fence.
- Gates & pedestrian gate: The Arete Pure gate and pedestrian gate are clad in smooth aluminum sheet metal and feature fast automation as well as signal lighting. The gate and pedestrian gate designs reflect the lines of the fence panels.
- Technical components: On the front façade, a multifunction panel is positioned on the right, integrating the video intercom system, illuminated house number, and mailbox. Meter cabinets are incorporated using identical metal cladding, with laser-cut markings to facilitate orientation.
- Function & aesthetics: Waste bins and technical areas are discreetly concealed behind flush doors accessible from both the street and the garden without compromising the overall design.


# 05

## S H A D Y   G R O V E

---

*Contrasting. Purist. Well thought out.*

“Shady Grove” combines modern aluminum profiles in anthracite with warm wood-look finishes, perfectly coordinated with the architecture of the house. The elegant sliding gate with integrated technology, ceramic cladding, and minimalist lines creates a representative entrance area that seamlessly unites functionality and design.



## Modern gate and gate section

The driveway gate is based on the Pure Lines system and is fitted with smooth aluminum panels in anthracite as well as vertical profiles in anthracite and wood-look finishes, harmoniously matched to the materials of the house façade. A color-coordinated handle and a side-integrated keypad enable convenient keyless access. A minimalist L-shaped canopy protects the entrance area, while the automatic sliding gate with integrated signal lighting ensures everyday comfort and safety.

## Minimalist fence with a timeless form



The minimalist character of the fence is emphasized by both its simple form and the materials used.

The area around the gate and gate section is clad with large-format quartzite ceramic panels.

In the remaining sections, anthracite aluminum posts of the Arete Vertico system are used.

At the front, they are mounted on a low wall, while along the side sections they rise directly from the ground.

Within the side section of the fence, an aesthetic storage area for waste bins has been created.

Access is provided via two independent Arete Pure gates clad in smooth sheet metal one located on the garden side and the other on the street side.



## Minimalism meets material aesthetics

“Shady Grove” combines clean lines, warm wood-look finishes, and refined ceramic surfaces into a coherent overall concept that brings modernity and naturalness into balance.

The Pure Lines sliding gate with vertical aluminum profiles integrates seamlessly into the architecture and stands out with its elegant, reduced design language. It is complemented by an integrated keypad, a subtle signal light, and an L-shaped canopy that not only offers functional benefits but also creates an architectural accent.

A side-positioned waste bin area is discreetly enclosed with Cubero elements and accessible via two Arete Pure doors. This allows the project to combine functionality and design at the highest level thought through down to the smallest detail.



# 06

## R A V E N

*Dark aesthetics. Technical precision. Subtle elegance.*

“Raven” relies on high-quality materials: dark gray quartz sinter columns in the Rockina Cubero system paired with smooth Arete Vertico aluminum profiles mounted without foundations, creating a refined, slender line. The Arete Pure gate, finished in matte black aluminum, features a wide handle, video intercom system, mailbox slot, and a backlit house number. Above the gate, a minimal L-shaped canopy beam with LED lighting spans the entrance, clad in matching quartz panels. The automatic gate, together with signal lighting, ensures convenient and secure access maintenance-free and timelessly modern.



The central element of the fence is the modern Arete Pure gate. It is clad in smooth black aluminum sheet metal and fitted with a wide, painted handle. On the post next to the gate, there is a mailbox slot, a video intercom system, and a backlit house number. The entire area around the gate is covered by a minimalist L-shaped canopy with integrated LED lighting.

It extends from one of the posts and is therefore clad in dark gray quartzite panels. Convenient access to the property is provided by the automatic sliding gate of the Arete Pure system. As with the gate, smooth black painted sheet metal was also used here.



## Aluminum post columns finish



The fence consists of posts from the Rockina Cubero system, finished with dark grey powder coating. To create the impression of a heavy wall, they were grouped in pairs with narrow gaps in between. On the gate, a dark grey powder-coated door with appropriate marking. Between the pairs of posts, vertical black Arete Vertico profiles are placed directly into the ground without foundations, giving them a light appearance and subtly connecting the fence to the ground.

## ned with sinter



by quartz sinter featuring a concrete texture. To avoid the  
e of the pillars conceals an electrical cabinet, accessible via a  
e Vertico aluminum profiles are installed. They were placed  
defining the property boundaries.

# 07

## P L A T I N U M

---

*Elegance in gray. Premium meets privacy.*

“Platinum” combines Horizon Massive profiles with light gray Cubero columns made of quartz sinter, reflecting the calm elegance of the façade design. The entrance area features an automatic sliding gate and an integrated media panel with mailbox, video intercom system, and backlit house number. A linear canopy with LED lighting completes the look in a functional way.

A closed waste and technical room is discreetly integrated into the fence system on the side. With flush-mounted doors, it does not disrupt the high-quality overall impression but consistently carries it forward.

# Fence made of sintered quartz and aluminum

This modern fence consists of wide Horizon Massive aluminum fence elements in gray. Thanks to the narrow spacing between the horizontal profiles, the fence protects the residents' privacy without appearing like a solid, heavy wall. On the street side, the spans are mounted on Rockina Cubero columns finished with light gray quartz sinter. Along the side sections, they are connected to aluminum posts, ensuring sufficient structural stability.



# Platinum



We present another fence that serves as a stylish addition to a modern property, featuring window joinery, tiles, and balustrades. The fence walls, columns, and panels have a light grey finish. The functionality and aesthetics of the fence are further enhanced by integrated lighting, integrated meter cabinets, and an aesthetic waste enclosure.



modern home. Its gray aluminum elements harmonize  
in turn, are clad solely with quartz sinter as a façade  
r enhanced by the entrance canopy with linear LED  
losure.

# 08

## Y I N G Y A N G

*Contrasts that resonate. Design in balance.*

“Yin Yang” relies on strong contrasts: black-and-white Arete Linearo elements meet light wall surfaces, creating a modern and balanced appearance. The double-leaf sliding gate with a counter-sliding system allows for a space-saving driveway, complemented by an inverted L-shaped canopy with integrated lighting.

A side-positioned Cubero post with a media unit, as well as a discreetly integrated waste area with two access points, complete the well-considered concept. Stylish, clear, and functional.



## Modern gate

The Arete Linearo system also forms the basis for the entrance gate and pedestrian gate. The entrance area is protected by a minimalist canopy in the shape of an inverted L, featuring integrated linear lighting. To the left of the pedestrian gate, there is a Rockina Cubero system post finished with smooth black sheet metal, housing a video intercom system, an illuminated house number, and a pass-through mailbox. The fence is equipped with a double sliding gate, with the leaves moving in opposite directions.



## Modern gate and pedestrian gate

The Arete Linearo system also serves as the basis for the entrance gate and a minimalist canopy in the shape of an inverted L, featuring integrated linear lighting. The Cubero system post finished with smooth black sheet metal houses a wide pass-through mailbox. The fence is equipped with a double sliding gate, with



# Designbook Newline Luxe Fences

---

and pedestrian gate. The entrance area is protected by a rear lighting. To the left of the pedestrian gate, a Rockina geo intercom system, an illuminated house number, and a with the leaves moving in opposite directions.



# 09

## R U S T Y

---

*Raw. Expressive. Timeless in rust.*

“Rusty” focuses on the striking contrast between rust-colored quartz sinter columns in a Corten look and graphite-colored aluminum profiles. At the center is an elegant Arete Pure sliding gate with minimalist hand guidance in pearl-gloss bronze tones, optimized for access from both sides of the property.

A functional media element with video intercom, mailbox, and illuminated house number provides convenience. Vertical Arete Vertico elements frame the overall composition, while the waste area is practically and discreetly separated using Horizon Massive fencing.




## Exclusive entry gate

Raw beauty and minimalism these are the words that best describe this unique project. The bar was set high from the very beginning. The client came to us looking for a fence that would harmonize with a modern home. Graphite aluminum elements combined with rust-colored quartz sinter columns proved to be a real highlight. Such a combination is hard to ignore.



## Modern forms and unconventional

From the street side, vertical Arete Vertico aluminum profiles in a  
creation of lightweight fences that subtly define the property boundary  
with rust-colored quartz sinter that imitates Corten steel. On the side o  
is separated by wide Horizon Massive aluminum spans. The waste bins a



## onal materials

pearl brown shade were used. This system allows for the  
es. Between the profiles are Rockina Cubero posts finished  
f the property, the fence borders the waste bin area, which  
are accessible through two independent gates.



# 10

## D E S E R T S K Y

*Reduced. Airy. Inspired by the horizon.*

“Desert Sky” combines slim Arete Linearo profiles with light concrete elements, clearly defining the boundary between inside and outside. The automatic sliding gate with a discreetly integrated media panel delivers high-tech precision. A flat, linear canopy with LED lighting completes the entrance area. Purist yet well considered. A discreetly integrated waste and technical area ensures a clean overall appearance.

# Clean lines and refined materials in perfect harmony

“Desert Sky” stands for clarity, elegance, and a perfectly thought-out design. The fence panels and the Arete Pure gate are clad in smooth anthracite sheet metal, reflecting the modern architecture of the house. They are complemented by Cubero columns in an elegant travertine look, creating a direct connection to the façade and adding warmth to the overall appearance.

Particular attention was given to the integration of technical elements: waste and electrical cabinets are elegantly concealed behind customized cladding, ensuring that the clean lines remain uninterrupted. The result is a system that appears reduced and modern, yet remains harmonious and timeless.



# Designbook Newline Luxe Fences

---



### **A modern fence for many years**

The fence was built using durable, maintenance-free materials. The pedestrian gate and the modern Arete Pure double-leaf gate are clad in smooth anthracite sheet metal, as is the wall section between them. The freestanding Rockina Cubero columns are finished with quartz sinter panels that imitate travertine. This distinctive stone was also used on the house façade, creating a cohesive overall appearance. Narrow gaps between the columns give the fence a sense of lightness and create a visually interesting effect at night, as slim beams of light pass through.

# 11

## B L A C K O U T L I N E

*Raw. Expressive. Timeless in rust.*

“Black Outline” stands out with a clear design language and the refined combination of different perspectives. On the street side, vertical profiles create a rhythmic structure, while the garden side presents itself as a smooth, purist surface. This contrast creates an exciting three-dimensional effect and gives the property a distinctive character.

A wide handrail replaces the classic handle, emphasizing the modern, reduced architecture. All technical elements from automation and the intercom system to the mailbox are discreetly integrated, ensuring the overall appearance remains uninterrupted. Functional areas such as waste and utility cabinets are also concealed behind flush doors and blend in elegantly.

The result is a system that not only provides protection but unites architecture and design into a harmonious whole reduced, clear, and timeless.


P  
O  
Z  
I  
O  
M  
K  
O  
W  
A

**AN ENTRANCE THAT  
SPEAKS FOR ITSELF.**



# Modern gate and pedestrian gate

The graphite entrance gate and pedestrian gate are based on the modern Arete Pure Lines fencing system. These elements are fully enclosed, ensuring the residents' privacy. From the garden side, they are finished with smooth sheet metal, while from the street side they feature vertical profiles, creating a three-dimensional effect. The pedestrian gate is equipped with a wide, powder-coated handrail that replaces the conventional handle. The automation and counterweight of the sliding gate are concealed within the post, preserving the visual effect when viewed from the property side.





## A modern fence for many years

The graphite entrance gate and pedestrian gate are based on the modern Arete Pure Lines fencing system. These elements are fully enclosed, providing privacy for the residents. From the garden side, they are clad in smooth sheet metal, while from the street side they feature vertical profiles, creating a three-dimensional effect. The pedestrian gate is fitted with a wide, powder-coated handrail that replaces the conventional handle. The automation and counterweight of the sliding gate are concealed within the post to avoid compromising the visual appearance from the property side.



# 12

## B L A C K M A G I C

*Dark. Ethereal. Refined in shadow.*

“Black Magic” unfolds its impact through a striking combination of deep black profiles and subtle contrast accents minimalist yet rich in atmospheric depth. The central sliding gate impresses with its smooth surface and reduced, technical elegance, complemented by a restrained media panel and perfectly integrated entrance technology. The design is completed by subtle lighting that creates a magical silhouette in the dark.

A discreetly integrated technical and waste area blends seamlessly into the overall composition, concealed behind high-quality flush doors that consistently continue the unified, mystical look.



FLIRLOVE  
63

**ARCHITECTURE THAT  
SIMPLY FEELS COHERENT**

## Aesthetic entrance area

The sliding gate and pedestrian gate of the Arete Pure system are clad in smooth anthracite-colored aluminum sheet metal. The pedestrian gate features a minimalist, color-coordinated handle and side cover panels. On the adjacent vertical Arete Vertico profiles, there is a pass-through mailbox panel with an integrated video intercom system. The automatic sliding gate rests on a concrete wall on one side and on Rockina Cubero posts on the other, which are also clad in smooth sheet metal.





## Functional extras

As befits a modern barn-style fence, every detail has been carefully considered. An additional pedestrian gate to the right of the main gate provides access to the waste bins. To the left of the entrance, a house number is integrated into the Arete Vertico profiles. The electrical cabinet is concealed behind a smooth sheet-metal post featuring clearly marked doors and the house number.



# 13

## F U L L Y   S I N T E R E D

*Architecturally unified. A benchmark in materiality.*

Based on precise architectural planning, “Fully Sintered” showcases a clear and well-considered design language:

A generous fencing system that consistently continues the façade made of quartz sinter panels.

The central Arete Pure gate integrates seamlessly, featuring slightly darker cladding, a discreet canopy, and automated technology.

Signal lighting and an elegant stainless steel handrail without a visible handle emphasize the modern design.

A custom-made mailbox with an integrated video intercom system and distinctive lighting completes the entrance area in a functional, harmonious, and architecturally precise manner.




**RESTRAINED IN FORM.  
IMPACTFUL IN DETAIL.**

# Modern sliding gate

The facade of the house is clad with durable quartz sinter panels. The same materials were also used for the construction of the fence, creating a fully cohesive overall appearance. The central element of the project is the minimalist canopy over the entrance area, beneath which a modern Arete Pure sliding gate is located. It is clad with large-format quartz sinter panels in a color slightly darker than the rest of the fence.

Access to the property is facilitated by fast automation and signal lighting.





A fence is far more than just a boundary. It plays a decisive role in shaping the character of an entire property. This makes it all the more rewarding when renowned architects approach us in search of a modern solution that integrates harmoniously into the architectural concept of a house. That was exactly the case here: Leszek Kalandyk, founder of the well-known architectural studio LK Projekt, approached us with the idea of jointly developing a fence for a two-story modern residential building.

The result is an ensemble that perfectly combines functionality and aesthetics. A fence that not only provides protection but also enhances the architectural expression of the building. The refined materials and well-thought-out details create a coherent overall appearance that reflects the high standards of the project.

A project that demonstrates how architecture and design can work hand in hand.

See for yourself!

## Functional extras

The covered gate is also finished with dark gray sintered quartz panels. Instead of a traditional handle, the pedestrian gate is equipped with a wide stainless steel handrail, and the hinges are concealed with special grilles. This not only enhanced the aesthetic value but also ensured that the fence fully protected the residents' privacy. Near the entrance, there is a modern mailbox with a video intercom system and a striking envelope-shaped light fixture.



# 14

## G R E Y M A R B L E

---

*Material meets modernity. Fine lines, clear structures.*

“Grey Marble” lends lightness to the property boundary through vertical Arete Vertico profiles, cleanly anchored into the ground. An increased sense of space and transparent privacy protection. Outdated brick walls were replaced with maintenance-free quartzite panels that frame the fence in a refined way. The custom-made double-leaf gate of the Pure Individual system, finished in anthracite and featuring elegantly milled lines, echoes the vertical structure in its design, while a quiet underground drive and special hinges confidently handle even unusual driveway layouts. A multifunctional Rockina Cubero column, stainless steel handle, video intercom system, mailbox, and illuminated house number seamlessly combine everyday functionality with aesthetics.

# Functionality first

The designer ensured the functionality of the entrance area. The gate is equipped with a wide stainless steel handle and hinge covers. To the left of the entrance, there is a multifunctional post with an anthracite sheet metal finish, created based on the Rockina Cubero system. It houses a modern video intercom, a mailbox, and an illuminated house number. To the left of the entrance, there is a multifunctional post with an anthracite sheet metal finish, created based on the Rockina Cubero system. It houses a modern video intercom, a mailbox, and an illuminated house number. The double-leaf gate is fitted with modern underground automation that does not compromise the aesthetics of the property. Due to the unusual shape of the driveway, special hinges were used to adjust the opening angle of the gate leaves.



# Designbook Newline Luxe Fences

---



# Elegance in vertical lines

In this project, the heaviness of old brick walls was replaced with a modern, lightweight design. The existing walls were clad with large-format panels in a quartzite stone look, creating a high-quality yet timeless appearance. Instead of a traditional railing, slim Arete Vertico aluminum profiles were used. Anchored directly into the ground without massive masonry, they subtly define the property boundary while still providing sufficient privacy and keeping the overall impression open and inviting.

The centerpiece is a custom-made double-leaf gate produced within the Pure Individual system. The smooth aluminum surfaces, finished in deep anthracite, feature fine milling that creates a clear vertical structure and echoes the design of the fence profiles. This milling technique opens up almost limitless design possibilities—from individual patterns to personal lettering—making each element a distinctive, one-of-a-kind feature.



# 15

## C A R B O N

*Material meets modernity. Fine lines, clear structures.*

The fence in “Carbon” was deliberately designed in a graphite color to stylishly emphasize the dark façade elements. Posts of the Rockina Cubero system are clad with large-format dark gray quartz sinter panels. Between them, Arete Vertico aluminum profiles in the same color scheme create targeted accents—they rise directly from the ground and align seamlessly with the posts.

The Arete Pure gate and pedestrian gate are executed in smooth graphite sheet metal and feature high-quality Tousek automation. The system is complemented by a pass-through mailbox panel made of brushed steel, including a video intercom system and an illuminated house number. Technical installations such as gas and electrical cabinets are concealed behind elegant stainless steel doors.

Carbon demonstrates how modern design, functionality, and maintenance-free materials merge into an aesthetic fencing system powerful, purist, and enduring.



**CLEAN LINES,  
STRONG PRESENCE.**



93

## For discerning clients

The Arete Pure system includes gates and pedestrian gates that can be finished with a wide range of materials: quartz sinter, architectural concrete, and even glass. In this project, the designer used smooth graphite sheet metal that harmonizes with the house façade and other fence elements. The pedestrian gate is equipped with a wide stainless steel handrail and side hinge covers.

The modern sliding gate features fast and durable Tousek automation with signal lighting. In the side section of the fence, there is an additional pedestrian gate leading to the waste bin area.

The fence is made of durable, maintenance-free materials that are easy to keep clean. The use of vertical posts created an interesting final effect, giving the fence a sense of lightness and eliminating the impression of a solid wall.



## Functionality first

Modern graphite fences have been popular for several seasons—and for good reason. They beautifully highlight the dark elements of a façade that are present in most homes. In this project, durable and maintenance-free materials in a graphite finish formed the basis for a minimalist fence that creates a striking contrast to the wood used to finish the building. Such timeless solutions please the eye for many years and never go out of style.



# 16

## M I D S U M M E R

---

*Lightweight design, powerful expression*

“Midsummer” extends along the entire property with a clear horizontal design language, emphasizing the minimalist character of the house. The warm wood-look elements of the Horizon Rombo system add a natural touch, while their diamond-shaped form provides privacy without blocking light or airflow.

A custom-made double-leaf gate with modern automation integrates seamlessly into the overall design. Complemented by an integrated mailbox unit with video intercom system and an illuminated house number, the entrance area combines functionality and aesthetics. A discreetly integrated garden utility room, accessible from both the street and the garden, completes the well-thought-out overall concept.

## Modern gate

In a modern fence, functional and aesthetic accessories are essential. Near the gate, there is a pass-through mailbox with a video intercom system and an illuminated house number. The double-leaf gate features solid automation, allowing access to the property without leaving the car.


The fence also integrates a utility room for waste bins, accessible through two gates—one from the street and one from the garden.

“Midsummer” is a modern horizontal fence with a length of up to 120 meters, emphasizing the minimalist character of a single-story house. The project is based on wood-look Horizon Rombo fencing elements that separate aluminum posts and walls clad with quartz sinter panels from the Rockina Cubero system. The materials used are durable, maintenance-free, and easy to clean. The fence has no foundations, giving it a light appearance and reinforcing its modern character.




## Summery lightness in clean l

“Midsummer” extends along the entire property with a clear horizontal design and a sense of elegance. The warm wood-look Horizon Rombo profiles add a natural touch to the privacy without blocking light or airflow. A custom-made double-leaf gate complements the design. Integrated details such as a mailbox unit with video intercom system and a garden utility room accessible from both sides completes the concept. From the overall look to the last detail.



## Lines

Design language, giving the modern structure a timeless touch, while their diamond-shaped structure provides the perfect balance. The integration with modern automation integrates seamlessly into the system and subtle lighting ensure comfort and style. A functional, harmonious, and thoughtfully designed down



# 17

## C I T Y L I G H T S

---

*Urban interplay of light in graphite*

“City Lights” combines clear structures with urban elegance. Concrete-textured wall elements form the foundation, while slim Arete Vertico profiles in graphite add lightness and transparency. The automatic sliding gate and pedestrian gates made of smooth aluminum echo the vertical design and add striking details with a stainless steel handrail, signal lighting, and integrated technology.

A side-positioned utility room is accessible through two discreet pedestrian gates and blends seamlessly into the overall composition. The media element with video intercom system, keypad, and backlit house number enhances the installation with comfort and modern functionality.

A harmonious interplay of design and everyday practicality.



**ENTRANCES THAT TELL  
STORIES.**

# Minimalist “Arete Pure” gates and pedestrian gates

The Arete Pure system includes modern gates and pedestrian gates that look outstanding from both sides of the fence. They can be finished with a wide range of materials. In this project, smooth graphite aluminum sheet metal was used. The main gate features a wide stainless steel handrail that replaces the traditional door handle. The sliding entrance gate is equipped with fast automation and signal lighting, increasing safety when leaving the property.

There are also two additional Arete Pure pedestrian gates integrated into the fence—one accessible from the street side and the other from the garden. They lead to the utility room designated for waste bins.





## Beautiful and functional

Modern aluminum fences are our specialty. In this project, pedestrian gates, gates, and graphite fence panels were combined with walls finished with concrete-effect plaster.

The fence also features aesthetic accessories such as a pass-through mailbox and aluminum canopies that enhance its durability and functionality.

An important design element is the lighting, which highlights the fence's appeal after dark.



# 18

## P R I V A T E   S P A C E

---

*Quiet and secure in greenery*

“Private Space” redefines garden boundaries: instead of solid walls, a lightweight aluminum structure is established, featuring generous Arete Space elements that appear to float on distinctive Rockina Cubero columns clad in quartz sinter. This aesthetic emphasizes lightness and calm while creating complete privacy without closing off the space.

The modern sliding gate impresses with automation and a slim stainless steel handrail in place of a conventional handle. Directly beside it, an elegant media panel combines a mailbox, keypad, and illuminated house number. Functionality with urban clarity.

This refined balance of material, technology, and design makes “Private Space” a place of calm in green surroundings—subtle, secure, and perfectly formed.



**WHERE PRIVACY BECOMES A  
DESIGN STATEMENT.**

# Minimalist Arete Pure gates and pedestrian gates

“Private Space” is a functional fence made from durable, maintenance-free materials. The wide Arete Space aluminum fence elements are based on Rockina Cubero columns clad with large-format sintered quartz panels.

For longer sections, aluminum posts were used, allowing the fence elements to be connected without masonry components. The wide Arete Space profiles, separated by narrow horizontal gaps, create a lightweight structure that provides complete privacy in the garden.





## Functional addition

The fence features a modern sliding gate with reliable automation, allowing access to the property without leaving the car. Instead of a traditional door handle, the gate is equipped with a minimalist stainless steel handrail.

To the left of the entrance, there is a pass-through mailbox, a keypad, and an illuminated house number, ensuring the entrance is clearly visible even at night.

# 19

## H A I K U

---

*Quiet lines, clear aesthetics*

“Haiku” impresses with a clear, well-considered design language. Closed Horizon Massive elements provide complete privacy, while Rockina Cubero columns clad in quartz sinter create a high-quality frame. The subtle color palette emphasizes the calm, reduced character of the installation.

The automatic sliding gate integrates seamlessly into the overall design and is complemented by a side-integrated media panel equipped with a mailbox, video intercom system, keypad, and illuminated house number. Function and aesthetics form a perfect symbiosis here, making “Haiku” an elegant, maintenance-free solution for modern architecture.

# Designbook Newline Luxe Fences

---



The modern sliding gate is equipped with durable automation, and signal lighting has been installed nearby. At the entrance, there is a pass-through mailbox panel with an integrated video intercom system, keypad, and illuminated house number. An additional gate at the front section of the fence leads to a glass-roofed area where waste bins are located.

The client was looking for a classic fence with a touch of modernity that would suit the unusual shape of the building. The designer proposed a minimalist fence in contrasting colors, based on plastered walls and our new system called Arete Linearo. Aluminum fence elements with a traditional vertical arrangement look striking when combined with modern accessories and a distinctive glass canopy.



## Traditional and modern


The fence is based on classic white plastered walls with characteristic rectangular recesses. These are filled with vertical Arete Linearo Graphite aluminum fence elements, providing a durable and maintenance-free alternative to wooden slats. The posts and foundations are additionally topped with classic stone caps, which serve a decorative purpose and protect the fence from water.

Schiebetor



# Designbook Newline Luxe Fences

---



# 20

## D A R K M O N O L I T H

---

*Quiet lines, clear aesthetic*

“Haiku” impresses with a clear, well-considered design language. Closed Horizon Massive elements provide complete privacy, while Rockina Cubero columns clad in quartz sinter create a high-quality frame. The subtle color palette emphasizes the calm, reduced character of the installation.

The automatic sliding gate integrates seamlessly into the overall design and is complemented by a side-integrated media panel equipped with a mailbox, video intercom system, keypad, and illuminated house number. Function and aesthetics form a perfect symbiosis here, making “Haiku” an elegant, maintenance-free solution for modern architecture.

A photograph of a modern, minimalist house. The house features a white exterior with dark grey architectural accents, including a prominent overhang. A dark grey concrete fence runs across the foreground, with a large white number '23' mounted on a pillar. The house is surrounded by lush greenery, including a tall hedge and a young tree. The scene is captured in bright, natural light, suggesting a sunny day.

23

**PURE. MODERN.  
UNDERSTATED.**

# Highlight of the home – 100% privacy

Once again, we prove that fences don't have to be boring. The client wanted to shield a heavily trafficked access road and ensure privacy in the living room and on the terrace, which we built at the rear of the house. The front, representative section of the fence was intended to look completely different it was meant to be bright and open up the view toward the street.

The front section of the fence consists of Arete Horizon aluminum spans in two different widths combined with simple plastered walls. Due to the shape of the property, the sliding gate overlaps the pedestrian gate when opened, so we implemented additional electronic safety protection. The foundations and plastered columns were topped with architectural concrete caps. These caps were also used on a retaining wall within the property. In the front, representative section of the fence, we opted for full foundations.





## Modern design

The project features Arete Vertico posts and Arete Pure pedestrian gates and gates made of smooth, color-coordinated sheet metal.

The canopy and Rockina Cubero columns are clad with quartz sinter, with narrow illuminated joints creating a light and elegant appearance.

At the front, side-mounted linear lighting provides a modern lighting effect.

The gate is fitted with a stainless steel handrail, and next to it there is a mailbox with a laser-cut house number, keypad, and video IP system.

The fence also integrates waste areas and a covered utility room.



# 21

## W H I T E W O O D

*Graphite-gray lines with organic form*

“White Wood” impresses with a soft color palette and a reduced design. Horizontal aluminum profiles in a wood-look finish, used in varying widths, are framed by simple plastered walls and substructures in bright white. This interplay feels like a contemporary interpretation of a wooden fence, offering significantly greater durability. The surfaces are robust, maintenance-free, and hardly distinguishable from real wood. A cleverly integrated waste bin area ensures everyday practicality, concealed behind an aesthetic gate that blends harmoniously into the overall design. A simple L-shaped canopy forms the focal point of the entrance area, protecting visitors from wind and weather while giving the access a calm, elegant presence. Functional details such as a modern mailbox with integrated video intercom system, keypad, and signal light near the automated entrance gate discreetly complete the overall appearance. Technically high-quality and visually unobtrusive.



A BEAUTIFUL BALANCE OF  
CLARITY AND NATURE.

# Horizon Wood aluminum profiles – wood-look finishes

Horizon Wood aluminum profiles are available in many colors and can imitate over 30 types of wood. In this project, horizontal profiles in several widths were combined with straight plastered walls and substructures in white. For practical reasons, a waste bin area was separated on the side of the fence and enclosed with an aesthetic gate.

The entrance to the property is protected by a simple L-shaped canopy that shields guests from rain and wind. Near the gate, there is a Modern Post mailbox with an integrated video intercom system and keypad. The modern entrance gate is equipped with solid automation, and a signal light is installed nearby.





## Aesthetics and durability

NEWLINE fences are a durable solution for many years. Horizon Wood aluminum profiles are coated with a hard-wearing powder finish, and fences based on them are hardly distinguishable from wooden fences. Unlike natural wood, Horizon Wood profiles require no impregnation or maintenance. In this project, plastered walls and foundations were additionally covered with simple aluminum caps. These serve an aesthetic purpose and protect the fence from the harmful effects of water.



# 22

## D A Y   A N D   N I G H T

---

*Interplay of light and security*

With “Day and Night,” we realized a fence project that thrives equally on daylight and nighttime atmosphere. During the day, the fence appears clear, modern, and inviting. After nightfall, it unfolds an entirely new dimension through integrated lighting a play of light, shadow, and structure.

The design combines high-quality materials such as smoothly finished aluminum with precisely positioned lighting elements. House numbers illuminate automatically, narrow gaps between fence sections cast “shadow lines,” while a suspended canopy with rear lighting stylishly frames the entrance. All elements are color-coordinated and provide both visual elegance and functional safety whether for privacy, security, or orientation in the dark.

“Day and Night” demonstrates how fencing systems can become a stage for architecture, light, and life around the clock.


A modern fence with wood-look panels and dark grey sections, set against a sunset sky and a paved area. The fence is composed of vertical panels, some with a wood-grain texture and others with a solid dark grey finish. The panels are supported by dark grey posts. The ground in the foreground is paved with dark grey interlocking bricks. The sky is a mix of blue and orange, suggesting a sunset or sunrise. The overall mood is calm and modern.

**WOOD-LOOK WARMTH.  
ARCHITECTURE THAT  
CREATES CALM.**

## A custom-made fence

The project uses Horizon Massive aluminum fence panels with a wood-look finish and Rockina Cubero structures clad with sintered quartz panels. The materials used are durable, and their combination creates a unique and modern visual effect. Our company also supplied the mailbox, video intercom system, entrance gate automation, and coordinated lighting.

The fence creates a private space and protects against the noise and hustle of everyday life. Modern Xcel fencing systems are functional, aesthetic, and allow you to fully enjoy life: morning coffee on the terrace, playing with children in the garden, or returning home after a long day. This is where the name of our project, Day and Night, comes from. A well-designed fence makes life easier day and night.



## Privacy that works



This project creates a private retreat: a fence that offers not only visual privacy, but also effective noise protection. Perfect for every moment of the day. Whether it's morning coffee on the terrace, playtime in the garden, or coming home after work – “Day and Night” protects and accompanies you at all times.

The process began with a sketch, developed into a technical drawing, and continued with a 3D visualization so the client could clearly follow how the final result would look. Based on these plans, the fence was fully custom-made and installed. Including accessories that are both aesthetically refined and functionally convincing.

Horizon Massive elements with a wood structure create a warm, natural appearance. The foundation is a Rockina Cubero construction, clad in high-quality quartz sinter. Durable, low-maintenance, and visually clean.

Additional features such as a delicate stainless steel handrail, a modern mailbox with video intercom and keypad, an automated sliding gate, as well as automatically illuminated house numbers and light strips add further accents elegantly coordinated for every time of day.

# 23

## D A R K S H A D O W

---

*Minimalist privacy screen in black*

“Dark Shadow” combines strong architecture with discreet elegance: wide Arete Space aluminum profiles in black create a striking effect on walls clad with architectural concrete panels. This clean, high-quality combination ensures privacy around the clock while giving the fence both character and understatement. The concrete panels add depth and texture to the overall appearance, while the robust aluminum elements create a calm, consistent rhythm. Together, they form a quiet, reduced presence that clearly defines the space without dominating it. Consistently modern and intentionally restrained.




**AN ENSEMBLE OF LIGHT,  
STRUCTURE, AND NATURE.**

# Covered pedestrian gate and a modern driveway gate

The modern Arete Space pedestrian gate is covered with a small roof featuring integrated LED lighting. Near the entrance, there is a pass-through mailbox, and in the central section of the fence, an impressive house number cut from stainless steel sheet creates a striking focal point. Access to the property is provided by a modern sliding gate with signal lighting. An additional gate on the street side leads to a covered waste storage area, whose form references the shape of the building.

On shorter sections, near the main gate and the waste enclosure, vertical Arete Vertico 40×80 aluminum fence panels are installed. Thanks to 60 mm expansion gaps, they add a sense of visual lightness to the overall design.





## Functional enhancements

The fence features a modern sliding gate with solid automation, allowing you to enter the property without leaving your car. Instead of a traditional door handle, the gate is equipped with a minimalist stainless steel handrail.

To the left of the entrance, there is a pass-through mailbox, a keypad, and an illuminated house number, making it easy to find the correct address after dark.



# 24

## M O R N I N G B R E E Z E

---

*Lightness in white and wood look*

“Morning Breeze” stands for openness and harmony: light architectural concrete panels meet elegant Arete Space profiles in a warm wood finish. This refined balance conveys calm and transparency, making the fence feel like an architectural statement that blends perfectly into its surroundings.

The bright concrete surfaces create a clean stage, while the wood-look aluminum profiles add a natural accent and bring warmth to the design. The interplay between cool precision and organic character creates an airy, modern presence.

In this way, “Morning Breeze” combines privacy with lightness. A privacy solution that allows space and architecture to breathe, while expressing durability and elegance.



**SIMPLE FORMS,  
HARMONIOUSLY  
COMBINED.**

## A modern fence with unique features

We present another modern aluminum fence based on the Arete Rombo system. Graphite-colored fence elements with contrasting pedestrian and driveway gates harmonize perfectly with the façade of the house and the garden walls. Durable and weather-resistant materials were used in this project, ensuring that the fence will remain an eye-catcher for many years to come.

The project features Arete Rombo aluminum fence elements in contrasting white and graphite tones, coordinated with the façade of the house. The system profiles have a distinctive shape that brings unique functional properties. The beveled edges positively influence airflow and reduce direct exposure to sunlight. At the same time, the fence offers enhanced privacy compared to conventional fence elements of similar width.





## Durable and practical

Another distinctive feature of the fence is a double sliding gate. When opened, its wings move in opposite directions, which required the installation of a special Tousek automation system. This modern pedestrian gate is equipped with a minimalist stainless steel handrail and lateral hinge covers. All gates and pedestrian entrances are based on Arete Rombo aluminum fence elements in white, creating a striking contrast to the rest of the fence.



# 25

O N Y X

*Minimalist elegance in black and concrete*

“Onyx” represents urban clarity: architectural concrete panels from the Cubero line form the powerful base, while an Arete Pure gate in anthracite and subtle aluminum details emphasize the modern rigor. This combination ensures privacy and noise protection, while giving the ensemble a timeless, elegant presence. The solid concrete surfaces add structure and depth, while the purist aluminum gate conveys calm and order. Together, they create a reduced yet impactful architectural statement that remains intentionally understated, yet confidently defines its boundaries.

Functional details such as an integrated mailbox, illuminated house number, and video intercom are discreetly incorporated into the design, reinforcing the focus on comfort and everyday practicality. In this way, “Onyx” becomes a privacy solution that consistently unites clarity, durability, and elegance.


A modern building facade featuring dark, rectangular panels. A large, glowing number '4' is mounted on the right side. The building has a mix of dark panels and wood-grain siding. A glass balcony is visible above the dark panels. The ground is paved with grey bricks.

**MINIMALIST, PRECISE, AND  
PERFECTLY COHERENT.**

## Impressive entrance

The black Arete Pure gate is equipped with a minimalist stainless steel handrail, and the side hinges are concealed to ensure full privacy in the garden.

Near the entrance, mounted on a wide post clad in sheet metal, there is a modern video intercom, a pass-through mailbox, and a keypad that allows keyless access to the property. On the other side of the gate, a large house number cut into the metal cladding creates a striking visual detail.





## Minimalist fence system in the city center

For a residential building in the city center, a modern fence system was created that provides privacy while emphasizing the building's clean architectural lines.

At the front, Rockina Cubero elements with architectural concrete were installed, complemented by a sliding gate and a pedestrian gate from the Arete Pure series in aluminum. The side sections consist of Horizon Massive panels mounted on aluminum posts.

A functional post integrates an intercom system, mailbox, and keypad access, while a cut-out house number in the gate adds a distinctive accent. Additional elements, such as the covered waste bin enclosure, blend seamlessly into the overall concept.

# 26

## S U M M E R N I G H T

---

*Summer lightness with clear structure*

“Summer Night” combines modern design with a sense of homely comfort: a custom-designed pergola with a partially covered roof creates either shaded areas or sunny spots as desired, while its rear wall also integrates elegantly as a privacy screen.

The Horizon Rombo system, with its diamond-shaped panels, ensures transparency and lightness without compromising privacy. The installation is complemented by the Rockina Cubero system, whose slender aluminum supports are clad with refined quartz slabs, adding depth and a sense of value to the ensemble. The result is a retreat that harmoniously combines openness and structure. A stylish garden space that invites you to linger well into the evening hours.



## An oasis of calm in the garden

With the “Summer Night” project, we demonstrate how architecture and garden can merge seamlessly. A custom-made aluminum pergola forms the centerpiece. Partially covered, it provides protection from sun and heat without losing its sense of lightness and openness. The result is a place where warm summer evenings can be enjoyed in peace and elegance. Fence elements from the Horizon Rombo system, with their diamond-shaped profiles, create privacy while maintaining an airy interplay of light and shadow. Solid Rockina Cubero posts and durable quartz sinter panels add striking accents that embody durability and refined sophistication. Functional details are perfectly integrated as well: an elegant enclosure for waste bins, discreet mailboxes, house numbers, and a modern video intercom. Everything blends harmoniously into the overall architectural concept.



## Impressive entrance

With “Summer Night,” the focus was not only on the fence system, but on creating different zones while still presenting a welcoming overall appearance.

The pergola serves as the central retreat – protection from the sun during the day. The design language integrates seamlessly into the overall concept and highlights the modern aesthetic. Particular attention was given to balancing privacy and openness. While the fence system, the entrance area presents itself as open and representative. Technical features such as the sliding gate ensure comfort and security without disrupting the design.

The result is “Summer Night” – a project that not only defines boundaries, but creates a welcoming atmosphere.



# Designbook Newline Luxe Fences

ating a multifunctional outdoor space. The fence was designed to define

the day and a cozy outdoor meeting point in the evening. Its clear design  
modern architecture of the house.

Fence elements at the rear provide protection and a sense of security, the  
such as integrated lighting, house numbers, and an intercom system enhance

creates new open spaces.



# 27

## S I M P L Y C O N C R E T E

---

*Raw elegance in concrete and aluminum*

“Simply Concrete” demonstrates how powerful reduction can be: solid cast architectural concrete walls meet elegant Horizon profiles in RAL 7016.

The combination of purist concrete and clean aluminum elements creates a striking appearance that conveys both durability and modernity. The dark aluminum panels reflect the color palette of the house architecture and add a calm, refined accent.

Complemented by an integrated mailbox, a video intercom with keypad, and a stylishly framed waste bin enclosure, the result is a well-thought-out overall concept that perfectly unites function and design.

In this way, “Simply Concrete” embodies uncompromising clarity – a structure that confidently defines its boundaries while preserving timeless elegance.

## Consistent functional enhancements

The selected materials and their colors allow the fence to blend harmoniously with the structure of the modern building. The gate is equipped with a stainless steel handrail, and a modern mailbox is positioned nearby.

Using the numeric keypad, you can access the property without having to take out your keys. Our company also provided durable automation for the entrance gate, ensuring long-term reliability and convenience.



# Designbook Newline Luxe Fences

---



### Raw beauty

The building structure was clad in raw materials that set the stylistic direction for the fence. Our specialists assisted in selecting walls with distinctive openings, cast from architectural concrete.

For the gate and pedestrian entrance, Arete Horizon aluminum fence panels in RAL 7016 were used, matching the tones of the building's slate cladding.

At the entrance to the property, a color-coordinated "Modern Post Box" module was installed, along with a video intercom system and a numeric keypad. In addition, a separate area for waste bins was created, seamlessly integrated into the overall design.

# 28

## D U A L I T Y

---

*Black-and-white interplay with space for greenery*

“Duality” showcases the power of contrasts: plastered walls arranged in sequence form the framework, filled with Horizon aluminum profiles in black and white. The clean interplay of these two tones creates an elegant, modern presence and gives the property a distinctive structure.

Green areas emerge between the elements, intentionally integrated into the design concept. Architecture and nature enter into dialogue – reduced, yet impactful. The ensemble is complemented by a sliding gate in the same design, equipped with automation, signal lights, and a stainless steel handrail. An integrated mailbox system with video intercom and illuminated house number completes the well-thought-out concept.

In this way, “Duality” combines clear lines with vibrant lightness – a design that harmoniously unites calm, structure, and nature.

A modern garden featuring a dark grey fence with horizontal slats, a paved walkway, and various plants including a weeping tree, a spherical bush, and two large white spheres on a black mat. The architecture is clean and minimalist, with white walls and dark accents.

**MODERN GREENERY MEETS  
CLEAN ARCHITECTURE.**

# Timeless designs. Clean lines. Our projects.

“Duality” is another distinctive project that showcases the remarkable possibilities of the Arete Horizon system. The client approached us in search of a durable and modern aluminum fence that would reflect the characteristic architecture of the building. He shared several inspirational images with us, which served as the starting point for the design process.

The final result is a black-and-white fence based on simple plastered Arete Horizon walls combined with aluminum fence panels. A defining feature of the project is an additional row of plastered posts that frames the space for attractive green areas, creating a structured yet lively composition.



## Additional elements

Modern fences are defined by both aesthetics and functionality, which makes the right additional elements essential. The client chose a modern “Modern Post Box” mailbox with an integrated video intercom and keypad. The long panel was custom-made and finished with a laser-cut building address that illuminates after dark. Plastered walls and foundations were secured with aluminum caps that protect the fence from the damaging effects of water.

The modern sliding gate is equipped with signal lights, increasing safety when exiting the property.

# Designbook Newline Luxe Fences



„Duality” plays with contrasts in a refined way: black and white Horizon aluminum profiles alternate on serially arranged plastered walls, giving the entrance a striking, modern structure. Architecture meets nature. Carefully integrated green areas break through the clearly defined grid, creating calm spaces within the interplay of clean lines. The entire ensemble feels as though it breathes architecturally while simultaneously providing protection. A restrained sliding gate in the identical design opens in a minimalist style, complemented by precise technical elements such as automation, subtle signal lights, and a stainless steel handrail.

The integrated mailbox with video intercom and the illuminated house number blend seamlessly and functionally into the overall appearance.

„Duality” is the epitome of calm through contrast – an expression of minimalist elegance that unites architecture, function, and nature in perfect harmony.



# 29

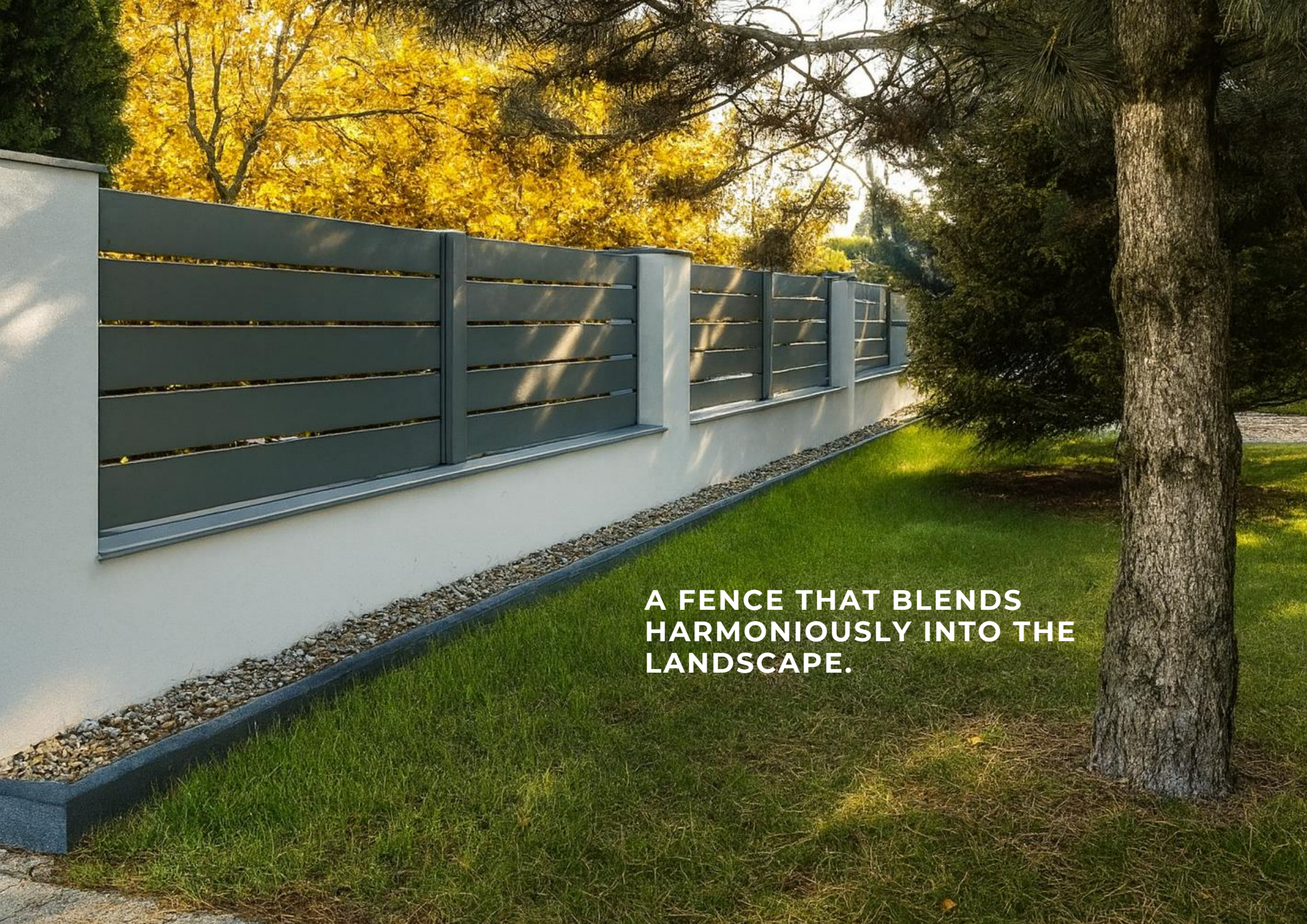
## T I M E L E S S B E A U T Y

*Timeless architecture with clean elegance*

“Timeless Beauty” demonstrates how powerful restraint can be. Gray Horizon Massive profiles combined with plastered walls and solid foundations create a calm, clear structure that blends harmoniously into the architecture of the house.

A particular highlight is the generous canopy made of architectural concrete, which serves as a striking entrance portal. It protects residents and guests from rain and wind while giving the entire entrance a sculptural presence – functional and aesthetic at the same time.

The combination of reduced forms, durable materials, and thoughtfully designed details makes “Timeless Beauty” an example of modern architecture that does not need to be loud to make an impact. It is a project that unites durability and elegance – living up to its name in every respect.




**A FENCE THAT BLENDS  
HARMONIOUSLY INTO THE  
LANDSCAPE.**

# Timeless elegance in clean forms

Beauty is a timeless value, which is why minimalist and stylish solutions never lose their impact. “Timeless Beauty” follows exactly this approach: clean, gray Horizon Massive profiles meet simple plastered walls and foundations, creating a reduced yet refined appearance. The central element is the striking architectural concrete canopy. Like a sculptural visor, it protects residents and guests from wind and rain while making a strong architectural statement at the entrance.

A key aspect of the project was the replacement of the existing fence. The old steel modules offered little privacy and were disrupted by restless details such as the mailbox and house number plate. They were replaced with a well-considered concept of plastered foundations and solid pillars, filled with aluminum profiles that convey calm, clarity, and durability.





## Beauty that lasts

True beauty does not fade. It lies in forms that are simple yet expressive, in materials that feel clear and enduring. “Timeless Beauty” embodies exactly this sentiment – a fence project that is minimalist, functional, and at the same time striking.

The calm gray tones of the Horizon Massive profiles merge with reduced, plastered walls to create an elegant overall composition. The heart of the design is the entrance area.

A distinctive architectural concrete canopy with integrated LED lighting transforms into a luminous portal in the evening. It not only provides protection, but also gives the entrance a unique identity.

This solution emerged from the desire for clarity. The former steel fence neither matched the architecture of the house nor provided privacy. Today, every detail fits into a harmonious whole – from the modern mailbox module and discreet video intercom to the laser-cut address that glows visibly after dark.



# 30

## B L A C K O B S I D I A N

*Graphite-gray lines with an organic form*

“Black Obsidian” reflects modern clarity and deliberate design. Wide Horizon Massive aluminum profiles in graphite present a contemporary alternative to wooden planks, creating a calm, graphic appearance. The panels extend all the way down to ground level, without visible foundations – a statement of purist elegance.

Along longer fence sections, subtle Arete Horizon aluminum posts structure the façade, adding stability and rhythm to the construction. A particularly striking feature is the curved side element – a soft contrast to the straight lines that introduces an organic dynamic to the ensemble.

At the entrance, the Horizon Massive gate sets clear accents. Minimalist in design, equipped with side hinges and a stainless steel handrail, it combines functionality with timeless aesthetics. The design logic is further complemented by two simple swing gates with modern automation.

“Black Obsidian” stands for the perfect balance between architecture and form: linear, refined, and ready to enter into gentle contrast with organic elements – creating a fence that both protects and impresses.



**PRECISELY CRAFTED, PERFECTLY  
ALIGNED IN THE OVERALL  
COMPOSITION.**

# Clean lines with a gentle curve

The “Black Obsidian” project demonstrates how modern materials and thoughtful design can create a stylish boundary for a property. The foundation is the robust Rockina Crestone post system, executed in split blocks with a sandstone-like texture. These elements give the fence a natural appearance and solid stability.

Combined with this are Arete Horizon aluminum fence panels in black, visually replacing traditional wooden slats. They offer a slim, clean-lined look while remaining highly weather-resistant.


A special highlight is the entrance area: a small roof above the gate protects residents and guests from rain and snow, while the adjacent walls and canopy are clad with light sintered quartz panels – creating an exciting contrast to the dark fence surfaces. The driveway is complemented by a modern sliding gate with durable automation.



## The elegance of curves

The entrance area is more than just functional. A protective canopy gives the gateway its own stage. The flanking walls are clad in light quartz panels, creating an appealing contrast to the dark fence. The sliding gate opens automatically – an invitation to effortless comfort. At the same time, technical features such as a mailbox with integrated video intercom, a clearly integrated waste area, and a classic gate with a stainless steel handrail are all part of the concept.

**“Black Obsidian” is not just a privacy screen – it is a statement.**



03



# OUR PROCESS

## **Our process** **Step by step to perf**

### **1. Consultation & Concept – The first step toward your vision**

Every project begins with a personal consultation, during which we capture your ideas, architectural conditions, and design preferences. Together, we analyze style, functionality, and objectives to develop a tailored concept that perfectly complements your building and its surroundings. Throughout the process, we place great emphasis on aesthetics, functionality, and long-term durability.

### **2. On-site measurement – Precision from the very beginning**

During the initial appointment at your property, our experts take precise measurements and assess on-site conditions such as terrain, slopes, and material connections. This detailed survey forms the foundation for all subsequent planning steps and ensures a perfectly tailored implementation – accurate to the millimeter and technically coordinated.

### **3. Design & Visualization – Your project within reach**

Based on the collected data, a visual concept is developed: detailed 2D plans and photorealistic 3D visualizations present your future fence system within a realistic setting. This allows the design, color tones, and material impact to be experienced and refined before implementation – until every element harmonizes perfectly with the architecture.



## Section

### **4. Detailed measurement & sample review – Precision before finalization**

Before production begins, a second on-site appointment takes place to recheck all measurements and finalize the remaining details. Together with you, we review samples, textures, profiles, and color nuances. This final coordination ensures that the result is technically precise and visually aligned exactly with your expectations.

### **5. Production & Installation – Quality down to the finest detail**

After your approval, production begins in our specialized workshops. Each element is manufactured with the highest precision, coated, and thoroughly quality-checked. Installation is then carried out by experienced technicians – clean, reliable, and on schedule.

### **6. Handover & Completion – Your new fence system in perfection**

Once all work has been completed, we carry out a final inspection and hand over your new fence system – fully installed, tested, and documented.

The result: an architecturally aligned overall composition that unites aesthetics, functionality, and lasting durability.



# 04

# FUNCTIONAL MODULES

# L I G H T I N G

---

LED Lighting - Precision in light and design

The integration of modern LED lighting gives our installations a distinctive character while combining functionality with architectural elegance. Whether as a subtle design element during the day or as a radiant highlight at night, the lighting sets clear accents while ensuring safety and orientation.

Various systems such as underlighting, linear light strips, or surface-mounted modules blend harmoniously into the architecture. House numbers, control elements, or entire panels are staged in a way that unites technology and design into one cohesive concept. Thanks to their energy efficiency and long lifespan, LED modules offer a sustainable solution that meets even the highest standards.

The result is more than simple illumination. It creates an inviting atmosphere that welcomes visitors, perfectly frames driveways, and transforms every project into a unique visual statement.

ENGRAVED LED HOUSE NUMBER  
LIGHTING AND LETTERING

ROLNICZA

3





ROLNICZA  
3

**INTEGRATED LED  
CEILING LIGHTING**


**VERTICAL  
LIGHTING**



## Lighting

**Style meets function – LED accents that inspire**

Additional LED lighting is a particularly elegant enhancement to the design. Thanks to integrated sensors, the light switches on automatically at dusk, creating a warm and inviting atmosphere – even in the middle of the night.



# Designbook Newline Luxe Fences

---

at combines security on your property with stylish highlights.  
lly at dusk, providing orientation and creating a welcoming







A modern, dark grey Cubero module with an integrated parcel box. The module is a large, rectangular structure with a monolithic design. It features a large, square parcel box door on the left side, which is flush-mounted into the main structure. The module is set against a blue sky with scattered white clouds. The ground in front of the module is a mix of dirt and gravel, with a concrete curb and a paved area leading to the parcel box.

## CUBERO MODULE WITH INTEGRATED PARCEL BOX

The parcel box is flush-mounted into the Cubero block and integrates seamlessly into the monolithic design. Precisely manufactured with no visible technical elements, the clean and solid appearance remains fully preserved. An elegant, secure, and truly modern solution for discreet parcel delivery.





CUBERO WITH INTEGRATED CANOPY



## Perfect staging by day



Even in daylight, the integrated LED elements create clear architectural accents. Precise light lines emphasize the modern design language, giving the installation an elegant appearance. The house number is seamlessly integrated into the design, combining visibility with refined aesthetics. The interplay of daylight and illumination creates a subtle yet striking dynamic. Every detail highlights the premium construction quality, transforming the entrance area into a stylish statement of modern architecture.



As night falls, the LED modules reveal their full impact. Underlighting and side illumination provide safety and orientation without compromising the architectural design. The house number shines clearly, giving the installation a distinctive character. The lighting concept combines functionality and design: pathways are perfectly illuminated while the overall ambiance remains welcoming and representative. This transforms the entrance area into an evening focal point that harmoniously blends elegance and security.

# ELEGANT ACCESS SOLUTIONS

---

Design, security, and comfort in perfect harmony

The integration of modern access modules transforms the entrance area into a harmonious interplay of function, comfort, and architectural precision. Video IP systems, intercom units, and mailbox modules are incorporated into the overall design in a way that allows technology and aesthetics to form a seamless unity.

Whether as a flush-mounted front module within monolithic elements or as a subtle detail integrated into vertical lines, every solution follows the principle of combining refined design with intelligent functionality. Premium materials, clear geometries, and precise transitions emphasize the elegant character of the installation.

The combination of camera, intercom system, and integrated lighting not only provides comfort but also enhances security and intuitive usability. The result is entrance areas that welcome visitors, create orientation, and continue the architectural language of the entire project.

More than a technical solution, it becomes an elegant interface between architecture and everyday life — minimalist, functional, and timeless.



## Integrated mailbox and video system

Our video IP mailbox module combines elegant aesthetics with smart access functionality, perfectly designed for modern fencing systems. Within a high-quality panel made of brushed or powder-coated stainless steel, a complete access station is seamlessly integrated:

- Video door intercom with sharp image and clear audio for reliable visitor identification
- Touch interface or keypad for fast and convenient access control
- Optional fingerprint scanner for keyless biometric entry
- Transponder reader for contactless access using card or key fob
- Mail slot, elegantly integrated for convenient mail retrieval from the property side

Each module is custom-manufactured to integrate perfectly into the surrounding environment or existing fence systems, whether installed in concrete, aluminum, or Vertico panels. External components, such as already installed camera or intercom systems, can also be easily integrated to seamlessly combine security and design.

This sophisticated combination of technology, design, and modularity creates a unified system — visually premium, technically advanced, and individually adaptable for every project.



## The interface between design and function

The Rockina Cubero system enables the construction of extended fence sections, allowing walls to be created in virtually any shape and size. Such a structure provides effective privacy screening, protects personal space, and enhances security for you and your family. With Rockina Cubero, patterns can be created from panels, lettering can be cut out, and lighting elements can be seamlessly integrated.

- **Integrated video camera (top left, realistic with glass lens)**
- **Speaker / microphone field**
- **Optional transponder or fingerprint sensor**
- **Flush-mounted mailbox slot (right side)**
- **Minimalist, technical design on a neutral background (catalog style, ultra clean, sharp, photorealistic)**
- **Linear lighting**



## VERY ELEGANT AND ARCHITECTURAL

The black Vertico profiles integrate seamlessly and with pure material continuity into the brown structure — without visible transitions, without disruption. Everything appears as if formed from a single piece.

A modern garden enclosure system featuring a wood-grain finish on the panels and black structural posts. The system includes a flush-mounted door with a handle and lock mechanism. The enclosure is situated on a paved area next to a lawn, with a stone wall and greenery in the background.

## MODERN TECHNICAL AND GARDEN BUILDING

A stylish, compact system made of aluminum in a wood-look finish that integrates seamlessly into the garden. Flush-mounted doors and black structural posts create a calm, modern appearance while offering an elegant solution for waste bins, equipment, or technical areas.

# Nahtlose Integration moderner Technik



*Cubero with IP video intercom*



*LED Signal Light for Sliding Gate*



*Cubero with house number & control elements*

Cubero elements allow for the seamless integration of a modern IP video intercom system. Camera, doorbell, and intercom are flush-mounted, ensuring reliable communication and clear image transmission – discreetly and technically precise in execution.

The central LED signal module serves as a safety and status indicator for the sliding gate. It signals the gate's movement and ensures that entry and exit are clearly visible and can take place safely at all times. Compact, weather-resistant, and highly functional.

In addition to the video unit, control elements such as house numbers or access modules can also be integrated into the Cubero bodies. This creates a unified, architecturally clear solution that combines technology and design on the same level.


## Ihre Visitenkarte am Eingang



*Modern parcel box*

The Modern Parcel Box is the perfect solution for secure and convenient parcel delivery. It allows easy retrieval directly from the property side, while the timeless design in brushed or powder-coated stainless steel ensures maximum durability.

Thanks to its clean design language, the parcel box integrates seamlessly into any fence system or concrete wall, becoming both an aesthetic and functional enhancement.



*IP video mailbox system*

The IP video system with integrated mailbox combines advanced technology and elegant design in one module. It includes a camera, touchscreen, fingerprint scanner, keypad, transponder reader, and mailbox slot. Made from stainless steel or powder-coated metal, it is durable, weather-resistant, and offers secure, smart access control for modern homes and commercial properties.



*Modern house numbers & covers*

With our Modern Number & Cover systems, fences and concrete modules can be individually customized and protected. Laser-cut or milled numbers, lettering, and logos in stainless steel, aluminum, or concrete – optionally powder-coated in any color – create a premium look. Matching covers for posts and foundations ensure a clean, cohesive design and elegantly integrate elements like electrical and meter boxes.

← BEGINNING

MAIN COMPONENT

05

# C U B E R O S

Timeless clarity meets urban aesthetics

The Cubero elements are the heart of modern fence systems, combining technical precision with timeless elegance. Through their clear geometry and versatile cladding with materials such as ceramic, architectural concrete, or aluminum, they create an architectural line that blends harmoniously into any environment.

In addition to their aesthetic impact, Cuberos impress with their functionality: they enable the integration of IP video systems, control elements, mailboxes, or LED lighting – all discreetly embedded and perfectly coordinated. In this way, technology is invisibly integrated into the design without disturbing the clarity of the form.


Thanks to their modular construction, Cubero elements can be flexibly adapted to any project. Whether as a striking entrance area, communication column, or as a connecting design element – they give every installation a distinctive identity.

The result is solutions that unite design, security, and comfort at the highest level, thereby emphasizing the standards of modern architecture.

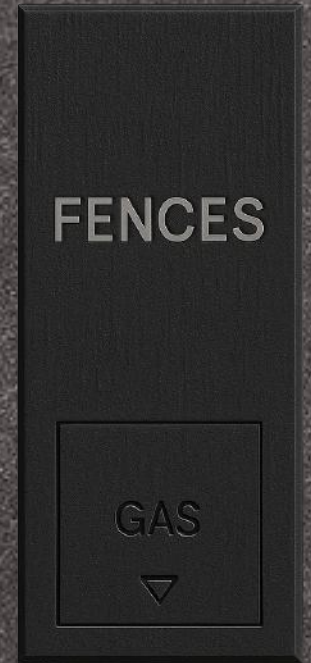





U N I Q U E C U B E R O S W I T H



# ENGRAVING AND MOTIFS



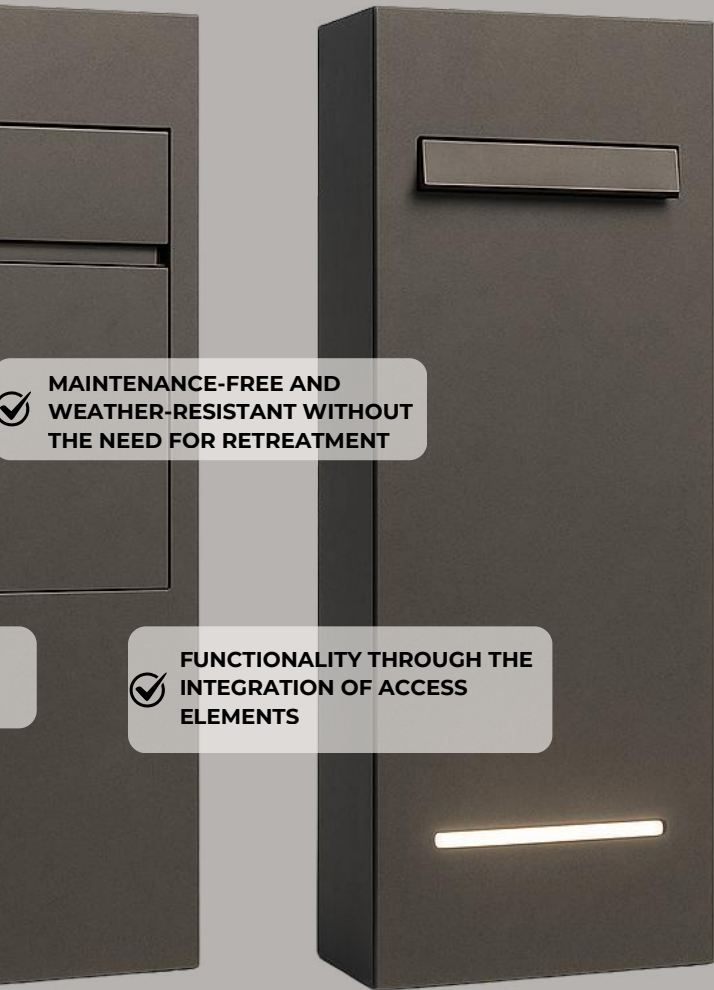


✓ DURABILITY THROUGH ALUMINUM, EXPOSED CONCRETE, AND QUARTZ COMPOSITE

✓ VARIETY THROUGH MATERIALS, LETTERING, AND LIGHTING

✓ MODERN DESIGN AS A STYLISH BACKDROP FOR YOUR HOME

✓ FAST INSTALLATION THANKS MODULAR CONSTRUCTION



✓ **MAINTENANCE-FREE AND WEATHER-RESISTANT WITHOUT THE NEED FOR RETREATMENT**

✓ **FUNCTIONALITY THROUGH THE INTEGRATION OF ACCESS ELEMENTS**



ALL RAL COLORS AVAILABLE  
STANDARD COLORS:

RAL 9006

RAL 7016

RAL 9005

### 3D HOUSE NUMBER

Precisely crafted with a subtle inward-facing 3D effect that adds an elegant touch to your design.

### CUBERO POSTS

The Cubero post is the central element of the Rockina Cubero system and forms the foundation for fence systems such as Horizon. It enables the installation of fence panels, gates, and pedestrian entrances, ensuring a stable construction. Each post is individually custom-made and manufactured based on a detailed project plan.

### CUBERO BASE

The Cubero base forms the lower part of the fence, beneath the fence elements. The shape and height of the base can be individually adapted to match the style of the fence as well as the specific requirements of each project.

# V E R T I C O

---

E l e g a n c e i n v e r t i c a l f o r m

The Vertico line stands for a clear, vertical design language characterized by timeless elegance and modern architecture. With its slim profiles, it creates a distinctive sense of depth and forms a harmonious overall composition that appears both minimalist and striking.

Vertico elements offer not only visual lightness, but also maximum stability and durability. The vertical arrangement creates an optical elongation, making entrance areas appear more spacious while ensuring a high level of privacy.

Thanks to state-of-the-art powder coating and resistant materials, Verticos are weather-resistant and virtually maintenance-free. They integrate seamlessly into a wide range of architectural styles – from purist-modern to classically elegant.

Whether as a fence, gate, or part of an entrance portal, Verticos are an architectural highlight that perfectly combines functionality and aesthetics. They underline a commitment to exclusivity and make a strong statement from the very first step onto the property.



## **Verticos – The design that never goes wrong**

Verticos impress with their clear, vertical design language, giving every project a modern yet timelessly elegant appearance. The closely spaced aluminum profiles provide a high level of privacy without making the fence appear heavy or massive. This creates a harmonious balance between protection and lightness.

Manufactured from durable aluminum, Verticos stand for longevity and minimal maintenance. Precise craftsmanship ensures the highest quality and an appearance that remains refined even after many years. In this way, Verticos combine modern design, functionality, and robustness at the highest level.



## Vertico

### Clean lines, timeless elegance

The Vertico series by Newline Fences is the answer to modern architecture. Vertically aligned aluminum profiles create a strong, clean line that allows for either transparency or complete privacy, depending on width and spacing.

Whether as an entrance portal, property enclosure, or architectural highlight, Verticos give every installation a timeless elegance. Thanks to high-quality powder coating in any RAL color, they are not only versatile in design, but also durable, weather-resistant, and easy to maintain.

As the only provider developing these solutions entirely in-house – from planning and design to implementation – Newline Fences ensures that every Vertico project becomes a custom-made, one-of-a-kind solution, perfectly aligned with the house and its surroundings.







## Floating construction

The defining feature of Leviatan is its floating base. The elements do not rise from the ground like classic profiles, but instead appear to glide above the foundation. This design principle creates a modern, architectural balance between stability and lightness.



# V E R T I C O T - M O D E L L

---

Timeless architecture in its purest form

The Vertico line stands for a clear, vertical design language defined by timeless elegance and modern architecture. With its slim profiles, it creates a distinctive sense of depth and forms a harmonious overall composition that appears both minimalist and striking.

Vertico elements offer not only visual lightness, but also maximum stability and durability. The vertical arrangement creates an optical elongation, making entrance areas appear more spacious while ensuring a high level of privacy.

Thanks to state-of-the-art powder coating and resistant materials, Verticos are weather-resistant and virtually maintenance-free. They integrate seamlessly into a wide range of architectural styles – from purist-modern to classically elegant.

Whether as a fence, gate, or part of an entrance portal, Verticos are an architectural highlight that perfectly combines functionality and aesthetics. They underline a commitment to exclusivity and make a strong statement from the very first step onto the property.



## Vertico T – Design & Privacy in Perfection



This project impressively demonstrates how a 3D sketch evolves into a fully realized overall concept. The modern fence, based on the Vertico T system, consists of vertical aluminum profiles with a T-shaped cross-section, arranged in a sophisticated configuration that creates a privacy screen without blocking light or airflow. The result is a protected garden area that transforms into a true oasis of calm.





## Pureline – Simplicity in perfection

The Pureline series by Newline Fences stands for clean shapes and reduced design. With its straight-lined architecture, it integrates timelessly into any modern environment and creates an elegant solution for those who value minimalism and style.



# H O R I Z O N   L I N E   &   R O M B O

---

Combination for modern architecture

In this concept, we focus on the flexible combination of our systems. Horizon Line profiles in 100 mm and 200 mm widths form the foundation – clean horizontal lines that create structure, elegance, and privacy. The Rombo system complements this with its diamond-shaped profile arrangement. The angled cut of the slats not only creates a dynamic interplay of light and shadow, but also allows for both transparency and privacy at the same time.

By combining Horizon Line and Rombo, the result is a fence that unites architectural precision with lively geometry. Depending on the arrangement, open or closed surfaces can be designed – perfect for projects that demand both design freedom and technical functionality.

This creates an architecturally unique statement that offers the highest level of quality and durability.



## Horizon Line – Timeless elegance in clean lines

The Horizon Line stands for modern design and the highest quality. The horizontally arranged aluminum profiles create a calm, elegant appearance that blends seamlessly into the architecture of modern homes. Thanks to its clean lines, the fence serves not only as a boundary, but as a stylish design element.

Manufactured from powder-coated aluminum, the system is weather-resistant, low-maintenance, and durable. Horizon Line combines aesthetics with functionality, offering both privacy and an open, inviting overall impression. Ideal for those who value refined, timeless design.



# A R E T E   H O R I Z O N   R O M B O

---

E l e g a n c e   i n   d i a m o n d   f o r m

The Horizon Rombo system combines design, durability, and privacy. The diamond-shaped aluminum profiles allow light and air to pass through without compromising protection and intimacy.

- ✓ Durability: Weather-resistant aluminum that does not corrode.
- ✓ Virtually maintenance-free for many years.
- ✓ Seamless appearance: Special connectors, no visible weld seams.
- ✓ Design: Minimalist form, perfectly adaptable to modern architecture.
- ✓ Privacy: Creates a protected space for you and your family.
- ✓ Ecology: Nearly 100% recyclable, without environmentally harmful impregnations.
- ✓ Color variety: All RAL shades and over 30 wood decors available.
- ✓ Lightness: Diamond profiles do not block sunlight or airflow.

Stable posts and optionally automated gates make Horizon Rombo a stylish architectural statement.



## Fence panel

The foundation of the fence consists of durable, diamond-shaped aluminum fence panels. They can be powder-coated in any color from the RAL palette or finished in one of 30 wood-effect coatings.

The distinctive shape of the Rombo system profiles allows free airflow and does not block sunlight.



## Posts

The Horizon aluminum post is an alternative to traditional masonry posts. It is available in two sizes (100×100 mm or 130×130 mm) and is covered with an aluminum cap.

The Horizon post can serve as the foundation for the entire fence or connect fence panels over longer sections between masonry posts.



## Pedestrian gate

The gate is based on a solid, welded frame filled with Rombo fence panels in a color of your choice. The construction features stainless steel screws and adjustable hinges, which can be covered with a special vertical cover.

The pedestrian gate can be equipped with an aesthetic handle or a minimalist stainless steel handrail.



## Double-leaf gate and sliding gate

The gate is based on a solid, welded frame filled with Rombo fence panels in a color of your choice. The construction includes stainless steel screws and adjustable hinges, which can be fitted with a special vertical cover.

The gate can be equipped with an aesthetic handle or a minimalist stainless steel handrail.



BEGINNING

# COLORS & MATERIALS

# 06

## P O W D E R   C O A T I N G S

---

Perfect combination: Custom powder coatings  
and refined ceramic surfaces



### Powder coatings in any color

Our powder coating not only gives every project a premium appearance, but also ensures a durable and highly resistant surface. Whether classic anthracite, elegant earth tones, or bold trend colors – we can realize almost any RAL shade.

The process creates uniform, scratch-resistant, and weatherproof surfaces that perfectly complement modern architectural concepts. Fences, gates, and architectural elements can be individually adapted to match the color scheme of the house and its surroundings.

We turn your installation into a unique eye-catcher – tailored entirely to your personal vision and color ideas.

# Designbook Newline Luxe Fences

---



## C E R A M I C P A T T E R N S

Our most popular colors



Ceramic gives every project a refined and timeless appearance. Thanks to its resistant surface, our ceramic panels are not only a visual highlight, but also extremely durable and easy to maintain.

Particularly popular are our classic shades in Anthracite, White, Grey, Corten, and Black. These color tones perfectly complement modern architectural concepts and can be harmoniously combined with powder coatings, glass, or aluminum.

Whether elegant, minimalist, or bold – with our ceramic patterns, you can create individual accents and give your installation a distinctive character.

# Designbook Newline Luxe Fences



**OUR FAVORITES  
AND MANY MORE  
AVAILABLE  
TIMELESS CERAMIC COLORS  
FOR EVERY STYLE AND  
EVERY ARCHITECTURE**





BEGINNING

# ENTRANCE PORTALS

# 07

# E N T R A N C E P O R T A L S

---

## E l e g a n c e a n d f u n c t i o n

A door is far more than just an entrance. It is the calling card of a home. Even before visitors step across the threshold, the portal conveys a first impression of the style, quality, and character of the entire architecture.

Whether minimalist-modern with clean lines or representative with striking details, an entrance portal creates a frame and stage for the entryway. It connects the front door with the overall architectural concept and, if desired, integrates elements such as side panels, skylights, lighting, house numbers, or mailboxes – transforming a simple door into a strong design statement.

In high-quality executions, entrance portals are crafted from durable materials such as aluminum, steel, ceramic, or glass – materials that not only impress visually, but also withstand weather and time. Modern technology, including video and intercom systems, smart-lock solutions, and LED lighting elements, can be seamlessly integrated, making the portal the intersection of design and functionality.

An entrance portal is therefore not just an entry point, but an architectural statement – individually planned and tailored to the wishes of the residents.

# Designbook Newline Luxe Fences

## ARCHITECTURE IN DETAIL

Not just a door, but a portal with character – a statement of elegance, precision, and the highest level of quality.

## FORM AND FUNCTION UNITED

An entrance portal that not only protects, but is seamlessly integrated in style – clean lines, concealed technology, and a strong architectural expression.


## MILLIMETER-PRECISE CUSTOMIZATION

Even the smallest details, such as the slight projection of the Cubero elements, are precisely planned and give the installation its distinctive depth.

## INDIVIDUAL SAMPLING

From material selection to surface texture: every detail is sampled and coordinated so that the entrance, portal, and fence appear as one seamless composition.

### Massive sliding gate



Premium aluminium cantilever sliding gate

### Massive double-leaf gate



Solid in structure. Pure in design.

### Massive fence element



Horizontal structure meets structural strength

### Door portal simple door handle



Minimal. Functional. Precisely crafted.

### Door portal long door handle



Bold and architectural.

### Door portal slim door handle



Reduced to the essential.

**Collection Massive**



[www.newline-fences.com](http://www.newline-fences.com)

**Sliding Gate  
Pure**



Pure surface. Clear geometry.

**Double-leaf door  
Pure**



Balanced proportions.  
Absolute clarity.

**Pure door portal  
brown**



Warm material contrast. Pure form.

**Door portal  
simple door handle**




Subtle. Functional. Timeless.

**Door portal  
long door handle**



Vertical emphasis. Refined presence.

**Door portal  
slim door handle**



Reduced to precision.

**Collection Pure**



[www.newline-fences.com](http://www.newline-fences.com)

**Sliding Gate  
Linearo**



Vertical rhythm. Modern clarity.

**Double-leaf door  
Linearo**



Defined by lines. Built for balance.

**Fence panel  
Linearo**



Structured elegance. Clear identity.

**Door portal  
simple door handle**



Minimal. Functional. Integrated.

**Door portal  
long door handle**



Vertical accent. Strong presence.

**Door portal  
slim door handle**



Slim detail. Precise integration.


**Collection Linearo**



[www.newline-fences.com](http://www.newline-fences.com)

# D O U B L E - L E A F G A T E S

---



BLACK / LIGHT STONE  
LOOK





All sliding gates in our collection can also be implemented as a double-leaf version. This flexibility allows for individual adaptation to the architecture and the property. By combining clear functionality with luxurious design, we create solutions that are not only practical but also make a strong architectural statement.



AMBER WOOD /  
ANTHRACITE



# SLIDING GATES

---



# I N S P I R A T I O N

---






# FENCE SYSTEM



# M S I N S P I R A T I O N

---




# R O O F I N G   S Y S T E M

---



# M S I N S P I R A T I O N


---





# INSPIRATION PROJECTS

08



# I N S P I R A T I O N   P R O J E C T S

Timeless clarity meets urban aesthetics

Our inspiration projects demonstrate how versatile and unique modern fencing and gate systems can be designed. They serve not only as references, but also as a source of ideas for new concepts and individual solutions. Each project tells its own story and illustrates how design, technology, and materials harmonize perfectly.


Whether subtle LED accents, clean lines with Cubero elements, or combinations of wood, aluminium, and concrete – our projects reflect a wide range of styles. This allows clients to visualize how their own installation could look and to transfer specific details directly into their personal vision.

Inspiration projects prove that modern architecture knows no limits. They combine creativity with functionality and show that every installation – whether an entrance portal, sliding gate, or complete fence line – can be individually tailored to the property and the client's wishes.

The result is not only functional protection, but an architectural statement that inspires for years to come.

## Traditional with stainless steel handrail

The elements of the Arete Horizon system are durable and successfully replace traditional wooden slats. In this project, dark grey aluminium fence panels were combined with straight clinker brick walls in distinctive colors. The cohesive visual effect is further enhanced by additional design elements. The gate is equipped with a stainless steel handrail and hinge-side covers. Access to the property is provided by a classic automatic double-leaf gate. On the side section of the fence, a second gate leads to a separate area designated for waste bins.



# Designbook Newline Luxe Fences

This project demonstrates how a fence can define the entire architectural character of a property. Dark aluminium panels combined with warm brick textures create a striking contrast that conveys both strength and elegance. The interplay between modern metal elements and classic masonry adds depth and distinctive character robust yet inviting.

An automatic gate, subtle pedestrian doors, and harmoniously integrated functional areas blend seamlessly into the overall concept. The fence becomes more than a boundary; it becomes a defining architectural element.




# Unique Fence Classic

For those who want more than just a fence.

Our Unique Fences are more than simple boundaries. They are a statement. Created for individuals who value individuality and refined style.

Choosing such a concept means choosing more than a standard solution — it means selecting a design that expresses character and reflects personal ambition.





**A distinguished gateway to identity:  
Unique Fence Elegant**

The Unique Fence Elegant project impresses with a harmonious blend of clarity and refinement. The clean lines, created through slimmer aluminium profiles, emphasize modern elegance, while the use of generously proportioned posts with refined cladding adds depth and character.

Special attention is drawn to the entrance area:

The gate elements, featuring delicate milling details and gold handle accents, give the property a striking presence without creating an impression of excess.

This subtle interplay between representation and understated elegance makes the design particularly captivating.





**UNIQUE  
FENCE**

The choice of light-colored, durable cladding for the posts demonstrates that attention was given not only to aesthetics, but also to functionality and longevity. Combined with weather-resistant aluminium profiles, the result is a fence that looks refined while delivering outstanding performance.

Such a design does not merely serve as a protective boundary around a property it becomes part of the architectural language of the entire residence. It speaks with clarity, sets deliberate accents, and lends the entrance area a sense of dignity and exclusivity.

# Automobile Center Rhein-Neckar

For the Automobile Center Rhein-Neckar, a representative entrance and privacy concept was created that combines functionality with architectural elegance. Vertically arranged aluminium profiles with dark cladding create a distinctive linear design and reinforce the corporate identity of the location.

The result is an entrance area that unites security, design awareness, and technical precision in perfect harmony.



The clear design language is enhanced by precise detailing that reflects the high standards of the project. Lighting elements integrated into the vertical structure emphasize the linear composition even at night, adding a distinctive sense of depth to the entrance area. Integrated technical modules, such as the custom-made IP video unit and a flush-mounted parcel and mail solution, combine functionality with consistent design execution.

The entire installation was conceived to blend harmoniously with the existing architecture of the automobile center while simultaneously creating an independent, modern statement. High-quality materials, carefully finished surfaces, and a consistent focus on precision make the design an example of architectural excellence within an industrial context.

The result is not merely a privacy screen, but a design element with identity — welcoming visitors and customers alike while translating the brand values of the automobile center into architectural form: clarity, dynamism, and durability.

CUBERO

NEWLINE  
FENCES



 **AUTOMOBIL ZENTRUM**



## Architecture meets identity

This project strikingly demonstrates how thoughtful design can transform the character of a building.

On the left, the original condition is visible: a functional yet inconspicuous concrete fence — light in color, simple, and lacking architectural depth.

On the right, the property after its transformation with the Vertico fence system: clean vertical lines, dark refined surfaces, and precise transitions between stone and metal.

The combination of modern design language and high-quality materials gives the property an entirely new presence — elegant, powerful, and perfectly aligned with the façade.

A strong evolution from plain to sophisticated — where there was once pure function, there now stands a modern statement of quality and design.

# Container design reinterpreted

**Industrial strength meets refined ceramic – unique, individual, timeless.**

Raw, powerful, and at the same time elegant the container steel look combined with high-quality ceramic cladding makes a clear statement. This distinctive design merges the striking structure of industrial containers with the refined surface of exclusive ceramic panels.

Each module is individually manufactured according to the client's wishes. Whether in light, dark, or warm tones, the range of possibilities is almost limitless.



The result is a façade that is not only robust and durable, but also sets stylish accents and gives your entrance area a distinctive character.



# Individuality in every detail



Video IP system integrated into a monolithic element



House number as a design element  
Precision-milled and flush-mounted



Mailbox module with integrated camera and clean lines



BEGINNING

MAINTENANCE

09

# Fully supported from start to finish – your fence in perfect condition

## Regular inspections for long-lasting perfect performance.


### Regular Inspections for Long-Lasting Performance

With our professional service package, we provide comprehensive care for your fencing, gate, and technical modules. From spring inspections to winter preparation, we ensure your system operates reliably while maintaining its visual appeal.

Technical components are subject to natural wear and environmental stress. Through regular inspections, we detect early signs of wear, resolve mechanical issues, and prevent major damage before it occurs. This guarantees long-term functionality and protects your investment.

Before seasonal climate changes (winter onset or spring thaw), we carry out targeted inspections, including:

- Functional testing of gate and drive systems
- Inspection of seals and connections
- Lubrication of moving components
- Visual inspection for corrosion, deformation, or material fatigue





[BEGINNING](#)

CONTACT &  
TEAM

10



  
**NEWLINE**  
F E N C E S

امان 



Maktoum Road Building  
Rega Al Buteen



052 720 9514



[info@newline-fences.ae](mailto:info@newline-fences.ae)

Dubai 2026