



2026 MOTORHOMES

**WILDAX**  
MOTORHOMES

[www.wildaxmotorhomes.com](http://www.wildaxmotorhomes.com)

# CONTENTS

OUR COMMITMENT .....	04
THE WILDAX FAMILY .....	05
ALTAIR RANGE .....	07
EQUINOX RANGE .....	09
METEOR RANGE .....	11
ALTAIR RANGE .....	13
AURORA RANGE .....	15
CONSTELLATION RANGE .....	17
EUROPA RANGE .....	19
PULSAR RANGE .....	21
UPGRADE PACKS .....	23
OUR DEALERSHIPS .....	24
WARRANTY AND AFTERSALES .....	25



WILDAAX  
MOTORHOMES









# OUR COMMITMENT

At WildAx, we believe that touring is about more than just moving from one destination to the next. Since 2006, we have built motorhomes with the journey in mind, growing from just two to a full team of staff. Behind every WildAx is a workforce that care deeply about the spaces they create and the stories that will unfold within them. Our role is to give you the confidence and comfort to enjoy every mile, knowing that your motorhome has been made with adventures in mind.

Our commitment is to design and build motorhomes that make those journeys possible without compromising on the extras. Craftsmanship is at the heart of everything we do. We believe that practicality should go hand-in-hand with beautiful finishes.

But this goes beyond the build. Choosing a motorhome is a long-term decision and we're here to support you every step of the way. We put our all into thoughtful innovation as well as our after-sales department, making sure that your WildAx grows with you, season after season.

We're proud to be part of a community of people who share our passion for exploration. Every WildAx on the road is a reminder of the journeys yet to come. When you choose WildAx, you join a family of adventurers who believe that the best memories are made when you follow your own path.

# WV THE WILD

EQUINOX

METEOR

ALTAIR

CONSTELLATION





# AX FAMILY

AURORA

EUROPA

PULSAR

SOLARIS



# EQUINOX RANGE



## EQUINOX

4 BELT, 4 BERTH, 5.99m

## EQUINOX 4x4

4 BELT, 4 BERTH, 5.99m



### STANDARD SPECIFICATIONS

100 litre winterised freshwater tank

51 litre winterised waste water tank

Gas locker for 6kg gas bottle

Truma Combi D4 Diesel/ Electric hot water and blown air heating

Touch screen iNetX controller for Truma Boiler

Choice of furniture finish

Multiple heating outlets

100Ahr Lithium leisure battery with Bluetooth BMS

LED Lighting

Cab Remis window blinds

Digital aerial with interior 12v aerial socket

Truma level control - Phone app gas bottle level indicator

### KITCHEN

2 burner hob with oven/grill

90L fridge/freezer

Microwave

Sink with drainer

Flip top bin

Multiple storage drawers and cupboards

### WASHROOM

Shower/Sink with mixer tap and rinser rail

Mirror

High level hanging rail

Cassette toilet

Towel/ toilet roll holder

Storage area

Roof window/vent

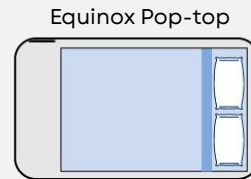
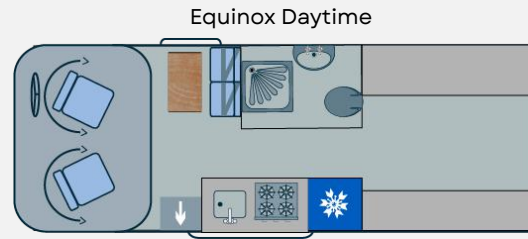
### EXTERIOR

Electric slide out step

200W solar panel



The central dinette in the Equinox is a versatile hub for meals and games on the road. Both seats are belted and located just behind the cabin seats.



The Equinox is built for families who love to get out and explore together. The pop-top roof creates a sleeping space above, while the spacious double bed below offers comfort for parents or guests. At the center, the lounge dinette brings everyone together.

Powered by the Ford Transit and available with 4x4 capability, the Equinox gives you the confidence to head beyond the everyday journey. Fully winterised tanks and diesel/electric heating mean that you can travel in comfort all year round.

Built on the iconic Ford Transit, the Equinox is a 4-berth, 4-belt motorhome. Celebrating an amazing over 40 year history of the Ford Transit, the Equinox has 130BHP as standard. This can be upgraded to 165BHP for that little bit extra.





# METEOR RANGE



## METEOR

2 BELTS, 2 BERTHS, 5.99m



### STANDARD SPECIFICATIONS

100 litre winterised freshwater tank

51 litre winterised waste water tank

Gas locker for 6kg gas bottle

Truma Combi D4 Diesel/ Electric hot water and blown air heating

Touch screen iNetX controller for Truma Boiler

Standard Sockets - 3 x 230v, 1 x 12v, 2 x USB

100Ahr Lithium leisure battery with Bluetooth BMS

LED Lighting

Digital aerial with interior 12v aerial socket

Truma level control - Phone app gas bottle level indicator

Automatic 12v Electric Step

### KITCHEN

3 burner hob with oven/grill

90L fridge/freezer

Sink with glass lid

Large storage cupboards

### WASHROOM

Shower/Sink with mixer tap and rinser rail

Mirror

Cassette toilet

Storage cupboard

Various wall mounted accessories

Heating

### LIVING AREA

Large twin sofas

LED reading light

### EXTRAS

200W solar panel

### OPTIONAL EXTRAS

Roll out awning

External gas outlet

Bike Racks (2 Bikes)

Nature pure filter and tap

VOLT pack

Skyview curved over-cab window and blind

**\*All items listed in bold.**



The Meteor kitchen makes the most of its space with a generous worktop and practical storage. It's designed so you can cook, prepare and store with ease.



Built on the Iconic Ford Transit, the Meteor is a spacious 2-berth motorhome. The Meteor has 130BHP as a standard. This can be upgraded to 165BHP. It is also supplied on the 6-speed manual but, this can be upgraded to 8-speed automatic.

## TRAVEL LIGHT, LIVE LARGE.

The Meteor offers a spacious rear lounge with two large sofas that easily convert into your choice of twin single beds or a generous king-sized bed.

A well-equipped washroom with a roomy shower, cassette toilet, handbasin, and storage cupboard keeps everyday routines simple, while the kitchen offers more than enough space for your belongings. Cleverly designed overhead lockers, under-seat storage, and high-level cupboards make sure that everything has its place.





# ALTAIR RANGE

## STANDARD SPECIFICATIONS

100 litre winterised freshwater tank  
80 litre winterised waste water tank  
LED lighting all around  
Automatic 12V electric step  
Truma Combi 4D diesel electric  
Lithium leisure battery system  
400 Watt solar panels  
External LED light  
Sliding door fly screen  
Pleated cab window blinds  
Fully winterised body shell  
LED daytime running lamps  
Automatic rain sensor windscreen wipers  
Rotating cab seats  
SAT NAV

## KITCHEN

Twin induction hob  
Full height fully electric fridge/freezer  
Microwave  
Sink with glass lid  
Storage larder and drawers

## WASHROOM

Shower with mixer tap and rinser rail  
Sink with mixer tap  
Mirror  
High level hanging rail  
Cassette toilet  
Towel/ toilet roll holder  
Storage area  
Roof window/vent

## LIVING AREA

Front sofa seating area  
LED lighting

### ALTAIR RL

4 BELTS, 3 BERTH, 6.84m

### ALTAIR RS

2 BELTS, 2 BERTH, 6.84m





Altair features a twin induction hob, full-height fridge/freezer, microwave, and generous storage. With no gas on board, everyday living is powered by a combination of electric and diesel systems.



## POWERED FOR EVERY JOURNEY

Altair is designed for travellers who want confidence to go further. It has a fully electric setup. Cooking, heating, and everyday comforts run through a reliable electric and diesel system, supported by solar and advanced battery technology with no gas onboard.

At almost 7m, the Altair range gives you the space to unwind, while still remaining practical for touring an everyday travel. Inside, every detail has been designed to make the most of its generous proportions. Grade 3 insulation throughout, the Altair stays cosy in winter and cool in the summer, ready for year-round adventure.

Powered by the renowned MAN TGE, combining strong performance with everyday driveability. It has automatic rain sensor wipers and a fully winterised body. The MAN chassis also provides excellent payload capacity with a GVW of 3500kg.













# AURORA RANGE



## AURORA

3 BELTS, 3 BERTHS, 5.99m LONG

## AURORA LEISURE

3 BELTS, 3 BERTHS, 5.99m LONG

## AURORA XL

3 BELTS, 3 BERTHS, 6.36m LONG

## AURORA XL

3 BELTS, 3 BERTHS, 6.36m LONG



## STANDARD SPECIFICATIONS

- 100 litre winterised freshwater tank
- 100 litre winterised waste water tank
- Gas locker for 6kg gas bottle
- Truma Combi D4 Diesel/ Electric hot water and blown air heating
- Touch screen iNetX controller for Truma Boiler
- Standard Sockets - 3 x 230v, 1 x 12v, 2 x USB
- Choice of furniture finish
- Multiple heating outlets
- 100Ahr Lithium leisure battery with Bluetooth BMS
- LED Lighting
- Storage pockets
- Cab Remis window blinds
- Digital aerial with interior 12v aerial socket
- 2 x double glazed tilt/slide roof windows
- Truma level control - Phone app gas bottle level indicator

## KITCHEN

- 3 burner hob with oven/grill
- 90L fridge/freezer/ 152L fridge/freezer (XL)
- Microwave (XL Only)
- Extra slide out worktop
- Sink with mixer tap
- Flip top bin
- Large storage cupboards

## WASHROOM

- Shower/Sink with mixer tap and rinser rail
- Mirror
- High level hanging rail
- Cassette toilet
- Towel/ toilet roll holder
- Storage area
- Roof window/vent

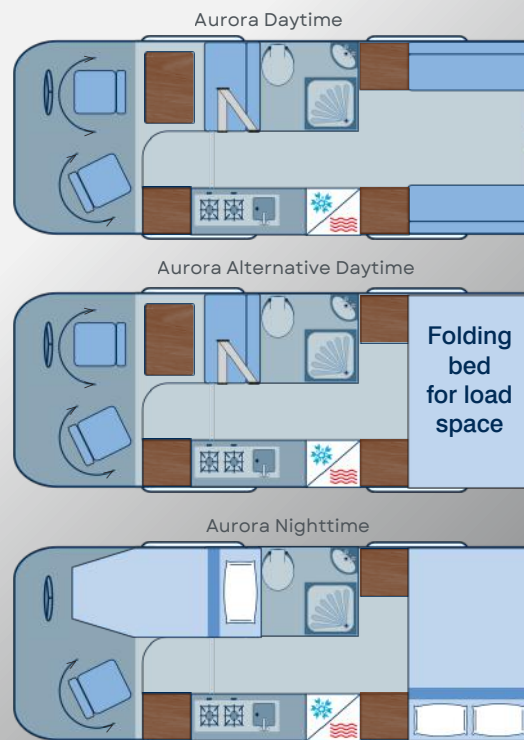
## EXTERIOR

- LED awning light
- Electric slide out step
- 200W solar panel



Aurora is designed to make everything straightforward. It has a mix of gas, diesel, and electric systems. Aurora offers familiarity and flexibility for all types of travel. Controlled via the iNetX touchscreen panel, the Truma Combi D4 system delivers efficient heating. Multiple outlets throughout the living space make Aurora a confident choice for year-round use.

The kitchen in the Aurora is gas-based with a three-burner hob, plus oven and grill. The setup gives you the freedom to cook whatever, wherever. It also has a 90L fridge/freezer as a standard. For those needing more space, the Aurora XL upgrades this to a 152L fridge/freezer as well as a microwave.



Aurora is built on the trusted Fiat Ducato, long regarded as the benchmark in the motorhome world for its reliability and drivability. With a GVW of 3500kg, it offers plenty of capacity while remaining easy to handle on the road. Within this range, there is a 6-speed manual transmission or an 8-speed automatic transmission.



There are deep drawers and clever cupboard layouts that keep everything within easy reach. Smart storage means more space for what really matters.



# CONSTELLATION RANGE



## CONSTELLATION 3

3 BELTS, LARGE PERMANENT SOFA, BED  
SIZE UP TO 6ft 4, 5.99m

## CONSTELLATION 4

SEMI PERMANENT SOFA. BED SIZES UP TO  
6FT 4, 5.99

## CONSTELLATION 3 XL

As above with longer kitchen, more storage  
and larger wardrobe, 6.39m

## CONSTELLATION 4 XL

As above with longer kitchen, more storage  
and larger wardrobe 6.39m



## STANDARD SPECIFICATIONS

- 100 litre winterised freshwater tank
- 100 litre winterised waste water tank
- Gas locker for 6kg gas bottle
- Truma Combi D4 Diesel/ Electric hot water and blown air heating
- Touch screen iNetX controller for Truma Boiler
- Standard Sockets - 3 x 230v, 1 x 12v, 2 x USB
- Choice of furniture finish
- Multiple heating outlets
- 100Ahr Lithium leisure battery with Bluetooth BMS
- Storage pockets
- Cab Remis window blinds
- Digital aerial with interior 12v aerial socket
- Truma level control - Phone app gas bottle level indicator

## KITCHEN

- 3 burner hob with oven/grill
- 152L fridge/freezer
- Microwave
- Sink with drainer
- Flip top bin
- Large storage cupboards

## WASHROOM

- Shower/Sink with mixer tap and rinser rail
- Mirror
- High level hanging rail
- Cassette toilet
- Towel/ toilet roll holder
- Storage area
- Roof window/vent

## EXTERIOR

- LED awning light
- Electric slide out step
- 200W solar panel
- Colour coded front bumpers



The Constellation lounge is bright and comfortable with LED lighting all around, giving you the perfect space to relax, dine, or enjoy the view.



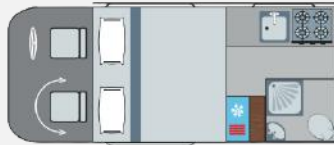
Constellation 3 Daytime



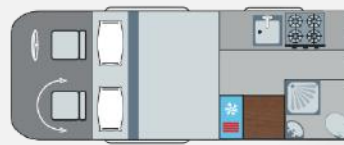
Constellation 4 XL Daytime



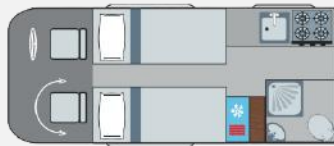
Constellation 3 Night time



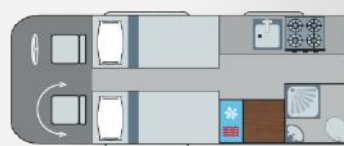
Constellation 3/4 XL Night time



Constellation 3 Night time



Constellation 3/4 XL Night time



The Constellation is a spacious 2-berth design with a large open sofa area and a huge kitchen. The cab seats rotate to face the lounge, giving you an area to relax. The lounge easily transforms into either single beds or a large double. In the kitchen, there is a storage area. A tall 152 litre fridge/freezer and microwave are also standard.

The XL version offers enhanced storage options and a longer kitchen area. We have 2 standard layouts over 2 lengths, giving a range of 4 models in total.

Constellation is built on the trusted Fiat Ducato, long regarded as the benchmark in the motorhome world for its reliability and drivability. With a GVW of 3500kg, it offers plenty of capacity while remaining easy to handle on the road. Within this range, there is a 6-speed manual transmission or an 8-speed automatic transmission.





# EUROPA RANGE



## EUROPA

2 BELTS, 2 BERTHS, 5.99m

## EUROPA XL

2 BELTS, 2 BERTHS, 6.36m



### STANDARD SPECIFICATIONS

100 litre winterised freshwater tank  
100 litre winterised waste water tank  
Gas locker for 6kg gas bottle  
Truma Combi D4 Diesel/ Electric hot water and blown air heating  
Touch screen iNetX controller for Truma Boiler  
LED lighting  
Automatic 12v electric step  
100Ahr Lithium leisure battery with Bluetooth BMS  
Digital aerial with interior 12v aerial socket  
Truma level control - Phone app gas bottle level indicator

### KITCHEN

3 burner hob with oven/grill  
152L fridge/freezer  
Microwave  
Sink with glass lid  
Sliding larder and drawers

### WASHROOM

Cassette toilet  
Shower/Sink with mixer tap and rinser rail  
Storage Cupboard  
Heating  
Various wall mounted accessories

### LIVING AREA

Large U-Shaped sofa  
LED reading lights

### EXTRAS

200W solar panel



The Europa has been designed with detail in mind, with a bright and modern feel inside. The rear seating area is a large and comfortable space which can transform into either 2 single beds or a large 6ft 4" double. The combination of side and roof windows enhances the open feeling in the van. The layout has an inviting U-shaped lounge with ample seating for 4 people. Additionally, the cab seats rotate to offer a front seating area.

The kitchen offers a huge fridge/freezer, microwave, 3-burner hob, and oven with great storage areas in the form of drawers and a sliding larder.

Europa Daytime



Europa Nighttime



Europa is built on the trusted Fiat Ducato, long regarded as the benchmark in the motorhome world for its reliability and drivability. With a GVW of 3500kg, it offers plenty of capacity while remaining easy to handle on the road. Within this range, there is a 6-speed manual transmission or an 8-speed automatic transmission.



The washroom of the Europa is made from custom-designed hard-wearing fibreglass and uses our unique waterproof door.



# PULSAR RANGE



## PULSAR

4 BELTS, 2 BERTH, 5.4m



### STANDARD SPECIFICATIONS

100 litre winterised freshwater tank

80 litre winterised waste water tank

Gas locker for 6kg gas bottle

Truma Combi D4 Diesel/ Electric hot water and blown air heating

Touch screen iNetX controller for Truma Boiler

Standard Sockets - 3 x 230v, 1 x 12v, 2 x USB

Choice of furniture finish

Digital timer controls for heating

Multiple heating outlets

100Ahr Lithium leisure battery with Bluetooth BMS

LED Lighting

Cab Remis window blinds

Digital aerial with interior 12v aerial socket

Double glazed roof window

Truma level control - Phone app gas bottle level indicator

### KITCHEN

3 burner hob with oven/grill

90L fridge freezer

Sink with mixer tap

Large storage cupboards

### WASHROOM

Shower/Sink with mixer tap and rinser rail

Mirror

High level hanging rail

Cassette toilet

Towel/ toilet roll holder

Storage area

Roof window/vent

### EXTERIOR

LED awning light

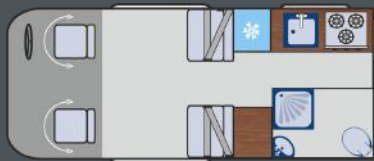
Electric slide out step

200W solar panel

Colour coded front bumper



Pulsar Daytime



Pulsar Nighttime Twin



Pulsar Nighttime Double



The Pulsar is a true car replacement motorhome. Unlike many similar-sized motorhomes, the Pulsar comes equipped with a full kitchen, washroom, and shower, along with an adult-sized double bed and 4 belted travel seats. The Pulsar also has loads of storage space for all your belongings and generous storage in the kitchen with high-level cupboards all around.

The kitchen has a 3-burner hob, oven and grill with a good-sized sink and 90-litre fridge/freezer. The kitchen also boasts lots of storage drawers for food and personal belongings. There is a tall wardrobe for hanging space.

Pulsar is built on the trusted Fiat Ducato, long regarded as the benchmark in the motorhome world for its reliability and drivability. With a GVW of 3500kg, it offers plenty of capacity while remaining easy to handle on the road. Within this range, there is a 6-speed manual transmission or an 8-speed automatic transmission.



The rear travel seats slide in seconds to make up 2 single beds or a large double. They also make two sofas so that you can sit and relax.

**COMPACT, NEVER  
COMPROMISED.**



# SOLARIS RANGE

**SOLARIS**  
4 BELTS, 4 BERTHS, 5.99m  
**SOLARIS XL**  
4 BELTS, 4 BERTHS, 6.36m



## STANDARD SPECIFICATIONS

100 litre winterised freshwater tank  
100 litre winterised waste water tank  
Gas locker for 6kg gas bottle  
Truma Combi D4 Diesel/ Electric hot water and blown air heating  
Touch screen iNetX controller for Truma Boiler  
Choice of furniture finish  
Multiple heating outlets  
100Ahr Lithium leisure battery with Bluetooth BMS  
LED Lighting  
Cab Remis window blinds  
Digital aerial with interior 12v aerial socket  
Double glazed roof windows  
Truma level control - Phone app gas bottle level indicator

## KITCHEN

Full height cooker with 3 burners  
90L Fridge/freezer OR 152L (XL Only)  
Microwave (XL ONLY)  
Sink with drainer  
Flip top bin  
12v Socket  
Multiple storage drawers and cupboards

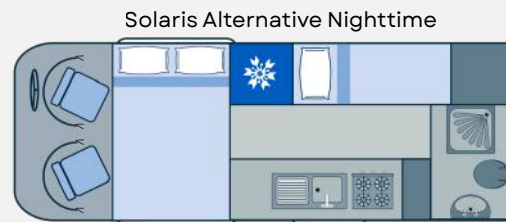
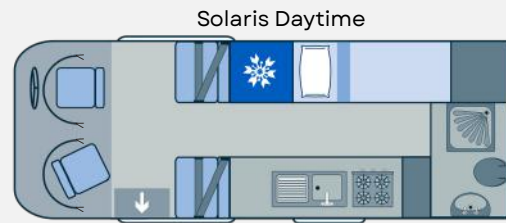
## WASHROOM

Shower/Sink with mixer tap and rinser rail  
Mirror  
High level hanging rail  
Cassette toilet  
Towel/ toilet roll holder  
Storage area  
Roof window/vent

## EXTERIOR

LED awning light  
Electric slide out step  
200W solar panel  
Colour coded front bumper





The award-winning Solaris XL offers a highly flexible design for a family of 4. With long bunk beds in the rear and a full double bed in the front, everyone has a place in the Solaris. There is a full-size kitchen with lots of storage and worktop space, incorporating a full-height fridge/freezer, oven and, sink.

This design offers drawers in the place of cupboards, where possible, to give greater access to storage in the harder-to-reach places. Another storage area can be found at the rear, behind the bunks, to give a range of options throughout.

Solaris is built on the trusted Fiat Ducato, long regarded as the benchmark in the motorhome world for its reliability and drivability. With a GVW of 3500kg, it offers plenty of capacity while remaining easy to handle on the road. Within this range, there is a 6-speed manual transmission or an 8-speed automatic transmission.





# DEALERSHIPS

WildAx Factory 01422 372111	Head Office & Factory, Elland HX5 9HD <a href="http://www.wildaxmotorhomes.com">www.wildaxmotorhomes.com</a>
ES Hartley Cumbria 01539 822450	Ings, Kendal, LA8 9PY <a href="http://eshartleygroup.co.uk/motorhomes">eshartleygroup.co.uk/motorhomes</a>
ES Hartley Ellesmere 0151 3506870	Elllesmere Port CH 65 3DD <a href="http://eshartleygroup.co.uk/motorhomes">eshartleygroup.co.uk/motorhomes</a>
Maple Leisure 01964 670392	Aldbrough Road, Flinton, Hull, HU11 4NA <a href="http://maplegarage.co.uk">maplegarage.co.uk</a>
Nick Whale Motorhomes 01386 870852	Evesham, WR11 8SN <a href="http://nickwhalemotorhomes.co.uk">nickwhalemotorhomes.co.uk</a>
Southern Motorhomes 0800 0283417	Brickfields Industrial Estate, Kiln Ln, Bracknell RG12 1NA <a href="http://southernmotorhomes.co.uk">southernmotorhomes.co.uk</a>
Wiltshire Caravans 01373 752100	36 Headquarters Rd, West Wilts Trading Estate, Westbury, BA13 4JR <a href="http://wiltshirecaravans.co.uk">wiltshirecaravans.co.uk</a>
Highbridge Newton Abbot	Higher Brooks Plantation, Teigngrace, Newton Abbot, TQ12 6QZ <a href="http://highbridgecaravans.co.uk">highbridgecaravans.co.uk</a>
Highbridge Caravan Centre	Bristol Rd, Highbridge, TA9 4EX <a href="http://highbridgecaravans.co.uk">highbridgecaravans.co.uk</a>
Geoff Cox Leisure 01332 781562	Derby Road, Marehay, Ripley, DE5 8JN <a href="http://geoffcox.co.uk/leisure">geoffcox.co.uk/leisure</a>
Thompson Leisure 028 9269 3999	21 Rowantree Road, Dromore, Northern Ireland, BT25 1NN <a href="http://thompsonleisure.com">thompsonleisure.com</a>
Specialist Vehicles GB 07377 577376	Rye Wharf, Rye Harbour Road, East Sussex TN31 7TE <a href="http://specialistvehiclesgb.co.uk">specialistvehiclesgb.co.uk</a>
Motorhome Escapes 0131 600 0974	Royston Lodge, Bathgate, EH48 1JX <a href="http://motorhomeescapes.co.uk">motorhomeescapes.co.uk</a>
Highland Campervans 01667 457304	Kerrowaird Steading, Dalcross, Inverness, IV2 7JQ <a href="http://highlandcampervans.com">highlandcampervans.com</a>
D G Motorhomes 01354 692344	Delve Farm, New Rd, Chatteris PE16 6XP <a href="http://dgmotorhomes.co.uk">dgmotorhomes.co.uk</a>

# FIND YOUR WILDAX ADVENTURE

VISIT YOUR LOCAL DEALERSHIP TODAY



**WILDAX**  
MOTORHOMES

[www.wildaxmotorhomes.com](http://www.wildaxmotorhomes.com)











# UPGRADE PACKS

OPTIONAL EXTRAS TO MAKE YOUR WILDAX UNIQUE

We also offer carefully developed upgrade packs for your motorhome, giving you the option to personalise your motorhome with features that adapt to the way you like to travel.

From advanced power systems to premium design touches, these packs are created to make your time on the road feel even more rewarding than ever.

The result? A motorhome built around you. When you're investing in touring, every detail should feel exactly right.

## VOLT PACK

Designed around an advanced Clayton power system, this upgrade gives you the ability to provide full mains electricity in the wild. This upgrades the standard specifications to a large lithium battery and a larger inverter. The result is simple: more power, for more time, with less worry.

The Volt Pack is available across our WildAx motorhomes. Speak to your local dealer to discover how the Volt Pack can give your adventures the energy they deserve.

## SKYVIEW PACK

The Skyview upgrade has been designed to transform the feel of your WildAx from the moment you step inside. The fixed panoramic glass panel spans the top of the cabin, opening up the space with natural light and giving a clear view of the world above.

It is seamlessly integrated into the vehicle, so there's no compromise on insulation or comfort.

The Skyview Pack is available across our WildAx motorhomes. Speak to your local dealer to discover how the Skyview Pack can transform your space.









# WARRANTY & AFTER SALES

Investing in peace of mind is another standard with WildAx. When you purchase a motorhome with us, journeys will feel easier than ever, knowing you're supported by a warranty and after-sales service. You focus on the adventure, we'll focus on the admin.

We provide a comprehensive three-year warranty as standard, giving you the long-term reassurance from the very first day of ownership. Our commitment to you doesn't stop at a promise on paper. At the heart of our business is a dedicated aftersales department, based at our Elland headquarters, who are here to support you long after you've driven away. You won't be directed to a faceless call center; you'll be in touch directly with WildAx, speaking to people who know your vehicle inside and out.

Our after-sales team pride themselves on their personal service, so every query sent to us is handled with care, attention and, urgency. Whether you have a simple question about how something works or need help arranging a repair under warranty, our goal remains the same - to resolve issues quickly so you can get back on the road.

If you ever need our after-sales support, the process is designed to be as simple and stress-free as possible. All you need to do is email us [at aftersales@wildaxmotorhomes.com](mailto:aftersales@wildaxmotorhomes.com). If a repair is needed, we'll arrange it either at our headquarters or through one of our trusted WildAx dealerships across the UK.

You can choose whichever is most convenient for you, not just the one you purchased from. Our goal is always speed, clarity and, care when it comes to our after-sales department. We also follow up to make sure repairs have been handled to the highest standard, making sure you feel supported long after the work is complete. The process is straightforward, the service is attentive and the focus is always on keeping your adventures worry-free.





# GO EXPLORE WITH WILDAX MOTORHOMES



This brochure is for general guidance only and does not constitute a contractual offer by WildAx Motorhomes. WildAx deserves the right to amend specifications and pricing without prior notice in response to market and supply conditions. Your WildAx retailer will confirm the latest details before you make a purchasing decision, but retailers are not authorised to make binding commitments or representations on behalf of WildAx. Decorative items and household goods shown in photography are for illustrative purposes only and are not supplied with your motorhome. Colours, materials and finishes may vary from those shown due to printing and photographic limitations. WildAx endeavours to ensure accuracy, but typographical, photographic and pricing errors do sometimes occur. Optional extra accessories are shown for illustration only and may incur an additional cost.

PRINTED JANUARY 2026



[www.wildaxmotorhomes.com](http://www.wildaxmotorhomes.com)