

2023 / 2024 CATALOG



www.midcoproducts.com



Due to unforeseen circumstances and volatility in the market we can no longer post prices in our catalog.

Please call or email us for a quote on our products.

We apologize for this inconvenience and will work our hardest to ensure quality customer service in this unprecedented time.

- 4 FIRM OR BUSINESS APPLICATION**
- 5 AUTHORIZATION TO RELEASE CREDIT INFORMATION**
- 6 ORDER FORM**
- 8 POLICIES & PROCEDURES**
- 10 NEW PRODUCTS FOR MIDCO**
 - Black Aluminum Windows
 - Hunting Blind Windows
 - Heavy Duty D-Handle
- 11 Delden Garage Door
- 12 Aluminum Frame Pebble Door
- 13 Everwin PN90
Everwin PN58-D
Wire Nail Coils
- 14 Aufit
- 15 DOORS**
 - Craftsman 6-Lite Pre-hung
 - Sidelite door Pre-hung
 - French doors
- 16 Door Style & Material
- 17 Door Size Chart
- 18 Window Options
 - Clear Glass
 - External/Internal Grids
- 19 Internal Blinds with Grids
 - Internal Blinds
 - Vented Half-Glass
 - Lock Sets
- 20 Jamb Options
 - Brick Mold Options
 - Threshold and Hinge Options
- 21 Slab Doors
- 22 ROLL-UP DOORS**
- 23 ALUMINUM PRODUCTS**
 - Aluminum Diamond Treadplate
 - Notched & Folded
 - Diamond-Plate Threshold
 - Aluminum Sill Pans
- 24 RAMPS**
 - Diamond Plate Ramp Kit
 - Diamond Plate Ramp Sets
- 26 LUXGUARD**
- 30 DELDEN OVERHEAD DOORS**
 - Overhead Garage Door
 - Insulated Overhead Garage Door
 - Carriage Style Decorative Kit
- 31 ALUMINUM FRAME PEBBLE DOOR**
- 32 TRUSS PLATES & HURRICANE TIES**
 - Truss Plates
 - Post Caps
 - Brackets
 - Hurricane Clips
- 33 JOIST HANGERS & SIMPSON SCREWS**
 - Simpson Screws
 - Joist Hangers
- 34 WINDOWS**
 - Aluminum Square Gable Window
 - Aluminum Octagon Gable Window
 - Aluminum Hunting Blind Window
- 35 Single Pane Transom Window
- Double Pane Transom Window
- 36 Aluminum Playhouse Window
 - Aluminum Double Pane Window
 - Aluminum Florida Approved Window
 - Hunting Blind Windows
- 37 Aluminum Single Pane Window
- 38 Vinyl Double Pane Window
 - American Made Vinyl J-Lap
 - Double Pane Window
- 39 SHUTTERS & FLOWER BOXES**
 - Flower Boxes
 - Board & Batten Shutters
- 40 DRIP-EDGE**
 - Drip-Edge (.0125 x 2.38" x .94")
 - Drip-Edge (2-5/8" x 1" x .019")
 - Drip-Edge (2-5/8" x 1-7/8")
- 41 Z-BAR**
 - Z-Bar
 - Starter Strip
 - Trim Coil
- 42 HINGES, HINGE SCREWS & BUMPERS**
 - Colonial T-Hinge w/Nylon Bushings
 - Decorative T-Hinge w/Nylon Bushings
 - Heavy-Duty T-Hinge without Nylon Bushings
 - Heavy Duty T-Hinge w/Nylon Bushings
 - Heavy-Duty Barn Hinge
 - Heavy-Duty Butt Hinge
 - Hinge Spacers
- 43 Black Decorative Gate Hinge
 - Single Dutch Hinge
 - Super Heavy Duty Barn Hinge
 - #2 Sq Drive Hinge Screw
 - #2 T-25 Torx Drive Hinge Screw
 - Bumpers
- 44 HANDLES**
 - L-Handles
 - T-Handles
 - Master Key Set
 - Inside Handles
- 45 BARREL BOLTS & LATCHES**
 - Barrel Bolts
 - Super Duty Barrel Bolt
 - Heavy Duty Spring Latch Bolt
 - Light Duty Spring Latch Bolt
 - Loop Style Barrel Bolts
 - Gate Hook & Eye
 - Swivel Hasps
 - Chain Bolts
- 46 VENTS & SCREEN DOORS**
 - Arch Top Classic Gable Vent
 - Octagon Gable Vent
 - Recessed Gable vent
 - Aluminum Rectangle Wall Vent
 - Aluminum Louvered Exhaust Vent
- 46 Screen Door Spring Kit
- Zinc Barn and Screen Door Brace
- 47 STRAPPING & ANCHORS**
 - Barb Anchor with Flange
 - Long Mobile Home Anchor w/Double 4" Auger
 - Galvanized Anchor Strap
 - Anchor Double Slot Buckle
 - Anchor Strapping Clip
 - Anchor Strap Bolt & Nut
 - Ratchet Straps
- 48 SCREWS**
 - Hex Washer Head, AF 1/4", #8 Washer,
 - Metal to Wood Screw,
 - Type 17 Cutter
 - Zinc Pan Head Square Drive
 - Particle Board Screw
 - Yellow Zinc Plated
 - Knotbuster Screw
 - Zinc Hex Washer Head Screw
 - Black Round Washer Head Screw
- 49 DOG KENNEL KITS**
- 50 THERMAL ROOF UNDERLAYMENT**
- 51 SIDING & FLOORING**
 - LP ProStruct Floor with SmartFinish
 - LP SmartSide Panel Siding
- 52 TRIM**
 - LP SmartSide Trim
- 53 Mr. Cool**
- 54 Aufit**
- 55 POWER TOOLS & NAILS**
 - Everwin PN90 Wire Coil
 - Framing Nailer
 - Everwin PN58 PN58-D Wire Coil
 - Siding Nailer
 - Wire Nail Coils
- 56 MAKITA POWER TOOLS**
 - Makita 18V LXT Lithium-Ion DriverKit
 - 7 1/4" 15 Amp Corded Circular Saw
 - Makita 18V LXT Sawzall
- 57 ROUTERS & BITS**
 - Makita 3-1/4 HP Plunge Router
 - Makita 2-1/4 HP D-Handle Router
 - Router Bits

Midco Building Products
 1040 Dick Castleman Bypass
 Mayfield, KY 42066
 Phone: 270-247-7447
 Fax: 270-247-4963
 Email: sales@midcoproducts.com



Business Application

Company Name:				
DBA (if Different):				
Contact Person:				
Shipping Address:				
Billing Address:				
Phone:		Fax:		
Email:		Mobile:		
Date Business Established:		Nature of Business:		
Business Structure (Circle One):				
<input type="radio"/> Sole Proprietor		<input type="radio"/> Partnership		<input type="radio"/> Corporation
<input type="radio"/> LLC-C Corp		<input type="radio"/> LLC-S Corp	<input type="radio"/> LLC-Partnership	
		<input type="radio"/> LLC-Single Member		
Taxable:	Yes	No	Exemption Type (State Exemption Form Must be Submitted):	
Purchase Order Required:	Yes	No		
Owner(s) or Stock Holder(s):				
Name	Title	Address	Phone	Email
Requesting Credit:				
Yes	No	Amount of Credit Requested: \$		
Trade References: (Only Required if Requesting Credit)				
Reference #1	Name:			
	Address:			
	Phone:			
	Email/Fax:			
Reference #2	Name:			
	Address:			
	Phone:			
	Email/Fax:			
Reference #3	Name:			
	Address:			
	Phone:			
	Email/Fax:			
Bank Reference	Name of Bank:			
	Address:			
	Phone:			
	Contact Person:			
Authorized Signature:				
Printed Name:				
Title:		Date:		

Authorization to Release Credit Information

I, _____, have recently applied for credit with Mayfield Industrial Door, LLC. I hereby authorize you to release my credit information whether such information is of record or not. I release you and all persons, agencies, agents, employees, firms, companies, or parties affiliated with you from any damages resulting from such information.

This authorization shall remain valid for (30) days from the date of my signature below. Please keep a copy of this release request for your files.

Thank you for your assistance.

Signature: _____ Date: _____

Address: _____

Telephone (day): _____

Telephone (evening): _____

POLICIES & PROCEDURES

ORDERING WITH MIDCO

While ordering from us at MIDCO, we would like your experience to be as smooth and personable as it can be. Our knowledgeable staff can guide you towards the product best suiting your need. While calling may be the best way to place an order, we do have a few options to choose from.

- Call our home office at (270)247-7447
- Fax a completed order form to (270)247-4963
- Email us at sales@midcoproducts.com

SHIPPING/PICKUP

We work closely with customers and common carriers alike to ensure that we offer the best shipping rates we can. For customers purchasing in high quantities, we also have our own trucks which allow us to ship in a more efficient manner. Shipping rates vary state to state and change with load size and current industry rates.

Disclaimer: There are, on occasion, items that are lost and damaged during the shipping process. Please take full inventory of the shipped items and make sure you notate any lost or damaged items on the delivery receipt.

Please contact our claims department (Extension 5) to report damages.

Customers who decide to pick their completed order up from our facility must give us a notice by calling one day before their desired pickup date. This will give us the proper amount of time to prepare your order and expedite the pickup process.

LOST OR DAMAGED FREIGHT

In order to keep costs at a minimum, we ask you to inspect all freight before signing delivery receipt. If you notice anything damaged or missing, you (not the driver) need to notate what is missing or damaged on the delivery receipt. Please be as specific as possible when doing so. If at all possible, take pictures of the damage. Send pictures and copy of delivery receipt to shipping@midcoproducts.com, or fax them to 270-247-4963. Failure to notate on delivery receipt will result in the freight company denying the claim. The more information we have, the better the chance of receiving the claim. Please help us to continue giving you the best service at the best prices possible by following these guidelines.

Write on delivery receipt:

Damage/Short

Item Description, Number Damaged

Example: (1) 6/0x3/0 9LRH PVC IFG PREHUNG DOOR
(1) 24x36 WHITE FLUSH ALUMINUM WINDOW

CREDIT ACCOUNTS

A credit account is recommended for any customer looking to purchase wholesale items. If you do not wish to complete a credit application, you will be required to pay in full at time of purchase.

Disclaimer: Credit card purchases are subject to a 3% surcharge.

Dear Customer,

Due to ongoing issues with product availability, we will be temporarily shipping all orders as products become available, unless the customer requests that the order be held until all items on the order are available. We appreciate your patience through this difficult time and we will go back to processing orders as usual as soon as our inventory is replenished.

Thanks,
MIDCO

THOUGHTFUL CUSTOMER SERVICE

We are committed to providing you with the very best customer service and highest quality doors, windows, hardware, and accessories for your outdoor structures. We ship our pre-hung doors standing upright, using an innovative pallet to help guarantee that our doors arrive promptly and free of damage! We also carry a wide variety of slab doors. You'll love the flexibility of MIDCO Building Products!

TRUSTED QUALITY CRAFTSMANSHIP

Builders trust MIDCO Building Products because we value quality and craftsmanship. Our doors, windows, hardware, and accessories are proudly made. We use only the finest materials to ensure years of trouble-free use.

Your one stop shop for portable building doors, windows, hardware, accessories, and more!

THE BEST IN PORTABLE BUILDING DOORS, WINDOWS, & MORE!

MIDCO Building Products manufactures custom components for your portable building. Our durable products can be seen on sheds, playhouses, carports, gazebos, and manufactured homes throughout the country. We are proud to be America's fastest growing supplier of slab doors, pre-hung doors, roll-up doors, windows, truss plates, hinges, handles, hardware, and more!

www.midcoproducts.com

NEW PRODUCTS FOR MIDCO



BLACK ALUMINUM SINGLE PANE VERTICAL SLIDER

Flush Mount or J-Lap, Single Hung, Single Pane, 3 MIL Float glass, Includes screen

Part #	Mount	Size	Color	Grid	Skid Qty
M-24X36BLK-F	Flush	24x36	Black	4X4	28
M-24X36BLK-J	J-Lap	24x36	Black	4X4	28
M-36X36BLK-F	Flush	36x36	Black	4X4	28
M-36X36BLK-J	J-Lap	36x36	Black	4X4	28



ALUMINUM HUNTING BLIND WINDOW

Tinted Glass, Mounting Hardware Included

Part #	Size	Color	Box Qty
M-HB14X14	14x14	Brown	12
M-HB14X17	14x17	Brown	12
M-HB14X24	14x24	Brown	12
M-HB14X27	14x27	Brown	12
M-HB14X30	14x30	Brown	12
M-HB14X36	14x36	Brown	12
M-HB14X48	14x48	Brown	12



INSIDE HANDLE

Part #	Description	Color	Box Qty
M-XL/TBACK	D-Handle	Black	50

NEW - DELDEN GARAGE DOORS

OVERHEAD GARAGE DOOR

Color	Panel Design	Insulation	Size
White	Long Panel	None	6x7
White	Short Panel	None	6x7
White	Long Panel	None	8x7
White	Short Panel	None	8x7
White	Long Panel	None	9x7
White	Short Panel	None	9x7

Long panel also available with Moonlite glass

OVERHEAD GARAGE DOOR (INSULATED)

Color	Panel Design	Insulation	Size
White	Long Panel	Vinyl Back	6x7
White	Short Panel	Vinyl Back	6x7
White	Long Panel	Vinyl Back	8x7
White	Short Panel	Vinyl Back	8x7
White	Long Panel	Vinyl Back	9x7
White	Short Panel	Vinyl Back	9x7

Long panel also available with Moonlite glass



NEW PRODUCTS FOR MIDCO

ALUMINUM FRAME PEBBLE DOOR

Fiberglass, Pebble Textured Door Panel, Aluminum, Flush Mount Frame

Part #	Style	Size
MHD-72x36-RHOS	Solid	72x36
MHD-72X48-RHOS	Solid	72x48
MHD-80x36-RHOS	Solid	80x36
MHD-80X48-RHOS	Solid	80x48
MHD-72x36-1L-RHOS	1-Lite	72x36
MHD-80X36-1L-RHOS	1-Lite	80x36
MHD-72X36-9L-RHOS	9-Lite	72x36
MHD-80X36-9L-RHOS	9-Lite	80x36
MHD-72X72-RHA-RHOS	Solid Panel French	72x72



CRAFTSMAN 6-LITE PRE-HUNG



Material	Color	Size
Fiberglass	White	70x35.75
Fiberglass	White	79.25x35.75



SIDELITE DOOR PRE-HUNG

Material	Color	Size
Fiberglass	White	70x35.75
Fiberglass	White	79.25x35.75
Steel	White	70x35.75
Steel	White	79.25x35.75

EVERWIN PN90 WIRE COIL FRAMING NAILER

Part #
PN90
The PN90 Coil Nailer is designed to drive up to a 3-1/2" nail. Built for high speed operations and designed to handle the toughest production applications. For boxes, crates, carton-to-skid, and pallet applications.



EVERWIN PN58-D WIRE COIL SIDING NAILER

Part #
PN58-D
The PN58 Coil Nailer is designed to drive up to a 2-1/4" nail with EXTRA POWER. Built for high speed operations and designed to handle the toughest production applications. For boxes, crates, carton-to-skid, and pallet applications.



WIRE NAIL COILS

Item #	Description
M-FN3X.120	3"x.120" Screw bright framing 15 degree
M-SN2X.092	2"x.092" HDG Ring Shank Wire Weld Coil Nail 15 degree



NEW PRODUCTS FOR MIDCO

AUFIT

Sizes	Dimensions
12K Or 18K	9"D x 38"W x 13"H

Ductless Mini Splits - Heat and Air Conditioners. Aufit mini split air conditioning brings comfortable cooling, quiet operation and fashionable design to every room. Since mini-splits have no ducts, they avoid the energy losses associated with ductwork of central forced air systems. Duct losses can account for more than 30% of energy consumption for air conditioning. Mini-split air conditioners offer more flexibility in interior design options. The indoor air handlers can be suspended from a ceiling, mounted flush into a drop ceiling, or hung on a wall. Super quiet with a noise as low as 23 dB, intelligent indicator light, self-diagnosis to facilitate maintenance service, auto-restart, among other functions that make the equipment powerful and professional. split air conditioners are ideal for controlling the temperature in a simple, fast and practical way. Its internal design allows for better distribution and airflow in four directions, achieving rapid cooling in around 30s.





CRAFTSMAN 6-LITE PRE-HUNG

Material	Color	Size
Fiberglass	White	70x35.75
Fiberglass	White	79x35.75



SIDELITE DOOR PRE-HUNG

Material	Color	Size
Fiberglass	White	70x35.75
Fiberglass	White	79x35.75"
Steel	White	70x35.75
Steel	White	79.25x35.75

DOORS

1 CHOOSE A DOOR STYLE & MATERIAL



Pre-Hung Fiberglass Doors
Pre-Hung Fiberglass Door
French Doors available

Pre-Hung Steel Doors
Pre-Hung Steel Door
French Doors available

Base price includes a fixed composite threshold and wood jambs



FRENCH DOORS

Material	Color	Size
Fiberglass	White	79.25x61
Steel	White	79.25x71.5
Fiberglass	White	79.25x63.5
Steel	White	79.25x71.5
Fiberglass	White	79.25x67.5
Steel	White	79.25x71.5
Fiberglass	White	79.25x71.5
Steel	White	79.25x71.5

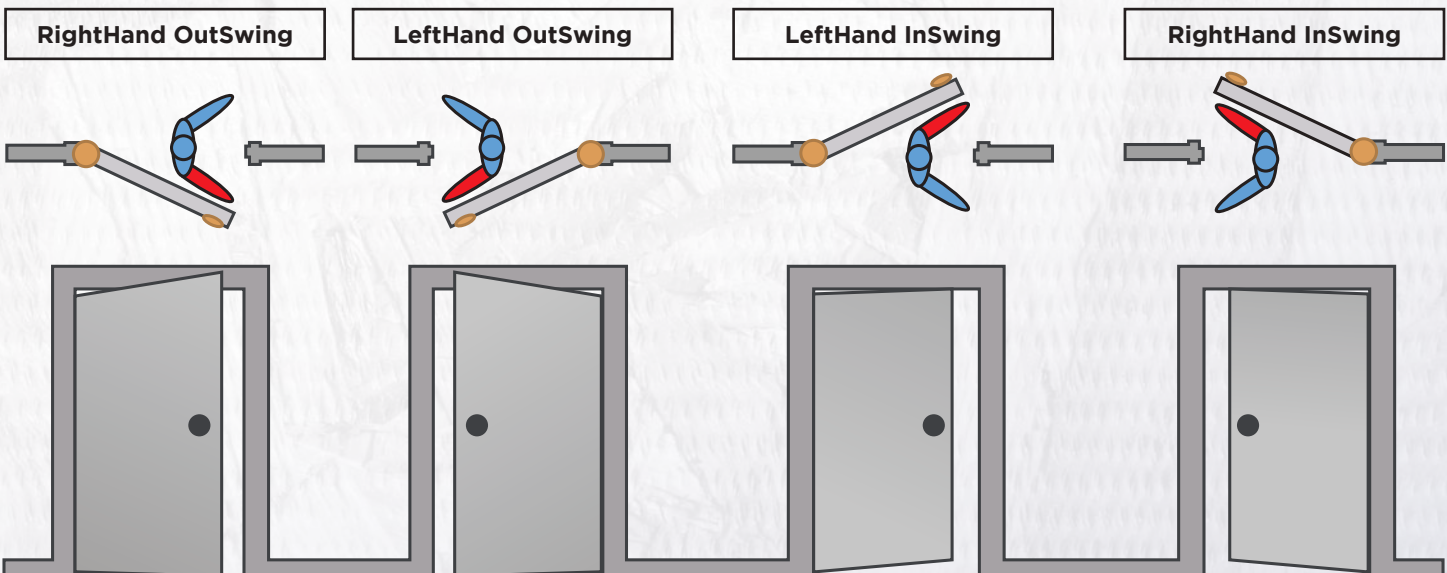
STANDARD DOOR

Standard Door Height	Actual Frame Height	Standard Door Width	Actual Frame Width
6/8 (79 1/4") (Stock-all widths)	82" (outswing 81-1/4")	3/6 (41-3/4") (Stock-steel only)	43 1/2"
6/6 (78") (Stock-all widths)	80 3/4" (outswing 80")	3/0 (35-3/4") (Stock-ST&FG)	37 1/2"
6/5 (77") (Stock- 2/10 width only)	79 3/4" (outswing 79")	2/10 (33-3/4") (Stock-ST&FG)	35 1/2"
6/2 (74") (Stock- 2/6, 3/0 widths only)	76 3/4" (outswing 76")	2/8 (31-3/4") (Stock-ST&FG)	33 1/2"
6/1 (73") (Stock- 2/8 width only)	75 3/4" (outswing 75")	2/6 (30-1/2") (Steel & Fiberglass)	31 1/2"
6/0 (72") (Stock- 2/6, 3/0 widths only)	74 3/4" (outswing 74")		
5/10 (70") (Stock- 2/6, 3/0 widths only)	72 3/4" (outswing 72")		

FRENCH DOOR

Standard Door Height	Actual Frame Height	Standard Door Width	Actual Frame Width
6/8 (79 1/4") (Stock-all widths)	82" (outswing 81-1/4")	6/0 (72") (2)3/0's=71-1/2"	74 1/2"
6/6 (78") (Stock-all widths)	80 3/4" (outswing 80")	5/8 (68") (2)2/10's = 67-1/2"	70 1/2"
6/5 (77") (Stock - 2/10 width only)	79 3/4" (outswing 79")	5/4 (64") (2)2/8's = 63-1/2"	66 1/2"
6/2 (74") (Stock-3/0 width only)	76 3/4" (outswing 76")	5/0 (60") (2)2/6's = 61"	62 1/2"
6/1 (73") (Stock-2/8 width only)	75 3/4" (outswing 75")		
6/0 (72") (Stock-3/0 width only)	74 3/4" (outswing 74")		
5/10 (70") (Stock- 2/6, 3/0 widths only)	72 3/4" (outswing 72")		

- For Rough Opening height add 1/2"
- For Rough Opening width add 1"



DOORS

2 CHOOSE A WINDOW OPTION (PRE-HUNG & FRENCH AVAILABLE)

CLEAR GLASS




Full Glass Half Glass

Style

Full Glass
Half Glass

INTERNAL GRIDS



15-Lite 9-Lite

Style

9-Lite
15-Lite

EXTERNAL GRIDS



4-Lite

5-Lite

11-Lite

9-Lite 15-Lite

Style

4-Lite
5-Lite
9-Lite
11-Lite
15-Lite



Style
Full Glass
Half Glass



Style
Full Glass
Half Glass



LOCK SETS

Style
Satin Nickel
Satin Nickel Lock-Set/Deadbolt Kit




DOORS

3 CHOOSE FRAME UPGRADES (PRE-HUNG & FRENCH AVAILABLE)

JAMB OPTIONS

(Doors come standard with 4-9/16" jamb)

Style
6 ⁹ / ₁₆ " Primed Wood Jamb
4 ⁹ / ₁₆ " PVC Jamb
6 ⁹ / ₁₆ " PVC Jamb
4 ⁹ / ₁₆ " Stainable Composite Jamb
6 ⁹ / ₁₆ " Stainable Composite Jamb



HINDGES

Style
White
Oil rubbed bronze
Silver



THRESHOLD OPTIONS

(Do not add option cost if using 6-9/16" jamb)

Style
In-Swing Adjustable Composite
Out-Swing Composite

(Pre-Hung & French available)

BRICK-MOLD OPTIONS

Style
Primed Wood Brick-Mold
PVC Brick-Mold
Stainable Clear Pine Brick-Mold
Stainable Composite Brick-Mold

FIBERGLASS SLAB DOORS



Size	2 Panel	4 Panel	6 Panel
72x27			✓
72x30 ¹ / ₂ "	✓	✓	✓
72x35 ³ / ₄ "	✓	✓	✓
74x30 ¹ / ₂	✓	✓	✓
74x35 ³ / ₄	✓	✓	✓
78x30 ¹ / ₂	✓	✓	✓
78x35 ³ / ₄	✓	✓	✓
78x27			✓
79 ¹ / ₄ x35 ³ / ₄	✓	✓	✓



SLAM STRIPS

Part #	Description	Size
2920	PVC Slam Strip	3x78"
2921	PVC Slam Strip	3x72"

ROLL-UP DOORS

ROLL-UP GARAGE DOORS

Available with 6'0" and 6'6" guide lengths (does not affect price)

Part #	Description	Details
RGD-4x7-White	4x7 White	Limited Stock
RGD-5x7-White	5x7 White	Limited Stock
RGD-6x7-Evergreen	6x7 Evergreen	Limited Stock
RGD-6x7-Continental Brown	6x7 Continental Brown	Limited Stock
RGD-6x7-White	6x7 White	
RGD-7x7-White	7x7 White	Limited Stock
RGD-8x7-Evergreen	8x7 Evergreen	Limited Stock
RGD-8x7-Continental Brown	8x7 Continental Brown	Limited Stock
RGD-8x7-White	8x7 White	
RGD-8x8-White	8x8 White	Limited Stock
RGD-9x7-Evergreen	9x7 Evergreen	Limited Stock
RGD-9x7-Continental Brown	9x7 Continental Brown	Limited Stock
RGD-9x7-White	9x7 White	
RGD-9x8-White	9x8 White	Limited Stock

CUSTOM SIZES AND ADDITIONAL COLORS CAN BE ORDERED (4-6 WEEK LEAD TIME)

BRUSH SILLS ARE AVAILABLE



ALUMINUM DIAMOND TREADPLATE (ADT)

Custom sizes and bends are available

Part #	Description
ADT3172	3"x1"x72" (.045 ga)
ADT3160	3"x1"x60" (.045 ga)
ADT3148	3"x1"x48" (.045 ga)

NOTCHED & FOLDED DIAMOND-PLATE THRESHOLD

Custom sizes and bends are available

Part #	Description
NFDP46	4'6" (.063 ga)
NFDP56	5'6" (.063 ga)
NFDP66	6'6" (.063 ga)
NFDP76	7'6" (.063 ga)
NFDP86	8'6" (.063 ga)
NFDP96	9'6" (.063 ga)
NFDP106	10'6" (.063 ga)

ALUMINUM SILL PANS

Style	Size
GSP3778	37-7/8" (.026 ga)
GSP7434	74-3/4" (.026 ga)


Please Note: Discoloring will occur if moisture is allowed between stacked aluminum products. Please keep product dry until separated.

RAMPS




DIAMOND PLATE RAMP KIT

Part #	Description
DPRK	(2) J-Channel Pieces 36"
	(2) Ramp Brackets 22"
	(2) 1½" x 1½" x 22"
	(50) 1½" Torx Screws (for mounting brackets and J-Channel)



RAMPS





LuxGuard. The Floor That Lasts a Lifetime

Let's face it. Flooring has always been a tricky issue in the shed business, and the options can be complex, inconsistent and confusing. **LuxGuard** is an exciting new ultra-durable roll-out rubber product that can **fix your flooring problem forever.**



Your Customers will want LuxGuard because it is tough, lifeproof and attractive. It is a perfect way to add exceptional value to their purchase, and a great way to protect their investment. Oil, gas, tire marks, mud, dirt, sawdust, paint, pet accidents, chemicals and water clean off easily. It also adds a vapor barrier, an insulated layer and a textured non-slip surface.

Your Dealers will love it because it is an easy to sell, affordable upgrade and a great conversation piece. This flooring will give your dealers the competitive advantage they need. It keeps aging inventory looking fresh and new, and makes cleaning out REPOs a snap.


Your Rental Companies will love it because repossessed or returned buildings come back with the floors looking as good as new, even under the worst conditions. Say goodbye to common stains and odors that make returned buildings hard to sell.

Your Builders will love it because it is so easy to install. There's no need to search through stacks of sheet materials looking for the perfect sheet. Builders can use almost any decking product for subflooring, and the end product is guaranteed to be durable, practical and look great year after year. LuxGuard can hide gaps, crooked seams, stress cracks, chipping edges, knot holes, discolored materials, rusting nail heads, splinters, ugly sheets and decking that looks like chipboard or OSB. **LuxGuard makes it easy.**

- **Designed and made specifically for the Portable Building Industry** •
- **Available in Silver or Black in 10', 12', 14' Widths** •
- **Ships directly to shops nationwide** •
- **Volume pricing available** •
- **Satisfaction Guaranteed** •

NEW! Floor Stretcher

Item #	Description
LGESTRETCHER	Economy Stretcher



LuxGuard Accessories

Item #	Description
LGAPipe	PVC Pipe Floor Roller
LGAGlue05	Glue 05 Gal. (130 Ft ² /Gal, 650 Ft ² /05 Gal.)
LGASTretcher	Stretcher
LGARugRam	Rug Ram
LGARoller	Cart/Pipe Combo
LGAScraper	Scraper
LGACarousal	De-Coiler
LGACart	Cart



LUXGUARD



LuxGuard Premium Flooring 100' Length

Item #	Color	Width	Ft ² /roll
LG1S120100B10P12	Silver	120" (10')	1,000
LG1S140100B10P12	Silver	133" (11'1")	1,108
LG1S144100B10P12	Silver	143" (11'11")	1,192
LG1S168100B10P12	Silver	168" (14')	1,400



Caulking

Part #	
#M-TTR	Clear Caulk
#M-CC	Clear Caulk
#M-WC	White Caulk
#M-SC	Silver Caulk



Tape and Accessories

Part #
Zip Tape Roller
Zip Tape Gun
Zip Tape
Graco 20" Extendable Tip Wand
Graco 835 Spray Tip
Graco 395 Sprayer
Graco 390 PC Sprayer
Graco 390 Cordless Sprayer

OVERHEAD DOORS

NEW - DELDEN OVERHEAD GARAGE DOOR

Color	Panel Design	Insulation	Size
White	Long Panel	None	6x7
White	Short Panel	None	6x7
White	Long Panel	None	8x7
White	Short Panel	None	8x7
White	Long Panel	None	9x7
White	Short Panel	None	9x7

Long panel also available with Moonlite glass

NEW - DELDEN OVERHEAD GARAGE DOOR (INSULATED)

Color	Panel Design	Insulation	Size
White	Long Panel	Vinyl Back	6x7
White	Short Panel	Vinyl Back	6x7
White	Long Panel	Vinyl Back	8x7
White	Short Panel	Vinyl Back	8x7
White	Long Panel	Vinyl Back	9x7
White	Short Panel	Vinyl Back	9x7

Long panel also available with Moonlite glass



CARRIAGE STYLE DECORATIVE KIT

Color	Description
Black	Stamped Steel Spade
Black	Cast Iron Spear



ALUMINUM FRAME DOOR



ALUMINUM FRAME PEBBLE DOOR

Fiberglass, Pebble Textured Door Panel, Aluminum, Flush Mount Frame

Part #	Style	Size
MHD-72x36-RHOS	Solid	72x36
MHD-72X48-RHOS	Solid	72x48
MHD-80x36-RHOS	Solid	80x36
MHD-80X48-RHOS	Solid	80x48
MHD-72x36-1L-RHOS	1-Lite	72x36
MHD-80X36-1L-RHOS	1-Lite	80x36
MHD-72X36-9L-RHOS	9-Lite	72x36
MHD-80X36-9L-RHOS	9-Lite	80x36
MHD-72X72-RHA-RHOS	Solid Panel French	72x72

TRUSS PLATES & HURRICANE TIES



TRUSS PLATES


We offer free engineering for our truss plates. Boxes and Skids available

Part #	Size	Quantity
TP-1-1/2x4	Truss Plates 1 1/2" x 4	624/Box
TP-2-1/2x4	Truss Plates 2 1/2" x 4	360/Box
TP-2-1/2x5	Truss Plates 2 1/2" x 5	270/Box
TP-2x3	Truss Plates 2x3	600/Box
TP-2x4	Truss Plates 2x4	420/Box
TP-3x3	Truss Plates 3x3	375/Box
TP-3x4	Truss Plates 3x4	280/Box
TP-3x5	Truss Plates 3x5	220/Box
TP-3x6	Truss Plates 3x6	150/Box
TP-3x8	Truss Plates 3x8	140/Box
TP-4x4	Truss Plates 4x4	204/Box
TP-4x5	Truss Plates 4x5	160/Box
TP-4x6	Truss Plates 4x6	120/Box
TP-4x8	Truss Plates 4x8	127/Box
TP-5x5	Truss Plates 5x5	140/Box
TP-5x6	Truss Plates 5x6	110/Box



POST CAPS

Part #	Size	Quantity
PC4X4	4x4	40/Box
PC4X6	4x6	40/Box



BRACKETS

Part #	Quantity
Flat Brackets	150/Box
L-Shaped Brackets	450/Box



HURRICANE CLIPS


Part #	Size	Qty (Box)	Qty (Skid)
HC6	6"	350/Box	24 Boxes
HC12	12"	200/Box	16 Boxes
HC16	16"	200 Box	16 Boxes

JOIST HANGERS & SIMPSON SCREWS



SIMPSON SCREWS

Part #	Size	Box Qty.
M-SSTS4-1/2"	4 1/2"	500
M-SSTS6"	6"	500



JOIST HANGERS

Part #	Size	Quantity
JH6	6"	67/Box


WINDOWS



ALUMINUM SQUARE GABLE WINDOW

(Single Pane W/Tempered Glass)

Part #	Mount	Size	Color	Lite	Box Qty
M-12X12B-F	Flush	12"	Brown	4-L	4
M-12X12B-J	J-Lap	12"	Brown	4-L	4
M-12X12W-F	Flush	12"	White	4-L	4
M-12X12W-J	J-Lap	12"	White	4-L	4



ALUMINUM OCTAGON GABLE WINDOW

(Single Pane W/Tempered Glass)


Part #	Mount	Size	Color	Lite	Box Qty
M-OC14B-F	Flush	14"	Brown	4-L	4
M-OC14B-J	J-Lap	14"	Brown	4-L	4
M-OC14W-F	Flush	14"	White	4-L	4
M-OC14W-J	J-Lap	14"	White	4-L	4
M-OC18B-F	Flush	18"	Brown	9-L	4
M-OC18B-J	J-Lap	18"	Brown	9-L	4
M-OC18W-F	Flush	18"	White	9-L	4
M-OC18W-J	J-Lap	18"	White	9-L	4



SINGLE PANE TRANSOM WINDOW

(Single Pane W/Tempered Glass)

Part #	Mount	Size	Color	Lite	Box Qty
M-TR10X23B-F	Flush	10x23	Brown	4-L	4
M-TR10X23B-J	J-Lap	10x23	Brown	4-L	4
M-TR10X23W-F	Flush	10x23	White	4-L	4
M-TR10X23W-J	J-Lap	10x23	White	4-L	4
M-TR10X24W-F	Flush	10x24	White	4-L	4
M-TR10X24W-J	J-Lap	10x24	White	4-L	4
M-TR10X24B-F	Flush	10x24	Brown	4-L	4
M-TR10X24B-J	J-Lap	10x24	Brown	4-L	4
M-TR10X29B-F	Flush	10x29	Brown	5-L	4
M-TR10X29B-J	J-Lap	10x29	Brown	5-L	4
M-TR10X29W-F	Flush	10x29	White	5-L	4
M-TR10X29W-J	J-Lap	10x29	White	5-L	4
M-TR10X35B-F	Flush	10x35	Brown	6-L	4
M-TR10X35B-J	J-Lap	10x35	Brown	6-L	4
M-TR10X35W-F	Flush	10x35	White	6-L	4
M-TR10X35W-J	J-Lap	10x35	White	6-L	4
M-TR10X60B-F	Flush	10x60	Brown	10-L	4
M-TR10X60B-J	J-Lap	10x60	Brown	10-L	4
M-TR10X60W-F	Flush	10x60	White	1z0-L	4
M-TR10X60W-J	J-Lap	10x60	White	10-L	4
M-TR10X72B-F	Flush	10x72	Brown	12-L	4
M-TR10X72B-J	J-Lap	10x72	Brown	12-L	4
M-TR10X72W-F	Flush	10x72	White	12-L	4
M-TR10X72W-J	J-Lap	10x72	White	12-L	4



DOUBLE PANE TRANSOM WINDOW

(Double Pane W/Tempered Glass)

Part #	Mount	Size	Color	Lite	Box Qty
M-TR10X23W-DBL-F	Flush	10x23	White	4-L	4
M-TR10X29W-DBL-F	Flush	10x29	White	5-L	4
M-TR10X35W-DBL-F	Flush	10x35	White	6-L	4


WINDOWS



ALUMINUM PLAYHOUSE WINDOW

(Single Pane W/Tempered Glass)


Part #	Mount	Size	Color	Grid	Skid Qty
M-14X21B-F	Flush	14x21	Brown	4x4	56
M-14X21B-J	J-Lap	14x21	Brown	4x4	56
M-14X21W-F	Flush	14x21	White	4x4	56
M-14X21W-J	J-Lap	14x21	White	4x4	56
M-14X27B-F	Flush	14x27	Brown	4x4	56
M-14X27B-J	J-Lap	14x27	Brown	4x4	56
M-14X27W-F	Flush	14x27	White	4x4	56
M-14X27W-J	J-Lap	14x27	White	4x4	56



ALUMINUM DOUBLE PANE WINDOW

(Double Pane)

Part #	Mount	Size	Color	Grid	Skid Qty
M-24X36W-DBL-F	Flush	24x36	White	4x4	22
M-36X36W-DBL-F	Flush	36x36	White	4x4	22



ALUMINUM FLORIDA APPROVED WINDOW


Part #	Mount	Size	Color	Grid	Skid Qty
M-24X36W-F-(FL)	Flush	24x36	White	4x4	25
M-36X36W-F-(FL)	Flush	36x36	White	4x4	25

ALUMINUM HUNTING BLIND WINDOW

Tinted Glass, Mounting Hardware Included

Part #	Size	Color	Box Qty
M-HB14X14	14x14	Brown	12
M-HB14X17	14x17	Brown	12
M-HB14X24	14x24	Brown	12
M-HB14X27	14x27	Brown	12
M-HB14X30	14x30	Brown	12
M-HB14X36	14x36	Brown	12
M-HB14X48	14x48	Brown	12





ALUMINUM SINGLE PANE WINDOW

(Single Pane W/Tempered Glass)

Part #	Mount	Size	Color	Grid	Skid Qty
M-18X23B-F	Flush	18x23	Brown	4x4	28
M-18X23B-J	J-Lap	18x23	Brown	4x4	28
M-18X23W-F	Flush	18x23	White	4x4	28
M-18X23W-J	J-Lap	18x23	White	4x4	28
M-18X27B-F	Flush	18x27	Brown	4x4	28
M-18X27B-J	J-Lap	18x27	Brown	4x4	28
M-18X27W-F	Flush	18x27	White	4x4	28
M-18X27W-J	J-Lap	18x27	White	4x4	28
M-22x27W-F	Flush	22x27	White	4x4	28
M-22x27W-J	J-Lap	22x27	White	4x4	28
M-22x36W-F	Flush	22x36	White	4x4	28
M-22x36W-J	J-Lap	22x36	White	4x4	28
M-24X27B-F	Flush	24x27	Brown	4x4	28
M-24X27B-J	J-Lap	24x27	Brown	4x4	28
M-24X27W-F	Flush	24x27	White	4x4	28
M-24X27W-J	J-Lap	24x27	White	4X4	28
M-24X36B-F	Flush	24x36	Brown	4X4	28
M-24X36B-J	J-Lap	24x36	Brown	4X4	28
M-24X36BLK-F	Flush	24x36	Black	4X4	28
M-24X36BLK-J	J-Lap	24x36	Black	4X4	28
M-24X36W-F	Flush	24x36	White	4X4	28
M-24X36W-J	J-Lap	24x36	White	4X4	28
M-30X36B-F	Flush	30x36	Brown	6X6	28
M-30X36B-J	J-Lap	30x36	Brown	6X6	28
M-30X36W-F	Flush	30x36	White	6X6	28
M-30X36W-J	J-Lap	30x36	White	6X6	28
M-36X36B-F	Flush	36x36	Brown	4X4	28
M-36X36B-J	J-Lap	36x36	Brown	4X4	28
M-36X36W-F	Flush	36x36	White	4X4	28
M-36X36W-J	J-Lap	36x36	White	4X4	28
M-36X36BLK-F	Flush	36x36	Black	4X4	28
M-36X36BLK-J	J-Lap	36x36	Black	4X4	28

WINDOWS



VINYL DOUBLE PANE WINDOW

(Single Hung)


Part #	Mount	Size	Color	Grid	Skid Qty
M-24X36WF-VINYL	Flush	24x36	White	4x4	15
M-24X36WJ-VINYL	J-Lap	24x36	White	4x4	15
M-24X36BF-VINYL	Flush	24X36	Brown	4x4	15
M-24X36BJ-VINYL	J-Lap	24X36	Brown	4x4	15
M-36X36WF-VINYL	Flush	36x36	White	4x4	15
M-36X36WJ-VINYL	J-Lap	36x36	White	4x4	15
M-36X36BF-VINYL	Flush	36x36	Brown	4x4	15
M-36X36BJ-VINYL	J-Lap	36x36	Brown	4x4	15
M-36X48WF-VINYL	Flush	36x48	White	4x4	15
M-36X48WJ-VINYL	J-Lap	36x48	White	4x4	15
M-36X60WF-VINYL	Flush	36x60	White	6x6	15
M-36X60WJ-VINYL	J-Lap	36x60	White	6x6	15



AMERICAN MADE VINYL J-LAP DOUBLE PANE WINDOW

(New Construction, Single Hung, 1/2 Screen, Windows priced individually, 15 per skid)

Part #		Size	Color	Grid
HW-24X36SH	HW-2/0x3/0, NC, SH, 1/2 Screen	24x36	White	None
HW-24X36SHGBG	HW-2/0x3/0, NC, SH, GBG, 1/2 Screen	24x36	White	4x4
HW-24X60SHGBG	HW-2/0x5/0, NC, SH, GBG, 1/2 Screen	24x60	White	4x4
HW-36X36SH	HW-3/0x3/0, NC, SH, 1/2 Screen	36x36	White	None
HW-36X36SHGBG	HW-3/0x3/0, NC, SH, GBG, 1/2 Screen	36x36	White	6x6
HW-36X48SH	HW-3/0x4/0, NC, SH, 1/2 Screen	36x48	White	None
HW-36X48SHGBG	HW-3/0x4/0, NC, SH, GBG, 1/2 Screen	36x48	White	6x6
HW-36X60SH	HW-3/0x5/0, NC, SH, 1/2 Screen	36x60	White	None
HW-36X60SHGBG	HW-3/0x5/0, NC, SH, GBG, 1/2 Screen	36x60	White	6x6



FLOWER BOXES

Part #	Size	Color	Box Qty
M-FB24X7X5BLK	24x7x5	Black	4
M-FB24X7X5FG	24x7x5	Forest Green	4
M-FB24X7X5M	24x7x5	Maroon	4
M-FB24X7X5W	24x7x5	White	4
M-FB24X7X5P	24x7x5	Paintable	4



BOARD & BATTEN SHUTTERS

Part #	Size	Color	Box Qty
M-BNBS9X36BLK	9x36	Black	5 pair
M-BNBS9X36FG	9x36	Forest Green	5 pair
M-BNBS9X36M	9x36	Maroon	5 pair
M-BNBS9X36W	9x36	White	5 pair
M-BNBS9X36P	9x36	Paintable	5 pair

Shutter screws included.

DRIP-EDGE

DRIP-EDGE (.0125 X 2.38" X .94")

Part #	Qty
Drip-Edge White Economy	50 Pcs/Box
Drip-Edge Brown Economy	50 Pcs/Box
Drip-Edge Black Economy	50 Pcs/Box
Drip-Edge Galvanized Economy	50 Pcs/Box

DRIP-EDGE (2-5/8" X 1" X .019")

Part #	Qty
Drip-Edge Brown .019	50 Pcs/Box
Drip-Edge White .019	50 Pcs/Box

DRIP-EDGE (2-5/8" X 1-7/8")

Part #	Qty
Drip-Edge Brown 1-7/8"	40 Pcs/Box
Drip-Edge White 1-7/8"	40 Pcs/Box



Z-BAR

Part #	Color	Qty
Aluminum Z-Bar 1/2"	Brown	50 Pcs/Box
Aluminum Z-Bar 3/8"	Brown	50 Pcs/Box
Aluminum Z-Bar 5/8"	Brown	50 Pcs/Box
Galvanized Z-Bar 1/2"	Mill Finish	50 Pcs/Box
Galvanized Z-Bar 3/8"	Mill Finish	50 Pcs/Box
Galvanized Z-Bar 5/8"	Mill Finish	50 Pcs/Box
Aluminum Z-Bar 1/2"	White	50 Pcs/Box
Aluminum Z-Bar 3/8"	White	50 Pcs/Box
Aluminum Z-Bar 5/8"	White	50 Pcs/Box

STARTER STRIP

Part #	Color
Aluminum Starter Strip	White

TRIM COIL

32 boxes per skid

Part #	Description	Size
TC-B/RB	Black/Royal Brown Trim Coil	24"x50'
TC-C/A	Clay/Almond Trim Coil	24"x50'
TC-W/W	White/White Trim Coil	24"x50'
TC-PVC-W/W	White/White PVC Textured Trim Coil	24"x50'

HINGES, HINGE SCREWS & BUMPERS



COLONIAL T-HINGE W/NYLON BUSHINGS

Part #	Size	Color	Box Qty
M-CTH5B-NW	5"	Black	100
M-CTH6B-NW	6"	Black	50



DECORATIVE T-HINGE W/NYLON BUSHINGS

Part #	Size	Color	Box Qty
M-DTH5B-NW	5"	Black	100
M-DTH6B-NW	6"	Black	50



HEAVY-DUTY T-HINGE WITHOUT NYLON BUSHINGS

Part #	Size	Color	Box Qty
M-HDTH5B	5"	Black	100




HEAVY-DUTY T-HINGE W/NYLON BUSHINGS

Part #	Size	Color	Box Qty
M-HDTH5B-NW	5"	Black	100
M-HDTH5Z-NW	5"	Zinc	100
M-HDTH6B-NW	6"	Black	50
M-HDTH6Z-NW	6"	Zinc	50



HEAVY-DUTY BARN HINGE

Part #	Size	Color	Box Qty
M-HDBH3.5B	3 1/2"	Black	50
M-HDBH3.5Z	3 1/2"	Zinc	50



HEAVY-DUTY BUTT HINGE

Part #	Size	Color	Box Qty
M-HDBH4.5YZ	4 1/2" x 4 1/2"	Yellow Zinc	50



HINGE SPACERS

Part #	Description	Box Qty
M-HDRS5	5" Heavy Duty T-Hinge Rectangle Spacer	160
M-HDTS5	5" Heavy Duty T-Hinge Triangle Spacer	160
M-HDRS6	6" Heavy Duty T-Hinge Rectangle Spacer	160
M-HDTS6	5" Heavy Duty T-Hinge Triangle Spacer	160



BLACK DECORATIVE GATE HINGE

Part #	Size	Color	Box Qty
M-DGH12B	12"	Black	25



SINGLE DUTCH HINGE

Part #	Size	Color	Box Qty
M-SDH17B	17"	Black	10



SUPER HEAVY DUTY BARN HINGE

Part #	Size	Color	Box Qty
M-SHDBH20B	20"	Black	10



#2 SQ DRIVE HINGE SCREW

Part #	Size	Color	Box Qty
M-HS8X1.25B	#8 x 1 1/4"	Black	7,000
M-HS8X2B	#8 x 2"	Black	4,000
M-HS8X2.25B	#8 x 2 1/4"	Black	4,000
M-HS8X2.5B	#8 x 2 1/2"	Black	3,000



Part #	Size	Color	Box Qty
M-HS9X2.5B	#9 x 2 1/2"	Black	3,000



Part #	Size	Color	Box Qty
M-HS10X1.5Z	#10 x 1 1/2"	Zinc	4,000



#2 T-25 TORX DRIVE HINGE SCREW

Part #	Size	Color	Box Qty
M-HS8X1.25B-TD	#8 x 1 1/4"	Black	7,000
M-HS8X2B-TD	#8 x 2"	Black	4,000
M-HS8X2.25B-TD	#8 x 2 1/4"	Black	4,000
M-HS8X2.5B-TD	#8 x 2 1/2"	Black	3,000

BUMPERS



Part #	Color	Box Qty
M-H/BUMPER	Black	100
M-S/BUMPER	Black	50

HANDLES



L-HANDLES

Part #	Size	Color	Box Qty
M-LH4.5B-KA	4½"	Black	50
M-LH4.5B-KD	4½"	Black	50
M-LH4.5C-KA	4½"	Chrome	50
M-LH4.5C-KD	4½"	Chrome	50
M-LH5.5B-KA	5½"	Black	50
M-LH5.5B-KD	5½"	Black	50
M-LH5.5C-KA	5½"	Chrome	50
M-LH5.5C-KD	5½"	Chrome	50



T-HANDLES

Part #	Size	Color	Box Qty
M-TH4.5B-KA	4½"	Black	50
M-TH4.5B-KD	4½"	Black	50
M-TH4.5C-KA	4½"	Chrome	50
M-TH4.5C-KD	4½"	Chrome	50
M-TH5.5B-KA	5½"	Black	50
M-TH5.5B-KD	5½"	Black	50
M-TH5.5C-KA	5½"	Chrome	50
M-TH5.5C-KD	5½"	Chrome	50
M-TH6B-KA	6"	Black	50
M-TH6B-KD	6"	Black	50
M-TH6C-KA	6"	Chrome	50
M-TH6C-KD	6"	Chrome	50

MASTER KEY SET

(2 Keys/Set)




Part #	Description
M-M/KEY	Master Key Set for T-Handle Or L-Handle 2/Set



INSIDE HANDLES

Part #	Description	Color	Box Qty
M-L/TBACK	Inside Door Handle	Black	50
M-U-HANDLE	Inside U-Shaped Door Handle	Black	50
M-XL/TBACK	Inside Door Handle	Black	50



BARREL BOLTS

Part #	Size	Color	Box Qty
M-HDLBB4Z	4"	Zinc	100
M-HDLBB6Z	6"	Zinc	100



SUPER DUTY BARREL BOLT

Part #	Size	Color	Box Qty
M-SD5BBZ	5" (5/8" Diameter Pin)	Zinc	50



HEAVY DUTY SPRING LATCH BARREL BOLT

Part #	Size	Color	Box Qty
M-HDSPRINGL	1/2" Pin	Black	50



LIGHT DUTY SPRING LATCH BARREL BOLT


Part #	Size	Color	Box Qty
M-LDSPRINGL	5/16" Pin	Black	50



LOOP STYLE BARREL BOLTS

(Base Plate Measures 1" x 1-5/8")

Part #	Size	Color	Box Qty
M-LLLOOPBB	1 1/2" Locked 1" Unlocked	Yellow Zinc	200
M-SLLOOPBB	1" Locked 1/2" Unlocked	Yellow Zinc	200



GATE HOOK & EYE

Part #	Size	Color	Box Qty
M-YZGHE4	4"	Yellow Zinc	400
M-ZGHE4	4"	Zinc	400



SWIVEL HASPS

Part #	Size	Color	Box Qty
M-HDSHB	4 1/2"	Black	100
M-HDSHZ	4 1/2"	Zinc	100



CHAIN BOLT

Part #	Size	Color	Box Qty
M-CB6Z	6"	Zinc	50

VENTS & SCREEN DOORS



ARCH TOP CLASSIC GABLE VENT

(Buck Size 8x10")

Part #	Size	Color	Box Qty
M-CGV12X15-1/2P	12 x 15 1/2"	Paintable	10



OCTAGON GABLE VENT

Part #	Size	Color	Box Qty
M-OGV12X12X2-P	12 x 12 x 2	Paintable	10



RECESSED GABLE VENT

Part #	Size	Color	Box Qty
M-RGV12X12M-F	12 x 12	Mill Finish	12



ALUMINUM RECTANGLE WALL VENT

Part #	Mount	Size	Color	Box Qty
M-RWV8X8B-F	Flush	8x8	Brown	10
M-RWV8X8B-J	J-Lap	8x8	Brown	10
M-RWV8X8W-F	Flush	8x8	White	10
M-RWV8X8W-J	J-Lap	8x8	White	10



ALUMINUM LOUVERED EXHAUST VENT

Part #	Size	Color	Box Qty
M-V4X16B	4x16	Brown	50
M-V4X16W	4x16	White	50
M-V8X16B	8x16	Brown	50
M-V8X16W	8x16	White	50



SCREEN DOOR SPRING KIT

Part #	Color	Box Qty
M-SPRKITZ	Zinc	100
M-SPRKITB	Black	100



ZINC BARN AND SCREEN DOOR BRACE

Part #	Size	Color	Box Qty
M-DB42Z	42"	Zinc	100
M-DB50Z	50"	Zinc	100



BARB ANCHOR WITH FLANGE

Part #	Size	Box Qty
M-BARB/ANCHOR	30" x 5/8"	200



LONG MOBILE HOME ANCHOR W/DOUBLE 4" AUGER

Part #	Size	Box Qty
M-MH/ANCHOR	30" x 5/8"	200



GALVANIZED ANCHOR STRAP

Part #	Roll Length
M-35'STRAP	35'
M-600'STRAP	600'



ANCHOR DOUBLE SLOT BUCKLE

Part #	Box Qty
M-DSBUCKLE	300



ANCHOR STRAPPING CLIP

Part #	Box Qty
M-STRAPCLIP	300



ANCHOR STRAP BOLT & NUT


Part #	Box Qty
M-STRAPBOLT	400

RATCHET STRAPS

Part #	Roll Length
DOT-5027	2"x27' Ratchet Strap w/ flat hook

SCREWS

LOOK FOR A FOLD-OUT COLOR CHART ON THE BACK PAGE OF THIS CATALOG!



Hex Washer Head, AF 1/4", #8 Washer, Metal to Wood Screw, Type 17 Cutter

Part #	Size	Color	Box Qty
M-SMS10X.75	#10 x 3/4"	See Chart	5,000
M-SMS10X1	#10 x 1"	See Chart	4,500
M-SMS10x1.5	#10 x 1 1/2"	See Chart	3,000
M-SMS10x2	#10 x 2"	See Chart	2,500



Zinc Pan Head Square Drive Particle Board Screw

Part #	Size	Box Qty
M-SPBS8X.75	#8 x 3/4"	10,000
M-SPBS8X1	#8 x 1"	10,000



Yellow Zinc Plated Knotbuster Screw

Part #	Size	Box Qty
M-YZPKS8X3	#8 x 3"	2,500



Zinc Hex Washer Head Wood Screw

Part #	Size	Box Qty
M-HWS6X1/2	#6 x 1/2"	10,000



Black Round Washer Head Screw

Part #	Size	Box Qty
M-RWHS8X1	#8 x 1"	10,000

DOG KENNEL KITS



Part #	Description	
M-DKP39X73.5	Dog Kennel Door Panel 39" x 73.5"	
M-DKP88.5X73.5	Dog Kennel Side Panel 88.5" x 73.5"	
M-DKPCB	Dog Kennel Panel (Connector Bracket)	Available for purchase as well
M-DKPTP	Dog Kennel Panel (Tube Plug)	Included in price of panels
M-DKPWB/4PCS	Dog Kennel Panel (Wall Mounting Brackets) 4pcs	Included in price of panels



Part #	Description
M-PETD	15" x 21" White Pet Door

CALL 270-247-7447 FOR INFO

THERMAL ROOF UNDERLAYMENT



2500 SERIES

P/SB/R
3/16"
CLASS 1 / CLASS A
0.04
0.96
0.01 Perms
DOES NOT PROMOTE GROWTH
NO CRACKING
NO BLEEDING OR DELAMINATION



Physical Properties

- Nominal Thickness
- Fire Rating
- Emissivity
- Reflectivity
- Water Vapor Permeability
- Resistance to Fungi & Bacteria
- Pliability
- Bleeding and Delamination
- Corrosiveness
- Fire Rating - Full Room Burn Test



LP ProStruct Floor with SmartFinish

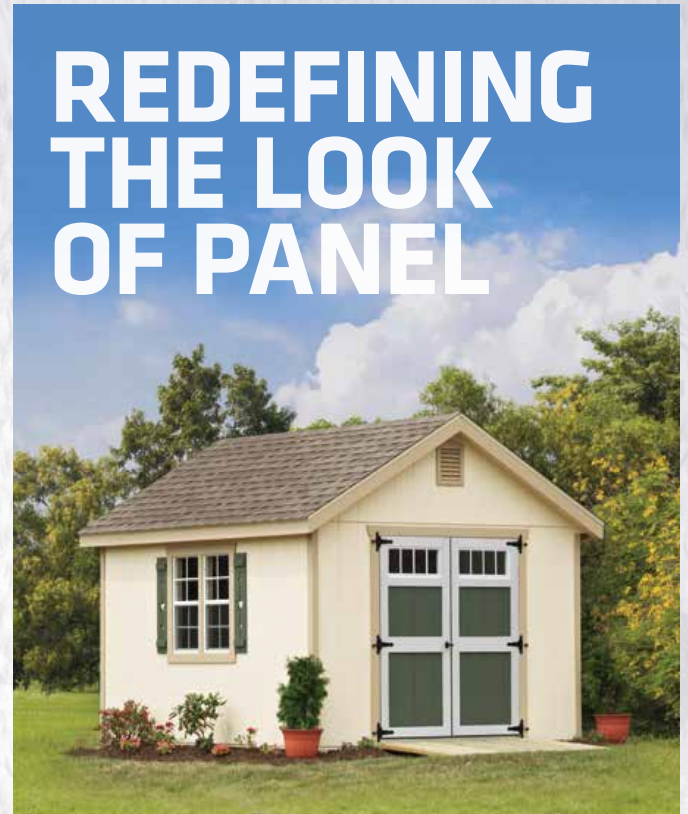
LP ProStruct Floor with SmartFinish offers an attractive overlay for a beautiful, professional-grade appearance on sheds and other outdoor structures. With no knots or voids, it's a welcome change from traditional plywood flooring.

Unlike plywood shed floors, LP ProStruct Floors with SmartFinish are treated with the SmartGuard process for longer-lasting performance in tough climates.

- Treated engineered wood technology for enhanced substrate durability
- SmartGuard treatment for protection against rot and termites
- Beautiful, tough overlay for a premium appearance
- Free of knots, patches and face voids
- Excellent resistance to warping, splitting and cupping
- 5-year, 100% labor and replacement feature
- 50-year prorated, limited warranty on substrate

FLOORS	ProStruct® Floor with SmartFinish®	Pressure Treated Plywood	Untreated Plywood
Treated with Proprietary SmartGuard Process*		×	×
Free of Knots, Patches, and Face Voids	✓	×	×
Resists Fungal Decay	✓	✓	×
Resists Termites	✓	✓	×
Resists Face Splitting and Cracking	✓	×	×
Innovative SmartFinish Surface	✓	×	×


* The SmartGuard process treats each wood strand throughout SmartSide and ProStruct Floor products with an advanced formula of binders, waxes and zinc borate to resist fungal decay and termites.
 ** For full warranty details visit www.LPShed.com.



LP SmartSide Panel Siding

LP SmartSide Panels offer the workability, durability and beauty you would expect from LP. It's a smart choice when you want a shed product that comes backed with an outstanding warranty.

- Treated engineered wood technology for long-lasting performance in tough climates
- SmartGuard treatment for protection against rot and termites
- Excellent resistance to warping, splitting and cupping
- Free of knots, patches and face voids
- Offers superior impact resistance
- Desirable upgrade from T1-11
- 5-year 100% labor and replacement feature
- 50-year prorated, limited warranty on substrate



TRIM

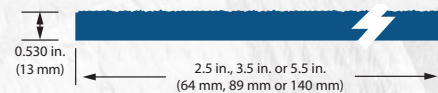


LP SmartSide Trim

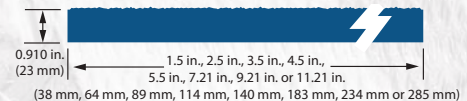
LP SmartSide Trim can help give your shed the look of real craftsmanship. With trim available in wide and narrow widths, and smooth and textured finishes, you can create the style you want to help your shed stand out from the rest.

- Ideal for corner boards, fascia and trim around windows and doors
- Smooth or cedar texture trim to achieve the style you want
- Free of knots, patches and face voids
- Excellent resistance to warping, splitting and cupping
- Treated engineered wood technology for long-lasting performance in tough climates
- SmartGuard treatment for protection against rot and termites
- 5-year, 100% labor and replacement feature
- 50-year prorated, limited warranty on substrate

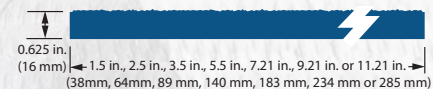
190 Series Cedar Texture Trim (strand)



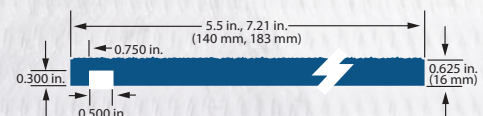
540 Series Cedar Texture Trim (strand)




440 Series Cedar Texture Trim (strand)



440 Series Cedar Texture Ploughed Fascia (strand)





works with the
Google Assistant

JUST ASK
amazon alexa

SMART PHONE NOT INCLUDED
shown to display smart app controller



MRCOOL®

COMFORT MADE SIMPLE




HEAT & AIR

AUFIT

Sizes	Dimensions
12K Or 18K	9"D x 38"W x 13"H

Ductless Mini Splits - Heat and Air Conditioners. Aufit mini split air conditioning brings comfortable cooling, quiet operation and fashionable design to every room. Since mini-splits have no ducts, they avoid the energy losses associated with ductwork of central forced air systems. Duct losses can account for more than 30% of energy consumption for air conditioning. Mini-split air conditioners offer more flexibility in interior design options. The indoor air handlers can be suspended from a ceiling, mounted flush into a drop ceiling, or hung on a wall. Super quiet with a noise as low as 23 dB, intelligent indicator light, self-diagnosis to facilitate maintenance service, auto-restart, among other functions that make the equipment powerful and professional. split air conditioners are ideal for controlling the temperature in a simple, fast and practical way. Its internal design allows for better distribution and airflow in four directions, achieving rapid cooling in around 30s.



EVERWIN PN90 WIRE COIL FRAMING NAILER

Part #
PN90
The PN90 Coil Nailer is designed to drive up to a 3-1/2" nail. Built for high speed operations and designed to handle the toughest production applications. For boxes, crates, carton-to-skid, and pallet applications.




EVERWIN PN58-D WIRE COIL SIDING NAILER

Part #
PN58-D
The PN58 Coil Nailer is designed to drive up to a 2-1/4" nail with EXTRA POWER. Built for high speed operations and designed to handle the toughest production applications. For boxes, crates, carton-to-skid, and pallet applications.



WIRE NAIL COILS

Item #	Description
M-FN3X.120	3"x.120" Screw bright framing 15 degree
M-SN2X.092	2"x.092" HDG Ring Shank Wire Weld Coil Nail 15 degree



MAKITA POWER TOOLS

Makita 18V LXT Lithium-Ion Driver Kit

Part

XDT131

The Makita 18V LXT Lithium-Ion Brushless Cordless Impact Driver Kit (XDT131) delivers maximum versatility and performance, with an efficient Makita BL Brushless Motor for up to 50% longer run time, increased power and speed, and longer tool life. The kit includes an efficient 18V LXT 3.0Ah battery which reaches a full charge in only 30 minutes – the fastest charge-time in its category – for less downtime and increased productivity.



7 1/4" 15 Amp Corded Circular Saw

Part

5007F

Makita engineered the 7-1/4" Circular Saw (model 5007F) with pro framers in mind, combining power and performance with ease-of-use features, superior balance, and job site durability. The 5007F is ideal for a range of framing and cutting applications.



Makita 18V LXT Sawzall

Part

JR3050T

The Makita 11-Amp Reciprocating Saw (model JR3050T) combines a powerful 11 AMP motor with less weight (7.3 lbs.) for all day use and improved performance. The 11 AMP motor with variable speed (0-2,800 SPM) has a 1-1/8 inch blade stroke for efficient cutting. It is ideal for metal cutting, wood cutting, drywall and plaster, plastics, remodeling, and demolition applications.



WE OFFER MANY OTHER MAKITA PRODUCTS AS WELL!

Makita 3-1/4 HP Plunge Router

Part

RP1800

The Makita 3-1/4 HP Plunge Router, model RP1800, delivers powerful precision with smooth plunge action and superior performance. The RP1800 features 15 AMP power, ease-of-use features, and an increased plunge capacity for a wide range of applications including fine woodworking, cabinetry, windows, doors, and more.



Makita 2-1/4 HP D-Handle Router

Part

RD1101

The Makita 2-1/4 HP D-Handle Router (RD1101) combines power with convenience and ease-of-use features for improved performance. The RD1101 has a powerful 11 AMP motor with soft start for smoother start-ups, and electronic speed control that maintains constant speed under load. The variable speed control dial allows the user to match the speed to the application, with 8,000 - 24,000 RPM. Comfort and ease-of-use features include an industrial cam-lock for fast and easy depth adjustment and removal of the motor, lower vibration, and lower noise (only 81 dB).



Router Bit 3/8" Panel Pilot, 1 Flute, 3/8" SH, C.T.



Part

733030-4A

Makita Router Bits are designed to work with routers in a variety of routing applications. The bits feature high quality carbide for more efficient material removal. Each bit is manufactured from high quality steel for added durability and long life.

Router Bit 1/4" Panel Pilot, 1 Flute, 1/4" SH, C.T.



Part

733030-2A

Makita router bits are carbide tipped for a longer life. The tips are engineered to hold their edge longer for precise cuts. The 1/4" shanks work with Makita and competitor router models.

Router Bit 1/4" Panel Pilot, 1 Flute, 1/2" SH, C.T.



Part

733030-6A

This Makita router bit is used for fast door and window cutouts through covering sheets. It acts as a pilot for guiding on framing after panels have been mounted,





1040 Dick Castleman Bypass
Mayfield, Ky 42066



**2023 / 2024
CATALOG**

**DOORS
WINDOWS
HARDWARE**

**THOUGHTFUL CUSTOMER SERVICE
TRUSTED QUALITY CRAFTSMANSHIP
THE BEST IN PORTABLE BUILDING
DOORS, WINDOWS, & MORE!**