

# ENGLISH

## BULLETIN

2nd Edition  
2024/2025  
AE Coronado e Castro

Disney · PIXAR  
**ELIO**

**AN INTERGALACTIC GIGGLEFEST!**

**And much more!**

What do  
**underpants**  
have to do  
with aliens?







Stories come to life as we share them with our family and friends. This year, we read many stories together and created original story aprons! Here are some wonderful examples.



By Mário Rocha, F3



By Francisca Dias, E4



By Gabriel Marujo, F4



By Maria Carolina Rodrigues, F4



By Inês Monteiro, E4



By Rodrigo Fonseca, G4



By Clara Azevedo, G3



By Mafalda Cardoso, G4



**SCAN ME**

Let's Read!  
Digital Library







By Santiago Vidal, E4



By Guilherme Ferreira, F3



By Pedro Sá, G4



By João Lima, E3



By Diego Moreira, E4



By Leonardo Cunha, G3



By Rodrigo Viagem, F3



By Camila and Isabel Barbedo, E3



By João Rocha, E3

**Congratulations!**

**All who participated got a beautiful certificate and the winners received their well-earned award!**

**Happy Readings!**





# Learning English is FUN


Family is the best! All families are different.  
And families are not just who you're related to.  
Look at all these projects!



By Maria Teles, V23



By Dinis Silva, V23



By Abigail Silva, F3



By Maria Araújo, F3

Who is your family? Take a picture of someone you love or draw, and write about it.





Send us your work!  
[englishbulletin@aecc.me](mailto:englishbulletin@aecc.me)




**“Our Class is a family” too!**

**Make a “Friendship Bracelet” and give it as a present to a friend.**



**Don't forget to be kind, respect others and celebrate differences.**

**Colour the picture as you like!**



Picture from [www.vooks.com](http://www.vooks.com)



**Name:** Giuseppe Arcimboldo

**Born:** 5 April 1527

**Died:** 11 July 1593 (aged 67)

Best known for creating imaginative portrait heads made entirely of objects such as fruits, vegetables, flowers, fish and books.



By Mário Rocha, F3

## The four seasons



*Spring, 1563*



*Summer, 1563*




*Autumn, 1573*



*Winter, 1563*

Our students recreated "Spring" and made their own art. Check it out!



By David Correia, F3



By Abigail Silva, F3



By Nicolas Hansen, F3



By Lara Andrade, F3





*“The different colours in me”,*  
by Mafalda Cardoso, G4



This is a portrait of myself. The two colours of the hair and eyes represent changes throughout my life. I was born with blonde hair and my hair is now brown. When I was a baby my eyes appeared to be blue but they are green now.

The different sizes and colours on the mouth, eyes, cheeks and face express different feelings.

The emotions I'm trying to get across are happiness, fear and admiration.

The materials I used were cardboard, paper, milk cartons, bottle caps, plastic bags and coffee capsules.

I love my work!

Students from E.B.nº2 de Cerro created art based on Picasso's Cubism and showed their work in an exhibition at Casa da Cultura da Trofa. Way to go!

**CONGRATULATIONS!**





*"The Blue and the Yellow Man",*  
by Vicente Sousa, E4



*"Spring Vibe",*  
by Inês Monteiro, E4



*"My Picasso Face",*  
by Edgar Rodrigues, E4



*"Square",*  
by Henrique Torres, C



Play "Guess who?" with these Picasso inspired artworks!

1. He has got one blue nose and two green eyes. His hair is grey and short. He is happy!

2. He has got a big head that looks like a potato, a blue mouth and only one ear. His eyes are red.

3. She has got a long face with four colours: purple, green, yellow and blue. She has got two types of hair: short, curly and black; and short, straight and colourful.



E



*"The Woman Watching Us",*  
by Nuno Soares, G4

F



*"Picasso",*  
by Luana Sousa, G4

G



*"Crazy Woman",*  
by Inês Cunha, G4

4. His hair is made of toothpicks. He hasn't got ears. His face is yellow, green, orange, red and blue. He's got a long nose.

5. She has got an oval face that's like a rainbow. She has got a big mouth, a long blue nose, a green eye and a purple eye.

6. She has got a big colourful face and wavy hair. She has got fat lips and a big triangular nose. Her earrings are red.


7. He has got a brown rectangular face. His hair is short and brown. He has got two big orange ears, an orange nose and a red mouth.



Watch the teaser on Youtube!

SCAN ME

This summer, you can meet **Elio Solis**, an 11-year-old who lives on a military base in the U.S.A, whose biggest wish is to get abducted by aliens, and Glordon, Elio's unexpected first friend who is an **alien**. In this adventure, Elio will travel millions of miles across the universe encountering a host of out-of-this world creatures who just might help him figure out exactly where he belongs.



**This June.  
In theatres only.**

Help Elio's fill in his Intergalactic Space Traveller's Passport — his ticket to the stars!

INTERGALACTIC  
SPACE TRAVELLER

Name: \_\_\_\_\_


Age: \_\_\_\_\_

Country: \_\_\_\_\_



PASSPORT

What is Elio wearing?  
Look and label the picture.





## Did you know...?

Both his name, Elio, and his surname, Solis, mean "sun", so his name in English is, literally, "Sun Sun".

Find the words.



ALIEN



EARTH



MOON



PLANET



ROCKET

C	U	S	U	N	I	U	T
J	N	Z	T	Y	D	E	S
I	I	O	K	A	K	M	P
V	V	S	A	C	R	O	A
R	E	Z	O	L	U	O	C
S	R	R	U	K	I	N	E
D	S	P	L	A	N	E	T
U	E	E	A	R	T	H	N



SKY



SPACE



STAR



SUN



UNIVERSE

Draw an alien and its planet. Tell us about it!



Hello!

This is my alien.

Its name is \_\_\_\_\_. (name of the alien)

It is \_\_\_\_\_. (colour)

It likes \_\_\_\_\_. (activity)

It eats \_\_\_\_\_. (food)

It lives in \_\_\_\_\_. (name of the planet)

The planet is \_\_\_\_\_. (temperature)

See you later!



Send us your work!  
englishbulletin@aecc.me

What do you know about the book *Aliens love underpants?*

AUTHOR

**Claire Freedman**



Claire Freedman is a **writer**.

She's from England and she has over 100 books published!

Find out more about Claire at

[www.clairefreedman.co.uk](http://www.clairefreedman.co.uk)

ILLUSTRATOR

**Ben Cort**

Ben Cort is an **illustrator**.

His books have been translated into over 30 languages!

Find out more about Ben at [www.bencort.com](http://www.bencort.com)

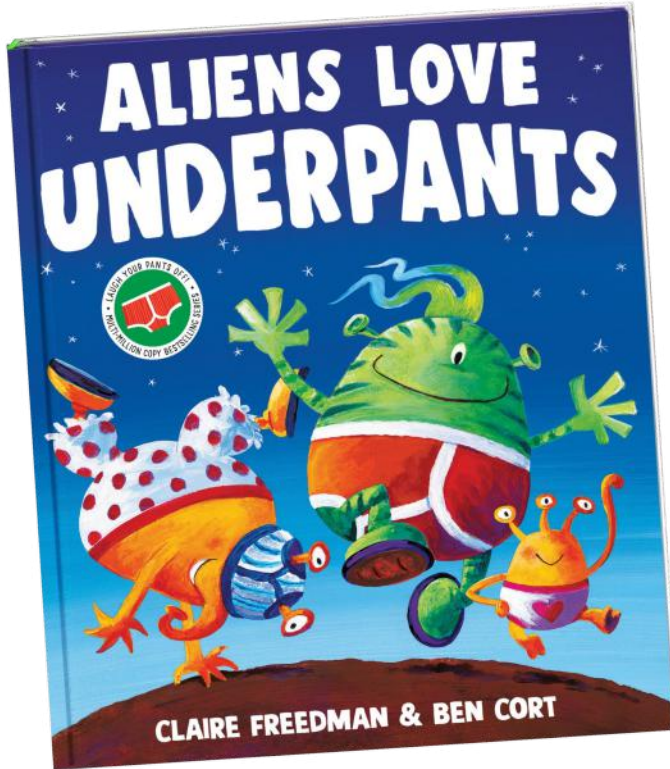


As soon as I read Claire's text I knew it was going to be an absolute joy to illustrate as it was so funny and original.






*"Aliens love underpants,  
Of every shape and size.  
But there are no underpants in space,  
So here's a big surprise..."*



**Read the book here!**



Or, you can find it at the  
**Let's Read! Bookmobile!**  
- where books come to play  
and stories save the day!



After reading the book, draw or stick  
a picture of yourself wearing your  
favourite clothes.

Hello! My name is \_\_\_\_\_.

I love wearing \_\_\_\_\_!



Send us your work!  
[englishbulletin@aecc.me](mailto:englishbulletin@aecc.me)



# Twinkle Twinkle Little Star

This is a very old song from the UK! The lyrics are from an early-19th-century English poem written by Jane Taylor, "The Star".

It is now sung to the tune of the French melody "Ah! vous dirai-je, maman".

Children sing this song to the stars. Do you sing it too?

Twinkle, twinkle, little star  
How I wonder what you are  
Up above the world so high  
Like a diamond in the sky.

Twinkle, twinkle little star  
How I wonder what you are.


<https://www.youtube.com/watch?v=03bF8U8u1nQ>




**Listen to a cool  
version  
here!**

Order the pictures according to the song.











## Make a shooting star craft

Check it all out at [www.easypeasyandfun.com](http://www.easypeasyandfun.com)! (search for “shooting star”)

You will need:

- A hand-drawn star
- White print paper
- Cardstock in any colour of your choosing
- Scissors
- Glue



e.com/watch?v=aRVEarbG8Fc

Step-

by-

step:

1. Draw a paper star and colour it.
2. Cut the star shape.
3. Place the star on the background and trace around one side of the star to mark its location.
4. Apply glue to the part.
5. Glue on paper strips, one by one.
6. Make a few loops.
7. Apply a small amount of glue at the end of each strip and stick it to the cardboard.
8. Repeat with every strip.
9. Finally, glue the paper star.






# Secret Message

Can you crack the code?

A	B	C	D	E	F	G	H	I	J	K	L	M

N	O	P	Q	R	S	T	U	V	W	X	Y	Z



Key:

Page 9:

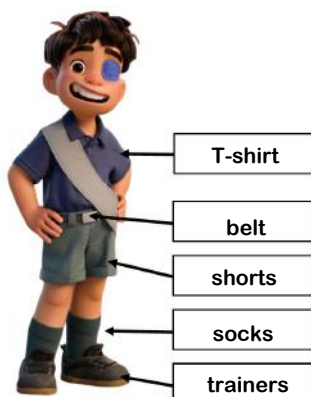
1-A; 2-C; 3-B; 4-F; 5-G; 6-E; 7-D

Page 10:


Name: Elio Solis;

Age: 11 (eleven);

Country: United States of America (U.S.A.)



Page 11



Did you miss the  
1st Edition?  
Not a problem!  
Check it all out here!



**Edição**  
AE Coronado e Castro  
Nº2-2025

**Coordenação Editorial e de Redação**  
Vera Martins

**Redação**  
Grupo Disciplinar de Inglês (1ºCiclo)  
Alunos do 1º Ciclo

EBS de Coronado e Castro  
Rua da Costa  
4745 - 517 S. Romão do Coronado - Trofa  
Telf.: 229827151  
Email: geral@aecc.pt

Page 14: C—D—B—A