

# Smart Living





## Celebrating Six Decades of Luonto Furniture

Marking our 60th anniversary, we at Luonto Furniture Our founder, Pentti Viitala, instilled in us the vision of delivering high-quality furniture at fair prices. Today, with a presence in over 15 countries, we continue to uphold this vision. As we celebrate this milestone, we reaffirm our commitment to craftsmanship, innovation, and customer satisfaction. Here's to our past 60 years and to many more ahead.

Our Quality Standard _____	2	Monika _____	26
Raw Materials _____	3	Nico _____	27
Our Functions _____	4	<b>MOVE FUNCTION</b>	
<b>LEVEL FUNCTION</b>		Halti _____	28
Belton _____	6	<b>FLIP FUNCTION</b>	
Charleston _____	7	Delta _____	29
Fantasy _____	8	Martta _____	30
West _____	9	<b>EASY DELUXE FUNCTION</b>	
Polar _____	10	Dolphin _____	31
<b>DRAWER FUNCTION</b>		<b>BUNK BED FUNCTION</b>	
Otto _____	11	Elevate _____	32
<b>HYBRID DELUXE FUNCTION</b>		<b>RECLINER</b>	
Haven _____	12	Rolled _____	33
Cove _____	13	Sloped _____	34
Elliot _____	14	Track _____	35
<b>SLIDE FUNCTION</b>		Welled _____	36
Kai _____	15	<b>STATIONARY</b>	
<b>HYBRID FUNCTION</b>		Functional _____	37
Casey _____	16	Poet _____	38
Hampton _____	17	Viola _____	39
Pint _____	18	<b>ACCESSORIES</b>	
<b>NEST FUNCTION</b>		Mattress Protectors _____	40
Aura _____	19	Wired Remote _____	40
Elfin _____	20	Bed Sheet Sets _____	41
Erika _____	21	Upholstery Information _____	42
Ethos _____	22	Specialty Fabrics _____	43
Harper _____	23	Stock Program SKUs _____	44
Hugo _____	24		
Jamie _____	25		

# Sustainability

“it’s done simply because it’s who we are and where we come from”

6 ton

Weekly Pellet Weight

1600s

Forest Regulation Start

80

Years Before Harvests

70%

Timber Exported




## Quality and Longevity

Luonto Furniture crafts high-quality furniture designed to last more than 10 years. The focus is on repair-ability in both materials and assembly methodology, significantly reducing product waste.



## Zero Wood Waste

The company practices zero wood waste. Wood dust collected at the sawmill is pressed into pellets, which are used to heat production lines during Finland’s harsh winters.




## High-Quality Raw Materials

Luonto Furniture sources only the highest quality raw materials. These materials have world-renowned certifications for wood, foam, fiber fill, and upholstery.



## Recycled Materials

The fibers used in cushions are made with recycled PET water bottles. The R-PES upholstery collection contains 100% polyester from recycled bottles.



## Sustainable Manufacturing Practices

Sustainability is built into the manufacturing practices. This includes re-purposing wood dust and partnering with local artisans to use scraps, rather than considering them waste.

# Our Quality Standard

Quality is the cornerstone of the business, permeating all processes from design to delivery, with rigorous testing at each stage. A culture of excellence is fostered through performance-based incentives, promoting high-quality production and occupational wellbeing, all while upholding the vision of offering high-quality furniture at fair prices.

## Maintaining Our Quality



### Product Design

Furniture is designed for intended uses



### Materials

Selection is based on longevity needs



### Production

CNC means precision every time.



### Inspection

Quality checks occur at every step



### Warranty

Trusted and guaranteed for at least 10 years

## Certifications and Labels



### On Solid Wood

Promotes sustainable forest management.



### On Plywood

Upholds biodiversity and improves local economies.



### All Cushion Foam

Voluntary testing for environmental, health, and safety standards.



### Oeko-Tex

A standard for consumer safety in decision-making.  
In filling materials and some upholsteries.



### REACH

An E.U. regulation for protection against harmful chemicals.  
In filling materials and some upholsteries.



### Performance

Advanced technology for stain protection, cleanable with water.



### All AquaClean

AquaClean technology that protects against viruses and bacteria.



### All AquaClean

Performance without harmful PFCs, ensuring safety.



### R-PES

Promotes environment free from harmful chemicals.


Learn More Online

[www.luonto.com/certifications](http://www.luonto.com/certifications)

# Raw Materials

## Birch Plywood

Interior-grade Birch Plywood is strong, rigid, and resistant to warping, splitting, and moisture. Its durability, stability, and resistance to environmental changes make it an ideal choice for long-lasting, high-quality furniture.



## Nordic Spruce Solid Wood

Grown in northern Europe, Nordic Spruce combines strength, flexibility, and sustainable management, making it ideal for durable, environmentally-friendly furniture frames.



## No Sag Seat Suspension

Known as sinuous springs, are often used in due to their durability and comfort. The “no-sag” name comes from their ability to maintain their spring and bounce. We use a minimum of 4 per seat, spaced 4.25 inches on center for uniform comfort.




## Foam, Fiber and Filling

All comfort can be credited to Cold Cured High Resilient foam, its the premier choice due to its superior durability, resilience, and pressure distribution. Every cushion is chamber-filled, by weight for consistent comfort.



## Packaging and Shipping

Prioritizing both sustainability and product safety, recycled poly sheets and re-purposed foam scraps for padding are used in packaging. Each item is hand-wrapped with double bubble wrap and uncoated carton bottoms establish a safe, eco-friendly delivery.



# Our Functions



## Level Function

This single motion sleeper function features assisted opening and soft close operation



## Hybrid Deluxe Function

This single motion sleeper function features deep seat comfort and auto-folding back to make the bed.



## Slide Function

This power sofa sleeper easily converts into a Full size bed, and is adjustable to a variety of seat depths before opening to its bed.



## Hybrid Function

This dual motion sleeper function is easy to operate and offers a conventional sleeping direction



## Nest Function

This dual motion sleeper function features a two section bed, allowing you to sit, sleep, or both at once.



## Flip Function

This single motion sleeper function features arm-to-arm bed orientation great for narrow spaces



## Move Function

This multi-functional sleeper function features a seat depth adjustment and arm-to-arm narrow bed orientation.



## Easy Deluxe Function

This dual motion sleeper function features arm-to-arm bed orientation, under-seat storage, perfect in narrow spaces



## Bunk Bed Function

This one-of-a-kind sleeper easily transforms from a sofa into a GCC Compliant bunk bed, in seconds.



## Loungers

This swivel glider is a lovely companion to our sleeper designs. These designs offer great non-sleeper seating.



## Drawer Function

This dual motion sleeper function features a drawer mechanism, just pull out and place the cushion on top.



### Mattress Protector

Ref # 34.7



### Bedding Sheet Set

Ref # 34.11

## Add Practicality to Function

Add an array of accessories to our functions to improve function, add protection, or increase practicality in your home.



## All About Our Stock Program

Our In-Stock Program boasts an impressive selection of over 250 furniture SKUs, meticulously designed for space optimization. Our distribution center, strategically located in Charleston, South Carolina, guarantees prompt shipping, with your selected items dispatched within just 3-5 days.

Our Live Inventory Reporting feature keeps you informed effortlessly. Available on our website [www.luonto.com/stock](http://www.luonto.com/stock), it allows you to check the stock availability of our In stock program items, streamlining your sales & purchasing experience and saving you precious time.



**Our Live Inventory Reporting feature keeps you informed effortlessly. Available on our website [www.luonto.com/stock](http://www.luonto.com/stock), it allows you to check the stock availability of our In stock program items**

From King-size sleepers to Cot-size chair sleepers and more, our In-Stock Program offers a diverse range of functional and stationary furniture solutions. Catering to various needs and styles, we take pride in distributing our best-selling items throughout North America, committed to bringing you premium quality furniture that compliments your space.

Explore our In-Stock Program today and discover the perfect piece for your space.

# Belton

## Level Function

This single motion sleeper function features assisted opening and soft close operation



Shown above as BELT-DLV-GEMM/01-105/6-WA

## Stock Options

### King Sofa

Ref # 2.5-2.6 (page 44)



Gemma 01



Gemma 86

\$3,899

### Queen Loveseat

Ref # 2.1-2.2



Gemma 01



Gemma 86

\$3,399

### King Sofa (Power)

Ref # 2.7-2.8



Gemma 01



Gemma 86

\$5,499

### Queen Loveseat (Power)

Ref # 2.3-2.4



Gemma 01



Gemma 86

\$4,899

### Leg Choices



105/6 Walnut



217/6 Chrome

### + ADD-ON



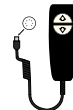
**Mattress Protector**

Ref # 34.7



**Bedding Sheet Set**

Ref # 34.11



**Wired Remote**

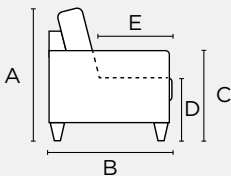
Ref # 34.13



**Track Recliner**

Ref # 30.1

## SKUs & Dimensions



### General Measures\*

A 35 B 40.5 C 24.75

D 17.75 E 21.75

Mattress Thickness 5  
Open From Wall 89.75

\*All measures are in Inches



**BELT-DLV King Sofa**

Width 89.25  
Bed Size 76x80



**BELT-DLV-PWR King Sofa**

Width 89.25  
Bed Size 76x80



**BELT-CLV Queen Loveseat**

Width 73.25  
Bed Size 60x80



**BELT-CLV-PWR Queen Loveseat**

Width 73.25  
Bed Size 60x80





# Level Function

This single motion sleeper function features assisted opening and soft close operation



Shown above as CHAR-CLV-OLIV/173-104/6-WA

# Charleston

## Stock Options

### Queen Loveseat

Ref # 4.1 (page 44)



Oliver 173

**\$3,199**

## Leg Choices



104/6 Walnut

### + ADD-ON



#### Mattress Protector

Ref # 34.8



#### Bedding Sheet Set

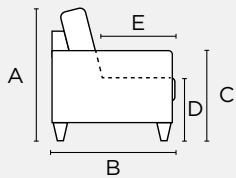
Ref # 34.12



#### Rolled Recliner

Ref # 28.1

## SKUs & Dimensions



### General Measures\*

A 34.75 B 39.75 C 26

D 17.75 E 22

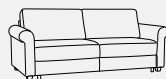
Mattress Thickness 5  
Open From Wall 89.75

\*All measures are in Inches



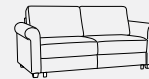
#### CHAR-CLV Queen Loveseat

Width 75.25  
Bed Size 60x80



#### CHAR-DLV King Sofa

Width 91.25  
Bed Size 76x80



#### CHAR-BLV Full XL Loveseat

Width 69  
Bed Size 55x80



#### CHAR-ALV Cot Chair

Width 45.25  
Bed Size 30x80



Use our **Made to Order Program** to choose any size, upholstery or compatible leg style and color.

### Need a Different Size, Upholstery, or Leg?

# Fantasy

## Level Function

This single motion sleeper function features assisted opening and soft close operation



Shown above as FANT-DLV-RENE/04-217/6-CR

## Stock Options

### King Sofa

Ref # 13.14-13.17 (page 45)



Rene 01



Rene 04

\$3,799

### Queen Loveseat

Ref # 13.9-13.13



Rene 01



Rene 04



Glamour 12

\$3,299

### Full XL Loveseat

Ref # 13.5-13.8



Rene 01



Rene 04

\$2,799

### Cot Chair

Ref # 13.1-13.4



Rene 01



Rene 04

\$2,099

### Leg Choices



104/6 Walnut



217/6 Chrome

### + ADD-ON



#### Mattress Protector

Ref # 34.5



#### Bedding Sheet Set

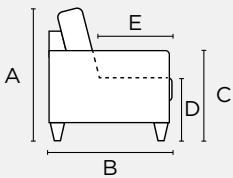
Ref # 34.9



#### Track Recliner

Ref # 30.1

## SKUs & Dimensions



### General Measures\*

A 35 B 39.25 C 26.5

D 17.75 E 22.5

Mattress Thickness 5  
Open From Wall 89.75

\*All measures are in Inches



#### FANT-DLV King Sofa

Width 86.5  
Bed Size 76x80



#### FANT-CLV Queen Loveseat

Width 70.5  
Bed Size 60x80



#### FANT-BLV Full XL Loveseat

Width 64.25  
Bed Size 55x80



#### FANT-ALV Cot Chair

Width 40.25  
Bed Size 30x80



# Level Function

This single motion sleeper function features assisted opening and soft close operation

# West



Shown above as WEST-CLV-PWR-SA/0000-217/6-CR

## Stock Options

### Queen Loveseat (Power)

Ref # 33.1 (page 47)



Soft Antique  
0000

**\$6,899**

### Queen Loveseat

Ref # 33.2-33.3



Soft Antique  
0000



Soft Antique  
4100

**\$5,499**

## Leg Choices



217/6 Chrome

### + ADD-ON



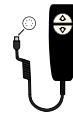
#### Mattress Protector

Ref # 34.8



#### Bedding Sheet Set

Ref # 34.12



#### Wired Remote

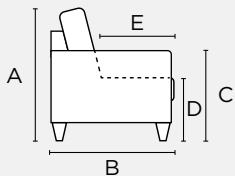
Ref # 34.13



#### Track Recliner

Ref # 30.1

## SKUs & Dimensions



### General Measures\*

A 35 B 42.5 C 24.5

D 17.75 E 21.75

Mattress Thickness 5  
Open From Wall 89.75

\*All measures are in Inches



#### WEST-CLV Queen Loveseat

Width 74.5  
Bed Size 60x80



#### WEST-CLV-PWR Queen Loveseat

Width 74.5  
Bed Size 60x80



WEST-BLV  
Full XL Loveseat  
Width 72  
Bed Size 55x80



WEST-ALV  
Cot Chair  
Width 46.75  
Bed Size 30x80



### Need a Different Size, Upholstery, or Leg?

Use our **Made to Order Program** to choose any size, upholstery or compatible leg style and color.

# Polar

## Level Function

This single motion sleeper function features assisted opening and soft close operation



Shown above as POLA-CLV-OASI/01-110/6-WA

## Stock Options

### King Sofa

Ref # 27.4 (page 47)



Oasis 01

\$3,799

### Queen Loveseat

Ref # 27.3



Oasis 01

\$3,299

### Full XL Loveseat

Ref # 27.2



Oasis 01

\$2,899

### Cot Chair

Ref # 27.1



Oasis 01

\$2,099

### Leg Choices



110/6 Walnut

### + ADD-ON



**Mattress Protector**  
Ref # 34.7

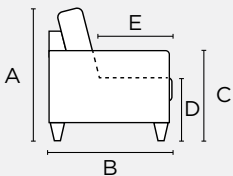


**Bedding Sheet Set**  
Ref # 34.11



**Track Recliner**  
Ref # 30.1

## SKUs & Dimensions



### General Measures\*

A 35.5 B 39.75 C 25.5

D 18 E 23.25

Mattress Thickness 5  
Open From Wall 89.75

\*All measures are in Inches



**POLA-DLV King Sofa**  
Width 83.25  
Bed Size 76x80



**POLA-CLV Queen Loveseat**  
Width 67.25  
Bed Size 60x80



**POLA-BLV Full XL Loveseat**  
Width 62.25  
Bed Size 55x80



**POLA-ALV Cot Chair**  
Width 37.25  
Bed Size 30x80



# Drawer Function

This dual motion sleeper function features a drawer mechanism, just pull out and place the cushion on top.

# Otto



Shown above as OTTO-QDW-LEA/40-SMB

## Stock Options

### Cot Ottoman

Ref # 24.1-24.5 (page 47)



Rene 01



Lea 40



Oliver 173



Oasis 01



Rene 04

**\$1,499**

## Table Finishes



Smoked Birch

### + ADD-ON



#### Mattress Protector

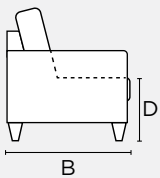
Ref # 34.5



#### Bedding Sheet Set

Ref # 34.9

## SKUs & Dimensions



### General Measures\*

B 39.75 D 18.5

Mattress Thickness 5  
Open From Wall 80

\*All measures are in Inches



#### OTTO-QDW Cot Ottoman

Width 39.75  
Bed Size 30x80



# Haven

## Hybrid Deluxe Function

This single motion sleeper function features deep seat comfort and auto-folding back to make the bed.



Shown above as HAVE-DHD-ATLA/01-126/12-WA

## Stock Options

### King Sofa

Ref # 17.1-17.4 (page 45)



Atlantic 01



Atlantic 07

**\$3,599**

### Queen Loveseat

Ref # 17.5-17.8



Atlantic 01



Atlantic 07

**\$2,999**

## Leg Choices



126/12 Walnut



236/12 Brushed

### + ADD-ON



#### Mattress Protector

Ref # 34.7



#### Bedding Sheet Set

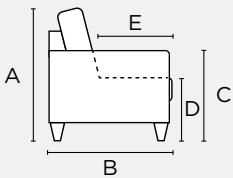
Ref # 34.11



#### Track Recliner

Ref # 30.1

## SKUs & Dimensions



### General Measures\*

A 35.5 B 42.25 C 27.25

D 17.75 E 23.5

Mattress Thickness 5

Open From Wall 88.5

\*All measures are in Inches



#### HAVE-DHD King Sofa

Width 84.75  
Bed Size 76x80



#### HAVE-CHD Queen Loveseat

Width 67.75  
Bed Size 60x80



# Hybrid Deluxe Function

# Cove

This single motion sleeper function features deep seat comfort and auto-folding back to make the bed.



Shown above as COVE-DHD-OASI/01-124/4-WA

## Stock Options

### King Sofa

Ref # 5.2 (page 44)



Oasis 01

**\$3,999**

### Queen Loveseat

Ref # 5.1



Oasis 01

**\$3,499**

## Leg Choices



124/4 Walnut

### + ADD-ON



#### Mattress Protector

Ref # 34.7



#### Bedding Sheet Set

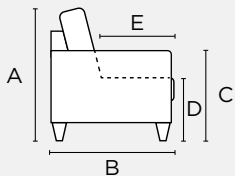
Ref # 34.11



#### Track Recliner

Ref # 30.1

## SKUs & Dimensions



### General Measures\*

A 33.75 B 40.25 C 24.75

D 17.75 E 22.5

Mattress Thickness 5

Open From Wall 86.5

\*All measures are in Inches



**COVE-DHD  
King Sofa**  
Width 94.5  
Bed Size 76x80



**COVE-CHD  
Queen Loveseat**  
Width 77.5  
Bed Size 60x80



# Elliot

## Hybrid Deluxe Function

This single motion sleeper function features deep seat comfort and auto-folding back to make the bed.



Shown above as ELLI-CHD+FOU-LEA/40-402/6-SMB

## Stock Options

### King Sofa Chaise

Ref # 10.4 (page 14)



Lea 40

\$6,599

### Queen Loveseat Chaise

Ref # 10.2



Lea 40

\$6,299

### King Sofa

Ref # 10.3



Lea 40

\$4,699

### Queen Loveseat

Ref # 10.1



Lea 40

\$4,399

### Leg Choices



402/6 Smoked Birch

### + ADD-ON



**Mattress Protector**

Ref # 34.8



**Bedding Sheet Set**

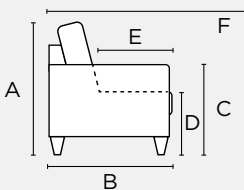
Ref # 34.12



**Track Recliner**

Ref # 30.1

## SKUs & Dimensions



### General Measures\*

A 34.25 B 44 C 24.5

D 17.75 E 24.5 F 65

Mattress Thickness 5

Open From Wall 91

\*All measures are in Inches



**ELLI-DHD+FOU  
King Sofa Chaise**

Width 123.5  
Bed Size 76x80



**ELLI-CHD+FOU  
Queen Loveseat Chaise**

Width 109  
Bed Size 60x80



**ELLI-DHD  
King Sofa**

Width 93.5  
Bed Size 76x80



**ELLI-CHD  
Queen Loveseat**

Width 77.5  
Bed Size 60x80





# Slide Function

# Kai

This power sofa sleeper easily converts into a Full size bed, and is adjustable to a variety of seat depths before opening to its bed.



Shown above as KAI-DSD-OASI/15-504/6-WA

## Stock Options

### Full Sofa

Ref # 20.1 (page 46)



Oasis 15

**\$3,999**

### Leg Choices



504/6 Walnut

#### + ADD-ON



**Mattress Protector**

Ref # 34.6



**Bedding Sheet Set**

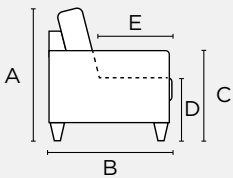
Ref # 34.10



**Track Recliner**

Ref # 30.1

## SKUs & Dimensions



### General Measures\*

A 33.5 B 41.25 C 22.75

D 18 E 22.5

Mattress Thickness 5

Open From Wall 72

\*All measures are in Inches



**KAI- DSD  
Full Sofa**

Width 88.25  
Bed Size 53x75



# Casey

## Hybrid Function

This dual motion sleeper function is easy to operate and offers a conventional sleeping direction



Shown above as CASE-DLV-RENE/01-104/6-WA

## Stock Options

### King Sofa

Ref # 3.5-3.6 (page 44)



Rene 01



Rene 03

**\$3,299**

### Queen Loveseat

Ref # 3.3-3.4



Rene 01



Rene 03

**\$2,799**

### Full XL Loveseat

Ref # 3.2



Rene 01

**\$2,599**

### Cot Chair

Ref # 3.1



Rene 01

**\$1,949**

### Leg Choices



104/6 Walnut

#### + ADD-ON



#### Mattress Protector

Ref # 34.5



#### Bedding Sheet Set

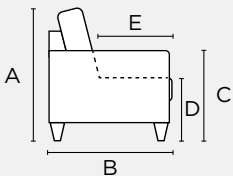
Ref # 34.9



#### Rolled Recliner

Ref # 28.1

## SKUs & Dimensions



### General Measures\*

A 33.5 B 39.25 C 23.5

D 17 E 21.75

Mattress Thickness 5  
Open From Wall 86.5

\*All measures are in Inches



#### CASE-DHY King Sofa

Width 91  
Bed Size 76x80



#### CASE-CHY Queen Loveseat

Width 74.5  
Bed Size 60x80



#### CASE-BHY Full XL Loveseat

Width 69.75  
Bed Size 55x80



#### CASE-AHY Cot Chair

Width 44.5  
Bed Size 30x80



# Hybrid Function

This dual motion sleeper function is easy to operate and offers a conventional sleeping direction

# Hampton



Shown above as HAMP-CHY+FOU-RODE/104-217/6-CR

## Stock Options

### Queen Loveseat Chaise

Ref # 15.3-15.4 (page 45)  
(Reversible Chaise)



Rodeo 104

\$4,299

### King Sofa

Ref # 15.5-15.6



Rodeo 104

\$3,299

### Queen Loveseat

Ref # 15.1-15.2



Rodeo 104

\$2,799

## Leg Choices



104/6 Walnut



217/6 Chrome

### + ADD-ON



#### Mattress Protector

Ref # 34.7



#### Bedding Sheet Set

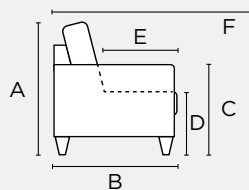
Ref # 34.11



#### Track Recliner

Ref # 30.1

## SKUs & Dimensions



### General Measures\*

A 35 B 39.75 C 22.75

D 17 E 21.75 F 59.75

Mattress Thickness 5  
Open From Wall 86.5

\*All measures are in Inches



#### HAMP-DHY King Sofa

Width 86.5  
Bed Size 76x80



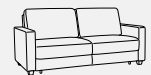
#### HAMP-CHY Queen Loveseat

Width 70.5  
Bed Size 60x80



#### HAMP-CHY+FOU Queen Sectional

Width 99.5  
Bed Size 60x80



#### HAMP-BHY Full XL Loveseat

Width 65.75  
Bed Size 55x80



Use our **Made to Order Program** to choose any size, upholstery or compatible leg style and color.

# Pint

## Hybrid Function

This dual motion sleeper function is easy to operate and offers a conventional sleeping direction



Shown above as PINT-BHY+FO-RENE/03-110/6-WA

## Stock Options

### Full XL Loveseat Chaise

Ref # 25.1 (page 47)



Rene 03

**\$3,499**

### Full XL Chaise Loveseat

Ref # 25.2



Rene 03

**\$3,499**

## Leg Choices



110/6 Walnut

### + ADD-ON



#### Mattress Protector

Ref # 34.6



#### Bedding Sheet Set

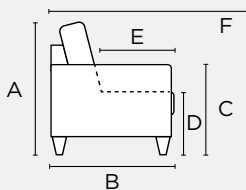
Ref # 34.10



#### Track Recliner

Ref # 30.1

## SKUs & Dimensions



### General Measures\*

A 33 B 39.25 C 24

D 17 E 20.5 F 45.25

Mattress Thickness 5  
Open From Wall 86.5

\*All measures are in Inches



#### PINT-BHY+FO King Sofa

Width 81  
Bed Size 55x80



#### PINT-FO+BHY Queen Loveseat

Width 81  
Bed Size 55x80



# Nest Function

This dual motion sleeper function features a two section bed, allowing you to sit, sleep, or both at once.

# Aura



Shown above as AURA-CNT-ATLA/07-234/9-CR

## Stock Options

### Queen Loveseat

Ref # 1.1-1.2 (page 44)



Atlantic 07

**\$2,899**

## Leg Choices



234/9 Chrome

### + ADD-ON



#### Mattress Protector

Ref # 34.8



#### Bedding Sheet Set

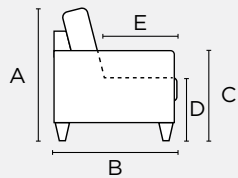
Ref # 34.12



#### Wadded Recliner

Ref # 32.1

## SKUs & Dimensions



### General Measures\*

A 33.75 B 39.25 C 26.5

D 18 E 22

Mattress Thickness 5  
Open From Wall 84.75

\*All measures are in Inches



#### AURA-CNT Queen Loveseat

Width 70.5  
Bed Size 60x80



### Need a Different Size, Upholstery, or Leg?



#### AURA-DNT King Sofa

Width 86.25  
Bed Size 76x80



#### AURA-BNT Full XL Loveseat

Width 65.25  
Bed Size 55x80



#### AURA-ANT Cot Chair

Width 40.25  
Bed Size 30x80

Use our **Made to Order Program** to choose any size, upholstery or compatible leg style and color.

# Elfin

## Nest Function

This dual motion sleeper function features a two section bed, allowing you to sit, sleep, or both at once.



Shown above as ELFI-DNT-LUNA/35-126/9-WA

## Stock Options

### King Sofa

Ref # 9.13-9.16 (page 44)



Rene 01



Luna 35

**\$3,199**

### Queen Loveseat

Ref # 9.9-9.12



Rene 01



Luna 35

**\$2,899**

### Full XL Loveseat

Ref # 9.5-9.8



Rene 01



Luna 35

**\$2,499**

### Cot Chair

Ref # 9.1-9.4



Rene 01



Luna 35

**\$1,899**

### Leg Choices



126/9 Walnut



234/9 Chrome

### + ADD-ON



#### Mattress Protector

Ref # 34.5



#### Bedding Sheet Set

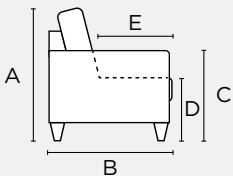
Ref # 34.9



#### Track Recliner

Ref # 30.1

## SKUs & Dimensions



### General Measures\*

A 32.75 B 39.75 C 25.25

D 17.75 E 21.75

Mattress Thickness 5  
Open From Wall 84.75

\*All measures are in Inches



#### ELFI-DNT King Sofa

Width 80  
Bed Size 76x80



#### ELFI-CNT Queen Loveseat

Width 63.75  
Bed Size 60x80



#### ELFI-BNT Full XL Loveseat

Width 59  
Bed Size 55x80



#### ELFI-ANT Cot Chair

Width 33.75  
Bed Size 30x80



# Nest Function

This dual motion sleeper function features a two section bed, allowing you to sit, sleep, or both at once.

# Erika



Shown above as ERIK-CNT-LUNA/29-126/9-WA

## Stock Options

### Queen Loveseat

Ref # 11.3 (page 45)



Luna 29

\$2,899

### Full XL Loveseat

Ref # 11.2



Luna 29

\$2,499

### Cot Chair

Ref # 11.1



Luna 29

\$1,899

## Leg Choices



126/9 Walnut

### + ADD-ON



#### Mattress Protector

Ref # 34.5



#### Bedding Sheet Set

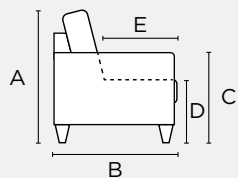
Ref # 34.9



#### Track Recliner

Ref # 30.1

## SKUs & Dimensions



### General Measures\*

A 32.75 B 39.75 C 25.5

D 17.25 E 21.75

Mattress Thickness 5  
Open From Wall 84.75

\*All measures are in Inches



#### ERIK-CNT Queen Loveseat

Width 70.75  
Bed Size 60x80



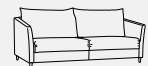
#### ERIK-BNT Full XL Loveseat

Width 63.5  
Bed Size 55x80



#### ERIK-ANT Cot Chair

Width 38.25  
Bed Size 30x80



#### ERIK-DNT King Sofa

Width 83.75  
Bed Size 76x80



Need a Different Size,  
Upholstery, or Leg?

Use our **Made to Order Program** to choose any size, upholstery or compatible leg style and color.

# Ethos

## Nest Function

This dual motion sleeper function features a two section bed, allowing you to sit, sleep, or both at once.



Shown above as ETHO-DNT-OLIV/173-234/9-CR

## Stock Options

### King Sofa

Ref # 12.13-12.16 (page 45)



Oliver 173



Oliver 515

**\$3,199**

### Queen Loveseat

Ref # 12.9-12.12



Oliver 173



Oliver 515

**\$2,899**

### Full XL Loveseat

Ref # 12.5-12.8



Oliver 173



Oliver 515

**\$2,499**

### Cot Chair

Ref # 12.1-12.4



Oliver 173



Oliver 515

**\$1,899**

### Leg Choices



126/9 Walnut



234/9 Chrome

### + ADD-ON



#### Mattress Protector

Ref # 34.5



#### Bedding Sheet Set

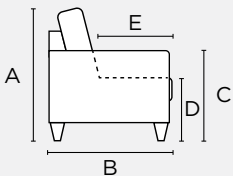
Ref # 34.9



#### Track Recliner

Ref # 30.1

## SKUs & Dimensions



### General Measures\*

A 34.75 B 39.75 C 24

D 17.25 E 20

Mattress Thickness 5  
Open From Wall 84.75

\*All measures are in Inches



**ETHO-DNT  
King Sofa**

Width 82  
Bed Size 76x80



**ETHO-CNT  
Queen Loveseat**

Width 66.25  
Bed Size 60x80



**ETHO-BNT  
Full XL Loveseat**

Width 61.5  
Bed Size 55x80



**ETHO-ANT  
Cot Chair**

Width 36.25  
Bed Size 30x80





# Nest Function

This dual motion sleeper function features a two section bed, allowing you to sit, sleep, or both at once.



Shown above as HARP-BNT+FOU-ATLA/03-104/9-WA

# Harper

## Stock Options

### Full XL Loveseat Chaise

Ref # 16.1 (page 45)  
(Reversible Chaise)



Atlantic 03

**\$4,199**

## Leg Choices



104/9 Walnut

### + ADD-ON



**Mattress Protector**  
Ref # 34.6

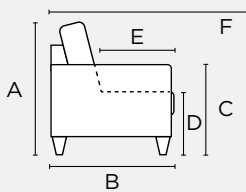


**Bedding Sheet Set**  
Ref # 34.10



**Sloped Recliner**  
Ref # 29.1

## SKUs & Dimensions



**HARP-BNT-FOU**  
**Full XL Sectional**

Width 91  
Bed Size 55x80

### General Measures\*

A 32.75 B 39.25 C 24.75

D 17.75 E 21.75 F 61

Mattress Thickness 5  
Open From Wall 84.75

\*All measures are in Inches



# Hugo

## Nest Function

This dual motion sleeper function features a two section bed, allowing you to sit, sleep, or both at once.



Shown above as HUGO-DNT+H+B-ATLA/03-104/9-WE

## Stock Options

### King Sectional

Ref # 18.1 (page 46)



Atlantic 03

**\$5,199**

## Leg Choices



104/9 Wenge

### + ADD-ON



#### Mattress Protector

Ref # 34.7



#### Bedding Sheet Set

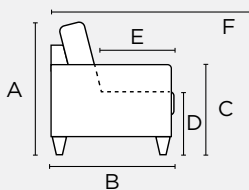
Ref # 34.11



#### Rolled Recliner

Ref # 28.1

## SKUs & Dimensions



### HUGO-DNT+H+B King Sectional

Width 121.25  
Bed Size 76x80

### General Measures\*

A 32.75 B 39.25 C 24.75

D 17.75 E 21.75 F 76.75

Mattress Thickness 5

Open From Wall 84.75

\*All measures are in Inches



# Nest Function

This dual motion sleeper function features a two section bed, allowing you to sit, sleep, or both at once.

# Jamie



Shown above as JAMI-CNT-LAB/24-234/9-CR

## Stock Options

### Queen Loveseat

Ref # 19.1-19.4 (page 46)



Soft Antique 0127



Labrador 24

starting \$4,799

## Leg Choices



104/9 Walnut



234/9 Chrome

### + ADD-ON



#### Mattress Protector

Ref # 34.8



#### Bedding Sheet Set

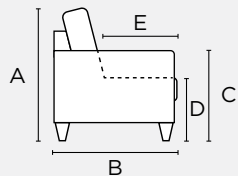
Ref # 34.12



#### Sloped Recliner

Ref # 29.1

## SKUs & Dimensions



### General Measures\*

A 33.5 B 39.75 C 25.25

D 16.5 E 22

Mattress Thickness 5  
Open From Wall 84.75

\*All measures are in Inches



#### JAMI-CNT Queen Loveseat

Width 70.75  
Bed Size 60x80



### Need a Different Size, Upholstery, or Leg?



#### JAMI-DNT King Sofa

Width 87  
Bed Size 76x80



#### JAMI-BNT Full XL Loveseat

Width 66.25  
Bed Size 55x80



#### JAMI-ANT Cot Chair

Width 41  
Bed Size 30x80

Use our **Made to Order Program** to choose any size, upholstery or compatible leg style and color.

# Monika

## Nest Function

This dual motion sleeper function features a two section bed, allowing you to sit, sleep, or both at once.



Shown above as MONI-DNT-OLIV/173-104/9-WA

## Stock Options

### King Sofa

Ref # 22.19-22-24 (page 46)



Oliver 173



Oliver 515



Loule 630

\$3,199

### Queen Loveseat

Ref # 22.13-22.18



Oliver 173



Oliver 515



Loule 630

\$2,899

### Full XL Loveseat

Ref # 22.7-22.12



Oliver 173



Oliver 515



Loule 630

\$2,499

### Cot Chair

Ref # 22.1-22.6



Oliver 173



Oliver 515



Loule 630

\$1,899

### Leg Choices



104/9 Walnut



234/9 Chrome

### + ADD-ON



#### Mattress Protector

Ref # 34.5



#### Bedding Sheet Set

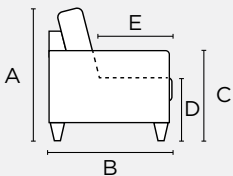
Ref # 34.9



#### Sloped Recliner

Ref # 29.1

## SKUs & Dimensions



### General Measures\*

A 32.75 B 39.75 C 24.75

D 17.75 E 20.75

Mattress Thickness 5  
Open From Wall 84.75

\*All measures are in Inches



#### MONI-DNT King Sofa

Width 86.5  
Bed Size 76x80



#### MONI-CNT Queen Loveseat

Width 70  
Bed Size 60x80



#### MONI-BNT Full XL Loveseat

Width 65  
Bed Size 55x80



#### MONI-ANT Cot Chair

Width 39.75  
Bed Size 30x80



# Nest Function

This dual motion sleeper function features a two section bed, allowing you to sit, sleep, or both at once.

# Nico



Shown above as NICO-CNT-CLOU/09-104/9-CR

## Stock Options

### King Sofa

Ref # 23.12-23.14 (page 46)



Cloud 09



Rene 04

**\$3,199**

### Queen Loveseat

Ref # 23.7-23.11



Cloud 09



Rene 04



Soft Antique 4340

starting **\$2,899**

### Full XL Loveseat

Ref # 23.4-23.6



Cloud 09



Rene 04

**\$2,499**

### Cot Chair

Ref # 23.1-23.3



Cloud 09



Rene 04

**\$1,899**

### Leg Choices



104/9 Smoked  
\*Only Cloud 09



104/9 Walnut



234/9 Chrome

### + ADD-ON



**Mattress Protector**  
Ref # 34.5

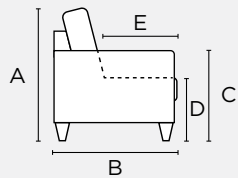


**Bedding Sheet Set**  
Ref # 34.9



**Track Recliner**  
Ref # 30.1

## SKUs & Dimensions



### General Measures\*

A 32.75 B 39.75 C 21.75

D 17.25 E 20.75

**Mattress Thickness 5**  
**Open From Wall 84.75**

\*All measures are in Inches



**NICO-DNT King Sofa**  
Width 85.5  
Bed Size 76x80



**NICO-CNT Queen Loveseat**  
Width 69.75  
Bed Size 60x80



**NICO-BNT Full XL Loveseat**  
Width 64.5  
Bed Size 55x80



**NICO-ANT Cot Chair**  
Width 39.25  
Bed Size 30x80



# Halti

## Move Function

This multi-functional sleeper function features a seat depth adjustment and arm-to-arm narrow bed orientation.



Shown above as HALT-BMV+FO-ATLA/O2-402/6-WA



## Stock Options

### Full XL Loveseat Chaise

Ref # 14.1 (page 45)



Atlantic O2

**\$4,999**

### Full XL Chaise Loveseat

Ref # 14.2



Atlantic O2

**\$4,999**

## Leg Choices



402/6 Walnut

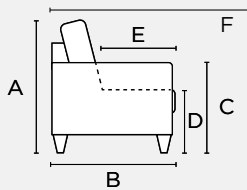
### + ADD-ON



### Sloped Recliner

Ref # 29.1

## SKUs & Dimensions



### General Measures\*

A 32.75 B 38.75 C 27.5

D 17.25 E 23.5 F 69.75

Mattress Thickness 5

Open From Wall 69.75

\*All measures are in Inches



**HALT-BMV+FO**  
Full XL Sectional

Width 104.75  
Bed Size 55x80



**HALT-FO+BMV**  
Full XL Sectional

Width 104.75  
Bed Size 55x80



# Flip Function

This single motion sleeper function features arm-to-arm bed orientation great for narrow spaces



Shown above as DELT-BFP+FOU-CLOU/02-104/9-SMB

# Delta

## Stock Options

### Full XL Loveseat Chaise

Ref # 6.1-6.2 (page 44)  
(Reversible Chaise)



Cloud 02

**\$4,299**

## Leg Choices



104/9 Smoked Birch



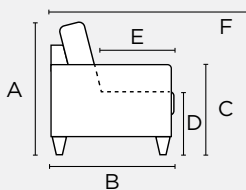
234/9 Chrome

### + ADD-ON



**Track Recliner**  
Ref # 30.1

## SKUs & Dimensions



### General Measures\*

A 35 B 40.25 C 25.25

D 18 E 22.75 F 67.25

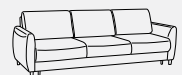
**Mattress Thickness 5**  
**Open From Wall 62.25**

\*All measures are in Inches



**DELT-BFP+FOU**  
**Full XL Sectional**

Width 103.5  
Bed Size 55x90



**DELT-EFP**  
**Full XL Sofa**

Width 92.5  
Bed Size 55x90

### Need a Different Size, Upholstery, or Leg?

Use our **Made to Order Program** to choose any size, upholstery or compatible leg style and color.

# Martta

## Flip Function

This single motion sleeper function features arm-to-arm bed orientation great for narrow spaces



Shown above as MART-BFP-ATLA/07-104/9-WA

## Stock Options

### Full XL Loveseat Chaise

Ref # 21.1 (page 46)  
(Reversible Chaise)



Atlantic 07

**\$3,499**

## Leg Choices



127/9 Walnut



234/9 Chrome

### + ADD-ON



**Mattress Protector**  
Ref # 34.6

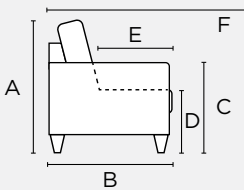


**Bedding Sheet Set**  
Ref # 34.10



**Track Recliner**  
Ref # 30.1

## SKUs & Dimensions



**MART-BFP+FOU**  
**Full XL Sectional**

Width 87  
Bed Size 55x80

### General Measures\*

A 36.25 B 39.25 C 24.75

D 18 E 22.75 F 67

Mattress Thickness 5  
Open From Wall 58.25

\*All measures are in Inches





# Easy Deluxe Function

This dual motion sleeper function features arm-to-arm bed orientation, under-seat storage, perfect in narrow spaces

# Dolphin



Shown above as DOLP-CED+FOU-GLAM/13-133/12-BK

## Stock Options

### Full XL Loveseat Chaise

Ref # 7.1-7.2 (page 44)  
(Reversible Chaise) \*See Note



Glamour 13

**\$3,599**

### Full XL Sofa

Ref # 7.3-7.4



Glamour 13

**\$2,999**

## Leg Choices



133/12 Black Wood



226/13 Black Metal

### + ADD-ON



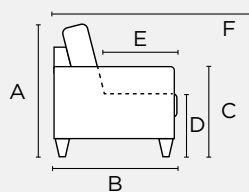
**Mattress Protector**  
Ref # 34.6



**Bedding Sheet Set**  
Ref # 34.10

\*Note: Mattress/Sheets are not compatible

## SKUs & Dimensions



### General Measures\*

A 34.75 B 40.25 C 25.25

D 17.75 E 22.75 F 61

Mattress Thickness 5  
Open From Wall 58.25

\*All measures are in Inches



**DOLP-CED+FOU**  
**Full XL Sectional**

Width 98.5  
Bed Size 55x90



**DOLP-DED**  
**Full XL Sofa**

Width 90.5  
Bed Size 55x80



# Elevate

## Bunk Bed Function

This one-of-a-kind sleeper easily transforms from a sofa into a GCC Compliant bunk bed, in seconds.



Shown above as ELEV-DBK-ATLA/07

## Stock Options

### Two Cot Sofa

Ref # 8.1 (page 44)



Atlantic 07

**\$5,999**

## Leg Choices



Standard Leg

### + ADD-ON



#### Mattress Protector

Ref # 34.5



#### Bedding Sheet Set

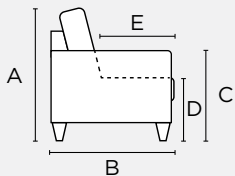
Ref # 34.9



#### Track Recliner

Ref # 30.1

## SKUs & Dimensions



### ELEV-DBK x2 Cot Sofa

Width 89.75  
Bed Size 30x74

### General Measures\*

A 33.75 B 40.25 C 23.5

D 17.75 E 20.75

Mattress Thickness 5

Open From Wall 45

\*All measures are in Inches



# Recliner

This swivel glider is a lovely companion to our sleeper designs. These designs offer great non-sleeper seating.

# Rolled



Shown above as ROLL-AR-PWR-RENE/01

## Stock Options

### Powered Recliner

Ref # 28.1-28.3 (page 47)  
(Includes Battery)



Oliver 173



Rene 01



Rene 03

\$2,699

### Manual Recliner

Ref # 28.4-28.6



Oliver 173



Rene 01



Rene 03

\$1,849

### FEATURES



4-way  
Headrest



Low-Profile  
360° Swivel

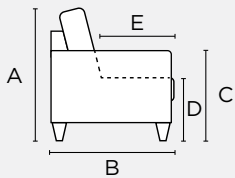


Rocking  
Glider



Choose  
Battery Power  
or Manual

## SKUs & Dimensions



### General Measures\*

A 47.25 B 36.5 C 24.5

D 19 E 19

\*All product measures are in US Customary / Inches



**ROLL-AR  
Manual Recliner**  
Width 32.75



**ROLL-AR-PWR  
Battery Power Recliner**  
Width 32.75



# Sloped

# Recliner

This swivel glider is a lovely companion to our sleeper designs. These designs offer great non-sleeper seating.



Shown above as SLOP-AR-PWR-FUN/496

## Stock Options

### Powered Recliner

Ref # 29.4-29.7 (page 47)  
(Includes Battery)



Fun 496



Oliver 173



Oliver 515



Loule 630

**\$2,699**

### Manual Recliner

Ref # 29.1-29.3



Fun 496



Oliver 515



Loule 630

**\$1,899**

### FEATURES



4-way  
Headrest



Low-Profile  
360° Swivel

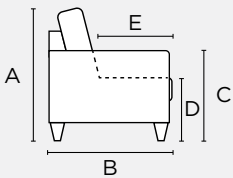


Rocking  
Glider



Choose  
Battery Power  
or Manual

## SKUs & Dimensions



### General Measures\*

A 47.25 B 36.5 C 24.5

D 19 E 19

Open Depth 63

\*All product measures are  
in US Customary / Inches



**SLOP-AR**  
Manual Recliner  
Width 32



**SLOP-AR-PWR**  
Battery Power Recliner  
Width 32



# Recliner

# Track

This swivel glider is a lovely companion to our sleeper designs. These designs offer great non-sleeper seating.



Shown above as TRAC-AR-PWR-RENE/04

## Stock Options

### Powered Recliner

Ref # 30.6-30.9 (page 47)  
(Includes Battery)



Fun 496



Oliver 515



Rene 04



Soft Antique 4340

starting \$2,699

### Manual Recliner

Ref # 30.1-30.5



Fun 496



Loule 616



Fun 481



Rene 04



Soft Antique 4340

\$1,849

### FEATURES



4-way  
Headrest



Low-Profile  
360° Swivel

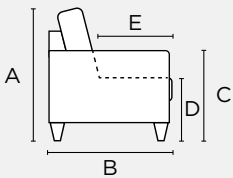


Rocking  
Glider



Choose  
Battery Power  
or Manual

## SKUs & Dimensions



### General Measures\*

A 47.25 B 36.5 C 24.5

D 19 E 19

Open Depth 63

\*All product measures are in US Customary / Inches



TRAC-AR  
Manual Recliner

Width 29.5



TRAC-AR-PWR  
Battery Power Recliner

Width 29.5



# Welted

## Recliner

This swivel glider is a lovely companion to our sleeper designs. These designs offer great non-sleeper seating.



Shown above as WELT-AR-PWR-OLIV/515

## Stock Options

### Powered Recliner

Ref # 32.3-32.4 (page 47)  
(Includes Battery)



Oliver 173



Oliver 515

**\$2,599**

### Manual Recliner

Ref # 32.1-32.2



Oliver 173



Oliver 515

**\$1,699**

### FEATURES



2-way  
Headrest



Low-Profile  
360° Swivel

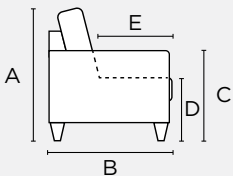


Rocking  
Glider



Choose  
Battery Power  
or Manual

## SKUs & Dimensions



**WELT-AR**  
Manual Recliner  
Width 32



**WELT-AR-PWR**  
Battery Power Recliner  
Width 32



### General Measures\*

A 39.25 B 37 C 24.5

D 19 E 19

Open Depth 63

\*All product measures are  
in US Customary / Inches

# Stationary

Our non-sleeper designs offer the same quality standard, just without the sleeper functions.



# Functional



Shown above as FUNC-QO-OLIV/173-TOP/WA-WHL

## Stock Options

### Storage Coffee Table

Ref # 34.1-34.4 (page 47)



Fun 496



Rene 01



Oliver 173



Oliver 515

\$1,099

### Table Finishes



Walnut

### Leg Choices



Caster Wheel

### FEATURES



Ergonomic Desk Height



5 ft<sup>3</sup> of Storage Space



Locking Caster Legs



Supports up to 40 lbs When Open

## SKUs & Dimensions

### General Measures\*

W 40.25 D 28 H 15.75

Open Depth: 40.25



**FUNC-QO**  
Laptop Ottoman

Width 40.25



\*All product measures are in US Customary / Inches

# Poet

## Stationary

Our non-sleeper designs offer the same quality standard, just without the sleeper functions.



Shown above as POET-E-LAB/24-115/12-WA

## Stock Options

### 3 Seat Sofa

Ref # 26.2 (page 47)



Labrador 24

**\$3,799**

### Loveseat

Ref # 26.1



Labrador 24

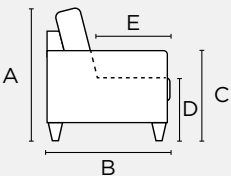
**\$2,799**

## Leg Choices



115/12 Walnut

## SKUs & Dimensions



### General Measures\*

A 32.25 B 37 C 24

D 18 E 22.75



**POET-E**  
3 Seat Sofa

Width 91.75



**POET-B**  
Loveseat

Width 68



**POET-C**  
Loveseat

Width 80.75



**POET-A**  
Chair

Width 44.5



### Need a Different Size, Upholstery, or Leg?

Use our **Made to Order Program** to choose any size, upholstery or compatible leg style and color.

\*All product measures are in US Customary / Inches



# Stationary

# Viola

Our non-sleeper designs offer the same quality standard, just without the sleeper functions.



VIOL-D-RENE/03-133/20-WA

## Stock Options

### 2 Seat Sofa

Ref # 31.1 (page 47)



Rene 03

\$2,299

## Leg Choices



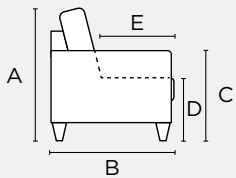
133/20 Walnut Wood Base

### FEATURES



Superior Foam Seat Upgrade

## SKUs & Dimensions



### General Measures\*

A 32.75 B 33.75 C 25.5

D 17.25 E 21.25

\*All product measures are in US Customary / Inches



VIOL-D  
2 Seat Sofa  
Width 77.5



## Need a Different Size, Upholstery, or Leg?



VIOL-D+HAG  
Loveseat Sectional  
Width 96.75

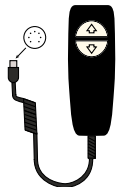


VIOL-A  
Chair  
Width 30.25

Use our **Made to Order Program** to choose any size, upholstery or compatible leg style and color.

# Accessories

We believe each design could be a wonderful addition to your home all by itself. However, accessories can make a big difference. Our In-Stock accessories are designed specifically to elevate the comfort and/or style of many of our designs. See the items below for details.



## Wired Remote

Upgrade for Power Sleepers (34.13) \_\_\_\_\_ \$159

Connects directly to the control box to operate seamlessly. This remote can be used in addition to the standard wireless remote. **Do not attempt to use the remotes simultaneously, it may damage the motors and void any warranty on the power system.**

# Mattress Protectors

Custom Fit for our sleeper mattress thickness



**!** Not compatible with sleepers with beds longer than 80 inches. (Delta, Dolphin Sectional, Halti)

King Size (34.7) \_\_\_\_\_ \$169

Dimensions : W 76 x 80 inches

Full XL Size (34.6) \_\_\_\_\_ \$109

Dimensions : W 55 x 80 inches

Queen Size (34.8) \_\_\_\_\_ \$139

Dimensions : W 60 x 80 inches

Cot Size (34.5) \_\_\_\_\_ \$69

Dimensions : W 30 x 80 inches

### FEATURES



Hypo Allergenic



Water Barrier



Dust & Mite Barrier

200

200 Thread Count



Made For Luonto



100% OekoTex Cotton

# Bed Sheet Sets

Perfect Fit for Luonto Sleeper Thickness, Machine Washable



**!** Not compatible with sleepers with beds longer than 80 inches. (Delta, Dolphin Sectional, Halti)

## King Sheet Set (34.11)

- 1 Fitted Sheet (76x80x8)
- 1 Flat Sheet (108x102")
- 2 King Pillow Cases (21x41")



**\$249**

## Queen Sheet Set (34.12)

- 1 Fitted Sheet (60x80x8)
- 1 Flat Sheet (90x102")
- 2 Queen Pillow Cases (21x32")



**\$199**

## Full XL Sheet Set (34.10)

- 1 Fitted Sheet (55x80x8)
- 1 Flat Sheet (81x96")
- 2 Queen Pillow Cases (21x32")



**\$159**

## Cot Sheet Set (34.9)

- 1 Fitted Sheet (30x80x8)
- 1 Flat Sheet (66x86")
- 2 Queen Pillow Cases (21x32")



**\$99**

### FEATURES

**X1**

Fitted Sheet

**X1**

Flat Sheet

**X2**

Pillow Cases

**200**

200 Thread Count



Made For Luonto



































100% OekoTex Cotton

# Upholstery Information

## Explore the selection of our stock upholsteries

In the Stock Program, these upholsteries are married to a specific frame. This page is helpful to see what colors and types we offer in this program. Also, understanding material contents can be helpful for the discerning customer. Please read below for material contents, and refer to the bottom key for decoding each acronym.

## Stock Upholstery Selection (A - Z)

	<b>Grade A</b> Atlantic 01 <b>R-PES</b> 100% Recycled PES		<b>Grade A</b> Atlantic 02 <b>R-PES</b> 100% Recycled PES		<b>Grade A</b> Atlantic 03 <b>R-PES</b> 100% Recycled PES		<b>Grade A</b> Atlantic 07 <b>R-PES</b> 100% Recycled PES
	<b>Grade A</b> Cloud 02 100% PES		<b>Grade A</b> Cloud 09 100% PES		<b>Grade A</b> Fun 481 100% PES MTO NOT AVAILABLE		<b>Grade A</b> Fun 496 100% PES MTO NOT AVAILABLE
	<b>Grade A</b> Gemma 01 88% PES 9% RA 3% NY		<b>Grade A</b> Gemma 86 88% PES 9% RA 3% NY		<b>Grade A</b> Glamour 12 100% PES		<b>Grade A</b> Glamour 13 100% PES
	<b>Grade 4000</b> Labrador 24 Semi-Aniline Leather		<b>Grade A</b> Lea 40 100% PES		<b>Grade A</b> Loue 616 100% PES		<b>Grade A</b> Loue 630 100% PES
	<b>Grade A</b> Luna 29 100% PES		<b>Grade A</b> Luna 33 100% PES		<b>Grade A</b> Luna 35 100% PES		<b>Grade 3000</b> Natural Soft 000 Leather
	<b>Grade A</b> Oasis 01 100% PES		<b>Grade A</b> Oasis 15 100% PES		<b>Grade A</b> Oliver 173 72% PES 28% PAN		<b>Grade A</b> Oliver 515 72% PES 28% PAN
	<b>Grade A</b> Rene 01 100% PES		<b>Grade A</b> Rene 03 100% PES		<b>Grade A</b> Rene 04 100% PES		<b>Grade A</b> Rodeo 104 100% PES
	<b>Grade 1000</b> Soft Antique 0000 Corrected Leather		<b>Grade 1000</b> Soft Antique 0127 Corrected Leather		<b>Grade 1000</b> Soft Antique 4100 Corrected Leather		<b>Grade 1000</b> Soft Antique 4340 Corrected Leather

## Decode Upholstery Acronyms

**PES** = Polyester

**R-PES** = Recycled Polyester

**PAN** = Polyacrylonitrile

**CO** = Cotton

**RA** = Ramie

**NY** = Nylon

# Specialty Fabrics



**Bottle Recycling in Finland**

- 92% of purchased bottles in Finland are recycled
- 17 bottles returns per second
- 100 returns per person yearly
- 487M bottles returned

## Recycled Polyester (R-PES)

Introducing our Ocean Collection: a **sustainable alternative to traditional polyester**. This fabric is soft, durable, and retains all the properties that made polyester popular. It offers high performance, long-lasting goods while reducing greenhouse gas emissions and preventing plastic waste.

**Experience quality without the carbon footprint.**



**500**  
BOTTLES  
PER SOFA\*

**↓ 32%**  
LESS CO2 FROM  
PRODUCTION

**94%**  
TOTAL WATER  
SAVINGS

## Performance Fabric : SMART Fabric

SMART Fabrics are designed with a special protective coating that **resists the absorption of spilled liquids**. Instead of soaking in, liquids condense on the fabric's surface, enabling easy clean-up. This water-repellent feature makes SMART Fabrics ideal for preventing rapid fluid seepage.



**REPELS WATER**  
AND YOUR WORRIES

WATER REPELLENT






## Performance Fabric : AquaClean

Aquaclean® Technology, a revolutionary fabric treatment that's **PFC-free** and integrated into the fabric's fiber, enables **stain removal using just water**. It's not a surface application, but a part of the fabric itself. Additionally, the fabric features **SAFE FRONT®**, an intrinsic barrier that provides over **91% protection against viruses and bacteria**. This technology ensures safety and high performance without the need for harmful PFCs.

### Cleaning Instructions

1. Clear any leftover residue from the upholstery.
2. Dampen the stain with water, wait briefly.
3. Gently rub the stain in circular motions with a damp cloth. Repeat if necessary.



# Stock Program SKUs

Every product is associated with a Ref # in this catalog, see below to identify the number.

Ref #	Collection	Name	SKU	Upholstery	Leg	Leg Color	MAP
1.1	Aura	Queen Loveseat Sleeper	AURA-CNT-ATLA/07-234/9-CR	Atlantic 07	234/9	Chrome	\$2,899
2.1	Belton	Queen Loveseat Sleeper	BELT-CLV-GEMM/01-105/6-WA	Gemma 01	105/6	Walnut	\$3,399
2.2	Belton	Queen Loveseat Sleeper	BELT-CLV-GEMM/86-105/6-WA	Gemma 86	105/6	Walnut	\$3,399
2.3	Belton	Queen Loveseat Sleeper	BELT-CLV-PWR-GEMM/01-105/6-WA	Gemma 01	105/6	Walnut	\$4,899
2.4	Belton	Queen Loveseat Sleeper	BELT-CLV-PWR-GEMM/86-105/6-WA	Gemma 86	105/6	Walnut	\$4,899
2.5	Belton	King Sofa Sleeper	BELT-DLV-GEMM/01-105/6-WA	Gemma 01	105/6	Walnut	\$3,899
2.6	Belton	King Sofa Sleeper	BELT-DLV-GEMM/86-105/6-WA	Gemma 86	105/6	Walnut	\$3,899
2.7	Belton	King Sofa Sleeper	BELT-DLV-PWR-GEMM/01-105/6-WA	Gemma 01	105/6	Walnut	\$5,499
2.8	Belton	King Sofa Sleeper	BELT-DLV-PWR-GEMM/86-105/6-WA	Gemma 86	105/6	Walnut	\$5,499
3.1	Casey	Cot Chair Sleeper	CASE-AHY-RENE/01-104/6-WA	Rene 01	104/6	Walnut	\$1,949
3.2	Casey	Full XL Loveseat Sleeper	CASE-BHY-RENE/01-104/6-WA	Rene 01	104/6	Walnut	\$2,599
3.3	Casey	Queen Loveseat Sleeper	CASE-CHY-RENE/01-104/6-WA	Rene 01	104/6	Walnut	\$2,799
3.4	Casey	Queen Loveseat Sleeper	CASE-CHY-RENE/03-104/6-WA	Rene 03	104/6	Walnut	\$2,799
3.5	Casey	King Sofa Sleeper	CASE-DHY-RENE/01-104/6-WA	Rene 01	104/6	Walnut	\$3,299
3.6	Casey	King Sofa Sleeper	CASE-DHY-RENE/03-104/6-WA	Rene 03	104/6	Walnut	\$3,299
4.1	Charleston	Queen Loveseat Sleeper	CHAR-CLV-OLIV/173-104/6-WA	Oliver 173	104/6	Walnut	\$3,199
5.1	Cove	Queen Loveseat Sleeper	COVE-CHD-OASI/01-124/4-WA	Oasis 01	124/4	Walnut	\$3,499
5.2	Cove	King Sofa Sleeper	COVE-DHD-OASI/01-124/4-WA	Oasis 01	124/4	Walnut	\$3,999
6.1	Delta	Full XL Sectional	DELT-BFP+FOU-CLOU/02-104/9-WA	Cloud 02	104/9	Smoked Birch	\$4,299
6.2	Delta	Full XL Sectional	DELT-BFP+FOU-CLOU/02-234/9-CR	Cloud 02	234/9	Chrome	\$4,299
7.1	Dolphin	Full XL Sectional	DOLP-CED+FOU-GLAM/13-133/12-BLK	Glamour 13	133/12	Black	\$3,599
7.2	Dolphin	Full XL Sectional	DOLP-CED+FOU-GLAM/13-226/13-BLK	Glamour 13	226/13	Black	\$3,599
7.3	Dolphin	Full XL Sofa Sleeper	DOLP-DED-GLAM/13-133/12-BLK	Glamour 13	133/12	Black	\$2,999
7.4	Dolphin	Full XL Sofa Sleeper	DOLP-DED-GLAM/13-226/13-BLK	Glamour 13	226/13	Black	\$2,999
8.1	Elevate	Bunk Bed Sleeper	ELEV-DBK-ATLA/07	Atlantic 07	Special	Metal	\$5,999
9.1	Elfin	Cot Chair Sleeper	ELFI-ANT-LUNA/35-126/9-WA	Luna 35	126/9	Walnut	\$1,899
9.2	Elfin	Cot Chair Sleeper	ELFI-ANT-LUNA/35-234/9-CR	Luna 35	234/9	Chrome	\$1,899
9.3	Elfin	Cot Chair Sleeper	ELFI-ANT-RENE/01-126/9-WA	Rene 01	126/9	Walnut	\$1,899
9.4	Elfin	Cot Chair Sleeper	ELFI-ANT-RENE/01-234/9-CR	Rene 01	234/9	Chrome	\$1,899
9.5	Elfin	Full XL Loveseat Sleeper	ELFI-BNT-LUNA/35-126/9-WA	Luna 35	126/9	Walnut	\$2,499
9.6	Elfin	Full XL Loveseat Sleeper	ELFI-BNT-LUNA/35-234/9-CR	Luna 35	234/9	Chrome	\$2,499
9.7	Elfin	Full XL Loveseat Sleeper	ELFI-BNT-RENE/01-126/9-WA	Rene 01	126/9	Walnut	\$2,499
9.8	Elfin	Full XL Loveseat Sleeper	ELFI-BNT-RENE/01-234/9-CR	Rene 01	234/9	Chrome	\$2,499
9.9	Elfin	Queen Loveseat Sleeper	ELFI-CNT-LUNA/35-126/9-WA	Luna 35	104/9	Walnut	\$2,899
9.10	Elfin	Queen Loveseat Sleeper	ELFI-CNT-LUNA/35-234/9-CR	Luna 35	234/9	Chrome	\$2,899
9.11	Elfin	Queen Loveseat Sleeper	ELFI-CNT-RENE/01-126/9-WA	Rene 01	104/9	Walnut	\$2,899
9.12	Elfin	Queen Loveseat Sleeper	ELFI-CNT-RENE/01-234/9-CR	Rene 01	234/9	Chrome	\$2,899
9.13	Elfin	King Sofa Sleeper	ELFI-DNT-LUNA/35-126/9-WA	Luna 35	104/9	Walnut	\$3,199
9.14	Elfin	King Sofa Sleeper	ELFI-DNT-LUNA/35-234/9-CR	Luna 35	234/9	Chrome	\$3,199
9.15	Elfin	King Sofa Sleeper	ELFI-DNT-RENE/01-126/9-WA	Rene 01	104/9	Walnut	\$3,199
9.16	Elfin	King Sofa Sleeper	ELFI-DNT-RENE/01-234/9-CR	Rene 01	234/9	Chrome	\$3,199
10.1	Elliot	Queen Loveseat Sleeper	ELLI-CHD-LEA/40-402/6-SMB	Lea 40	402/6	Smoked Birch	\$4,399
10.2	Elliot	Queen Sleeper Sectional	ELLI-CHD+FOU-LEA/40-402/6-SMB	Lea 40	402/6	Smoked Birch	\$6,299
10.3	Elliot	King Sofa Sleeper	ELLI-DHD-LEA/40-402/6-SMB	Lea 40	402/6	Smoked Birch	\$4,699

Ref #	Collection	Name	SKU	Upholstery	Leg	Leg Color	MAP
10.4	Elliot	King Sleeper Sectional	ELLI-DHD+FOU-LEA/40-402/6-SMB	Lea 40	402/6	Smoked Birch	\$6,599
11.1	Erika	Cot Chair Sleeper	ERIK-ANT-LUNA/29-126/9-WA	Luna 29	126/9	Walnut	\$1,899
11.2	Erika	Full XL Loveseat Sleeper	ERIK-BNT-LUNA/29-126/9-WA	Luna 29	126/9	Walnut	\$2,499
11.3	Erika	Queen Loveseat Sleeper	ERIK-CNT-LUNA/29-126/9-WA	Luna 29	126/9	Walnut	\$2,899
12.1	Ethos	Cot Chair Sleeper	ETHO-ANT-OLIV/173-126/9-WA	Oliver 173	126/9	Walnut	\$1,899
12.3	Ethos	Cot Chair Sleeper	ETHO-ANT-OLIV/173-234/9-CR	Oliver 173	234/9	Chrome	\$1,899
12.2	Ethos	Cot Chair Sleeper	ETHO-ANT-OLIV/515-126/9-WA	Oliver 515	126/9	Walnut	\$1,899
12.4	Ethos	Cot Chair Sleeper	ETHO-ANT-OLIV/515-234/9-CR	Oliver 515	234/9	Chrome	\$1,899
12.5	Ethos	Full XL Loveseat Sleeper	ETHO-BNT-OLIV/173-126/9-WA	Oliver 173	126/9	Walnut	\$2,499
12.6	Ethos	Full XL Loveseat Sleeper	ETHO-BNT-OLIV/173-234/9-CR	Oliver 173	234/9	Chrome	\$2,499
12.7	Ethos	Full XL Loveseat Sleeper	ETHO-BNT-OLIV/515-126/9-WA	Oliver 515	126/9	Walnut	\$2,499
12.8	Ethos	Full XL Loveseat Sleeper	ETHO-BNT-OLIV/515-234/9-CR	Oliver 515	234/9	Chrome	\$2,499
12.9	Ethos	Queen Loveseat Sleeper	ETHO-CNT-OLIV/173-126/9-WA	Oliver 173	126/9	Walnut	\$2,899
12.10	Ethos	Queen Loveseat Sleeper	ETHO-CNT-OLIV/173-234/9-CR	Oliver 173	234/9	Chrome	\$2,899
12.11	Ethos	Queen Loveseat Sleeper	ETHO-CNT-OLIV/515-126/9-WA	Oliver 515	126/9	Walnut	\$2,899
12.12	Ethos	Queen Loveseat Sleeper	ETHO-CNT-OLIV/515-234/9-CR	Oliver 515	234/9	Chrome	\$2,899
12.13	Ethos	King Sofa Sleeper	ETHO-DNT-OLIV/173-126/9-WA	Oliver 173	126/9	Walnut	\$3,199
12.14	Ethos	King Sofa Sleeper	ETHO-DNT-OLIV/173-234/9-CR	Oliver 173	234/9	Chrome	\$3,199
12.15	Ethos	King Sofa Sleeper	ETHO-DNT-OLIV/515-126/9-WA	Oliver 515	126/9	Walnut	\$3,199
12.16	Ethos	King Sofa Sleeper	ETHO-DNT-OLIV/515-234/9-CR	Oliver 515	234/9	Chrome	\$3,199
13.1	Fantasy	Cot Chair Sleeper	FANT-ALV-RENE/01-104/6-WA	Rene 01	104/6	Walnut	\$2,099
13.2	Fantasy	Cot Chair Sleeper	FANT-ALV-RENE/01-217/6-CR	Rene 01	217/6	Chrome	\$2,099
13.3	Fantasy	Cot Chair Sleeper	FANT-ALV-RENE/04-104/6-WA	Rene 04	104/6	Walnut	\$2,099
13.4	Fantasy	Cot Chair Sleeper	FANT-ALV-RENE/04-217/6-CR	Rene 04	217/6	Chrome	\$2,099
13.5	Fantasy	Full XL Loveseat Sleeper	FANT-BLV-RENE/01-104/6-WA	Rene 01	104/6	Walnut	\$2,799
13.6	Fantasy	Full XL Loveseat Sleeper	FANT-BLV-RENE/01-217/6-CR	Rene 01	217/6	Chrome	\$2,799
13.7	Fantasy	Full XL Loveseat Sleeper	FANT-BLV-RENE/04-104/6-WA	Rene 04	104/6	Walnut	\$2,799
13.8	Fantasy	Full XL Loveseat Sleeper	FANT-BLV-RENE/04-217/6-CR	Rene 04	217/6	Chrome	\$2,799
13.9	Fantasy	Queen Loveseat Sleeper	FANT-CLV-GLAM/12-104/6-WA	Glamour 12	104/6	Walnut	\$3,299
13.10	Fantasy	Queen Loveseat Sleeper	FANT-CLV-RENE/01-104/6-WA	Rene 01	104/6	Walnut	\$3,299
13.11	Fantasy	Queen Loveseat Sleeper	FANT-CLV-RENE/01-217/6-CR	Rene 01	217/6	Chrome	\$3,299
13.12	Fantasy	Queen Loveseat Sleeper	FANT-CLV-RENE/04-104/6-WA	Rene 04	104/6	Walnut	\$3,299
13.13	Fantasy	Queen Loveseat Sleeper	FANT-CLV-RENE/04-217/6-CR	Rene 04	217/6	Chrome	\$3,299
13.14	Fantasy	King Sofa Sleeper	FANT-DLV-RENE/01-104/6-WA	Rene 01	104/6	Walnut	\$3,799
13.15	Fantasy	King Sofa Sleeper	FANT-DLV-RENE/01-217/6-CR	Rene 01	217/6	Chrome	\$3,799
13.16	Fantasy	King Sofa Sleeper	FANT-DLV-RENE/04-104/6-WA	Rene 04	104/6	Walnut	\$3,799
13.17	Fantasy	King Sofa Sleeper	FANT-DLV-RENE/04-217/6-CR	Rene 04	217/6	Chrome	\$3,799
14.1	Halti	LHF LVS + RHF CSE Sleeper	HALT-BMV+FO-ATLA/02-402/6-WA	Atlantic 02	402/6	Walnut	\$4,999
14.2	Halti	LHF CSE + RHF LVS Sleeper	HALT-FO+BMV-ATLA/02-402/6-WA	Atlantic 02	402/6	Walnut	\$4,999
15.1	Hampton	Queen Loveseat Sleeper	HAMP-CHY-RODE/104-104/6-WA	Rodeo 104	104/6	Walnut	\$2,799
15.2	Hampton	Queen Loveseat Sleeper	HAMP-CHY-RODE/104-217/6-CR	Rodeo 104	217/6	Chrome	\$2,799
15.3	Hampton	Queen Sectional	HAMP-CHY+FOU-RODE/104-104/6-WA	Rodeo 104	104/6	Walnut	\$4,299
15.4	Hampton	Queen Sectional	HAMP-CHY+FOU-RODE/104-217/6-CR	Rodeo 104	217/6	Chrome	\$4,299
15.5	Hampton	King Sofa Sleeper	HAMP-DHY-RODE/104-104/6-WA	Rodeo 104	104/6	Walnut	\$3,299
15.6	Hampton	King Sofa Sleeper	HAMP-DHY-RODE/104-217/6-CR	Rodeo 104	217/6	Chrome	\$3,299
16.1	Harper	Full XL Sleeper Sectional	HARP-BNT+FOU-ATLA/03-104/9-WA	Atlantic 03	104/9	Walnut	\$4,199
17.1	Haven	Queen Loveseat Sleeper	HAVE-CHD-ATLA/01-126/12-WA	Atlantic 01	126/12	Walnut	\$2,999
17.2	Haven	Queen Loveseat Sleeper	HAVE-CHD-ATLA/01-236/12-BM	Atlantic 01	236/12	Brushed Metal	\$2,999
17.3	Haven	Queen Loveseat Sleeper	HAVE-CHD-ATLA/07-126/12-WA	Atlantic 07	126/12	Walnut	\$2,999
17.4	Haven	Queen Loveseat Sleeper	HAVE-CHD-ATLA/07-236/12-BM	Atlantic 07	236/12	Brushed Metal	\$2,999

Ref #	Collection	Name	SKU	Upholstery	Leg	Leg Color	MAP
17.5	Haven	King Sofa Sleeper	HAVE-DHD-ATLA/01-126/12-WA	Atlantic 01	126/12	Walnut	\$3,599
17.6	Haven	King Sofa Sleeper	HAVE-DHD-ATLA/01-236/12-BM	Atlantic 01	236/12	Brushed Metal	\$3,599
17.7	Haven	King Sofa Sleeper	HAVE-DHD-ATLA/07-126/12-WA	Atlantic 07	126/12	Walnut	\$3,599
17.8	Haven	King Sofa Sleeper	HAVE-DHD-ATLA/07-236/12-BM	Atlantic 07	236/12	Brushed Metal	\$3,599
18.1	Hugo	King Sleeper Sectional	HUGO-DNT+H+B-ATLA/03-104/9-WE	Atlantic 03	104/9	Wenge	\$5,199
19.1	Jamie	Queen Loveseat Sleeper	JAMI-CNT-LABR/24-104/9-WA	Labrador 24	104/9	Walnut	\$5,499
19.2	Jamie	Queen Loveseat Sleeper	JAMI-CNT-LABR/24-234/9-CR	Labrador 24	234/9	Chrome	\$5,499
19.3	Jamie	Queen Loveseat Sleeper	JAMI-CNT-SA/0127-104/9-WA	Soft Antique 0127	104/9	Walnut	\$4,799
19.4	Jamie	Queen Loveseat Sleeper	JAMI-CNT-SA/0127-234/9-CR	Soft Antique 0127	234/9	Chrome	\$4,799
20.1	Kai	Full Sofa Sleeper	KAI-DSD-OASI/15-504/6	Oasis 15	504/6	Walnut	\$3,999
21.1	Martta	Full XL Sectional	MART-BFP+FOU-ATLA/07-127/9-WA	Atlantic 07	127/9	Walnut	\$3,499
22.1	Monika	Cot Chair Sleeper	MONI-ANT-LOUL/630-104/9-WA	Loule 630	104/9	Walnut	\$1,899
22.2	Monika	Cot Chair Sleeper	MONI-ANT-LOUL/630-234/9-CR	Loule 630	234/9	Chrome	\$1,899
22.3	Monika	Cot Chair Sleeper	MONI-ANT-OLIV/173-104/9-WA	Oliver 173	104/9	Walnut	\$1,899
22.4	Monika	Cot Chair Sleeper	MONI-ANT-OLIV/173-234/9-CR	Oliver 173	234/9	Chrome	\$1,899
22.5	Monika	Cot Chair Sleeper	MONI-ANT-OLIV/515-104/9-WA	Oliver 515	104/9	Walnut	\$1,899
22.6	Monika	Cot Chair Sleeper	MONI-ANT-OLIV/515-234/9-CR	Oliver 515	234/9	Chrome	\$1,899
22.7	Monika	Full XL Loveseat Sleeper	MONI-BNT-LOUL/630-104/9-WA	Loule 630	104/9	Walnut	\$2,499
22.8	Monika	Full XL Loveseat Sleeper	MONI-BNT-LOUL/630-234/9-CR	Loule 630	234/9	Chrome	\$2,499
22.9	Monika	Full XL Loveseat Sleeper	MONI-BNT-OLIV/173-104/9-WA	Oliver 173	104/9	Walnut	\$2,499
22.10	Monika	Full XL Loveseat Sleeper	MONI-BNT-OLIV/173-234/9-CR	Oliver 173	234/9	Chrome	\$2,499
22.11	Monika	Full XL Loveseat Sleeper	MONI-BNT-OLIV/515-104/9-WA	Oliver 515	104/9	Walnut	\$2,499
22.12	Monika	Full XL Loveseat Sleeper	MONI-BNT-OLIV/515-234/9-CR	Oliver 515	234/9	Chrome	\$2,499
22.13	Monika	Queen Loveseat Sleeper	MONI-CNT-LOUL/630-104/9-WA	Loule 630	104/9	Walnut	\$2,899
22.14	Monika	Queen Loveseat Sleeper	MONI-CNT-LOUL/630-234/9-CR	Loule 630	234/9	Chrome	\$2,899
22.15	Monika	Queen Loveseat Sleeper	MONI-CNT-OLIV/173-104/9-WA	Oliver 173	104/9	Walnut	\$2,899
22.16	Monika	Queen Loveseat Sleeper	MONI-CNT-OLIV/173-234/9-CR	Oliver 173	234/9	Chrome	\$2,899
22.17	Monika	Queen Loveseat Sleeper	MONI-CNT-OLIV/515-104/9-WA	Oliver 515	104/9	Walnut	\$2,899
22.18	Monika	Queen Loveseat Sleeper	MONI-CNT-OLIV/515-234/9-CR	Oliver 515	234/9	Chrome	\$2,899
22.19	Monika	King Sofa Sleeper	MONI-DNT-LOUL/630-104/9-WA	Loule 630	104/9	Walnut	\$3,199
22.20	Monika	King Sofa Sleeper	MONI-DNT-LOUL/630-234/9-CR	Loule 630	234/9	Chrome	\$3,199
22.21	Monika	King Sofa Sleeper	MONI-DNT-OLIV/173-104/9-WA	Oliver 173	104/9	Walnut	\$3,199
22.22	Monika	King Sofa Sleeper	MONI-DNT-OLIV/173-234/9-CR	Oliver 173	234/9	Chrome	\$3,199
22.23	Monika	King Sofa Sleeper	MONI-DNT-OLIV/515-104/9-WA	Oliver 515	104/9	Walnut	\$3,199
22.24	Monika	King Sofa Sleeper	MONI-DNT-OLIV/515-234/9-CR	Oliver 515	234/9	Chrome	\$3,199
23.1	Nico	Cot Chair Sleeper	NICO-ANT-CLOU/09-104/9-SMB	Cloud 09	104/9	Smoked Birch	\$1,899
23.2	Nico	Cot Chair Sleeper	NICO-ANT-RENE/04-104/9-WA	Rene 04	104/9	Walnut	\$1,899
23.3	Nico	Cot Chair Sleeper	NICO-ANT-RENE/04-234/9-CR	Rene 04	234/9	Chrome	\$1,899
23.4	Nico	Full XL Loveseat Sleeper	NICO-BNT-CLOU/09-104/9-SMB	Cloud 09	104/9	Smoked Birch	\$2,499
23.5	Nico	Full XL Loveseat Sleeper	NICO-BNT-RENE/04-104/9-WA	Rene 04	104/9	Walnut	\$2,499
23.6	Nico	Full XL Loveseat Sleeper	NICO-BNT-RENE/04-234/9-CR	Rene 04	234/9	Chrome	\$2,499
23.7	Nico	Queen Loveseat Sleeper	NICO-CNT-CLOU/09-104/9-SMB	Cloud 09	104/9	Smoked Birch	\$2,899
23.8	Nico	Queen Loveseat Sleeper	NICO-CNT-RENE/04-104/9-WA	Rene 04	104/9	Walnut	\$2,899
23.9	Nico	Queen Loveseat Sleeper	NICO-CNT-RENE/04-234/9-CR	Rene 04	234/9	Chrome	\$2,899
23.10	Nico	Queen Loveseat Sleeper	NICO-CNT-SA/4340-104/9-WA	Soft Antique 4340	104/9	Walnut	\$4,399
23.11	Nico	Queen Loveseat Sleeper	NICO-CNT-SA/4340-234/9-CR	Soft Antique 4340	234/9	Chrome	\$4,399
23.12	Nico	King Sofa Sleeper	NICO-DNT-CLOU/09-104/9-SMB	Cloud 09	104/9	Smoked Birch	\$3,199
23.13	Nico	King Sofa Sleeper	NICO-DNT-RENE/04-104/9-WA	Rene 04	104/9	Walnut	\$3,199



Ref #	Collection	Name	SKU	Upholstery	Leg	Leg Color	MAP
23.14	Nico	King Sofa Sleeper	NICO-DNT-RENE/04-234/9-CR	Rene 04	234/9	Chrome	\$3,199
24.1	Otto	Cot Ottoman Sleeper	OTTO-QDW-LEA/40-SMB	Lea 40		Smoked Birch Top	\$1,499
24.2	Otto	Cot Ottoman Sleeper	OTTO-QDW-OASI/01-SMB	Oasis 01		Smoked Birch Top	\$1,499
24.3	Otto	Cot Ottoman Sleeper	OTTO-QDW-OLIV/173-SMB	Oliver 173		Smoked Birch Top	\$1,499
24.4	Otto	Cot Ottoman Sleeper	OTTO-QDW-RENE/01-SMB	Rene 01		Smoked Birch Top	\$1,499
24.5	Otto	Cot Ottoman Sleeper	OTTO-QDW-RENE/04-SMB	Rene 04		Smoked Birch Top	\$1,499
25.1	Pint	LHF LVS Sleeper + RHF CSE	PINT-BHY+FO-RENE/03-110/6-WA	Rene 03	110/6	Walnut	\$3,499
25.2	Pint	LHF CSE + RHF LVS Sleeper	PINT-FO+BHY-RENE/03-110/6-WA	Rene 03	110/6	Walnut	\$3,499
26.1	Poet	Loveseat	POET-B-LAB/24-115/12-WA	Labrador 24	115/12	Walnut	\$2,799
26.2	Poet	Sofa	POET-E-LAB/24-115/12-WA	Labrador 24	115/12	Walnut	\$3,799
27.1	Polar	Cot Chair Sleeper	POLA-ALV-OASI/01-110/6-WA	Oasis 01	110/6	Walnut	\$2,099
27.2	Polar	Full XL Loveseat Sleeper	POLA-BLV-OASI/01-110/6-WA	Oasis 01	110/6	Walnut	\$2,899
27.3	Polar	Queen Loveseat Sleeper	POLA-CLV-OASI/01-110/6-WA	Oasis 01	110/6	Walnut	\$3,299
27.4	Polar	King Sofa Sleeper	POLA-DLV-OASI/01-110/6-WA	Oasis 01	110/6	Walnut	\$3,799
28.1	Rolled	Recliner	ROLL-AR-PWR-OLIV/173	Oliver 173	Base	Black	\$2,699
28.2	Rolled	Recliner	ROLL-AR-PWR-RENE/01	Rene 01	Base	Black	\$2,699
28.3	Rolled	Recliner	ROLL-AR-PWR-RENE/03	Rene 03	Base	Black	\$2,699
28.4	Rolled	Recliner	ROLL-AR-OLIV/173	Oliver 173	Base	Black	\$1,849
28.5	Rolled	Recliner	ROLL-AR-RENE/01	Rene 01	Base	Black	\$1,849
28.6	Rolled	Recliner	ROLL-AR-RENE/03	Rene 03	Base	Black	\$1,849
29.1	Sloped	Recliner	SLOP-AR-FUN/496	Fun 496	Base	Black	\$1,849
29.2	Sloped	Recliner	SLOP-AR-LOUL/630	Loule 630	Base	Black	\$1,849
29.3	Sloped	Recliner	SLOP-AR-OLIV/515	Oliver 515	Base	Black	\$1,849
29.4	Sloped	Recliner	SLOP-AR-PWR-FUN/496	Fun 496	Base	Black	\$2,699
29.5	Sloped	Recliner	SLOP-AR-PWR-LOUL/630	Loule 630	Base	Black	\$2,699
29.6	Sloped	Recliner	SLOP-AR-PWR-OLIV/173	Oliver 173	Base	Black	\$2,699
29.7	Sloped	Recliner	SLOP-AR-PWR-OLIV/515	Oliver 515	Base	Black	\$2,699
30.1	Track	Recliner	TRAC-AR-FUN/481	Fun 481	Base	Black	\$1,849
30.2	Track	Recliner	TRAC-AR-FUN/496	Fun 496	Base	Black	\$1,849
30.3	Track	Recliner	TRAC-AR-LOUL/616	Loule 616	Base	Black	\$1,849
30.4	Track	Recliner	TRAC-AR-RENE/04	Rene 04	Base	Black	\$1,849
30.5	Track	Recliner	TRAC-AR-SA/4340	Soft Antique 4340	Base	Black	\$2,399
30.6	Track	Recliner	TRAC-AR-PWR-FUN/481	Fun 481	Base	Black	\$2,699
30.7	Track	Recliner	TRAC-AR-PWR-FUN/496	Fun 496	Base	Black	\$2,699
30.8	Track	Recliner	TRAC-AR-PWR-RENE/04	Rene 04	Base	Black	\$2,699
30.9	Track	Recliner	TRAC-AR-PWR-SA/4340	Soft Antique 4340	Base	Black	\$3,399
31.1	Viola	Sofa	VIOL-D-RENE/03-WB/WA-SUP	Rene 03	Wood Base	Walnut	\$2,299
32.1	Welted	Recliner	WELT-AR-OLIV/173	Oliver 173	Base	Black	\$1,699
32.2	Welted	Recliner	WELT-AR-OLIV/515	Oliver 515	Base	Black	\$1,699
32.3	Welted	Recliner	WELT-AR-PWR-OLIV/173	Oliver 173	Base	Black	\$2,599
32.4	Welted	Recliner	WELT-AR-PWR-OLIV/515	Oliver 515	Base	Black	\$2,599
33.1	West	Queen Loveseat Sleeper	WEST-CLV-PWR-SA/0000-217/6-CR	Soft Antique 000	217/6	Chrome	\$6,899
33.2	West	Queen Loveseat Sleeper	WEST-CLV-SA/0000-217/6-CR	Soft Antique 000	217/6	Chrome	\$5,499
33.3	West	Queen Loveseat Sleeper	WEST-CLV-SA/4100-217/6-CR	Soft Antique 4100	217/6	Chrome	\$5,499
34.1	Accessory	Functional Coffee Table	FUNC-QO-FUN/496-TOP/WA-WHL	Fun 496	Wheels	Gray	\$1,099
34.2	Accessory	Functional Coffee Table	FUNC-QO-OLIV/173-TOP/WA-WHL	Oliver 173	Wheels	Gray	\$1,099
34.3	Accessory	Functional Coffee Table	FUNC-QO-OLIV/515-TOP/WA-WHL	Oliver 515	Wheels	Gray	\$1,099
34.4	Accessory	Functional Coffee Table	FUNC-QO-RENE/01-TOP/WA-WHL	Rene 01	Wheels	Gray	\$1,099

Ref #	Collection	Name	SKU	Upholstery	Leg	Leg Color	MAP
34.5	Accessory	Mattress Protector Cot	MATT-PROT-COT				\$69
34.6	Accessory	Mattress Protector Full XL	MATT-PROT-FULLXL				\$109
34.7	Accessory	Mattress Protector King	MATT-PROT-KING				\$169
34.8	Accessory	Mattress Protector Queen	MATT-PROT-QUEEN				\$139
34.9	Accessory	Cot Bed Sheet Set	MATT-SHSE-COT				\$99
34.10	Accessory	Full XL Bed Sheet Set	MATT-SHSE-FULLXL				\$159
34.11	Accessory	King Bed Sheet Set	MATT-SHSE-KING				\$249
34.12	Accessory	Queen Bed Sheet Set	MATT-SHSE-QUEEN				\$199
34.13	Accessory	Wired Remote	BELT-WIRE-REMO-CTL				\$159

# LUONTO WARRANTY

Register Your Purchase at [www.luonto.com/warranty](http://www.luonto.com/warranty)

The exclusive Luonto Furniture Inc. warranty becomes effective upon the delivery date of furniture and is non-transferable. Luonto Furniture Inc. will repair or replace at our discretion any piece of furniture that is defective in material or workmanship under the terms and conditions outlined here. If Luonto Furniture Inc. determines that a repair is impractical, you will be furnished a substitute of the same or similar color, design, and quality.

**THE REPAIR OR REPLACEMENT OF DEFECTIVE GOODS CONSTITUTES LUONTO FURNITURE INC. ENTIRE OBLIGATION. THERE ARE NO OTHER WARRANTIES, EXPRESSED OR IMPLIED, INCLUDING ANY WARRANTY OR MERCHANTABILITY OR FITNESS FOR A PARTICULAR PURPOSE.**

**Please register your purchase at [www.luonto.com/warranty](http://www.luonto.com/warranty)**

How to proceed if you observe a defect:

First and foremost, should you notice a manufacturing defect, **it is important that you promptly notify the Authorized Retailer where your purchase was made.** To exercise your rights under this warrant, Authorized Retailers must submit the original sales receipt and delivery ticket when making a claim. Authorized Retailers initiate all claims on behalf of the customer. If it is impossible to notify your local retailer, please submit your claim to Luonto Furniture Customer Service.

For your convenience, we have a Toll Free number: (888) 255 2951 or email our Customer Service department: [customerservice@luontofurniture.com](mailto:customerservice@luontofurniture.com)

CATEGORY	Period	Details of Coverage
Frames & Springs .....	10 Years	<sup>1</sup> Warranted against loss of resilience under normal conditions. All cushions and pillows will naturally soften with normal use. This is not a material or manufacturing defect. Warranty does not cover any normal softening of cushion core, flattening of a fiber top or loss of loft.
Mechanisms .....	2 Years	
Cushion Cores, Pillow Inserts, Back Cushions, Back Pillows and Padding .....	2 Years <sup>1</sup>	<sup>2</sup> Warranted against seam slippage, fraying, and dye transfer. Except where intrinsic to natural characteristics of fabric (i.e., velvets, silks), warranted against nap loss and marking. All COM (customer's Own Material) and merchandise subject to after-market protective treatments are excluded from warranty.
Sleeper Mechanisms .....	2 Years	
Sleeper Mattresses .....	1 Year	<sup>3</sup> Warranted against splitting, seam slippage, and dye transfer. Nature's own characteristics such as wrinkling, marking and variations in grain or color are not covered.
Electrical Components, Motors, and Controls .....	1 Year	
Covering Fabric .....	1 Year <sup>2</sup>	
Covering Leather .....	1 Year <sup>3</sup>	



*Timo Viitala*

Timo Viitala, Chairman Of The Board  
Pohjanmaan Kaluste LTD.



## 2025 Stock Program

### Visit Our Showroom

High Point Market IHFC Showroom H604  
210 E Commerce Ave. High Point, NC 27260



Follow Us on Social Media @luontofurniture

Explore Online [www.luonto.com](http://www.luonto.com)

Copyright © 2024 Luonto® Furniture, Inc. v2.1