


*bB*

*Branded for Billions*



**VIP Design Services  
How It Works**

**IAMJOHNENE.COM**

# VIP Design Process




Here's what you can expect next:

## Sign & Pay

Review contract and sign electronic agreements.

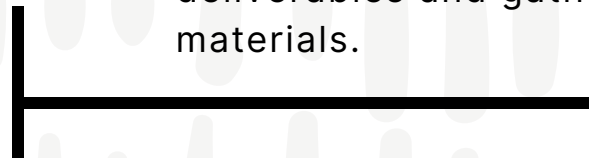
STEP  
01



STEP  
02

## Welcome Call


Set expectations for the deliverables and gather materials.



## The Production

All requested designs will be completed within deliverables timeframe.

STEP  
03



STEP  
04

## The Review

Review and get approval from the client before publishing.



## The Delivery

Done! Time to party and celebrate!

STEP  
05



# Design Checklist

Ready to reveal your new look? **Use this checklist as a guide to help get prepared for each step in the design process.**



Review Design Invoice + Agreement(s).



Pay Invoice and Sign agreements electronically. A link to schedule a **Welcome Call** will be sent via email, once the invoice is paid.



Schedule **Welcome Call** to review goals, questions and expectations.



Meet for **Welcome Call** + prepare to send requested assets via the **Asset Request Form**. The link to this form will be provided after the Welcome Call.



Check Your Email for your "**Design in Process**" Calendar Invitation. This helps you to keep track of your asset being designed.



Check Your Email for your "**Asset Review**" and request any changes, if needed.



Once the asset review is satisfactory, assets will be sent within 24 hours to the client via email. Assets can be published by Johnene and then transferred over to you or someone on your team.