

SERVICE ADVISOR DESK



DISTINCTIVE FEATURES

- Designed to make service advisors' tasks easier and more enjoyable
- Spacious work surface including a cable grommet to keep the surface clear
- Desk can be personalized with a logo
- Choose from 20 colors to match your image
- Made in North America

CREATE A DEDICATED SPACE
FOR GREETING CUSTOMERS



RP-DE1385004RS

SERVICE ADVISOR DESK

IDEAL FOR A RANGE OF ENVIRONMENTS

RECEPTION DESK



CUSTOMER SERVICE



WORKSPACE



Rousseau's service advisor desks create a dedicated space for greeting customers. As well as its welcoming and contemporary looks, it has been designed to facilitate all tasks performed by a service advisor. This includes initial greeting, delivery of keys, explanation of work to be performed, work order planning, car preparation and payment. For all this and more, the service advisor desk excels and impresses both visitors and advisors.

METICULOUSLY DESIGNED TO BE AN ORGANIZED AND ERGONOMIC WORKSPACE

The Service Advisor Desk is one of several Rousseau products protected by an industrial design because of its unique and distinctive design.



Front view for the models below, excluding logo.

MULTIPLE CONFIGURATIONS

- Mobile* or stationary



- Offset



- Linear



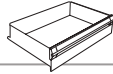
* Available for single desks without doors.

DESIGNED TO MAKE SERVICE ADVISORS' TASKS EASIER AND MORE ENJOYABLE

SPECIFICATIONS



100 lb./drawer
250 lb./cabinet



3", 4", 5", 6", 8", 12"



30", 36", 42",
48", 60", 72"



36"




Advisor / 40"
Visitor / 48"

SURFACE TYPE

Stainless steel

Laminate

Laminated wood




Work surface and riser shelf have rounded fronts for a distinctive and welcoming look

SUPPORT FOR COMPUTER MONITOR



LED LIGHT FOR OPTIMAL VISIBILITY



POWER OUTLETS AND USB PORTS



DOOR WITH LOCK*

Useful for locking away personal belongings

WITH OR WITHOUT CABINET

- Cabinet dimensions: 18"W x 27"D x 38"H
- Multiple drawer heights available
- Roll-out shelf
- 12"H drawer for file storage

ACCESSORIES



Waste and recycling containers



Printer shelf



Power feed panel



Adjustable shelf, fixed

PERSONALIZATION

By adding a stainless steel panel, you can display your logo on the front of the desk

MOBILE

Clean under the workstation by moving the desk

DUOTONE

Combine two colors



* Available for 36"W desks and over. Stationary model only.

DID YOU KNOW?

One of Rousseau's biggest strengths is our wide range of color options. Choose from 20 standard colors.



HERE ARE SOME SOLUTIONS

Go to rousseau-automotive.com for more suggested models.



48"	RP-DHJ3850040S
60"	RP-DKJ3850040S
72"	RP-DLJ3850040S



48"	RP-DHJ385002RS
60"	RP-DKJ385002RS
72"	RP-DLJ385002RS



48"	RP-DHJ385008RS
60"	RP-DKJ385008RS
72"	RP-DLJ385008RS



48"	RP-DHJ385006RS
60"	RP-DKJ385006RS
72"	RP-DLJ385006RS



48"	RP-BHJ385004RS
60"	RP-BKJ385004RS
72"	RP-BLJ385004RS



48"	RP-DHJ385010RS
60"	RP-DKJ385010RS
72"	RP-DLJ385010RS



30"	RP-DDJ3820060S
-----	----------------



Front view for preconfigured models

To add a stainless steel panel to the front of the desk, add "S" to the end of the model number.

For more information, contact our representative:

ROUSSEAU METAL INC.

105, avenue de Gaspé Ouest
Saint-Jean-Port-Joli (Québec)
GOR 3G0 CANADA

DISTRIBUTORS
1.800.463.4271

END USERS
1.866.463.4270

EMAIL
info@rousseau.com

WEBSITE
rousseau.com

DISTRIBUTORS ACCESS
e-rousseau.com

CONFIGURATOR
MyModel-r.com



Printed in Canada

7PV09A00
V09-AU21A