



ROOT & VESSEL[®]

PLANT WITH PURPOSE



CATALOG | 2024

ARTSTONE PLANTERS & PLANT STANDS.....3-18

A blend of durable resin and stone creates a unique façade with a high-end look for these indoor and outdoor planters.

ELLA PLANTERS.....	4	CALI PLANTERS.....	14
NAPA PLANTERS.....	7	CACHE POTS.....	15
TERRARIUMS.....	10	LENA PLANTER SETS.....	16
DOLCE PLANTERS.....	12	RUBI PLANTER SETS.....	17
BOTANICAL PLANT STANDS.....	13	FIJI PLANTER SETS.....	18

PLASTIC PLANTERS & WATERING CANS.....19-27

Classic families of domestic resin planters and watering cans; made-to-last everyday basics for every home and garden.

CLASSIC WATERING CANS.....	20	URN PLANTERS.....	26
CHARACTER WATERING CANS.....	21	KETTLE PLANTERS.....	27
COUNTRYSIDE PLANTERS.....	22	POLY-PRO LINERS.....	27
MAJESTIC PLANTERS.....	24	MEMORIAL VASES.....	27

Availability of products may vary

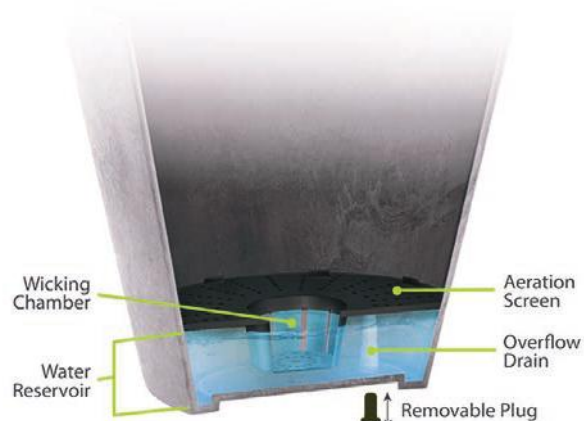


ARTSTONE PLANTERS

ARTSTONE PLANTERS ARE MADE FROM A PROPRIETARY BLEND OF RECYCLED** POLY-PROPYLENE RESIN AND NATURAL STONE, GIVING EACH PIECE A ONE-OF-A-KIND LOOK. THIS GENEROUS SELECTION OF PLANTERS IN VARIOUS SHAPES, SIZES, APPLICATIONS, AND NEUTRAL TONES PROVIDES UNLIMITED SALES OPPORTUNITIES.



WATER-MINDER™ RESERVOIR



ARTSTONE PLANTER FEATURES:

- Keeps plants hydrated with its sub-irrigated Water-Minder™ reservoir*
- Removable plug allows for use both indoors and outdoors without a saucer or tray
- Footed bottom provides airflow to root systems
- Made with BPA-free, recycled** materials
- UV-stabilized and frost-resistant
- One-year limited warranty

**Included on all planters 5½" and larger only.*

***All colors except "white" are made from recycled materials.*

ELLA SQUARE PLANTERS

A TOP-SELLER, ELLA'S SLEEK PROFILE AND CLEAN LINES ACCENTUATE ANY SPACE, LENDING ITS MODERN LOOK TO ALL SETTINGS.

SIZE	DIM. (L x W x H)				CASE	GREY	WHITE	MINT	BLACK	RUST
6"	6"	6"	6"	10	10	35060	35062	35066	35068	35069
8"	8"	8"	8"	10	10	35080	35082	35086	35088	35089
10"	10"	10"	9¼"	5	5	35100	35102	35106	35108	35109
12"	12"	12"	11½"	5	5	35120	35122	35126	35128	35129
14"	13½"	13½"	14"	5	5	---	---	35146	35148	35149
16"	16"	16"	16"	5	5	---	---	---	35168	35169
18"	18"	18"	18"	2	2	---	---	---	35188	35189





**NEW
SIZE! 35½"
IN WHITE!**

ELLA TALL PLANTERS

STATEMENT PIECES LIKE ELLA TALL PLANTERS FLANK DOORWAYS, PATIOS, AND DECKS; GIVING A LIFT TO SHRUBS AND GREENERY.

SIZE	DIM. (L x W x H)			CASE	GREY	WHITE	BLACK	RUST
13½"	7½"	7½"	13½"	5	35130	35132	35138	35139
19½"	10¼"	10¼"	19½"	2	35190	35192	35198	35199
27½"	14"	14"	27½"	2	35270	35272	35278	35279
35½"	16"	16"	35½"	1	35350	35352	35358	35359

NEW!

ELLA TALL PALLET

16/PK. — ITEM # 35280.16 QTY.
(2 EA. SIZE GREY, WHITE, BLACK, RUST)

19½" ELLA TALL	8
27½" ELLA TALL	8

48"x40", SHIP WT. 275 LBS.



ELLA FLOWER BOXES

EMBELLISHING A WINDOW OR ACCENTING A TABLETOP, ELLA FLOWER BOXES BRING DESIGN SENSIBILITY TO YOUR MOST DISCERNING CUSTOMER.

SIZE	DIM. (L x W x H)				CASE	GREY	BLACK
14¼"	14¼"	6½"	6¾"		5	36140	36148
21½"	21½"	6½"	6¾"		5	36220	36228



ELLA LOW SQUARE PLANTERS

THESE POPULAR LOW SQUARE VESSELS ARE IDEAL FOR MINIATURE GARDENING AND CENTERPIECES.

SIZE	DIM. (L x W x H)			CASE	GREY	BLACK
10"	9¾"	9¾"	4¾"	5	36100	36108
12"	11¾"	11¾"	5½"	5	36120	36128

ELLA WALL POTS

JAZZ UP ANY WALL OR FENCE WITH MODERN ELLA WALL POTS FOR AN EASY VERTICAL GARDEN! FLOWERS, TRAILING VINES, OR SUCCULENTS DEMAND A BEAUTIFUL LIVING WALL.

SIZE	DIM. (L x W x H)				CASE	GREY	BLACK	RUST
5½"	5½"	4¾"	6¼"		10	35050	35058	35059
8½"	8½"	5¾"	7"		5	35090	35098	---
14½"	14½"	6¾"	7¾"		5	---	35158	35159





NAPA ROUND PLANTERS

A SMOOTH SERIES OF ROUND PLANTERS THAT PROVIDE A MODERN, UPSCALE LOOK IN ANY SETTING.

SIZE	DIM. (Ø x H)	CASE	GREY	RUST	NEW!		
					WHITE	BLACK	
6"	6¼" 6"	10	08060	08062	08064	08066	
8"	8¼" 7¾"	10	08080	08082	08084	08086	
10"	10½" 9½"	5	08100.05	08102.05	08104.05	08106.05	
12"	12½" 11½"	5	08120.05	08122.05	08124.05	08126.05	
16"	16¾" 15¼"	3	---	08162.03	---	---	



NAPA ROUND PLANTERS CAN BE PAIRED WITH BOTANICAL PLANT STANDS (PAGE 13).

NAPA BOWLS

A CONSISTENT BEST SELLER, NAPA BOWL PLANTERS GRACE GARDEN AND HOME DÉCOR.

SIZE	DIM. (Ø x H)		CASE	GREY	WHITE	BLACK	RUST
10"	9¼"	4¾"	5	31100	31102	31108	31109
12"	12"	5¾"	5	31120	31122	31128	31129
16"	15¾"	10"	5	---	---	31168	31169



NAPA HANGING BOWLS

NAPA HANGING BOWLS ARE THE PERFECT ALTERNATIVE TO THE TRADITIONAL HANGING BASKET, AND LOOK BEAUTIFUL BOTH INDOORS AND OUTDOORS.

SIZE	DIM. (Ø x H)		CASE	GREY	WHITE	BLACK	RUST
10"	9¾"	4¾"	5	32100	32102	32108	32109
12"	12"	5¾"	5	32120	32122	32128	32129



NAPA MINI BOWLS

THIS SWEET LITTLE BOWL PERFECTLY CUPS SUCCULENTS AND OTHER TINY PLANTS THAT REQUIRE LOW LEVEL HOUSING.



MINI BOWLS

20/PK. — ITEM # 70811
(10 EA. GREY, WHITE)

SIZE	DIM. (Ø x H)		QTY.
5"	5"	2¼"	20



NAPA TERRARIUMS

NAPA TERRARIUMS PROVIDE AN INDOOR GARDEN FULL OF WHIMSY! WITH A LARGE OPENING ON TOP, IT'S EASY TO STYLE AND ARRANGE AIR PLANTS, SUCCULENTS, MOSS, STONES, GNOMES, AND MORE. LIGHTWEIGHT MATERIALS AND A SHATTER-RESISTANT RESIN LID MAKE THIS DOME PLANTER PERFECT FOR ANYONE.

SIZE	DIM. (Ø x H)	CASE	GREY	TAUPE
10"	10" 6½"	2	08710	08713



SPROUT HOUSE MINI TERRARIUMS

LIKE LITTLE GREENHOUSES, "SPROUT HOUSE" MINI TERRARIUMS ARE IDEAL FOR SEED-STARTING, HOUSING CARNIVOROUS OR TROPICAL PLANTS, AND GROWING FRESH HERBS. EACH MINI TERRARIUM IS PACKED IN A STYLISH BOX, PERFECT FOR GIFTING.



CACHE POT SPROUT HOUSE

SIZE	*DIM. (Ø x H)	CASE	COLORS	ITEM #
5"	5" 9¼"	6	3 EA. GREY/TAUPE	70088

*WITH LID ATTACHED



TRI-POT SPROUT HOUSE

SIZE	*DIM. (L x W x H)	CASE	COLORS	ITEM #
7"	7½" 7¼" 7½"	4	2 EA. GREY/TAUPE	70089

*WITH LID ATTACHED



DOLCE ROUND PLANTERS

A SIMPLE, CLASSIC SHAPE THAT IS A SURE CROWD-PLEASER, DOLCE'S TRADITIONAL PROFILE FITS NICELY IN ANY INDOOR OR OUTDOOR SETTING.

SIZE	DIM. (Ø x H)		CASE	GREY	RUST	WHITE	BLACK
6"	6½"	6"	10	03060	03062	03064	03068
8"	8½"	7½"	10	03080	03082	03084	03088
10"	10½"	9¾"	5	03100.05	03102.05	03104.05	03108.05
12"	12¾"	11½"	5	03120.05	03122.05	03124.05	03128.05

DOLCE ROUND PLANTERS CAN BE PAIRED WITH BOTANICAL PLANT STANDS (PAGE 13).



BOTANICAL PLANT STANDS

ON-TREND BOHO STYLE METAL PLANT STANDS ARE DESIGNED TO FIT DOLCE, NAPA, AND CALI PLANTERS.



SIZE	DIM. (Ø x H)		CASE	ITEM #
8"	8"	7"	5	04513
10"	10"	9"	5	04523
12"	12"	11"	5	04533



CALI ROUND PLANTERS

TEXTURED BANDS BRING ANOTHER LAYER OF DEPTH TO THESE MODERN TAPERED PLANTERS—AN INVITING UPTICK IN STYLE.

SIZE	DIM. (Ø X H)		CASE	MINT	TAUPE	BLACK
6"	6¼"	6"	10	34061	34063	34068
8"	8¼"	7¾"	10	34081	34083	34088
10"	10½"	9½"	5	34101	34103	34108
12"	12½"	11½"	5	34121	34123	34128
14"	14¾"	13½"	3	34141	---	---

CALI ROUND PLANTERS CAN BE PAIRED WITH BOTANICAL PLANT STANDS (PAGE 13).



5" CACHE POTS

SIMPLE, COLORFUL, AND PRACTICAL—CACHE POTS ARE IDEAL FOR DROP-INS WITH GROWERS AND RETAILERS.



CACHE POT BRIGHT SET

24/PK. — ITEM # 70801
(6 EA. PINK, AQUA, LIME, GRAPE)

SIZE	DIM. (Ø X H)		QTY.
5"	5"	5½"	24



CACHE POT NEUTRAL SET

24/PK. — ITEM # 70802
(6 EA. BLACK, GREY, TAUPE, TERRA)

SIZE	DIM. (Ø X H)		QTY.
5"	5"	5½"	24



3" MINI CACHE POTS

SEIZE THE SUCCULENT TREND AND MINI GARDEN MANIA BY OFFERING A COZY HOME FOR FAVORED SEDUM, ALOE, AND OTHER TINY-TOT PLANTS!

MINI CACHE POT SET

24/PK. — ITEM # 70810
(6 EA. GREY, TAUPE, WHITE, MINT)

SIZE	DIM. (Ø X H)		QTY.
3"	3⅞"	3½"	24

LENA ROUND HANGING PLANTER SETS

A POPULAR DESIGN WITH A MID-CENTURY MODERN FEEL, LENA HANGING PLANTERS COME NESTED IN A SET OF TWO.

COLOR	ITEM #	CASE
GREY	64200	4 (SETS OF 2)
WHITE	64202	4 (SETS OF 2)

8 TOTAL ITEMS PER CASE.

SIZE	DIM. (Ø X H)	SIZE	DIM. (Ø X H)
7"	6¼" 6"	8"	8" 7½"

A NESTED SET CONSISTS OF 2 SIZES, SINGLE COLOR. 4 SETS PER CASE.



LENA ROUND PLANTER SETS

A SLEEK MID-CENTURY MODERN DESIGN — LENA ROUND PLANTERS COME NESTED IN A SET OF THREE.

COLOR	ITEM #	CASE
GREY	64000	4 (SETS OF 3)
WHITE	64002	4 (SETS OF 3)

12 TOTAL ITEMS PER CASE.

SIZE	DIM. (Ø X H)			SIZE	DIM. (Ø X H)			SIZE	DIM. (Ø X H)		
6"	6"	5¼"		7"	6¾"	6"		8"	8"	7½"	

A NESTED SET CONSISTS OF 3 SIZES, SINGLE COLOR. 4 SETS PER CASE.



RUBI SQUARE PLANTER SETS

AN ON-TREND CUBE DESIGN, RUBI SQUARE PLANTERS COME NESTED IN A SET OF THREE.

COLOR	ITEM #	CASE
GREY	65000	4 (SETS OF 3)
WHITE	65002	4 (SETS OF 3)

12 TOTAL ITEMS PER CASE.

SIZE	DIM. (L X W X H)				SIZE	DIM. (L X W X H)				SIZE	DIM. (L X W X H)			
6"	6"	6"	5¼"		7"	6¾"	6¾"	6"	8"	8"	8"	7½"		

A NESTED SET CONSISTS OF 3 SIZES, SINGLE COLOR. 4 SETS PER CASE.





FIJI ROUND PLANTER SETS

A SET OF THREE MODERN PLANTERS TAKES THE GUESSWORK OUT OF DECORATING. CRAFTED WITH A BOTTOM CURVE THAT SOFTLY HUGS THE FLOOR, FIJI PLANTERS ARE PERFECT FOR QUAIN GROUPINGS IN ANY SETTING.

COLOR	ITEM #	CASE
GREY	17000	1 (SET OF 3)
RUST	17003	1 (SET OF 3)
BLACK	17008	1 (SET OF 3)

3 TOTAL ITEMS PER CASE.

SIZE	DIM. (Ø X H)		SIZE	DIM. (Ø X H)		SIZE	DIM. (Ø X H)	
11"	11"	9½"	13"	13"	11¾"	15"	15"	13"

A NESTED SET CONSISTS OF 3 SIZES PER CASE, SINGLE COLOR.



PLASTIC PLANTERS & WATERING CANS

THIS DOMESTIC ASSORTMENT OF RECYCLABLE RESIN PRODUCTS SATISFIES EVERY CUSTOMER'S NEED. FROM EVERYDAY BASICS TO CLASSICS WITH A TIMELESS LOOK, THIS OFFERING OF PLANTERS AND WATERING CANS IS SURE TO PLEASE.



WATERING CANS

DESIGNED FOR EASE, COMFORT, AND SUPERIOR FUNCTION, THESE WATERING CANS ARE A STAPLE FOR EVERY GARDENER. OFFERED IN A VARIETY OF COLORS, THESE TOP-SELLERS ARE A HIT.



TWO-GALLON

ONE-GALLON

HALF-GALLON



DELUXE



ITEM #	CAPACITY	CASE	COLORS
30402	2 GAL.	12	SKY
30409	2 GAL.	12	BLUE
30411	2 GAL.	12	RED
30413	2 GAL.	12	GREEN



ITEM #	CAPACITY	CASE	COLORS
30702	1 GAL.	6	SKY
30705	1 GAL.	6	RED



ITEM #	CAPACITY	CASE	COLORS
30601	½ GAL.	6	GREEN
30602	½ GAL.	6	PEARL
30605	½ GAL.	6	RED

ALSO AVAILABLE:
ITEM # 30412 REPLACEMENT 2-GAL. NOZZLE, CASE OF 12

CLASSIC



ITEM #	CAPACITY	CASE	COLORS
30301	2 GAL.	12	HUNTER GREEN
30301.96	2 GAL.	96	HUNTER GREEN

(30301.96 SOLD AS 8 CASES OF 12 PIECES, TOTALING 96 PIECES.)

CHARACTER WATERING CANS

CHARACTER CANS ARE WHIMSICAL AND ENJOYED BY CHILDREN AND ADULTS ALIKE!



ITEM #	CAPACITY	CASE	COLOR
30500	1½ GAL.	10	PINK



ITEM #	CAPACITY	CASE	COLOR
30104	1 GAL.	6	YELLOW



ITEM #	CAPACITY	CASE	COLOR
30901	1½ GAL.	10	GREEN



ITEM #	CAPACITY	CASE	COLOR
30806	¾ GAL.	6	ORANGE

COUNTRYSIDE PLANTERS

DESIGNED WITH CLASSIC LINES IN A VARIETY OF SHAPES AND SIZES. EACH PLANTER FEATURES A DEEP ROOT ZONE, DRAIN HOLES AND PLUGS.



TUBS & PATIO PLANTERS

THESE LARGER PLANTERS ARE PERFECT FOR SPRUCING UP ANY SPACE: CORNERS, PORCHES, PATIOS AND MORE.

DIM. (L x W x H)			CASE	SAGE	WHITE	BROWN	TERRA	SOIL BLACK CAP.	
14"	14"	13"	10	26140	26142	26143	26145	26148	18.0
18"	18"	15"	10	26180	26182	26183	26185	26188	35.4
27"	12"	10"	10	26270	26272	26273	26275	26278	26.3

(SOIL CAPACITY MEASURED ONE INCH FROM TOP OF CONTAINER IN DRY QUARTS.)



FLOWER BOX PLANTERS

CHOOSE COUNTRYSIDE FLOWER BOX PLANTERS FOR A SHOWY DISPLAY UNDER WINDOWS, ON PORCHES AND DECKS, AND ALONG WALKWAYS.

DIM. (L x W x H)			CASE	SAGE	WHITE	BROWN	TERRA	BLACK	SOIL CAP.
18"	8"	6½"	10	16190	16192	16193	16195	16198	8.0
24"	8"	6½"	10	16240	16242	16243	16245	16248	9.5
30"	8"	6½"	10	16300	16302	16303	16305	16308	11.2
36"	8"	6½"	10	16360	16362	16363	16365	16368	13.9

(SOIL CAPACITY MEASURED ONE INCH FROM TOP OF CONTAINER IN DRY QUARTS.)



FLOWER BOX PLANTER TRAYS

THE PERFECT MATCH FOR COUNTRYSIDE FLOWER BOXES. PROTECTS DECKS, PATIOS AND INDOOR AREAS.


DIM. (L x W x H)			CASE	SAGE	WHITE	BROWN	TERRA	BLACK
18"	7"	1"	10	10180	10182	10183	10185	10188
24"	7"	1"	10	10240	10242	10243	10245	10248
30"	7"	1"	10	10300	10302	10303	10305	10308
36"	7"	1"	10	10360	10362	10363	10365	10368

RAILING PLANTERS

DEEP TROUGHS AND DURABLE CONSTRUCTION SET THIS PLANTER APART. A TIGHT FIT ON STANDARD 2" x 4" AND 2" x 6" RAILINGS STEADY AND SECURE THE PLANTER. A MUST-HAVE TO INVIGORATE ANY DECK OR PORCH RAIL!



DIM. (L x W x H)	CASE	SAGE	WHITE	BROWN	TERRA	BLACK	SOIL	
							CAP.	
16" 12" 10"	4	26160	26162	26163	26165	26168	11.3	
24" 12" 10"	4	26240	26242	26243	26245	26248	18.3	



(SOIL CAPACITY MEASURED ONE INCH FROM TOP OF CONTAINER IN DRY QUARTS.)



MAJESTIC PLANTERS

CLEAN LINES, SIMPLE PROFILES, AND SNAP-ON TRAYS DEFINE THIS LINE'S CONTEMPORARY LOOK.

NEW! WINDOWSILL PLANTER

A PICTURE-PERFECT POT FOR POPULAR PLANT BABIES! WINDOWSILL PLANTER HOLDS THE EQUIVALENT OF THREE 4" PLANTERS AND IS FITTED FOR MOST INTERIOR SILLS. MADE OF LIGHTWEIGHT PLASTIC WITH A SOFT MATTE FINISH.

SIZE	DIM. (L x W x H)		CASE	GREY	WHITE	TAUPE	SOIL CAP.
12"	12"	12" 6"	5	14120	14122	14123	2.6
							



HERB & SUCCULENT TRIO PLANTER

TRIO PLANTER IS A TIDY TUB FOR TRIPLET PLANTINGS. ATTACHED TRAY GRABS WATER OVERFLOW. OFFERED IN POPULAR MATTE NEUTRALS.

SIZE	DIM. (L x W x H)		CASE	GREY	WHITE	TAUPE	SOIL CAP.
12"	12"	4" 3"	6	10010	10012	10013	1.32
							

LARGE GARDEN PLANTER

SHOWCASE HOME GROWN HERBS, GREENS, OR FLOWERS IN THIS LARGE GARDEN PLANTER. A SIMPLISTIC DESIGN IN MATTE-FINISH NEUTRAL TONES, THIS VERSATILE PLANTER IS PERFECT FOR USE ON A TABLETOP AS A CENTERPIECE.

SIZE	DIM. (L x W x H)		CASE	GREY	WHITE	TAUPE	SOIL CAP.
12"	12"	12" 6"	5	10020	10022	10023	6.36
							

(SOIL CAPACITY MEASURED ONE INCH FROM TOP OF CONTAINER IN DRY QUARTS.)





FULL DEPTH CYLINDER POTS

HOUSE PLANTS AND MID-CENTURY MODERN TRENDS BRING THESE CYLINDER POTS TO LIFE. A GLOSSY FINISH AND ATTACHED TRAY MAKE THESE PLANTERS A BEST SELLER!

SIZE	DIM. (Ø x H)		CASE	WHITE	BLACK
6"	6¼"	5¾"	10	10062	10068
8"	8¼"	7¾"	10	10082	10088
10"	10½"	9¾"	5	10102	10108
12"	12½"	11¾"	5	10122	10128
14"	14¼"	13¾"	5	10142	10148



GRECIAN URNS

WITH ITS ELEGANT DETAIL, THE GRECIAN URN FEATURES TWO-PIECE CONSTRUCTION WITH DRILL-OUT DRAIN HOLES IN UV-STABLE RESIN.



SIZE	DIM. (Ø x H)		CASE	WHITE	STONE	BLACK	SOIL CAP.
12"	12"	11"	12	39122	39126	39128	4
18"	18"	14½"	6	39182	39186	39188	13.62

(SOIL CAPACITY MEASURED ONE INCH FROM TOP OF CONTAINER IN DRY QUARTS.)

CLASSIC URNS

A TIMELESS PLANTER, THE CLASSIC URN FEATURES TWO-PIECE CONSTRUCTION WITH DRILL-OUT DRAIN HOLES IN UV-STABLE RESIN.



SIZE	DIM. (Ø x H)		CASE	WHITE	STONE	BLACK	SOIL CAP.
14"	14"	14"	12	38142	38146	38148	9
19"	19"	19"	6	38192	38196	38198	24

(SOIL CAPACITY MEASURED ONE INCH FROM TOP OF CONTAINER IN DRY QUARTS.)





ANTIQUE KETTLES

BLACK KETTLES IN UV-STABLE RESIN INCLUDE ROTATING BLACK HANDLE, THREE-LEGGED DESIGN, AND DRILL-OUT HOLES FOR DRAINAGE.

SIZE	DIM. (Ø x H)		CASE	ITEM #
9"	9"	7"	6	48098
12"	12"	9½"	6	48128
15"	15"	12"	6	48158

(HEIGHT INCLUDES HANDLE MOUNT ON SIDES.)



POLY-PRO FLOWER BOX PLANTERS/LINERS

UV-STABLE RESIN WITH DRILL-OUT HOLES FOR DRAINAGE.



DIM. (L x W x H)	CASE				SOIL CAP.
		GREEN	WHITE	BLACK	
18" 8" 5"	10	02181	02182	02188	5
24" 8" 5"	10	02241	02242	02248	6.7
30" 8" 5"	10	02301	02302	02308	9.2
36" 8" 5"	10	02361	02362	02368	11

(SOIL CAPACITY MEASURED ONE INCH FROM TOP OF CONTAINER IN DRY QUARTS.)

MEMORIAL VASES

CHOOSE FROM A FULL RANGE OF STYLES, COLORS, AND SIZES WITH THESE DURABLE CEMETERY VASES.





ITEM #	DESCRIPTION	DIM. (Ø x H)			STEM	CASE	COLOR	MATERIAL
05011*	ROUND BOTTOM	3"	7"	3"	36	GREEN	PLASTIC	
05013*	ROUND BOTTOM	3"	7"	3"	36	BRONZE	PLASTIC	
05016*	ROUND BOTTOM	3"	7"	3"	36	STONE	PLASTIC	
05121*	FLAT BOTTOM (SMALL)	4"	6½"	3"	36	GREEN	PLASTIC	
05131*	FLAT BOTTOM (LARGE)	4¾"	8"	3"	36	GREEN	PLASTIC	
05041	CLASSIC CONE	4¾"	8¾"	2¼"	36	GREEN	METAL	
05071	PLAIN CONE	4½"	8¼"	2¼"	36	GREEN	PLASTIC	
05081	"IN LOVING MEMORY"	5¼"	9¼"	2¼"	36	GREEN	PLASTIC	

*REMOVABLE, LOCKING STEMS.



NOVELTY
MANUFACTURING CO.



 /rootandvessel
 /noveltymfg



ROOTANDVESSEL.COM | 1.800.4GARDEN (442.7336)
© 2023 NOVELTY MANUFACTURING CO.
1330 LOOP ROAD, LANCASTER, PA 17601-3116
TEL: 717.392.1128 | NOVELTYMFG.COM