




# ONE TILE, UNLIMITED POSSIBILITIES

**FLEXTILE  
MODULAR  
DISPLAY SYSTEM**

PRODUCT OVERVIEW



# FLEXTILE - A TRULY FLEXIBLE DISPLAY SOLUTION

Flextile by Spennare is a flexible and user-friendly portable display system that can be assembled by a single person with no tools required. The main component of the system is the ingenious foldable frame which accepts multiple types of tension fabric printed graphics. These frames can be connected in limitless combinations to suit any display need from the smallest tradeshow booth to the largest event or corporate interior environment.



## INNEHÅLL

CASE: Norling studio .....	3
Introduction .....	4
CASE: Triggerfish .....	8
Modularity .....	9
CASE: Eizo .....	11
The Flextile System.....	12





### CASE: NORLING STUDIO


Pop-up Shop. Norling needed a frame system that could evolve with their needs. What started as a temporary retail space to launch their web-based brand ultimately became their tradeshow display once they got off the ground and out of brick-and-mortar.

# ONE TILE, THREE SIZES, ENDLESS POSSIBILITIES

Simple, easily, flexible - that's Flextile in a nutshell.

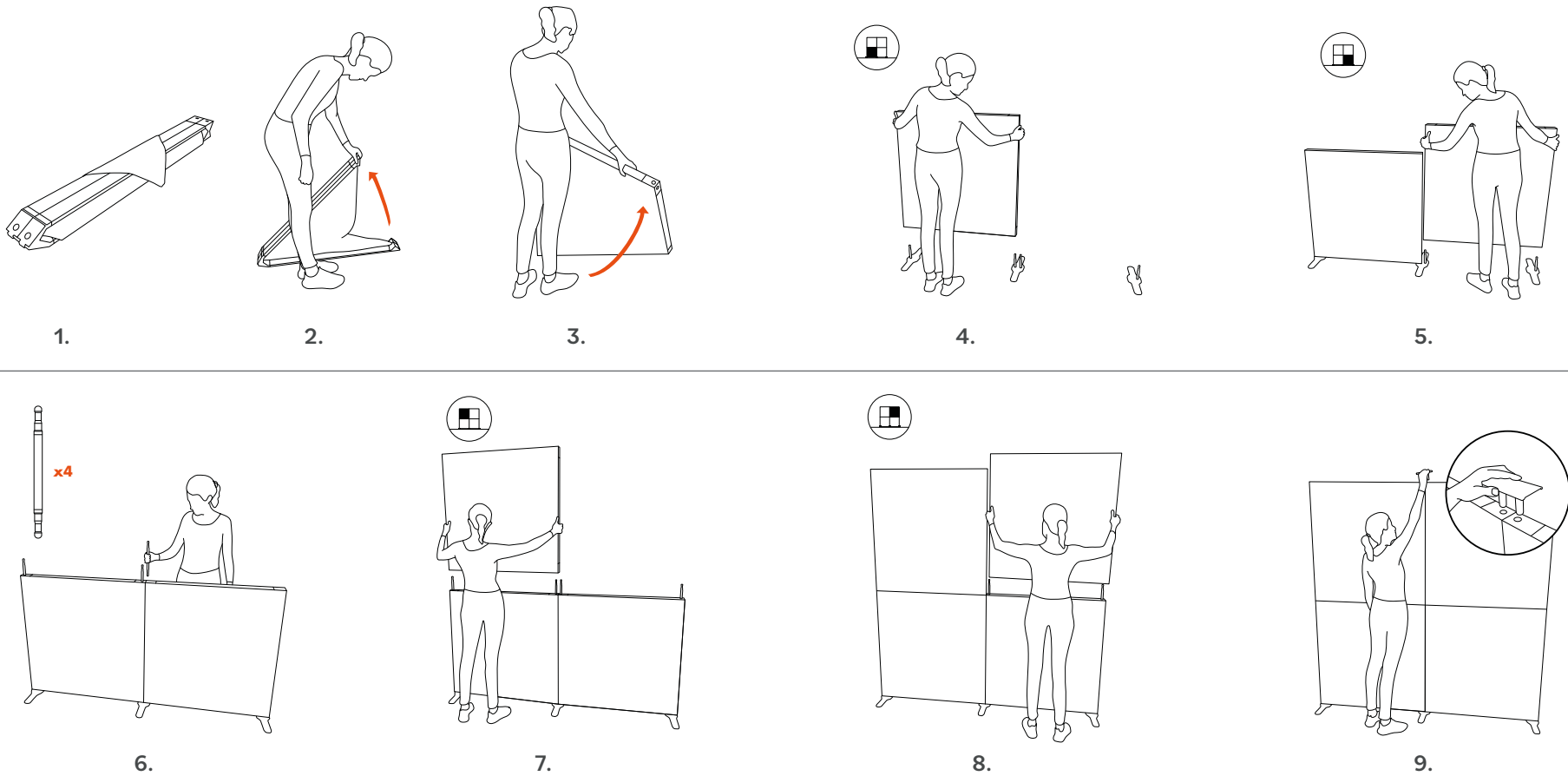
First, choose a frame size, or multiple frame sizes, among our practical 80cm, 100cm, or 120cm models. Then, link them together at straight, 45 degree, or 90 degree angles. Finally, reconfigure that same display into a different structure by changing either the number of frames, or the angles at which they're connected.

It's that easy!



# LIGHTNING-SPEED ASSEMBLY

There has never been a more intuitive frame system than the Flextile. Even very large and complex displays can be set up by one person with ZERO tools or expertise required. Simply fold open the frames, place the feet and connector pins, and you're done.




# A STITCH IN TIME SAVES NINE

Everyone loves the look and cost-savings of silicone-edge fabric graphics, but not everyone loves installing them. With Flextile, you don't have to lay a finger (or a steamer) on the fabric, just fold open the frame with the taut, wrinkle-free graphic already attached!



## Fabric at the ready

Our unique frame design allows for a silicone edge graphic to stay installed even when folded for transport. Now that's convenient!



## Easy graphic change-out

Changing the fabric on your Flextile is as simple as it is inexpensive. Silicone welting holds the graphic firmly in the frame and won't budge until you're ready, but it's also quite easy to remove and install.


# ONE IMAGE, OR SEVERAL? SINGLE OR DOUBLE-SIDED? YOU DECIDE!

Preattached single-frame graphics are not your only option with the Flextile. Would you rather have a seamless photomural instead? No problem. One fabric graphic can cover multiple frames with no gaps in the silicone border. Or maybe you prefer a slip-on pillowcase graphic cover for a quick double-sided solution? Flextile can do that too!



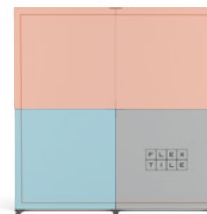
## One graphic per frame

Fabric graphics stay on the front side of the frame at all times. Each graphic can be its own image, or panels can be combined into composite image with perfect lineup over the seams.



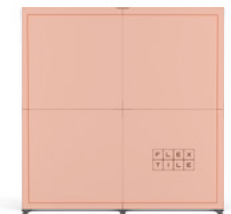
## Multi-frame graphics

If seamless appearance is a must, then cover multiple frames with one graphic. The graphic is not preinstalled, but attaches quickly with silicone edging.



## Double-sided slipcover

Fast and easy. Simply pull a stretch fabric slipcover over the display and your message is instantly visible on both sides.



# Triggerfish

## Årskonferens 2021



### CASE: TRIGGERFISH


Triggerfish needed a simple, clean display for a conference event. Flextile was the perfect solution to accommodate their space, and served as a perfect photo backdrop thanks to the opaque, non-glare finish of the seamless fabric graphics.



# STANDARD FLEXTILE KITS

MODULARITY

There are endless combinations possible with Flextile, but for your convenience we offer several popular configurations based on either the 100cm or 120cm frame, in show-ready standard kits, with all the necessary parts included to get started!





---

Flextile 4	Dimensions	Weight
100	200x200 cm	17 kg
120	240x240 cm	20 kg

Flextile 6	Dimensions	Weight
100	300x200 cm	26 kg
120	360x240 cm	30 kg

Flextile 8	Dimensions	Weight
100	400x200 cm	34 kg
120	480x240 cm	40 kg




---

Flextile 12	Dimensions	Weight
100	600x200 cm	51 kg
120	720x240 cm	60 kg

Flextile 16	Dimensions	Weight
100	800x200 cm	68 kg
120	960x240 cm	80 kg

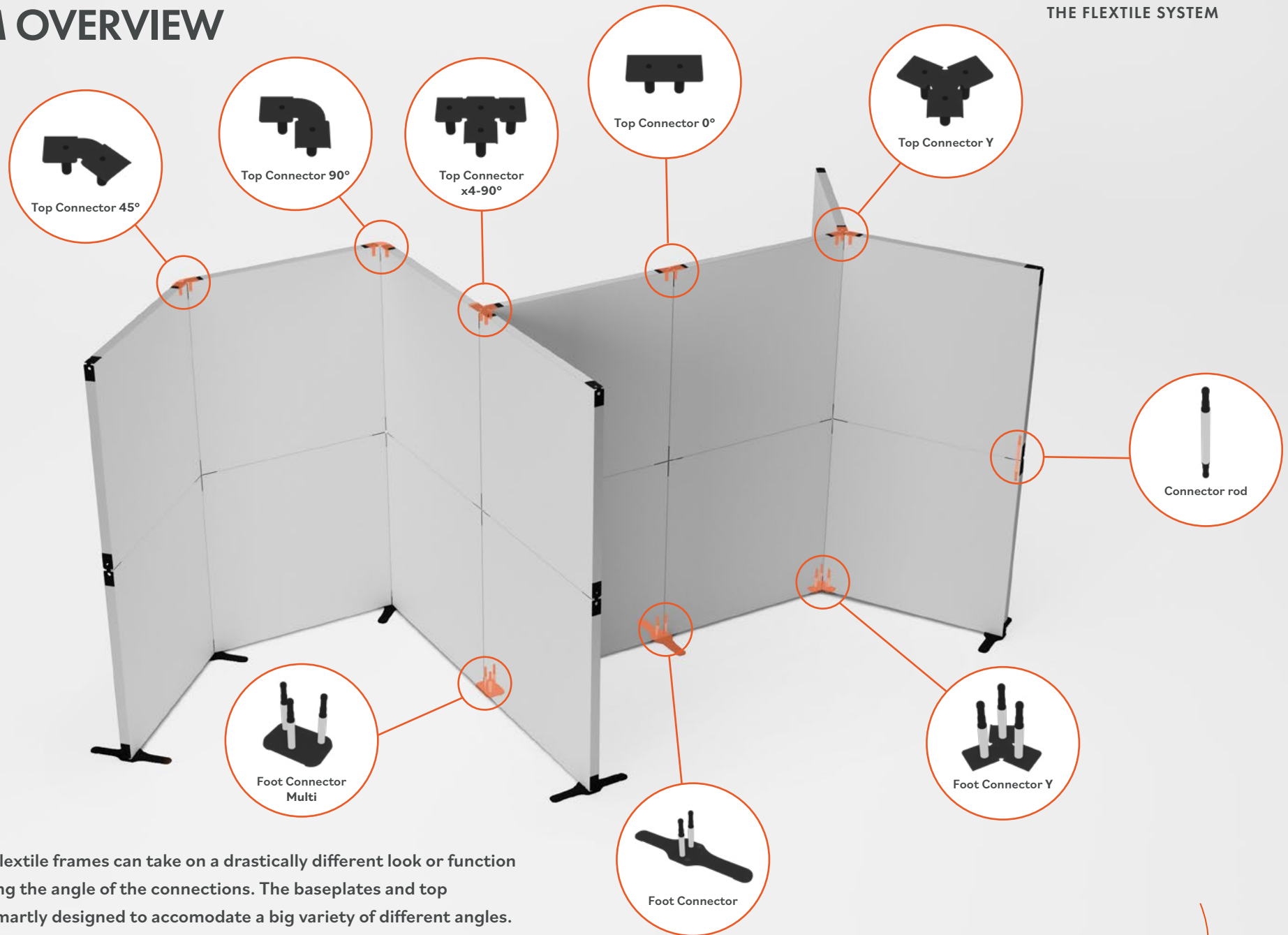


### CASE: EIZO

Eizo needed a large exhibition stand that could easily break down into several smaller displays to be used at multiple tradeshows at the same time. Their main display included both individual panels and seamless graphics spanning multiple frames, and an eye-catching asymmetrical angled bumpout on which their brand name could easily be seen across the show floor thanks to the wall's impressive 320cm height.

# SYSTEM OVERVIEW

THE FLEXIBLE SYSTEM

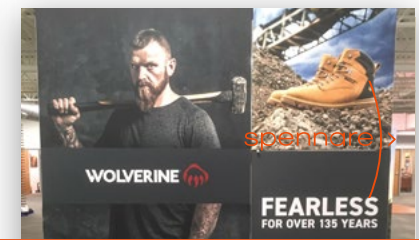


The same set of Flextile frames can take on a drastically different look or function simply by changing the angle of the connections. The baseplates and top connectors are smartly designed to accommodate a big variety of different angles.

# WHAT WILL YOU BUILD?

With our standard kits, we've shown you some basic and popular ideas of how to get started with Flextile. But these are just points of departure on your journey to create the perfect display.

We encourage you to take advantage of Flextile's robust **modularity** to tailor the system to your exact needs. Mix and match frame sizes, graphic panel types, and accessories including various angle connectors to engineer a custom display that is every bit as functional as it is beautiful.



**INFINITE COMBINATIONS.**  
**ONE SOLUTION.**



## GET IN TOUCH!

For inquiries, orders or questions about the Flextile system don't  
hesitate to contact us.

TERTZIA AB  
Basteråsvägen 23  
511 72 Fritsla  
Tel 0320 749 00  
E-post: [info@reklamsaker.se](mailto:info@reklamsaker.se)  
[reklamsaker.se](http://reklamsaker.se)

spennare )

