

# Bridge

Specification

**BISLEY**



Bridge by Bisley, the modern credenza that brings together storage, stowage and room division in one seamless system.

Inspired by the traditional meeting room credenza, but re-imagined for the contemporary office and work styles, Bridge connects flexible spaces together.

At Bisley, we understand your workday needs to flow. With the ability to provide multiple functions in multiple spaces, Bridge can be used as an unobtrusive space divider, a meeting room credenza, a 'skyline' style welcome setting, or a spontaneous breakout area.

Its breadth of steel colours, wood textures and vibrant fabrics means that the fun is in creating exactly what you imagined. With quality stowage at its heart, Bridge bridges the gaps in your working day.





# Features

Available as pre-defined settings or build your own.

Bases available in three widths and two depths.

Choice of four legs and two handle styles.

Choice of 37 paint colours, 45 laminate finishes and over 100 fabric options.\*

Choice of back panel options.

Ability to mix materials.

Soft-close doors.

Smart rebate joint detail.

Option to add discreet cable management.

Concise range of accessories available.

Option to add a lock to top drawers.

Five-year guarantee.

Made in the UK.

\*where fabric options are required



# Benefits

**Customisable** – Create a unique design with a choice of paint, laminate, fabric and leather finish options for each module on your Bridge unit.\*

**Configurable** – Configure your own unique Bridge unit to fit the needs of your workplace.

**Colourful** – Breadth of paint and laminate finishes gives you unlimited possibilities whether in a casual or more formal settings.

**Specify** - The range of closure options provides storage, stowage and display capabilities.

**Multi-purpose** – Bridge can be configured to support multiple functions in the workplace. Whether that be a welcome area, meeting room credenza or as a room divider.

**Secure** – Option to specify locked top drawers for safe storage of office and personal items.

**Provides perch points** – The addition of a seat pad module supports impromptu catchups, waiting areas or a space to take five.

\*where each module allows

# Range Overview

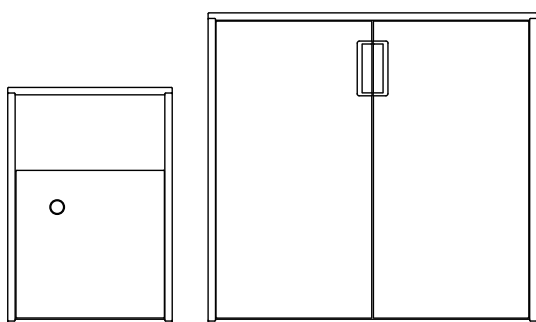
---

Bridge is available as a range of pre-defined suggested settings, or you can create your own unique configuration. A choice of drawers, cupboards, shelves and a seat pad unit provide storage, display and a handy perch point.

Below is a range of all the closure options available. All modules are available in a range of heights, widths and a choice of both handle options where applicable.


## Cupboard Modules

---




## Drawer Modules

---



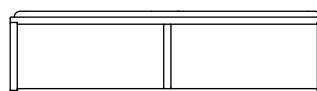
## Shelving Modules

---



## Seat Units

---

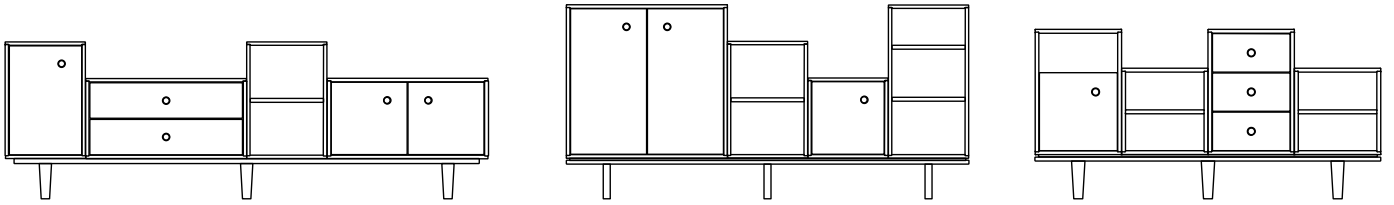


Our suggested settings are split into three categories:

### Space Divider

---


Utilise the dual facing nature to create division and wayfinding.



### Skyline

---

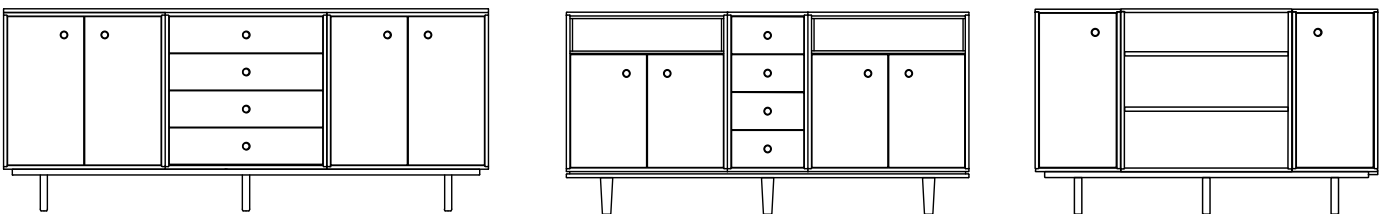
Ideal for welcome areas and 'breakout zones'.



### Credenza

---

Inspired by the traditional meeting room credenza for the contemporary office.



## Bases - Full Width

D: 400mm (15.7")

Product Code	Description	Width
BRB16FW	Full width base	1600mm (63")
BRB16FWCM	Full width base with cable management tray	1600mm (63")
BRB20FW	Full width base	2000mm (78.7")
BRB20FWCM	Full width base with cable management tray	2000mm (78.7")
BRB24FW	Full width base	2400mm (94.5")
BRB24FWCM	Full width base with cable management tray	2400mm (94.5")



BRB16FW

## Bases - Inset Base

D: 342mm (13.5")

Product Code	Description	Width
BRB16IN	Inset base	1512mm (59.5")
BRB16INCM	Inset base with cable management tray	1512mm (59.5")
BRB20IN	Inset base	1912mm (75.3")
BRB20INCM	Inset base with cable management tray	1912mm (75.3")
BRB24IN	Inset base	2312mm (91")
BRB24INCM	Inset base with cable management tray	2312mm (91")



BRB20IN

## Cable Management Tray (To be retrofitted to existing base)

BRB16CM

BRB20CM

BRB24CM

## Legs (Requires one set per base)

Product Code	Description	Height	Width
BRLWD	Wooden dowel leg	175mm (6.9")	35mm (1.4")
BRLST	Steel tube leg	175mm (6.9")	35mm (1.4")
BRLSF	Steel formed leg	175mm (6.9")	60mm (2.4")
BRLSSI	Steel skid leg	175mm (6.9")	44mm (1.7")

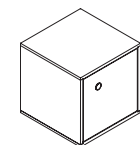


BRLWD

## Cupboard Modules

W: 400mm (15.7") D: 400mm (15.7")

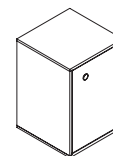
Product Code	Description	Height
BMM0404RFDRW	Full cupboard door, right hand open with round wood handle	400mm (15.7")
BMM0404RFDFRW	Full cupboard door, right hand open with fabric back panel and round wood handle	400mm (15.7")
BMM0404LFDRW	Full cupboard door, left hand open with round wood handle	400mm (15.7")



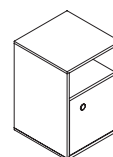
BMM0404RFDRW



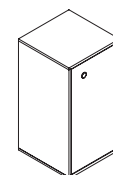
Product Code	Description	Height
BMM0404LFDFRW	Full cupboard door, left hand open with fabric back panel and round wood handle	400mm (15.7")
BMM0406RFDFRW	Full cupboard door, right hand open with round wood handle	582mm (23")
BMM0406RFDFRW	Full cupboard door, right hand open with fabric back panel and round wood handle	582mm (23")
BMM0406LFDFRW	Full cupboard door, left hand open with round wood handle	582mm (23")
BMM0406LFDFRW	Full cupboard door, left hand open with fabric back panel and round wood handle	582mm (23")
BMM0406RSDRW	3/4 cupboard door, right hand open with round wood handle	582mm (23")
BMM0406RSDFRW	3/4 cupboard door, right hand open with fabric back panel and round wood handle	582mm (23")
BMM0406LSDRW	3/4 cupboard door, left hand open with round wood handle	582mm (23")
BMM0406LSDFRW	3/4 cupboard door, left hand open with fabric back panel and round wood handle	582mm (23")
BMM0408RFDFRW	Full cupboard door, right hand open with round wood handle	763mm (30")
BMM0408RFDFRW	Full cupboard door, right hand open with fabric back panel and round wood handle	763mm (30")
BMM0408LFDFRW	Full cupboard door, left hand open with round wood handle	763mm (30")
BMM0408LFDFRW	Full cupboard door, left hand open with fabric back panel and round wood handle	763mm (30")
BMM0408RSDRW	3/4 cupboard door, right hand open with round wood handle	763mm (30")
BMM0408RSDFRW	3/4 cupboard door, right hand open with fabric back panel and round wood handle	763mm (30")
BMM0408LSDRW	3/4 cupboard door, left hand open with round wood handle	763mm (30")
BMM0408LSDFRW	3/4 cupboard door, left hand open with fabric back panel and round wood handle	763mm (30")



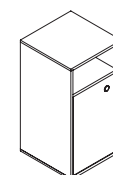
BMM0406RFDFRW



BMM0406RSDRW



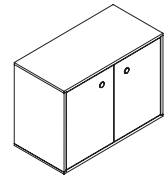
BMM0408RFDFRW



BMM0408LSDRW

W: 800mm (31.5") D: 400mm (15.7")

Product Code	Description	Height
BMM0804FCDRW	Full double cupboard doors with round wood handles	400mm (15.7")
BMM0804FCDFRW	Full double cupboard doors with fabric back panel and round wood handles	400mm (15.7")
BMM0806FCDRW	Full double cupboard doors with round wood handles	582mm (23")
BMM0806FCDFRW	Full double cupboard doors with fabric back panel and round wood handles	582mm (23")
BMM0806SCDRW	3/4 double cupboard doors with round wood handles	582mm (23")
BMM0806SCDFRW	3/4 double cupboard doors with fabric back panel and round wood handles	582mm (23")
BMM0808FCDRW	Full double cupboard doors with round wood handles	763mm (30")
BMM0808FCDFRW	Full double cupboard doors with fabric back panel and round wood handles	763mm (30")
BMM0808SCDRW	3/4 double cupboard doors with round wood handles	763mm (30")
BMM0808SCDFRW	3/4 double cupboard doors with fabric back panels and round wood handles	763mm (30")



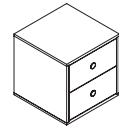
BMM0806FCDFRW



# Drawer Modules

W: 400mm (15.7") D: 400mm (15.7")

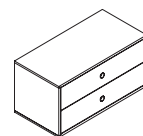
Product Code	Description	Height
BMM0404DRWRW	Unit with two 182mm (7.2") drawers with round wood handles	400mm (15.7")
BMM0404DRLRW	Unit with two 182mm (7.2") drawers with lock and round wood handles	400mm (15.7")
BMM0404DRWFRW	Unit with two 182mm (7.2") drawers with fabric back panel and round wood handles	400mm (15.7")
BMM0404DRLFRW	Unit with two 182mm (7.2") drawers with lock, fabric back panel and round wood handle	400mm (15.7")
BMM0406DRWRW	Unit with three 182mm (7.2") drawers with round wood handles	582mm (23")
BMM0406DRLRW	Unit with three 182mm (7.2") drawers with lock and round wood handles	582mm (23")
BMM0406DRWFRW	Unit with three 182mm (7.2") drawers with fabric back panel and round wood handles	582mm (23")
BMM0406DRLFRW	Unit with three 182mm (7.2") drawers lock, fabric back panel and round wood handles	582mm (23")
BMM0408DRWRW	Unit with four 182mm (7.2") drawers with round wood handles	763mm (30")
BMM0408DRLRW	Unit with four 182mm (7.2") drawers with lock with round wood handles	763mm (30")
BMM0408DRWFRW	Unit with four 182mm (7.2") drawers with fabric back panel and round wood handles	763mm (30")
BMM0408DRLFRW	Unit with four 182mm (7.2") drawers with lock, fabric back panel with round wood handles	763mm (30")



BMM0404DRWRW

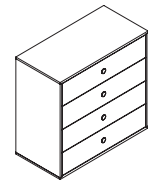
W: 800mm (31.5") D: 400mm (15.7")

Product Code	Description	Height
BMM0804DRWRW	Unit with two 182mm (7.2") drawers with round wood handles	400mm (15.7")
BMM0804DRLRW	Unit with two 182mm (7.2") drawers with lock and round wood handles	400mm (15.7")
BMM0804DRWFRW	Unit with two 182mm (7.2") drawers with fabric back panel and round wood handles	400mm (15.7")
BMM0804DRLFRW	Unit with two 182mm (7.2") drawers with lock, fabric back panel and round wood handles	400mm (15.7")
BMM0806DRWRW	Unit with three 182mm (7.2") drawers with round wood handles	582mm (23")
BMM0806DRLRW	Unit with three 182mm (7.2") drawers with lock and round wood handles	582mm (23")



BMM0804DRWRW

Product Code	Description	Height
BMM0806DRWFRW	Unit with three 182mm (7.2") drawers with fabric back panel and round wood handles	582mm (23")
BMM0806DRLFRW	Unit with three 182mm (7.2") drawers with lock, fabric back panel and round wood handles	582mm (23")
BMM0808DRWRW	Unit with four 182mm (7.2") drawers with round wood handles	763mm (30")
BMM0808DRLRW	Unit with four 182mm (7.2") drawers with lock and round wood handle	763mm (30")
BMM0808DRWFRW	Unit with four 182mm (7.2") drawers with fabric back panel and round wood handles	763mm (30")
BMM0808DRLFRW	Unit with four 182mm (7.2") drawers with lock, fabric back panel and round wood handles	763mm (30")

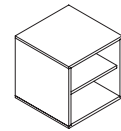


BMM0808DRWRW

## Shelf Modules

W: 400mm (15.7") D: 400mm (15.7")

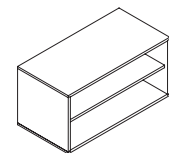
Product Code	Description	Height
BMM0404OBP	Shelf unit with one shelf	400mm (15.7")
BMM0404OBPF	Shelf unit with one shelf and a fabric back panel	400mm (15.7")
BMM0406OBP	Shelf unit with one shelf	582mm (23")
BMM0406OBPF	Shelf unit with one shelf and a fabric back panel	582mm (23")
BMM0408OBP	Shelf unit with two shelves	763mm (30")
BMM0408OBPF	Shelf unit with two shelves and a fabric back panel	763mm (30")



BMM0404OBP

W: 800mm (31.5") D: 400mm (15.7")

Product Code	Description	Height
BRM0804OBP	Shelf unit with one shelf	400mm (15.7")
BRM0804OBPF	Shelf unit with one shelf and a fabric back panel	400mm (15.7")
BRM0806OBP	Shelf unit with one shelf	582mm (23")
BRM0806OBPF	Shelf unit with one shelf and a fabric back panel	582mm (23")
BRM0808OBP	Shelf unit with two shelves	763mm (30")
BRM0808OBPF	Shelf unit with two shelves and a fabric back panel	763mm (30")



BMM0804OBP

# Seat Unit

W: 800mm (31.5") D: 400mm (15.7")

Product Code	Description	Height
BMM0802SPAF	Seat unit with fabric seat pad	255mm (10")
BMM0802SPAL	Seat unit with leather seat pad	255mm (10")

# Decorative Tops

H: 18mm (0.8") D: 400mm (15.7")

BRT08M	BRT12M	BRT16M	BRT20M	BRT24M
H: 800mm (31.5")	H: 1200mm (47.2")	H: 1600mm (63")	H: 2000mm (78.7")	H: 2400mm (94.5")

# Accessories

Steel Box Inserts

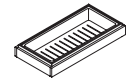
D: 400mm (15.7")

BRSIB0802	BRSIB0402	BRSIB0404
H: 181mm (7.1") W: 762mm (30.1")	H: 181mm (7.1") W: 362mm (14.3")	H: 364mm (14.3") W: 362mm (14.3")

Planter

H: 120mm (4.7") W: 800mm (31.5") D: 400mm (15.7")

Product Code	Description
BMPT08BL	Planter top accessory with steel carcass, laminate wrap and ABS liner



BRPT08BL



# Specification Notes

---

## Locking options:

All Bridge units are listed as non locking, with the exception of drawer units with lockable top drawer (AB).

### AB




---

## Finish options:

### Palette one
























### Palette two



All paint finishes are available with 0% surcharge.

# Wood Finish Options:

## Palette one

									
Platinum White 562 W980 ST7	Light Grey 554 U708 ST9	Sand Beige 899 U156 ST9	Pearl Grey 634 U763 ST9	Graphite Grey 521 U961 ST7	Black 574 U999 ST7	Pebble Grey 630 U201 ST9	Cashmere Grey 741 U702 ST9	Stone Grey 557 U727 ST9	Dakar Grey 639 U717 ST9
									
Dark Taupe 795 U740 ST9	Soft Black 621 U899 ST9	Fjord Green 638 U636 ST9	Reed Green 050 U604 ST9	Misty Blue 057 U502 ST9	Carbon Grey 635 U968 ST9	Rusty Red 058 U335 ST9	Petrol 641 244 SU		
									
Verade Oak 002 305 SU	Oregon 642 5529 SN	Maple 014 375 PE							

## Palette two

10% surcharge applies.

						
Antique Rose 200 U325 ST9	Stone Green 047 U665 ST9	Dark Brown 059 U818 ST9	Sand Yellow 056 U125 ST9			
						
Natural Kendal Oak 018 H3170 ST12	Lincoln Walnut 998 H1714 ST19	Grey Beige Spree 796 H1357 ST10	Sevilla Ash 060 H1223 ST19	Parona Walnut 036 H1715 ST12	Anthracite Fineline Metallic 032 H3190 ST19	Shorewood 529 H3090 ST22

## Palette three

20% surcharge applies.


		
White Halifax Oak 751 H1176 ST37	Brown Orleans Oak 061 H1379 ST36	Marone Casella Oak 062 H1369 ST40

## Additional materials

Fabric back panels are available in Camira Blazer.

Seat pads are available in Camira Blazer and Futura leather.

## Handle options



Round wood handle



Painted Inset handle

Round wood handles are available in three finishes:



Light  
847



Medium  
807



Dark  
808

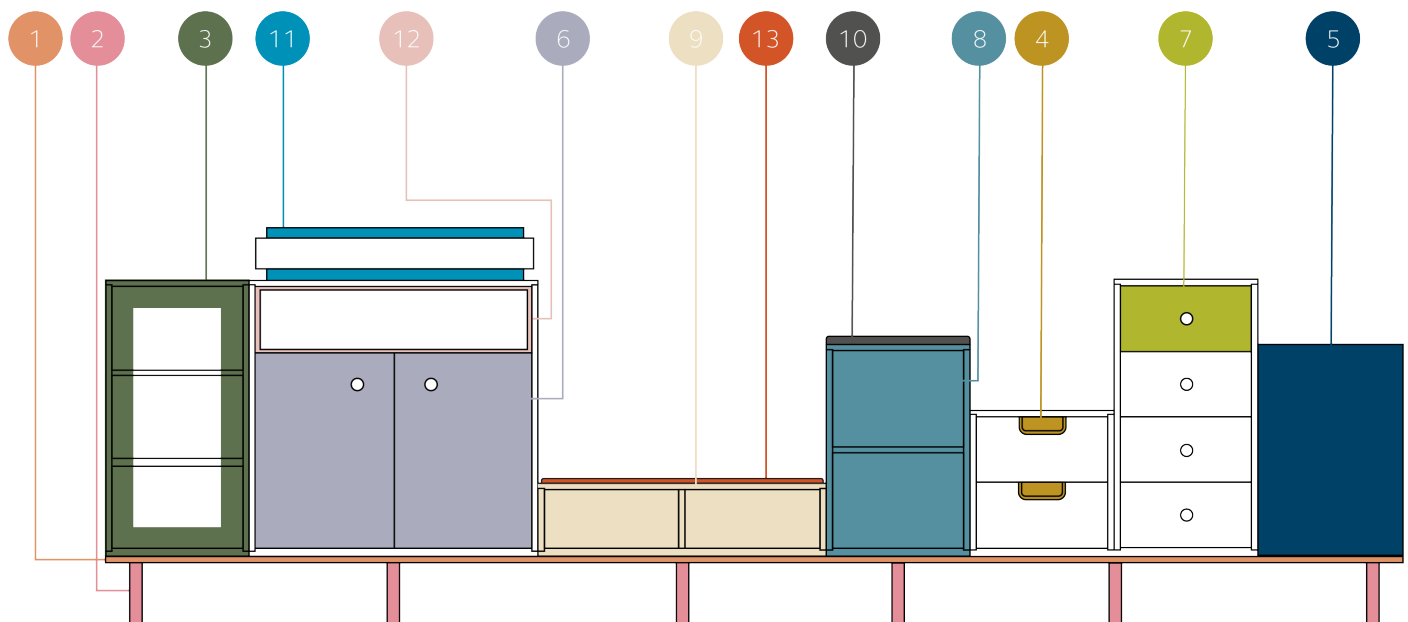
All Bridge units listed are specified with a round wood handle (**RW**).

A painted inset handle is also available, change '**RW**' to '**BS**'.

For example: BRM0406LFD**RW** becomes BRM0406LFD**BS**

Painted inset handle available in Vision paint palette

## Finishes specification guide



- 1 - Base
- 2 - Legs
- 3 - Carcase finish
- 4 - Handle type
- 5 - Back panels

- 6 - Cupboard door fronts
- 7 - Drawer fronts
- 8 - Shelf modules
- 9 - Seat unit
- 10 - Decorative tops

- 11 - Decorative planter top
- 12 - Steel box inserts
- 13 - Seat pad



**BISLEY**