



# WORKSHOP GEAR

 [sales@bendtechgroup.com.au](mailto:sales@bendtechgroup.com.au)

 [www.bendtechgroup.com.au](http://www.bendtechgroup.com.au)

 2-10 Kewdale Road, Welshpool WA 6106

 **PERTH** (08) 9459 8600 **ADELAIDE** (08) 8231 1513 **DARWIN** (08) 8963 5621

**HALGOOLIE** (08) 9021 8300 **NEWMAN** (08) 9175 1164 **MT ISA** (07) 4743 6458



CRM			
One approach. Every Site. Every critical risk. Every operational person. Protects your life.			
Equipment	Risk	Tasks	Critical Risks
Personnel			
Defects		Notes	



# THE ENGINEERED APEX



## GRIZZLY

The brand was born and named after the Grizzly Bear, a highly intelligent, fast, apex predator. The top of their food chain, the grizzly bear uses their immense strength and speed to succeed in their environment.



## THE DNA

The GRIZZLY SAFETY PRODUCTS division of the Bend-tech Group is dedicated to supplying intelligent solutions that maximise safety and efficiency, fast. The GRIZZLY division is at the apex of the engineered manufacturing industry. Enabling you to evade danger through proactive, engineered tough solutions that create safe maintenance scenarios, GRIZZLY SAFETY PRODUCTS are safety, on your side.

## GRIZZLY CHARACTERISTICS



HIGHLY  
INTELLIGENT



THE APEX



CURIOUS



EXCELLENT MEMORY  
& UNDERSTANDING



FAST



EVADES  
DANGER

**MISSION:**  
**TO BE THE APEX PROVIDER OF  
INTELLIGENT, ENGINEERED SAFETY  
SOLUTIONS.**





# CONTENTS

<b>WORKSHOP WHITEBOARD BENCH</b>	<b>4</b>
<b>E-HUB EFFICIENCY WORK MINI STATION</b>	<b>5</b>

## **WORKBENCHES**

<b>WORKBENCH 1200MM</b>	<b>7</b>
<b>WORKBENCH 1800MM</b>	<b>8</b>
<b>WORKBENCH 2400MM</b>	<b>9</b>
<b>WORKBENCH 3000MM</b>	<b>10</b>

## **TRESTLES**

<b>2 TONNE TRESTLE STAND 500MM</b>	<b>12</b>
<b>2 TONNE TRESTLE STAND 900MM</b>	<b>13</b>
<b>5 TONNE TRESTLE STAND 500MM</b>	<b>14</b>
<b>5 TONNE TRESTLE STAND 900MM</b>	<b>15</b>
<b>5 TONNE TRESTLE STAND 2400MM</b>	<b>16</b>
<b>10 TONNE TRESTLE STAND</b>	<b>17</b>

## **STEEL RACKS**

<b>LADDER RACK</b>	<b>20</b>
<b>CHAIN RACK</b>	<b>22</b>
<b>CHAIN CADDY</b>	<b>24</b>
<b>SMALL GENERAL PURPOSE STEEL RACK</b>	<b>26</b>
<b>MEDIUM GENERAL PURPOSE STEEL RACK</b>	<b>27</b>
<b>LARGE GENERAL PURPOSE STEEL RACK</b>	<b>28</b>
<b>HORIZONTAL STEEL PLATE RACK</b>	<b>29</b>
<b>HORIZONTAL PLATE STORAGE RACK 8M</b>	<b>30</b>
<b>FLAT PLATE RACK</b>	<b>31</b>
<b>STEEL FREE STANDING STORAGE RACK</b>	<b>32</b>



# WORKSHOP WHITEBOARD BENCH

Our Workshop Whiteboard Bench incorporates work benches, a large whiteboard, and shelving for increased efficiency in mobile equipment workshops. Stands come pre-painted in safety yellow and can also have company identification stickers as an optional extra. In stock for immediate delivery.



Material:  
**Steel**



Finish:  
**Grizzly Orange**



Dimensions:  
**2000mm H / 1480mm L / 700mm W**



**LARGE  
WHITEBOARD**

**HEAVY-DUTY  
MINE SPEC  
CONSTRUCTION**



**STORAGE  
SHELVES**



**HEAVY-DUTY  
LOCKABLE  
CASTORS**



**CERTIFIED COMPLIANT**    
**WITH AUSTRALIAN STANDARDS**

**PART NO. 5001812**








**CERTIFIED COMPLIANT** ✓  
WITH AUSTRALIAN STANDARDS

**PART NO. 5500866**



## E-HUB EFFICIENCY WORK MINI STATION

The E-Hub Mini is a mobile workstation that allows an operation to harness efficiency and boost safety to the workshop floor. Saves on lost productivity, reduces risk of injury, and allows improved control of the workshop.



Material:  
**Steel**



Finish:  
**Grizzly Orange**



Dimensions:  
**1940mm H / 1200mm L / 580mm W**



WORKBENCHES

# GRIZZLY WORKBENCHES

Introducing Grizzly's standard range of workbenches designed for all sites and workshops.

Available in a range of size options including 1200mm, 1800mm, 2400mm and 3000mm these work benches have a 2-tonne load limit and are certified and compliant with Australian standards.

Our standard workbenches provide an affordable solution that promotes both safety and productivity.

We understand the importance of customisation, and that's why we offer a range of fit-out options to tailor to the needs and requirements of your workplace. Lockable castors, forklift pockets, drain trays, and more can be incorporated, providing added convenience and functionality.

THE  
ENGINEERED  
APEX

GRIZZLY SAFETY PRODUCTS







# WORKBENCH 1200MM



Material:  
**Steel**



WLL:  
**2T**



Finish:  
**Grizzly Orange**



Dimensions:  
**900mm H / 1200mm L / 1200mm W**

**1200MM WORKBENCH**  
**PART NO. 5610318**


**10MM BENCHTOP THICKNESS**

**LOCKABLE CASTORS**  
**PART NO. 5610404**


**STANDARD FEET OPTION**  
**PART NO. 5610400**



**\*BENCH SHOWN IS FULLY OPTIONED**




**ADJUSTABLE FEET** **PART NO. 5610402**



\*High performance, industry leading German Blicke Castors

**LOCKABLE CASTORS** **PART NO. 5610404**



**FORKLIFT SLOTS** **PART NO. 5610330**



**BACKBOARD** **PART NO. 5610331**



**OIL DRAIN TRAY** **PART NO. 5610472**



**CABINETS** **PART NO. 5610406**



# WORKBENCH 1800MM

 **Material:** Steel    
  **WLL:** 2T    
  **Finish:** Grizzly Orange    
  **Dimensions:** 900mm H / 1800mm L / 1200mm W



\*BENCH SHOWN IS FULLY OPTIONED

**STANDARD FEET OPTION**  
PART NO. 5610400




**ADJUSTABLE FEET**     PART NO. 5610402



\*High performance, industry leading German Blickele Castors

**LOCKABLE CASTORS**     PART NO. 5610404



**FORKLIFT SLOTS**     PART NO. 5610330



**BACKBOARD**     PART NO. 5610332



**OIL DRAIN TRAY**     PART NO. 5610473



**CABINETS**     PART NO. 5610407

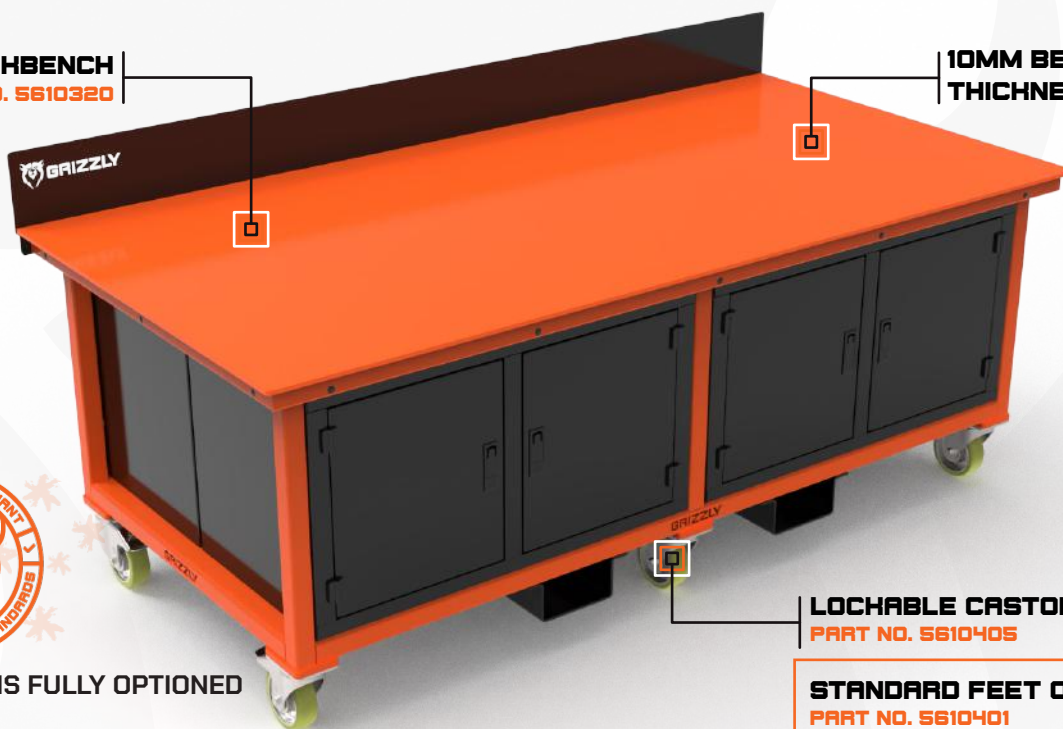


# WORKBENCH 2400MM

 Material: **Steel**
 WLL: **2T**
 Finish: **Grizzly Orange**
 Dimensions: **900mm H / 2400mm L / 1200mm W**

**2400MM WORKBENCH**  
PART NO. 5610320

**10MM BENCHTOP THICKNESS**



**LOCKABLE CASTORS**  
PART NO. 5610405

**STANDARD FEET OPTION**  
PART NO. 5610401

\*BENCH SHOWN IS FULLY OPTIONED



**ADJUSTABLE FEET** PART NO. 5610403




\*High performance, industry leading German Blicke Castors

**LOCKABLE CASTORS** PART NO. 5610405



**FORKLIFT SLOTS** PART NO. 5610330



**BACKBOARD** PART NO. 5610333



**OIL DRAIN TRAY** PART NO. 5610474



**CABINETS** PART NO. 5610408


# WORKBENCH 3000MM

+GST

 **Material:** Steel    
  **WLL:** 2T    
  **Finish:** Grizzly Orange    
  **Dimensions:** 900mm H / 3000mm L / 1200mm W

**3000MM WORKBENCH**  
PART NO. S610321

**10MM BENCHTOP THICKNESS**




**LOCKABLE CASTORS**  
PART NO. S610405

**STANDARD FEET OPTION**  
PART NO. S610401

\*BENCH SHOWN IS FULLY OPTIONED



**ADJUSTABLE FEET**     PART NO. S610403




\*High performance, industry leading German Blicke Castors

**LOCKABLE CASTORS**     PART NO. S610405



**FORKLIFT SLOTS**     PART NO. S610330



**BACKBOARD**     PART NO. S610334



**OIL DRAIN TRAY**     PART NO. S610475



**CABINETS**     PART NO. S610409



# GRIZZLY TRESTLES

Suspended load safety is critical on-site and ensuring maintenance personnel are operating with equipment that ensures their safety should be top of mind.

Grizzly's range of workshop trestle stands are engineered and certified to AS4100 and AS1170. They are designed to be used for workshop duties such as plate cutting and supporting machinery or engineering components.

Grizzly trestles come in 2T, 5T and 10T working load limits and are available in a range of sizes to ensure you have the gear you need to perform the maintenance required.

**THE  
ENGINEERED  
APEX**



## 2 TONNE TRESTLE STAND 500MM

Grizzly's engineered and certified workshop trestle stand can be used for general workshop duties such as plate cutting and supporting machine or engineering components up to the weight of 2 tonne (distributed evenly).



Material:  
**Steel**



WLL:  
**2T**



Finish:  
**Grizzly Orange**



Dimensions:  
**500mm H / 1000mm L**


\*Patent Pending and Registered Design





**CERTIFIED COMPLIANT**   
WITH AUSTRALIAN STANDARDS 

**PART NO. 5508826**



## 2 TONNE TRESTLE STAND 900MM

Grizzly's engineered and certified workshop trestle stand can be used for general workshop duties such as plate cutting and supporting machine or engineering components up to the weight of 2 tonne (distributed evenly).



Material:  
**Steel**



WLL:  
**2T**



Finish:  
**Grizzly Orange**



Dimensions:  
**900mm H / 1000mm L**

\*Patent Pending and Registered Design

**THE ENGINEERED APEX**



# 5 TONNE TRESTLE STAND 500MM

Grizzly's engineered and certified workshop trestle stand can be used for general workshop duties such as plate cutting and supporting machine or engineering components up to the weight of 2 tonne (distributed evenly).



Material:  
**Steel**



WLL:  
**5T**



Finish:  
**Grizzly Orange**



Dimensions:  
**500mm H / 1000mm L**

\*Patent Pending and Registered Design





**CERTIFIED COMPLIANT** ✓  
WITH AUSTRALIAN STANDARDS

**PART NO. 5508836**



## 5 TONNE TRESTLE STAND 900MM

Grizzly's engineered and certified workshop trestle stand can be used for general workshop duties such as plate cutting and supporting machine or engineering components up to the weight of 5 tonne (distributed evenly).



Material:  
**Steel**



WLL:  
**5T**



Finish:  
**Grizzly Orange**



Dimensions:  
**900mm H / 1000mm L**

\*Patent Pending and Registered Design

**THE ENGINEERED APEX**

**P | 15**

# 5 TONNE TRESTLE STAND 2400MM

Grizzly's engineered and certified workshop Trestle Stand can be used for general workshop duties such as plate cutting and supporting machine or engineering components up to the weight of 5 tonne (distributed evenly).



Material:  
**Steel**



WLL:  
**5T**

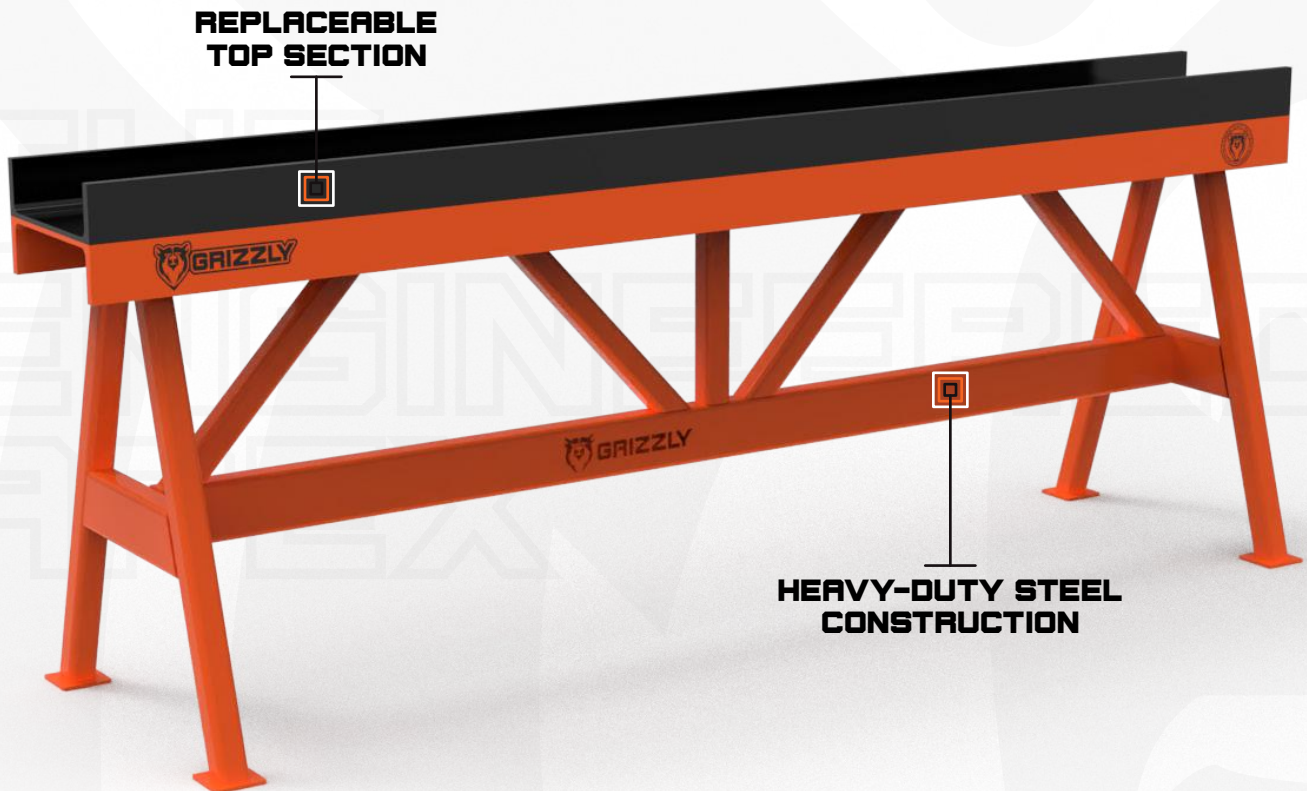


Finish:  
**Grizzly Orange**



Dimensions:  
**900mm H / 2400mm L**

\*Patent Pending and Registered Design







**CERTIFIED COMPLIANT**   
WITH AUSTRALIAN STANDARDS 

**PART NO. 5001813**



## 10 TONNE TRESTLE STAND

Grizzly's engineered and certified workshop trestle stand can be used for general workshop duties such as plate cutting and supporting machine or engineering components up to the weight of 10 tonne (distributed evenly).



Material:  
**Steel**



WLL:  
**10T**



Finish:  
**Grizzly Orange**



Dimensions:  
**650mm H / 2400mm L**

# GRIZZLY STEEL RACKS

The safe and efficient storage of materials and equipment is critical to personnel safety on your operation. Suspended loads create a significant hazard if not handled correctly with certified equipment.

Grizzly's range of standard general-purpose equipment and material racks are certified to AS4100, AS1554 and AS1170 to ensure they outperform your requirements and eliminate the hazards associated with suspended load storage.

Our range of general-purpose equipment and material racks have a 3T per shelf working load limit and are available in 6m, 7.5m and 9m configurations.

# THE ENGINEERED APEX



**GRIZZLY SAFETY PRODUCTS**





# LADDER RACK

Our certified and compliant Ladder Storage Rack is a safe way of storing ladders on your site or operation. Available with a range of retrofittable additions our Ladder Storage Rack is an all round efficient solution.



Material:  
**Steel**



WLL:  
**350KG**



Finish:  
**Powder Coated**



Dimensions:  
**2000mm H / 2050mm L / 990mm W**

**\*Patent Pending and Registered Design**

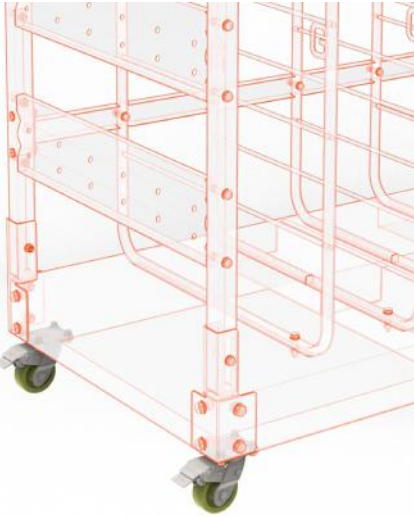
**PART NO. 5508809**



**\*RACK SHOWN IS FULLY OPTIONED**

# WORKSHOP GEAR

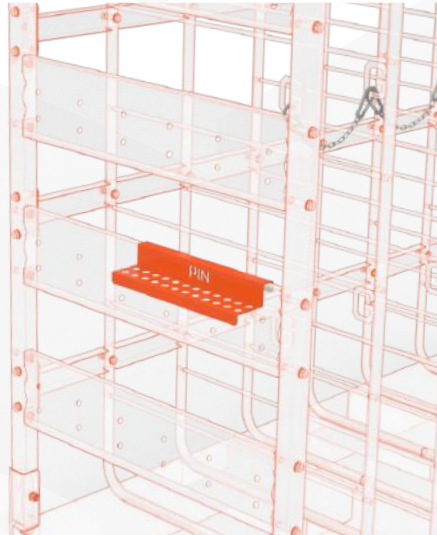
## LADDER RACK OPTIONS



\*High performance, industry leading German Blicke Castors

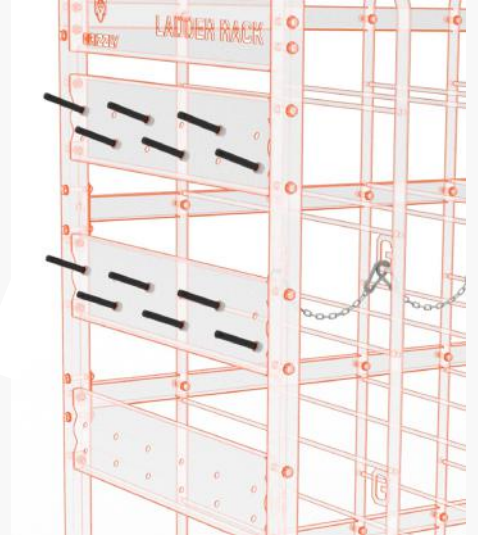
### WHEELS

**PART NO.**  
**5508807**



### PIN STORAGE

**PART NO.**  
**5508821**



### PINS (BOX 12)

**PART NO.**  
**5508818**



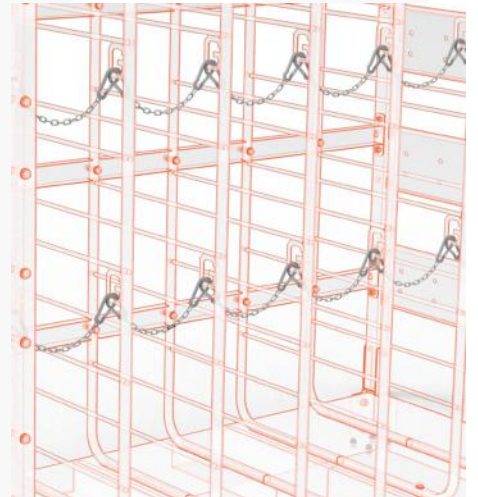
### DOCUMENT HOLDER

**PART NO.**  
**5508817**



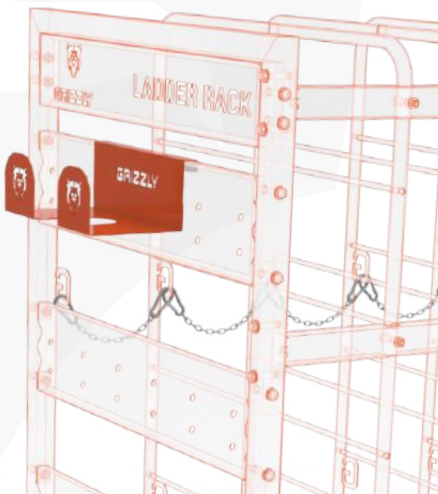
### TOOLBOX

**PART NO.**  
**5508816**



### CHAINS

**PART NO.**  
**5508819**



### BROOM/SHOVEL HOLDER

**PART NO.**  
**5508820**



# CHAIN RACK

Our certified and compliant Chain Rack is a safe way of storing chains and rigging equipment on your site or operation. Available with a range of retrofittable additions our Chain Rack is an all round efficient solution.



Material:  
**Steel**



WLL:  
**1200KG**



Finish:  
**Powder Coated**



Dimensions:  
**1380mm H / 2000mm L / 990mm W**



WLL:  
**40KG per pin**



WLL:  
**60kg per ring**

\*Patent Pending and Registered Design


**PART NO. 5508810**



\*RACK SHOWN IS FULLY OPTIONED



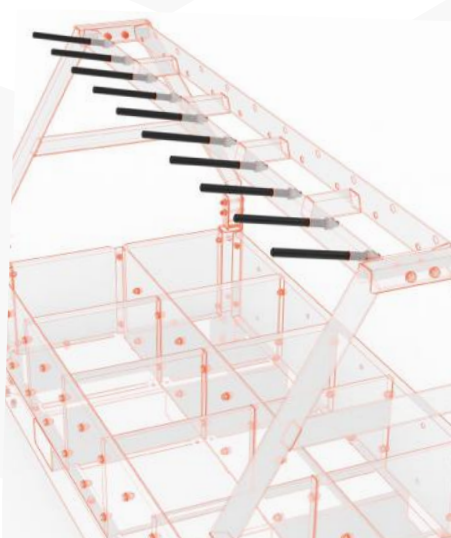
## WORKSHOP GEAR CHAIN RACK OPTIONS



\*High performance, industry leading German Blicke Castors

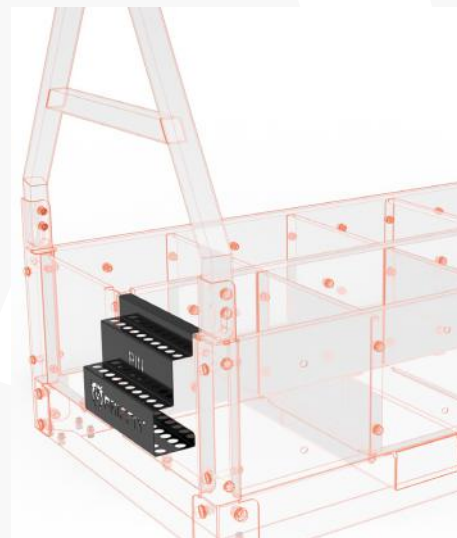
### WHEELS

**PART NO.**  
**5508807**



### PIN ASSEMBLY [BOX 10]

**PART NO.**  
**5508812**



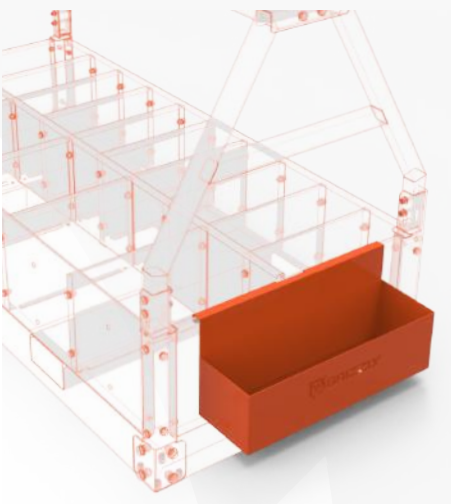
### PIN RACK

**PART NO.**  
**5508815**



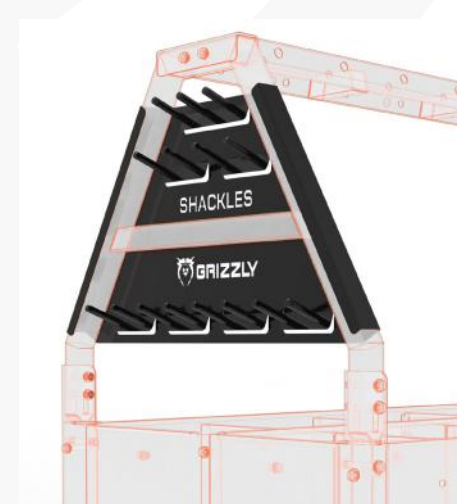
### DOCUMENT HOLDER

**PART NO.**  
**5508817**



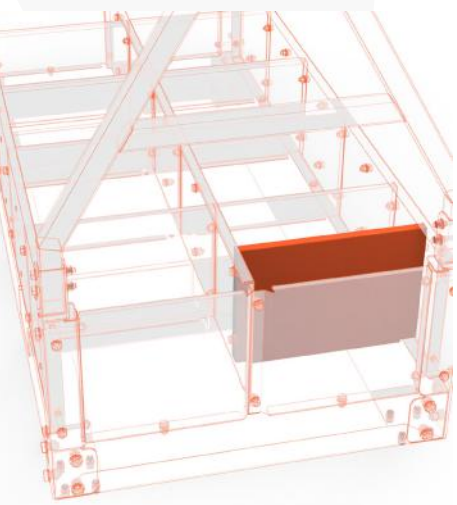
### TOOLBOX

**PART NO.**  
**5508816**



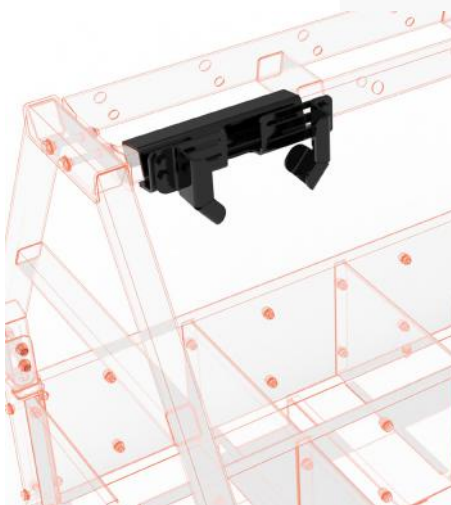
### SHACKLES RACK

**PART NO.**  
**5508814**



### VERTICAL DIVIDERS [BOX 5]

**PART NO.**  
**5508811**



### LINK BRACKET ASSEMBLY [BOX 5]

**PART NO.**  
**5508813**

## CHAIN CADDY

Our certified and compliant Chain Caddy is a safe way of storing and transporting chains and rigging equipment around your site or operation. Available with a range of retrofittable additions our Chain Caddy is an all round efficient solution.

 Material: **Steel**    WLL: **100KG per ring**    Finish: **Powder Coated**    Dimensions: **920mm H / 1000mm L / 800mm W**

\*Patent Pending and Registered Design

**PART NO. 5508829**

**+ 5508807**

**+ 5508830**

**+ 5508834**




\*CADDY SHOWN IS FULLY OPTIONED

**HIGH PERFORMANCE,  
INDUSTRY LEADING GERMAN  
BLICKE CASTORS**

## WORKSHOP GEAR

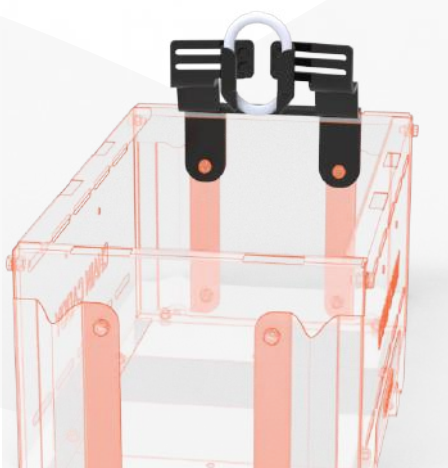
### CHAIN CADDY OPTIONS



\*High performance, industry leading German Bickie Castors

#### WHEELS

**PART NO.**  
**5508807**




#### LINK BRACKET ASSEMBLY

**PART NO.**  
**5508830**



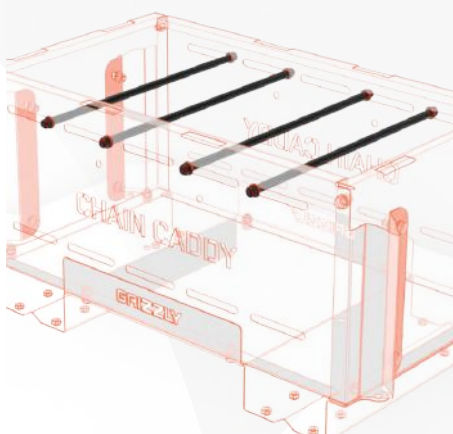
#### SHACKLES RACK

**PART NO.**  
**5508831**



#### DIVIDER

**PART NO.**  
**5508832**



#### CHAIN BLOCK BAR [BOX OF 4]

**PART NO.**  
**5508833**



#### REMOVABLE HANDLE

**PART NO.**  
**5508834**



# SMALL GENERAL PURPOSE STEEL RACK

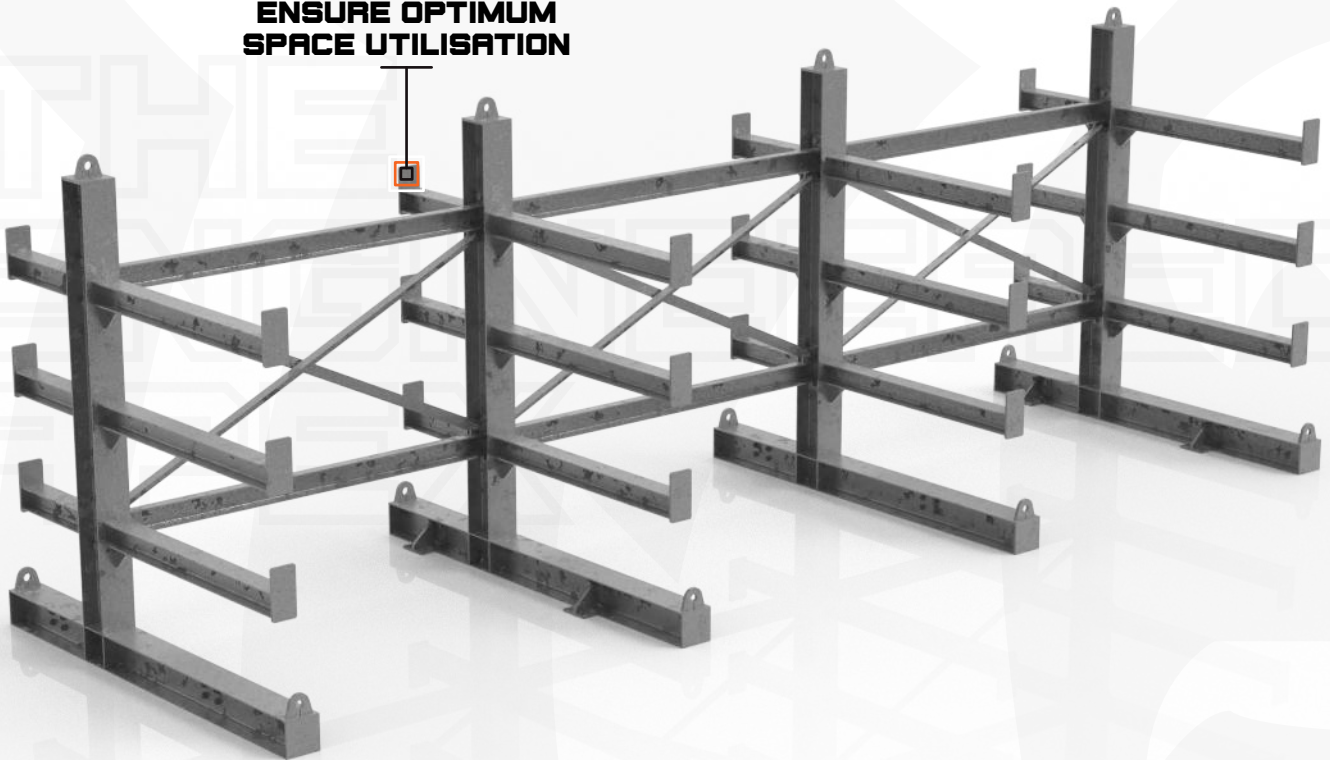
Our Small General Purpose Steel Rack is used for storing steel and equipment. Being certified and compliant with Australian Standards ensures your site will satisfy any compliance audit.

---

 Material: <b>Steel</b>	 WLL: <b>3T per shelf</b>	 Finish: <b>Galvanised</b>	 Dimensions: <b>2000mm H / 6000mm L / 2048mm W</b>
--	---	--	--

---

**CANTILEVERED TO  
ENSURE OPTIMUM  
SPACE UTILISATION**



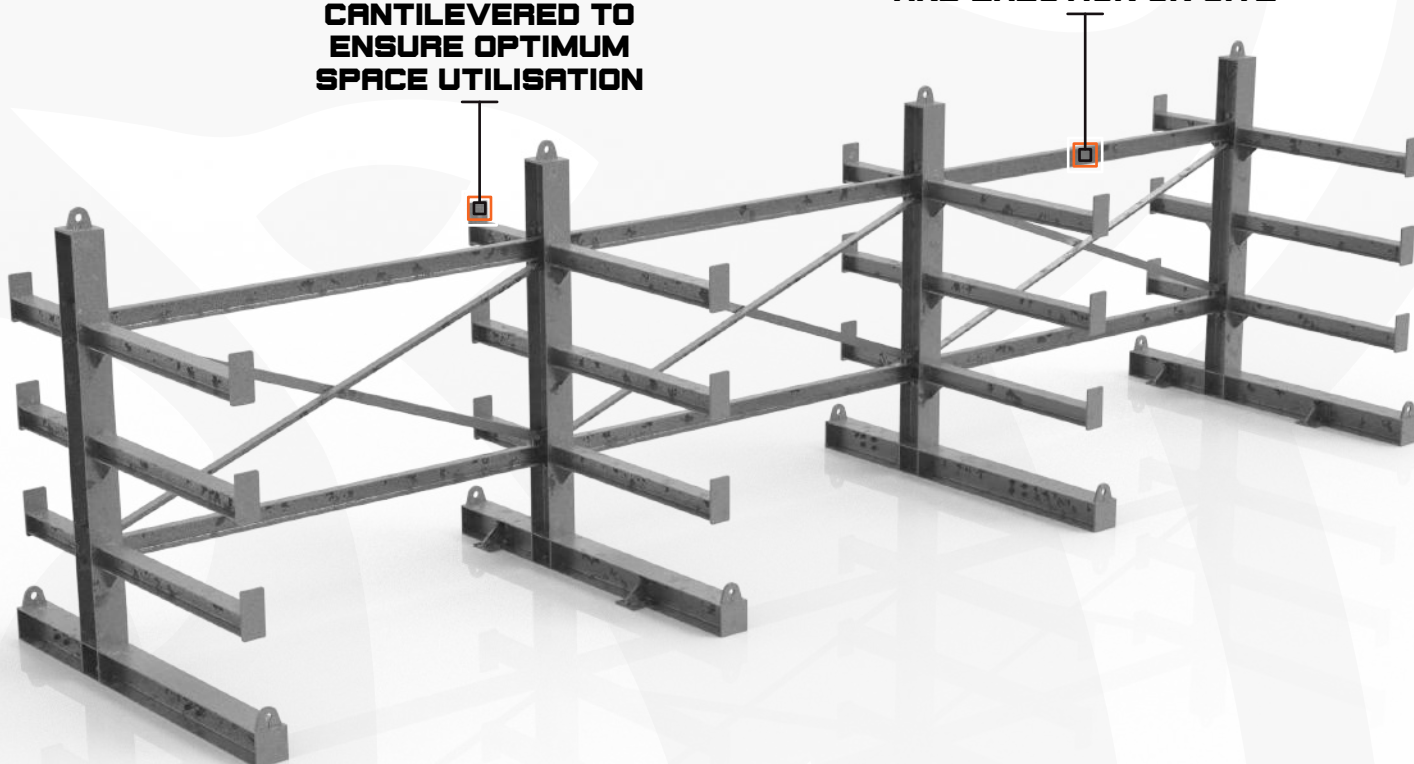


 **CERTIFIED COMPLIANT**   
WITH AUSTRALIAN STANDARDS 

**PART NO. 5000221**

**CANTILEVERED TO  
ENSURE OPTIMUM  
SPACE UTILISATION**

**MODULAR CONSTRUCTION  
FOR EASE OF TRANSPORT  
AND ERECTION ON SITE**



## MEDIUM GENERAL PURPOSE STEEL RACK

Our Medium General Purpose Steel Rack is used for storing steel and equipment. Being certified and compliant with Australian Standards ensures your site will satisfy any compliance audit.



Material:  
**Steel**



WLL:  
**3T per shelf**



Finish:  
**Galvanised**



Dimensions:  
**2000mm H / 7500mm L / 2048mm W**

# LARGE GENERAL PURPOSE STEEL RACK

Our Large General Purpose Steel Rack is used for storing steel and equipment. Being certified and compliant with Australian Standards ensures your site will satisfy any compliance audit.

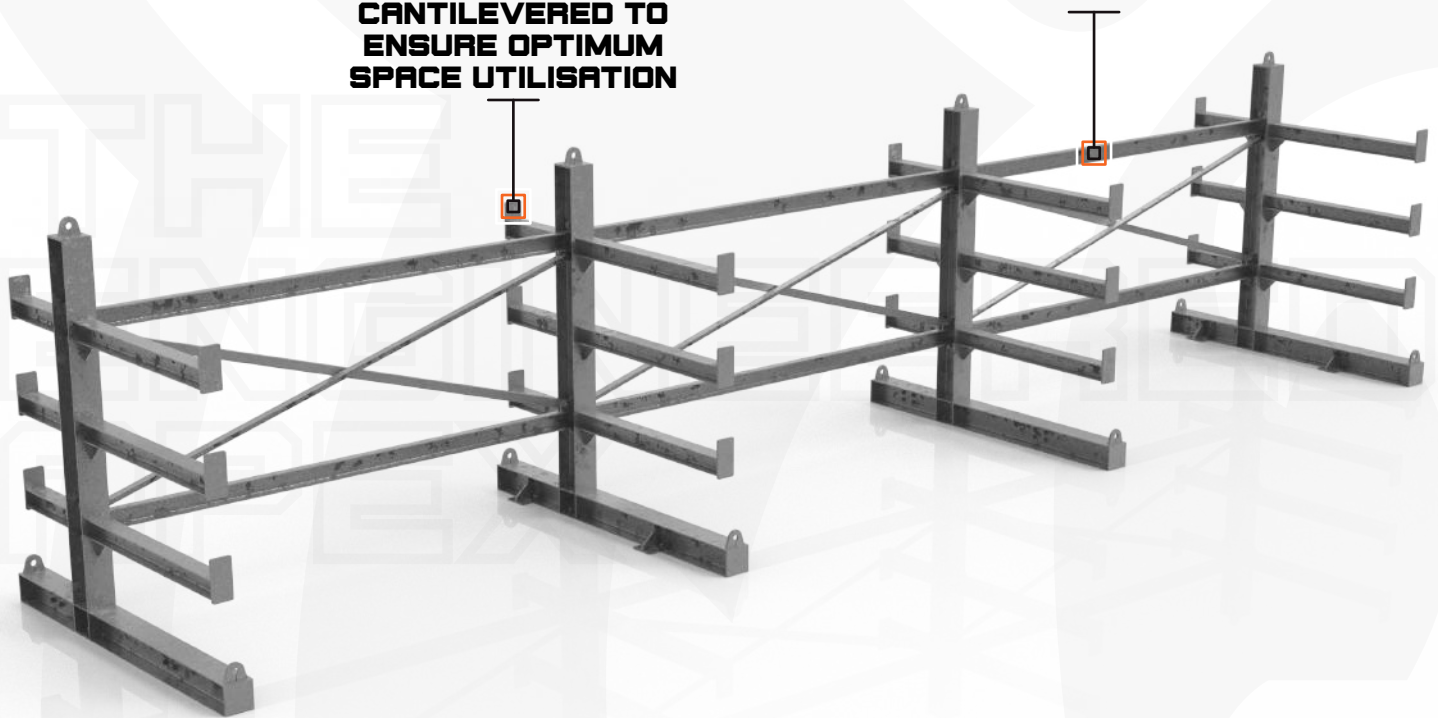
---

 Material: <b>Steel</b>	 WLL: <b>3T per shelf</b>	 Finish: <b>Galvanised</b>	 Dimensions: <b>2000mm H / 9000mm L / 2048mm W</b>
--	---	--	--

---

**CANTILEVERED TO  
ENSURE OPTIMUM  
SPACE UTILISATION**

**MODULAR CONSTRUCTION  
FOR EASE OF TRANSPORT  
AND ERECTION ON SITE**








PART NO. 5501660

HEAVY-DUTY STEEL  
CONSTRUCTION



HOT DIP  
GALVANISED  
FINISH

## HORIZONTAL STEEL PLATE RACK

A designed and engineered mobile steel plate rack for safe and efficient maintenance. Certified and compliant with Australian Standards.



Material:  
**Steel**



WLL:  
**6.5T per shelf**



Finish:  
**Galvanised**



Dimensions:  
**2004mm H / 3000mm L / 3328mm W**

# HORIZONTAL PLATE STORAGE RACK 8M

Our Horizontal Steel Plate Storage Rack is designed to store full size steel plates and sheeting. Engineered and certified ensures your site will comply with any safety audit.



Material:  
**Steel**



WLL:  
**6.5T per shelf**



Finish:  
**Galvanised**



Dimensions:  
**2004mm H / 8000mm L / 3329mm W**

**CANTILEVERED TO  
ENSURE OPTIMUM  
SPACE UTILISATION**

**MODULAR CONSTRUCTION  
FOR EASE OF TRANSPORT  
AND ERECTION ON SITE**

**4 SHELVES FOR  
OPTIMUM PLATE  
STORAGE**



**CERTIFIED COMPLIANT**   
WITH AUSTRALIAN STANDARDS 

**PART NO. 5507676**



## FLAT PLATE RACK

Our Flat Plate Rack is designed and engineering to be used for the storage of flat plates with a working load limit of 3T per shelf.



Material:  
**Steel**



WLL:  
**3T per shelf**



Finish:  
**Galvanised**



Dimensions:  
**2612mm H / 3400mm L / 1420mm W**



# STEEL FREE STANDING STORAGE RACK

Our Steel Free Standing Steel Storage Rack is designed and engineering to be used for the storage of long length steel and tooling and will ensure your site complies in the event of any safety audit.



Material:  
**Steel**



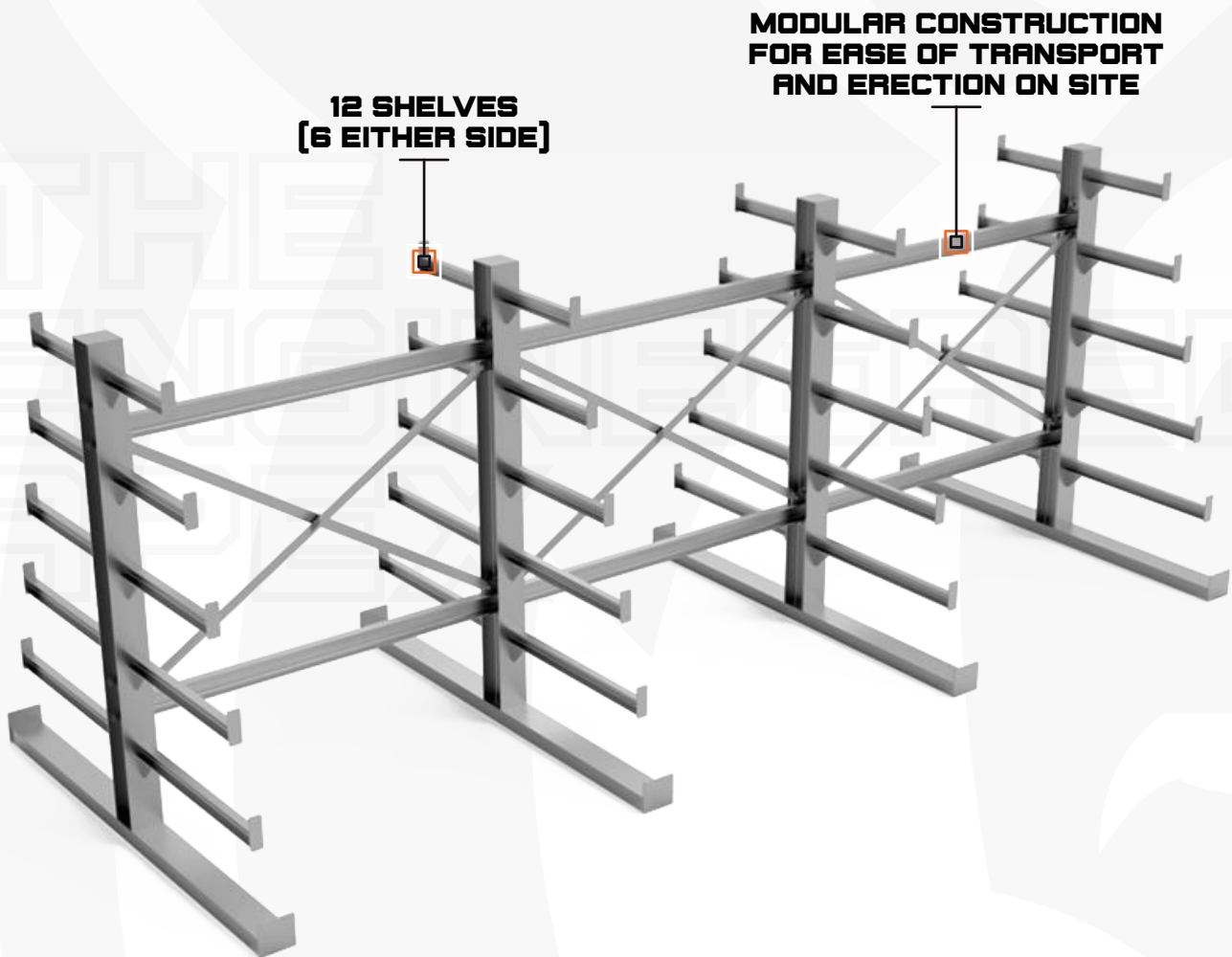
WLL:  
**400KG per shelf**



Finish:  
**Galvanised**



Dimensions:  
**2250mm H / 6000mm L / 2400mm W**



## THE ENGINEERED APEX







## BRAND STORY

We are excited to announce the redefined identity of our engineered safety products division. The transformation reimagined due to the sustained commitment to enabling and empowering maintenance professionals to succeed, safely.



## ORIGINS

Our safety parts division offers an intelligent range of engineered safety solutions. The origins are steeped in a curious understanding of what heavy-industry professionals need to maximise safety during maintenance. With a deep-seated connection to the bespoke engineered solutions the Bend-tech provide through consulting, designing, engineered and manufacturing, GRIZZLY SAFETY PRODUCTS have been standardised to provide and answer to suspended loads, lifting and handling, working at heights, falls from height, equipment and material storage and falling objects.



## EVOLUTION

The GRIZZLY SAFETY PRODUCTS range has grown into its own beast of an offering. With solutions that enable the evasion of danger and risks associated with all facets of maintenance, we knew the division required its own identity. We have been at the apex of the industry for many years, we are the go-to solution provider for heavy-industrial safety. The re-brand is an evolution of the offering our customers love.



## VISION

Our new identity is an affirmation of our commitment to our mission – to be the apex provider of intelligent, engineered safety solutions. We imagine all of our current and future heavy-industrial customers operating in a proactive environment where safety and efficiency is maximised and maintenance associated danger is evaded.



## PROMISE

GRIZZLY SAFETY PRODUCTS are designed, engineered and manufactured beyond the relevant safety standards. Our promise is to provide intelligently designed solutions that are manufactured in our state-of-the-art facility in Western Australia. These solutions eliminate risks associated with maintenance are extensive, the GRIZZLY range is all encompassing when it comes to enabling the evasion of danger and empowering personnel to perform safely.



# THE ENGINEERED APEX



**DARWIN**  
08 8963 5621


**NEWMAN**  
08 9175 1164

**MOUNT ISA**  
07 4743 6458

**PERTH**  
08 9459 8600

**HALGOORLIE**  
08 9021 8300

**ADELAIDE**  
08 8231 1513

 [sales@bendtechgroup.com.au](mailto:sales@bendtechgroup.com.au)

 [www.bendtechgroup.com.au](http://www.bendtechgroup.com.au)

