



NOVEMBER LABOR MARKET REVIEW

Table of Contents:


Page 2 - Board of Directors

Page 4 - Highlights of the Labor Force

Page 5 - Unemployment Claimants

Page 7 - Employment by Sectors

Page 18 – W.E. at Work



BOARD OF DIRECTORS
WORKFORCE SOLUTIONS BORDERPLEX

BOARD CHAIR

Frank Spencer III, *Private Sector*

VICE CHAIR

Bobby Blanco, *Private Sector*

Dr. Armando Aguirre, *Public Education*

Robert Alcala, *Vocational Rehabilitation*

Satish Bhaskar, *Public Assistance*

Joseph Biernacki, *Private Sector*

Ruben Chavez, *Private Sector*

Chrystal Davis, *Community-Based Organization*

Dan Dunlap, *Private Sector*

Ernestina Fauntleroy, *Private Sector*

Eduardo Garcia, *Economic Development*

Art Garza, *Private Sector*

Bob Gear, *Public Employment*

Christina Gonzalez, *Private Sector*

Leonard Goodman III, *Private Sector*

Randall Kinzie, *Private Sector*

Ruby Maldonado, *Private Sector*

Mary Jo Ochoa-Hernandez, *Literacy Council*

Adam Pacheco, *Community-Based Organization*

Emma Schwartz, *Private Sector*

Mica Short, *Community-Based Organization*

Ruben Torres, *Private Sector*

Adam Valdez, *Organized Labor*



BOARD OF DIRECTORS WORKFORCE SOLUTIONS BORDERPLEX



To our members,

We are pleased to present the Labor Market Review that examines how the workforce area performed during November 2023. We are incorporating unemployment insurance claimant data to provide perspective on the ongoing pandemic effect.

The information presented in this newsletter was gathered from federal and state sources and pertains to the El Paso MSA, the Workforce Solutions Borderplex region, and the City of El Paso.

We look forward to performing to your highest standards in communicating pertinent information regarding the workforce as it relates to our objectives at WSB.

If there is additional information that you would like to see presented here, please send your comments and suggestions to:

bianca.cervantes@borderplexjobs.com



WORKFORCE
SOLUTIONS BORDERPLEX



HIGHLIGHTS OF THE LABOR FORCE NOVEMBER 2023

WORKFORCE SOLUTIONS BORDERPLEX



THE BORDERPLEX REGION

- THE LABOR FORCE INCREASED BY **2,688** FROM THE PREVIOUS MONTH
- THE NUMBER OF EMPLOYED INDIVIDUALS INCREASED BY **4,212** FROM THE PREVIOUS MONTH
- THE NUMBER OF UNEMPLOYED INDIVIDUALS DECREASED BY **1,524** FROM THE PREVIOUS MONTH

EL PASO, TX MSA

- EL PASO, TX MSA UNEMPLOYMENT WAS AT **4.0%** WITH A TOTAL OF **15,144** UNEMPLOYED INDIVIDUALS
- EL PASO, TX MSA ADDED **3,600** NONFARM JOBS SINCE NOVEMBER 2022
- EL PASO, TX MSA ADDED **2,500** NONFARM JOBS FROM THE PREVIOUS MONTH

RURAL COUNTIES (BREWSTER, CULBERSON, JEFF DAVIS, HUDSPETH, AND PRESIDIO COUNTIES)

- THE LABOR FORCE INCREASED BY **177** FROM THE PREVIOUS MONTH
- THE NUMBER OF EMPLOYED INDIVIDUALS INCREASED BY **224** FROM THE PREVIOUS MONTH
- THE NUMBER OF UNEMPLOYED INDIVIDUALS DECREASED BY **47** FROM THE PREVIOUS MONTH

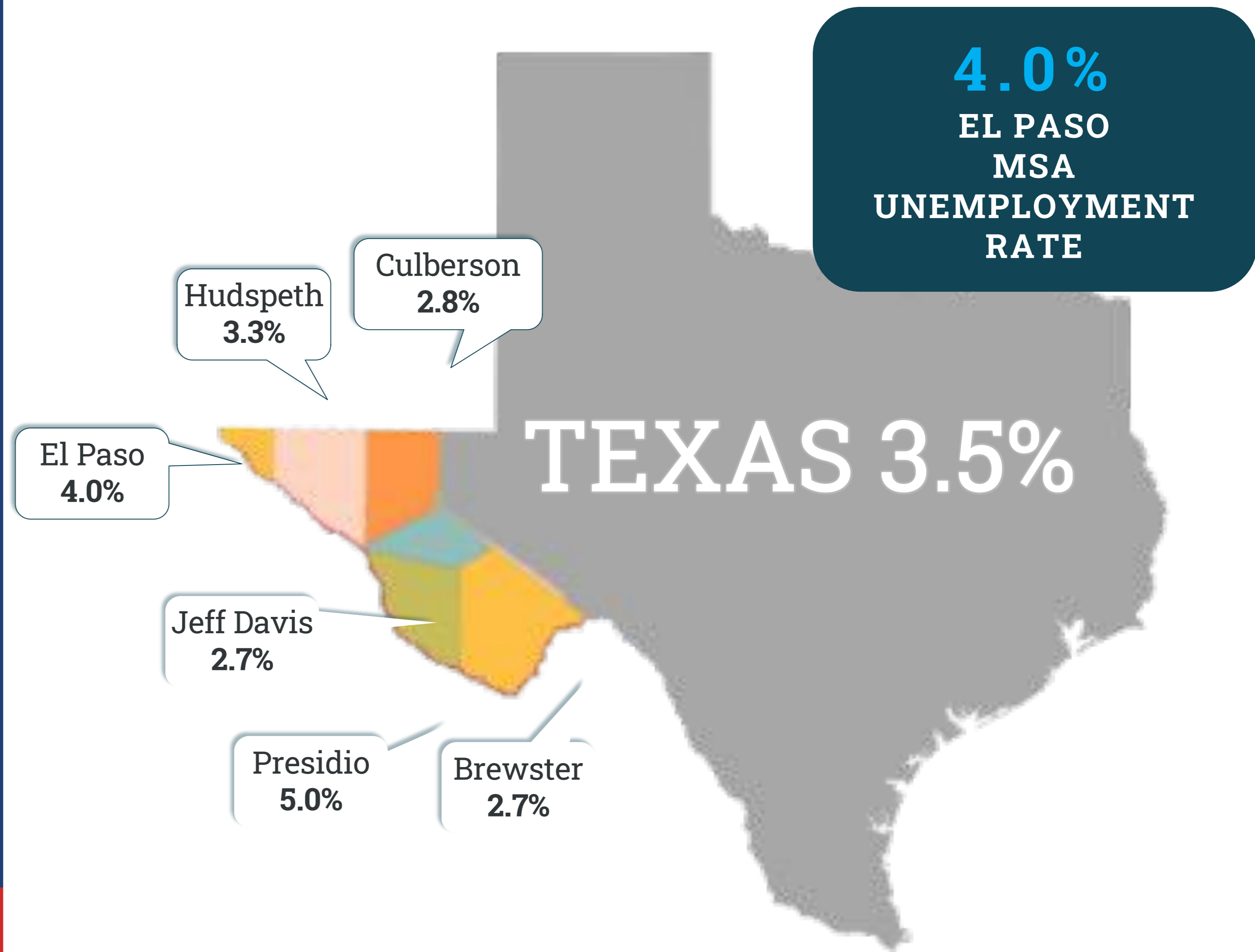
NOTEWORTHY IN NOVEMBER 2023

Non-Seasonally Adjusted

WORKFORCE SOLUTIONS BORDERPLEX

		November 2023				October 2023				November 2022			
		Labor Force	Employment	Unemployment	Rate	Labor Force	Employment	Unemployment	Rate	Labor Force	Employment	Unemployment	Rate
Texas	State	15,277,122	14,741,751	535,371	3.5	15,183,659	14,605,438	578,221	3.8	14,765,864	14,222,585	543,279	3.7
El Paso	MSA	381,728	366,584	15,144	4.0	379,189	362,562	16,627	4.4	374,278	358,930	15,348	4.1
Borderplex	WDA	391,491	376,009	15,482	4.0	388,803	371,797	17,006	4.4	383,662	367,949	15,713	4.1
Brewster	County	4,475	4,352	123	2.7	4,375	4,242	133	3.0	4,284	4,152	132	3.1
Culberson	County	1,261	1,226	35	2.8	1,259	1,219	40	3.2	1,145	1,115	30	2.6
El Paso	County	379,835	364,754	15,081	4.0	377,324	360,766	16,558	4.4	372,455	357,178	15,277	4.1
Hudspeth	County	1,893	1,830	63	3.3	1,865	1,796	69	3.7	1,823	1,752	71	3.9
Jeff Davis	County	986	959	27	2.7	969	939	30	3.1	950	917	33	3.5
Presidio	County	3,041	2,888	153	5.0	3,011	2,835	176	5.8	3,005	2,835	170	5.7
El Paso	City	316,345	304,356	11,989	3.8	314,197	301,028	13,169	4.2	310,245	298,034	12,211	3.9
Socorro	City	15,863	15,147	716	4.5	15,749	14,982	767	4.9	15,504	14,833	671	4.3

NOTEWORTHY IN NOVEMBER 2023



The three Super Sectors with the greatest employment for the El Paso MSA in November 2023 were:

1. Trade, Transportation, and Utilities
2. Government
3. Private Education and Health Services

These three Super Sectors represented **58%** of the total nonfarm employment.

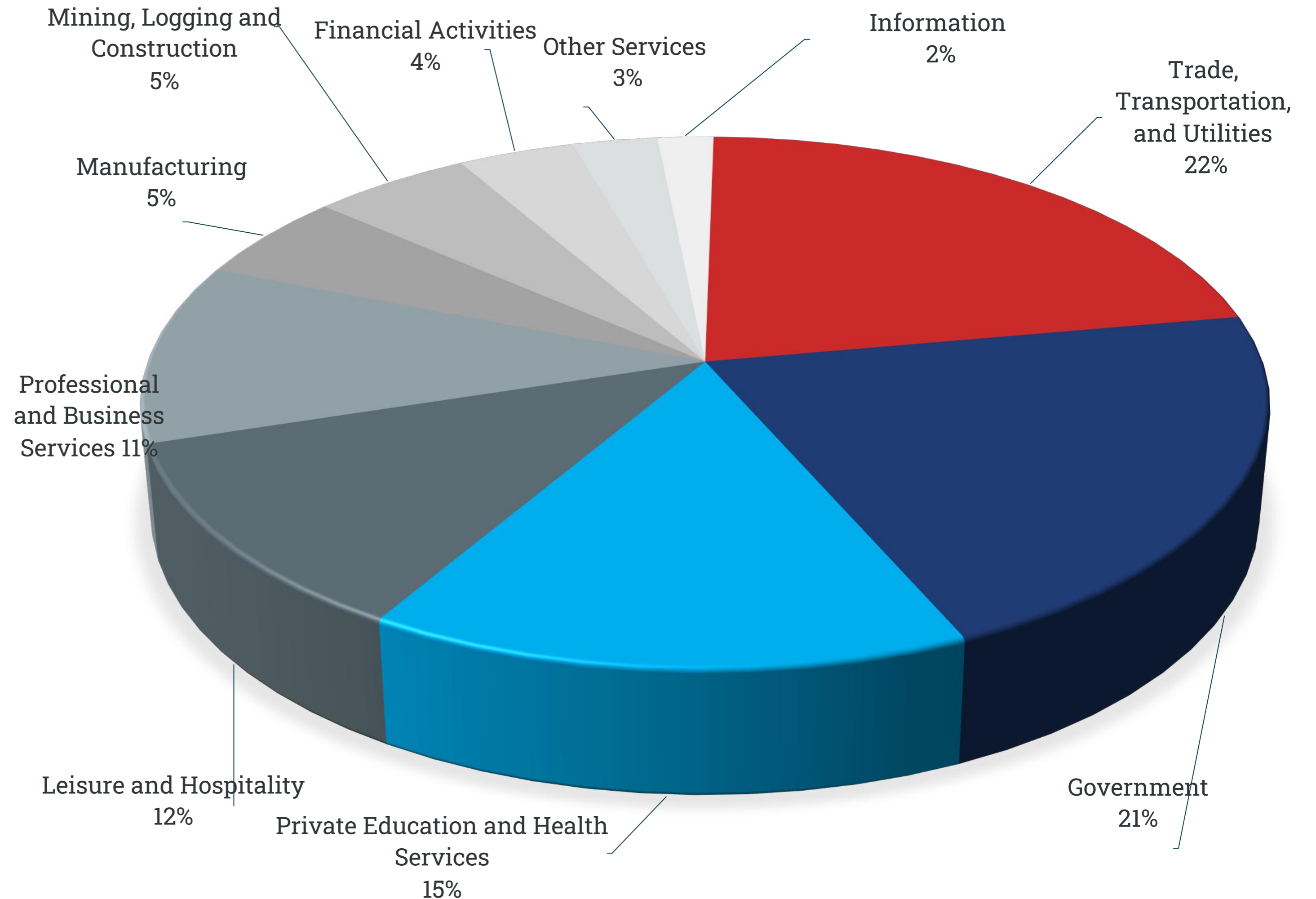
The three Super Sectors with the least employment for the El Paso MSA in November 2023 were:

1. Financial Activities
2. Other Services
3. Information

These three Super Sectors represented **9%** of the total nonfarm employment.

WHERE DO WE WORK?

WORKFORCE SOLUTIONS BORDERPLEX

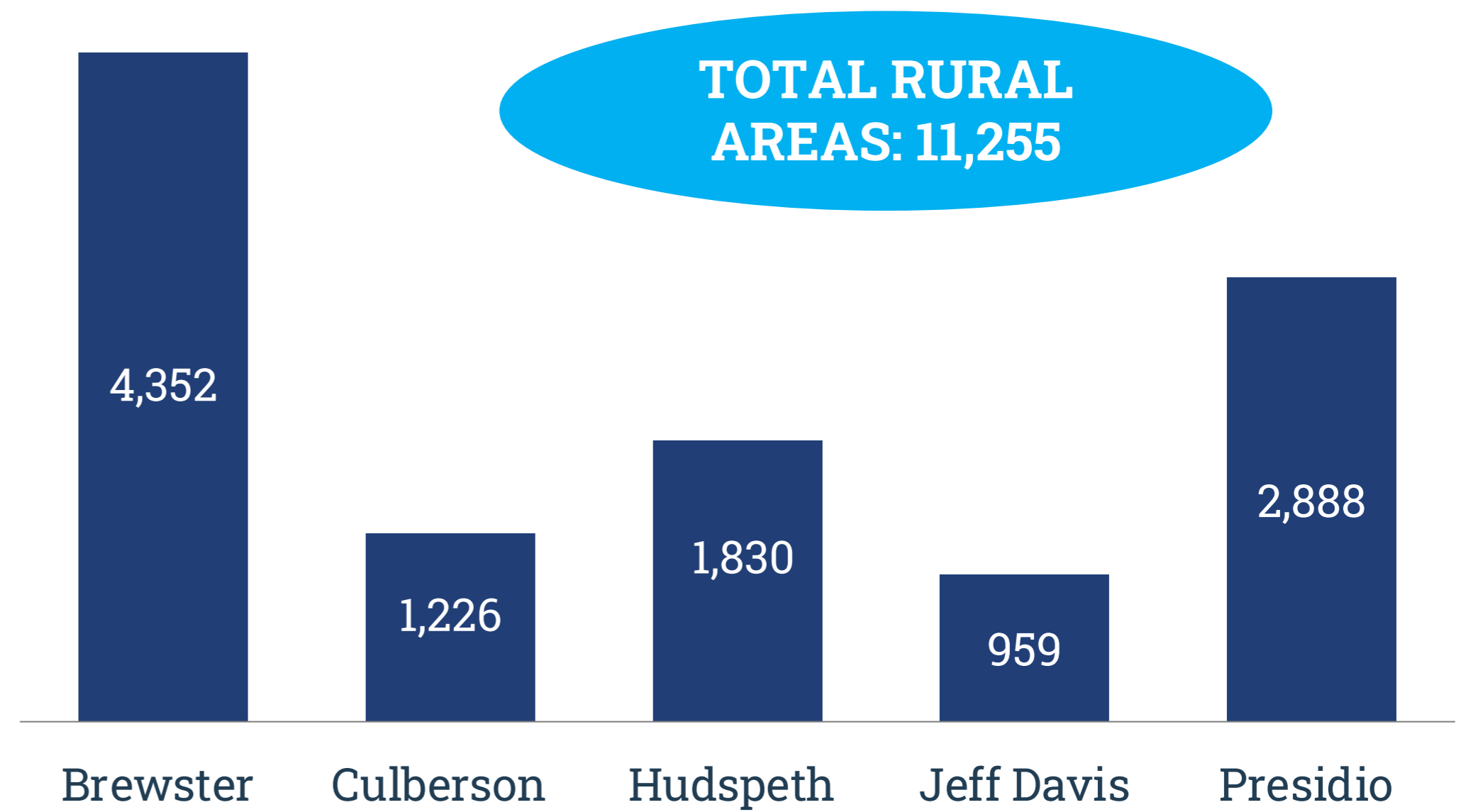
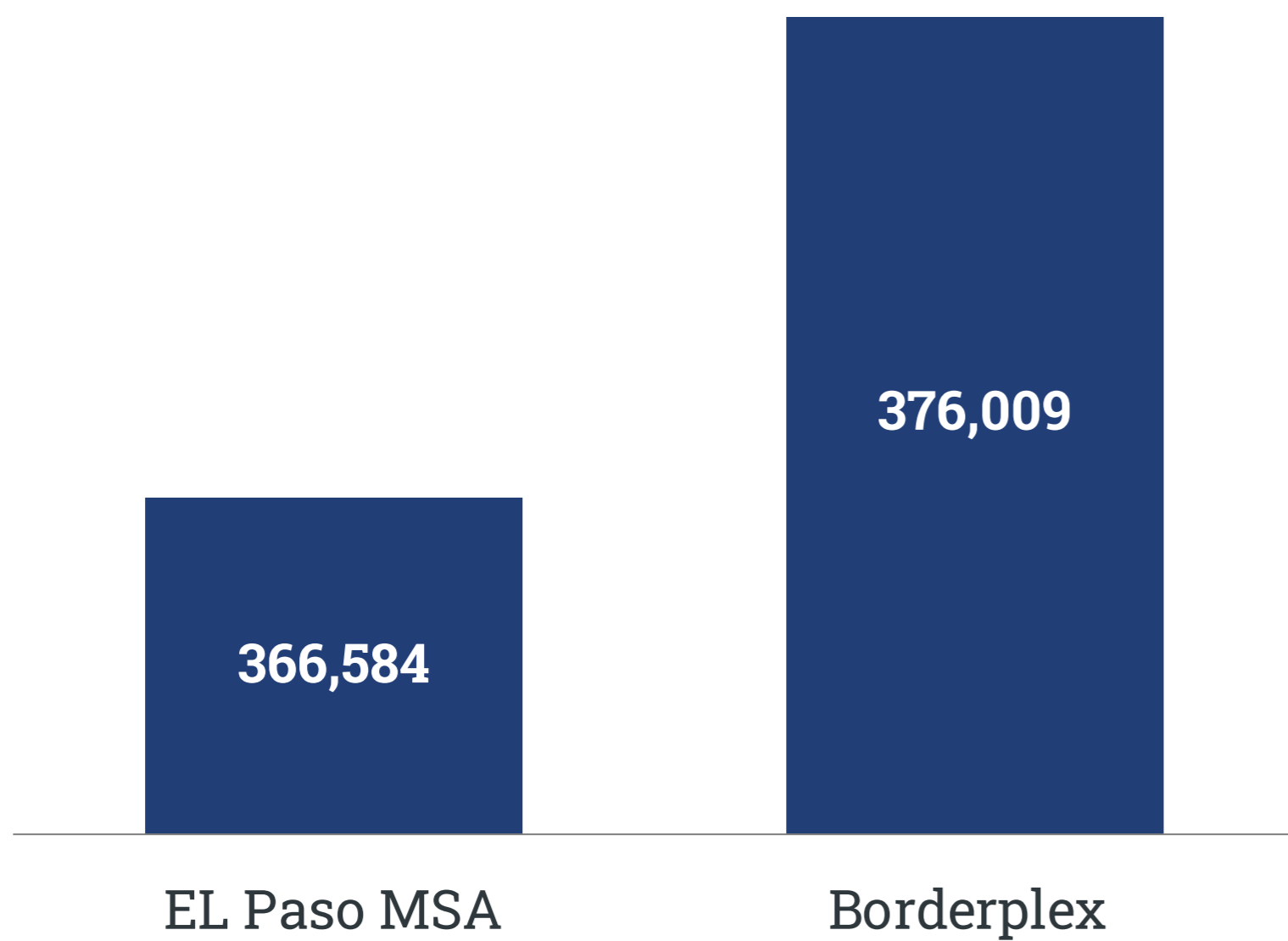




WHERE DO WE WORK?

WORKFORCE SOLUTIONS BORDERPLEX

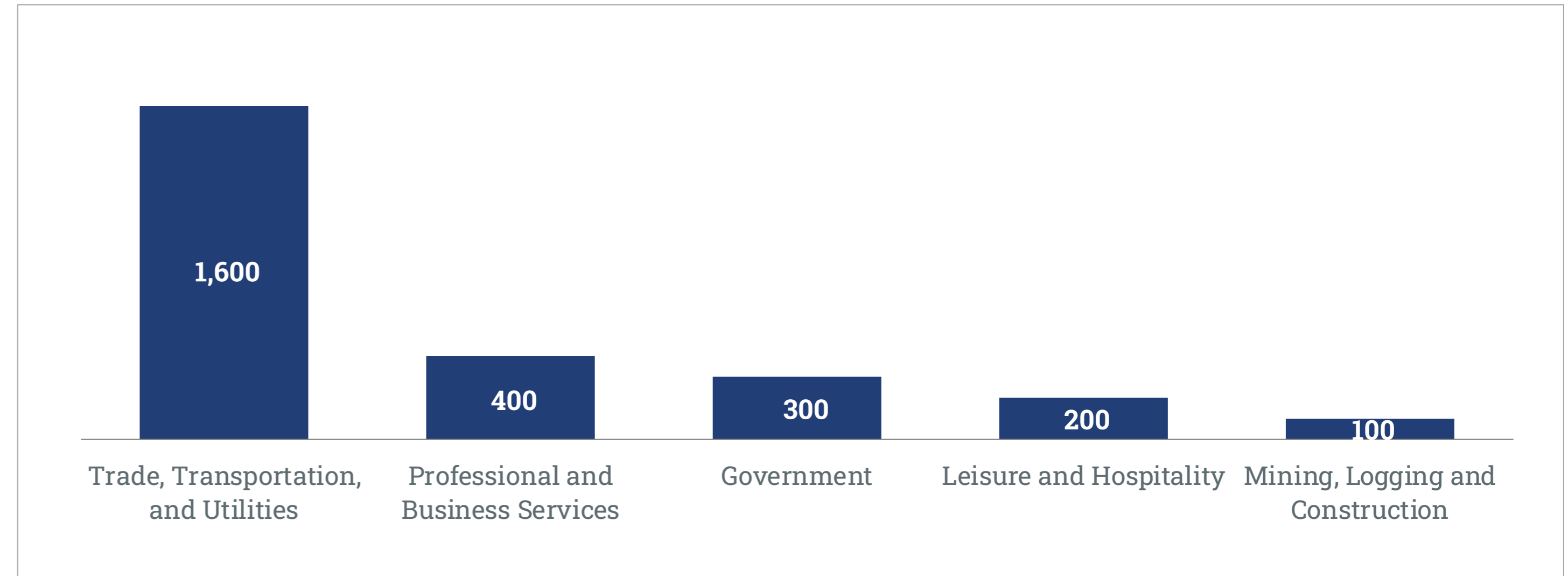
EMPLOYMENT in November 2023



WHERE DO WE WORK? (Cont.)

WORKFORCE SOLUTIONS BORDERPLEX

Industries Sectors that added jobs



Top 5 Job Postings in the El Paso, TX MSA – November 2023

Occupation	Vacancies	Median Hourly Earnings BLS 2022
Retail Salespersons	726	\$ 12.53
First-Line Supervisors of Retail Sales Workers	664	\$ 12.53
Registered Nurses	474	\$ 35.87
Fast Food and Counter Workers	406	\$ 10.07
Stockers and Order Fillers	298	\$ 14.54

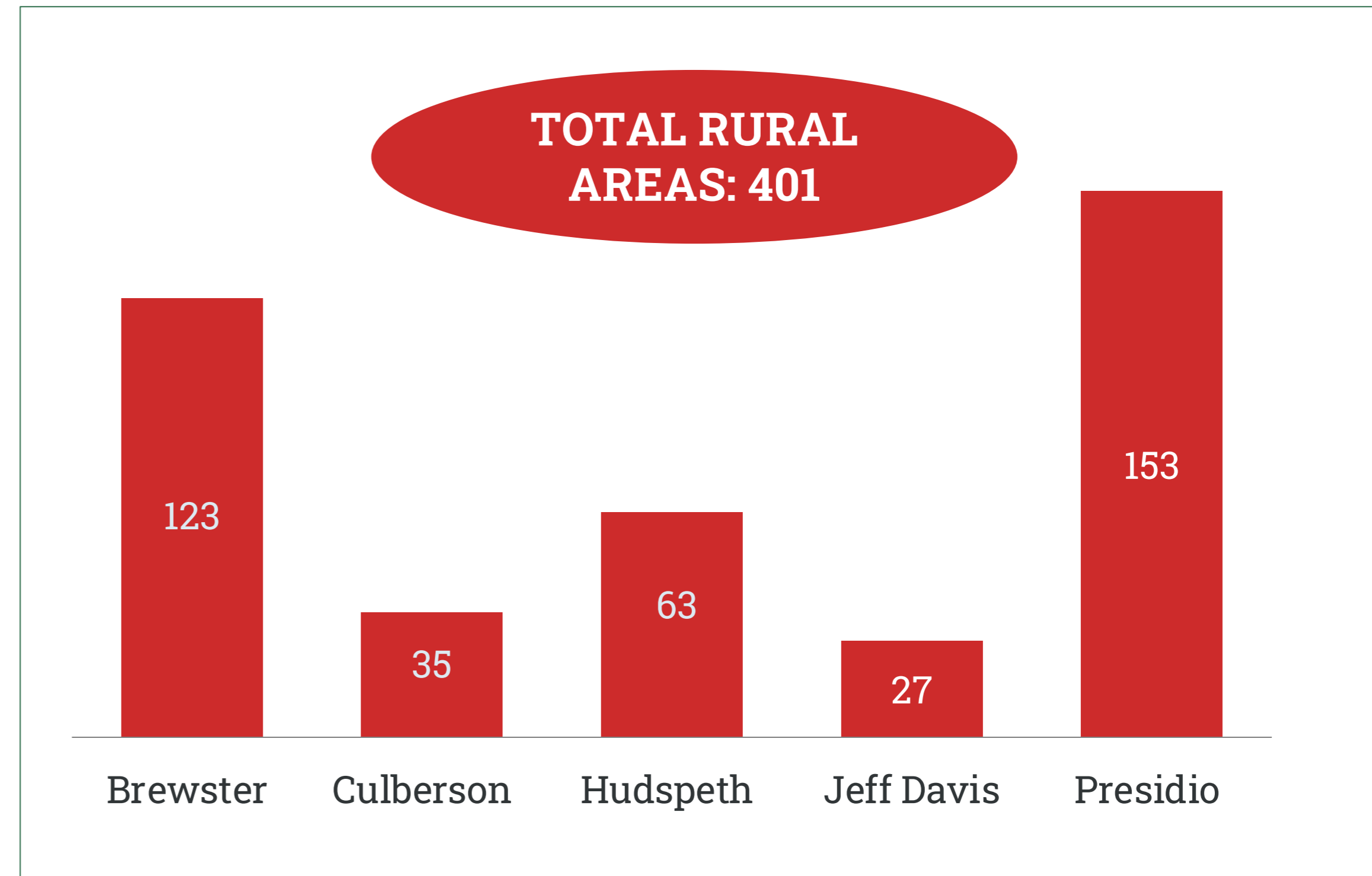
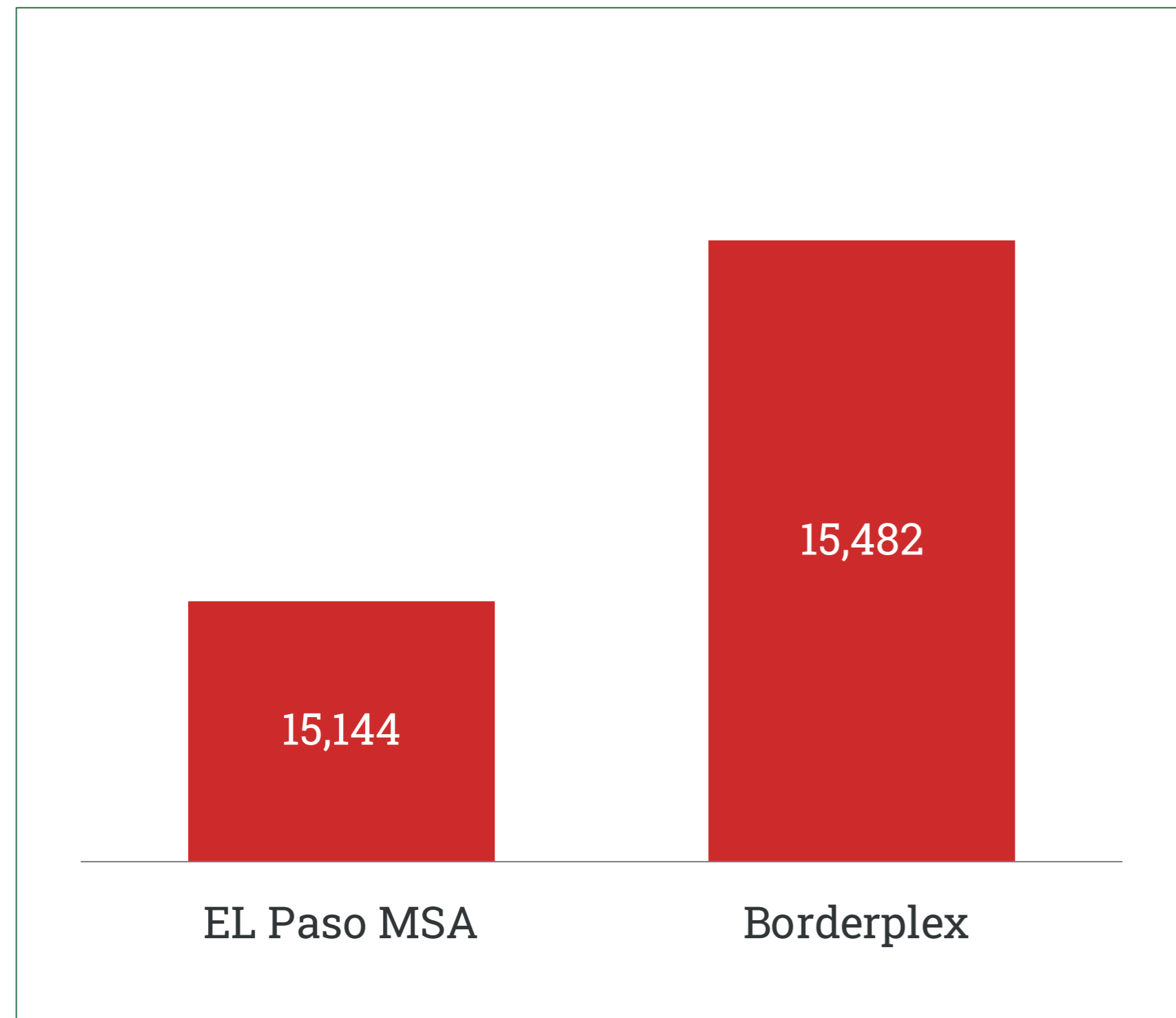
Job postings active during October 2023



WHERE ARE WE LOSING JOBS?

WORKFORCE SOLUTIONS BORDERPLEX

UNEMPLOYMENT in November 2023

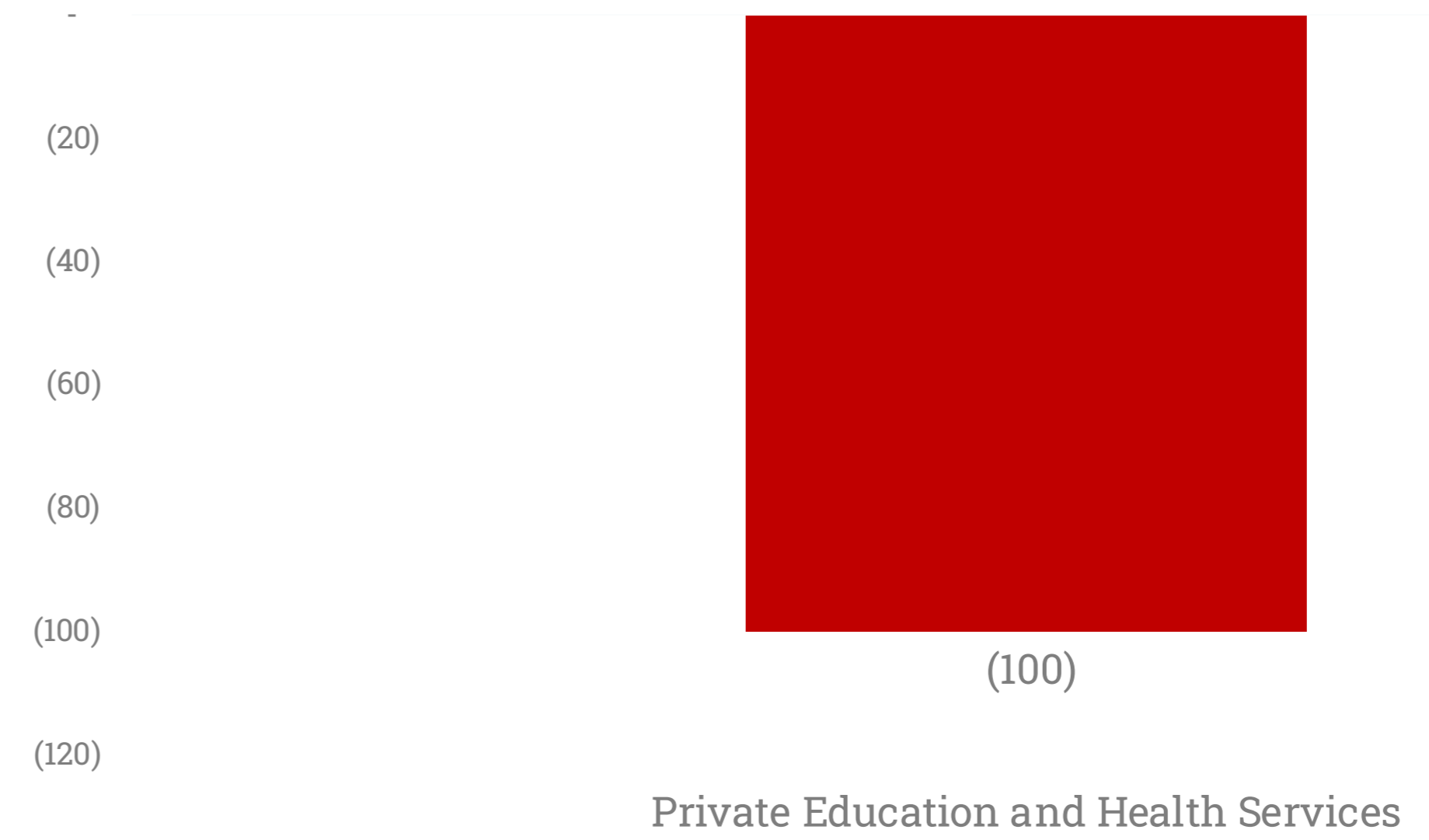


WHERE ARE WE LOSING JOBS? *(Cont.)*

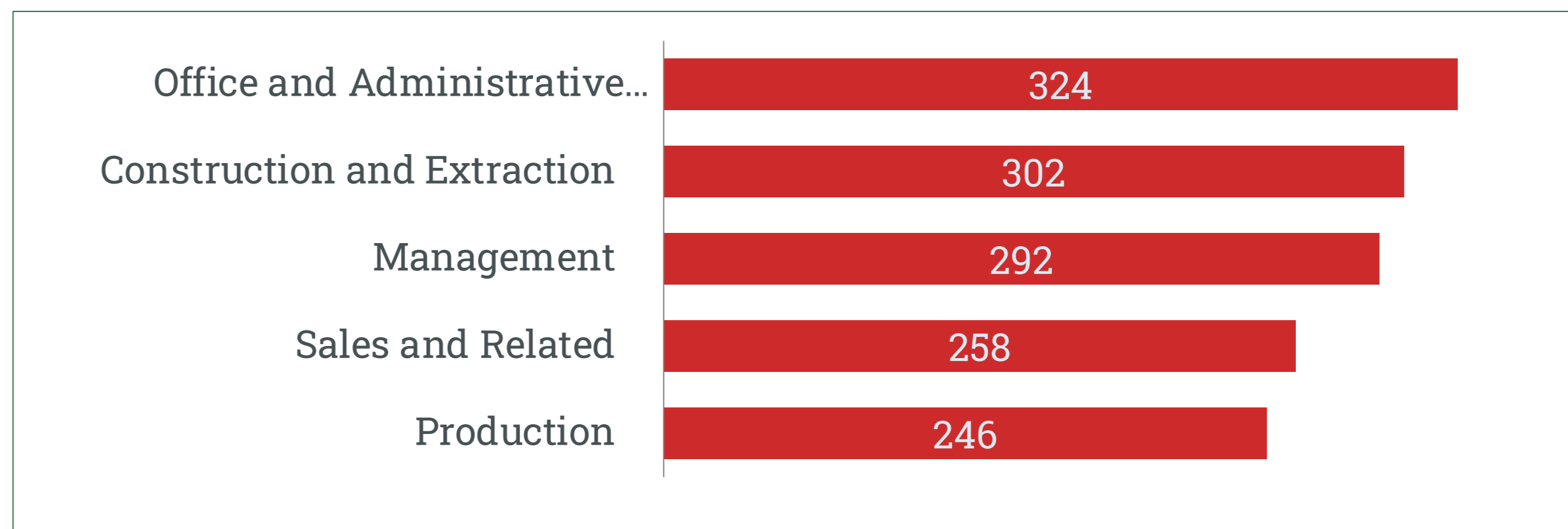
WORKFORCE SOLUTIONS BORDERPLEX



Industries Sectors that lost jobs



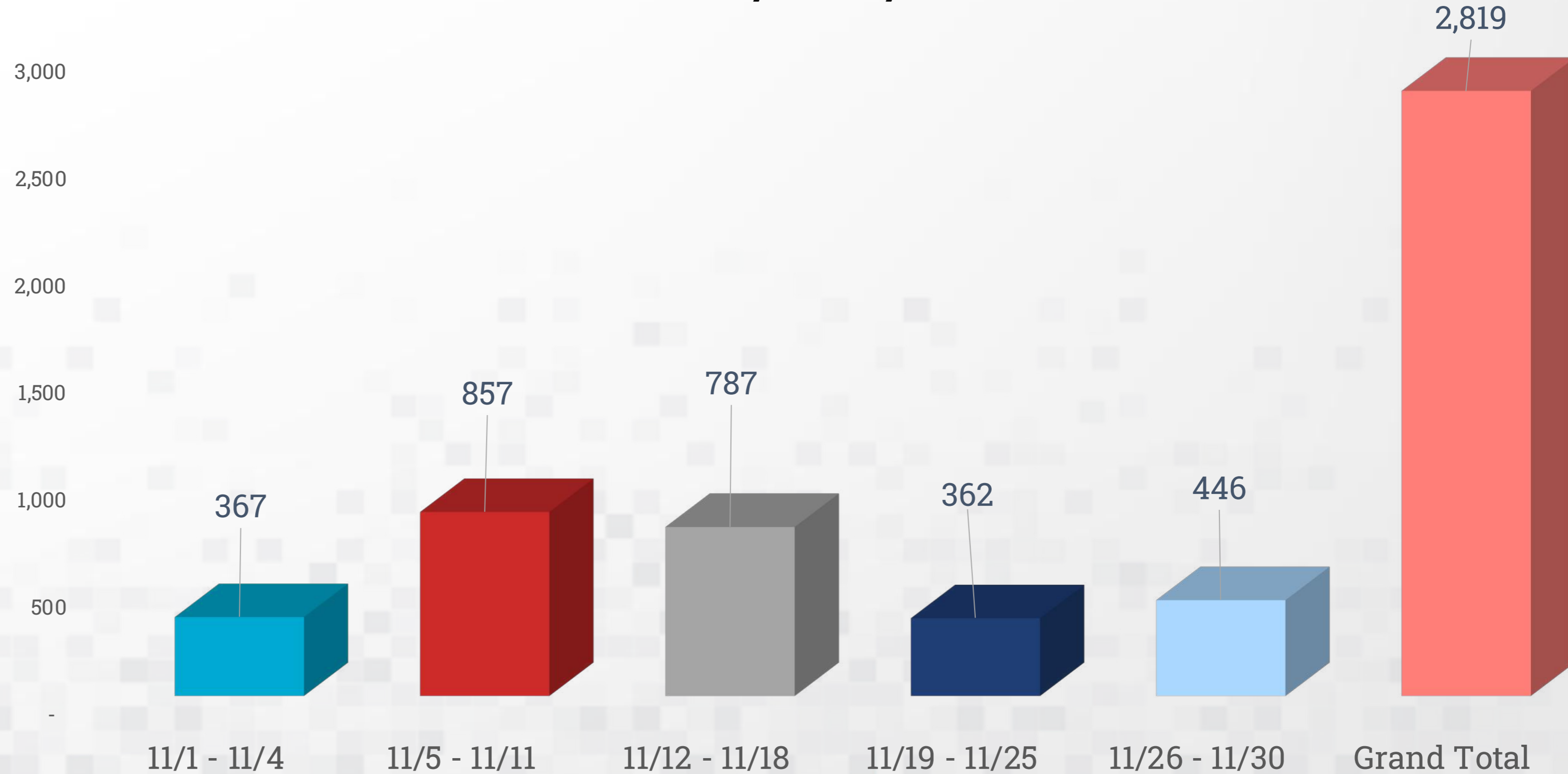
Top 5 Unemployment Claimants Occupations



No occupation identified for 50 Active UI claimants

ACTIVE UI CLAIMANTS BY WEEK BORDERPLEX REGION

11/1 to 11/30



This report reflects the **Borderplex Region**. Including these 6 counties:

- Brewster
- Culberson
- El Paso
- Hudspeth
- Jeff Davis
- Presidio

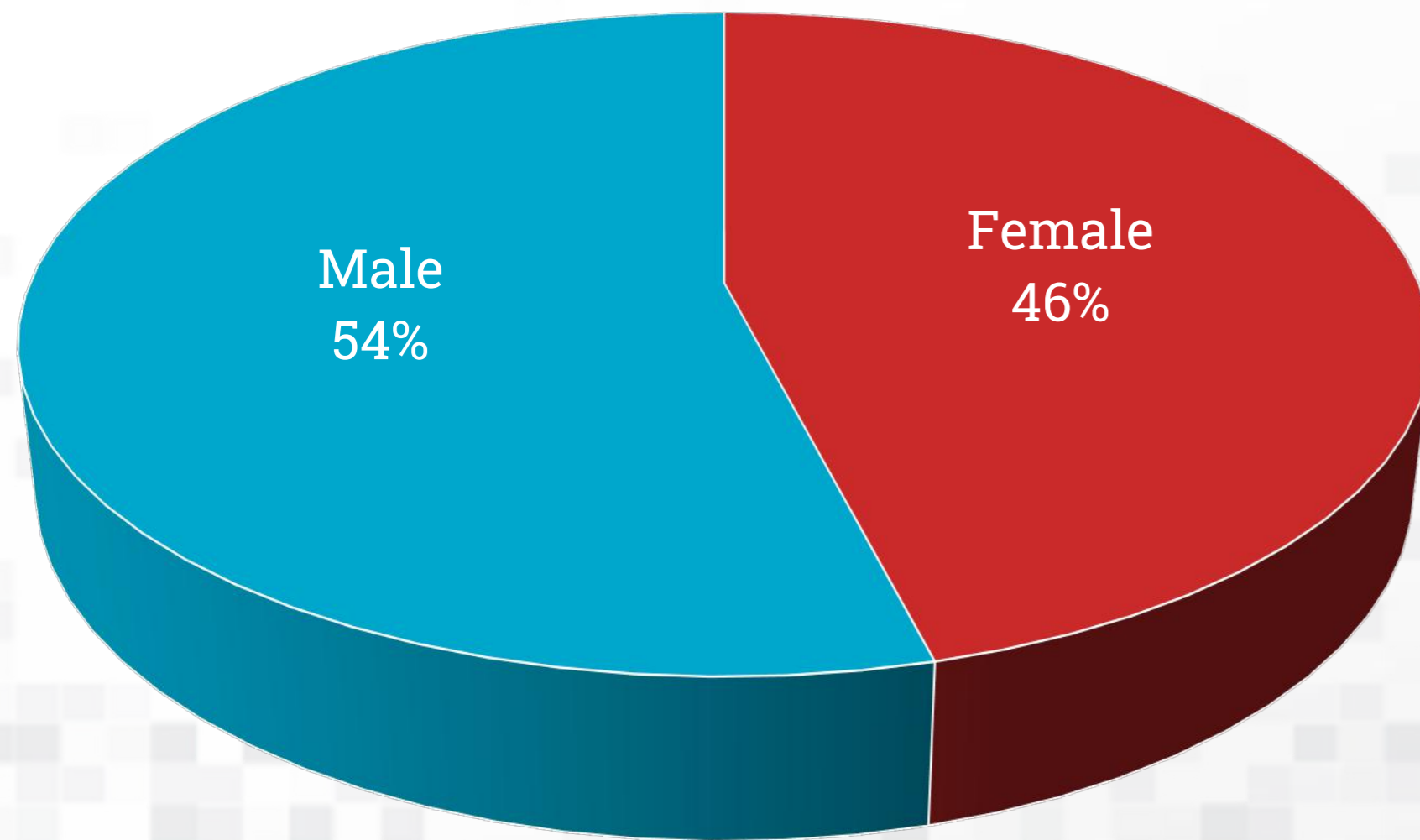
An Active Claimant is someone who meets any of these conditions:

- Claimant had to have a payment within 21 days
- The most recent Claimant certified date is within 21 days
- The claim status date is within 28 days

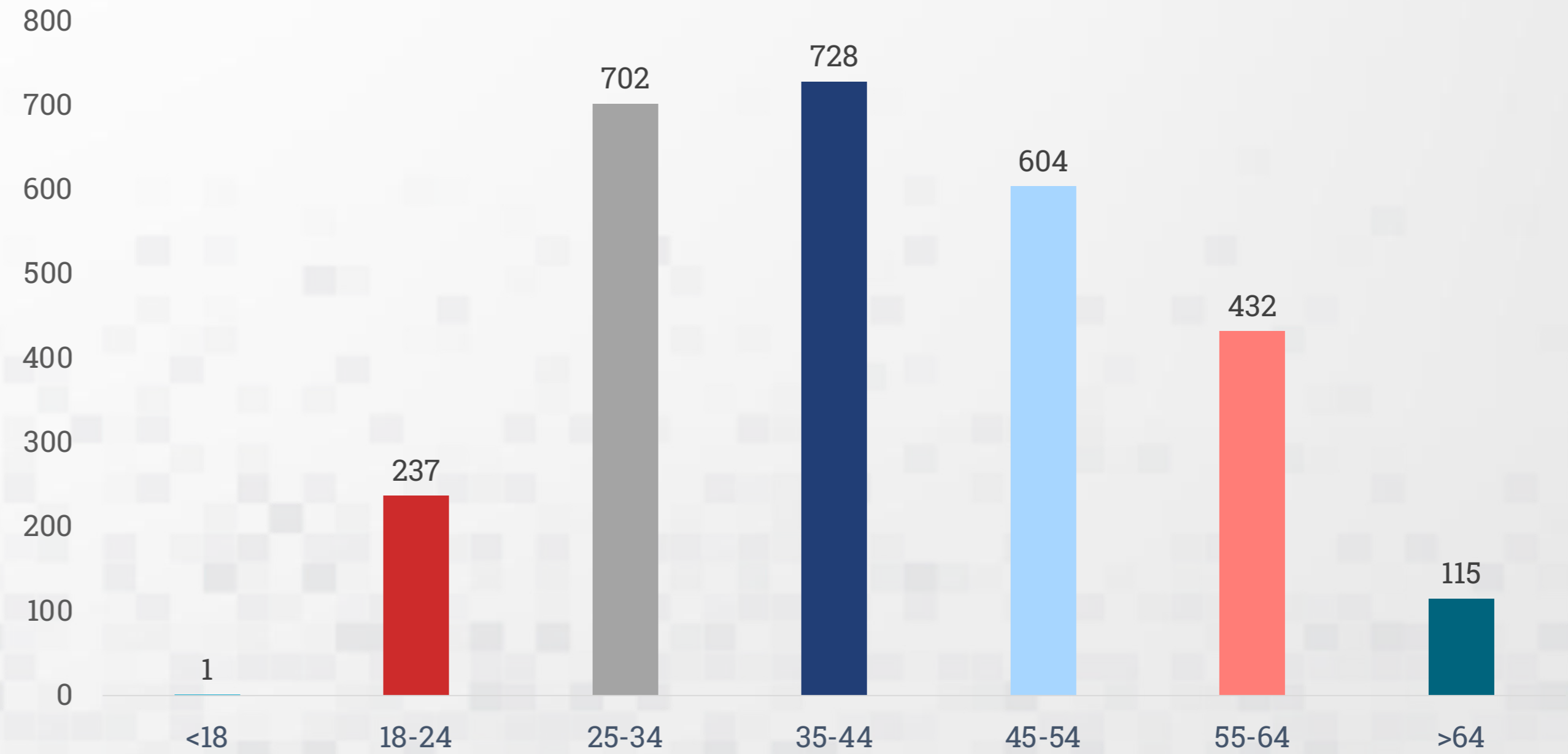
ACTIVE UI CLAIMANTS BY WEEK BORDERPLEX REGION

11/1 to 11/30

Gender



Age

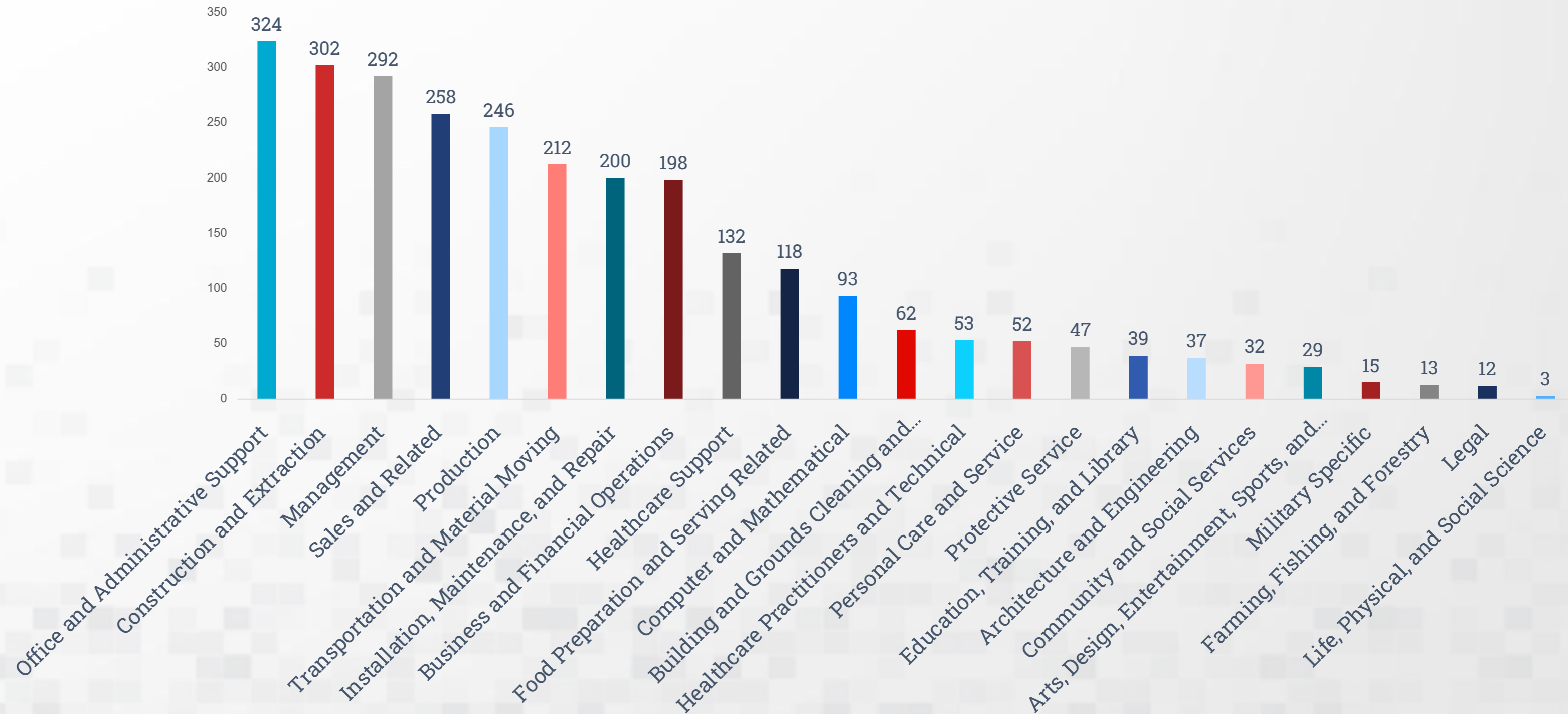
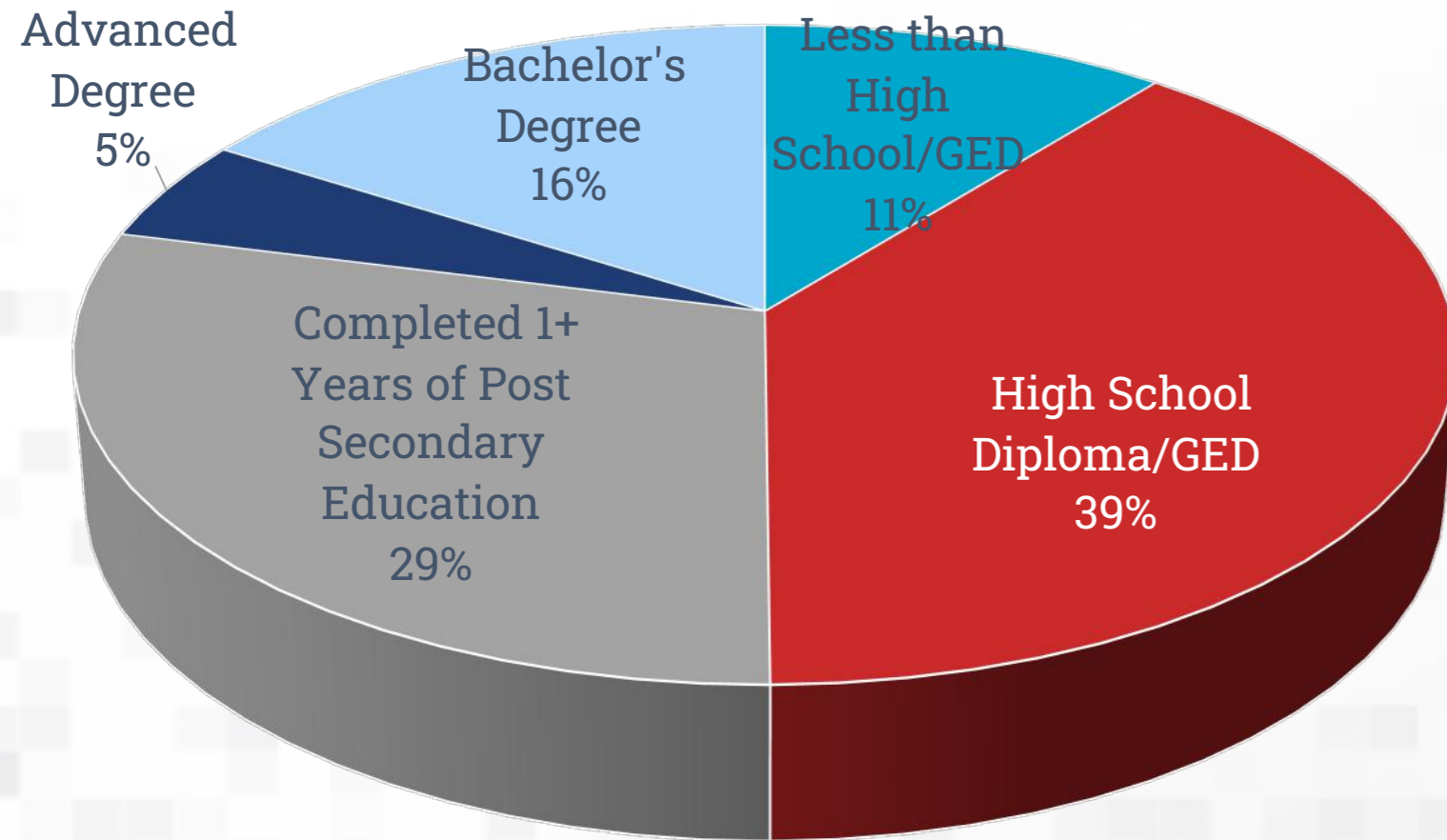


An Active Claimant is someone who meets any of these conditions:

- Claimant had to have a payment within 21 days
- The most recent Claimant certified date is within 21 days
- The claim status date is within 28 days

ACTIVE UI CLAIMANTS BY WEEK BORDERPLEX REGION

11/1 to 11/30



No occupation identified for 50 Active UI claimants

An Active Claimant is someone who meets any of these conditions:

- Claimant had to have a payment within 21 days
- The most recent Claimant certified date is within 21 days
- The claim status date is within 28 days



In the Works

From 2018 to 2022, **only 11 out of the 24 occupational categories** have improved by a small percentage in correcting the gender pay gap. However, there is still a long way to undertake the gender pay gap in all occupations.

Women's earnings as a percentage of men's earnings
El Paso County



WSB addresses the gender equity and wage gap by providing new initiatives tailored to assist women in succeeding in the workforce. We offer resources such as childcare, training assistance and job search assistance, among others. If you are interested in these or any other of our services, feel free to fill out [this form](#) and a WSB member will contact you soon.



A proud partner of the
americanjobcenter
network

Sources

Labor Market & Career Information, Texas Workforce Commission December 2023, JobsEQ December 2023, Bureau of Labor Statistics May 2022, Census 2018 & 2022

To access previous reports, please visit the Workforce Trends and Data section of our website:

<http://www.borderplexjobs.com/regional-statistics/workforce-trends-and-data>

Funded by all or in part of, the Department of Labor/ETA WIOA Formula Grants and Wagner-Peyser; the Department of Health and Human Services TANF and Childcare Development Fund; and the Food and Nutrition Service SNAP Employment & Training.”

Equal Opportunity Employer/Program. Auxiliary aids and services are available upon request to individuals with disabilities. Relay Texas: 711 (Voice) or 1-800-735-2989 (TTY).

Igualdad de oportunidades de Empleo/Programas. Equipo auxiliar y servicios de apoyo están disponibles para personas con discapacidad al ser requeridos. Relay Texas: 711 (Voz) o 1-800-735-2989 (TTY)