



MAY 2024 LABOR MARKET REVIEW

TABLE OF CONTENTS



Page 2 – Board of Directors

Page 4 – Highlights of the Labor Force

Page 5 – Unemployment Claimants

Page 7 – Employment by Sectors

Page 18 – HerForce



Board of Directors

Board Chair

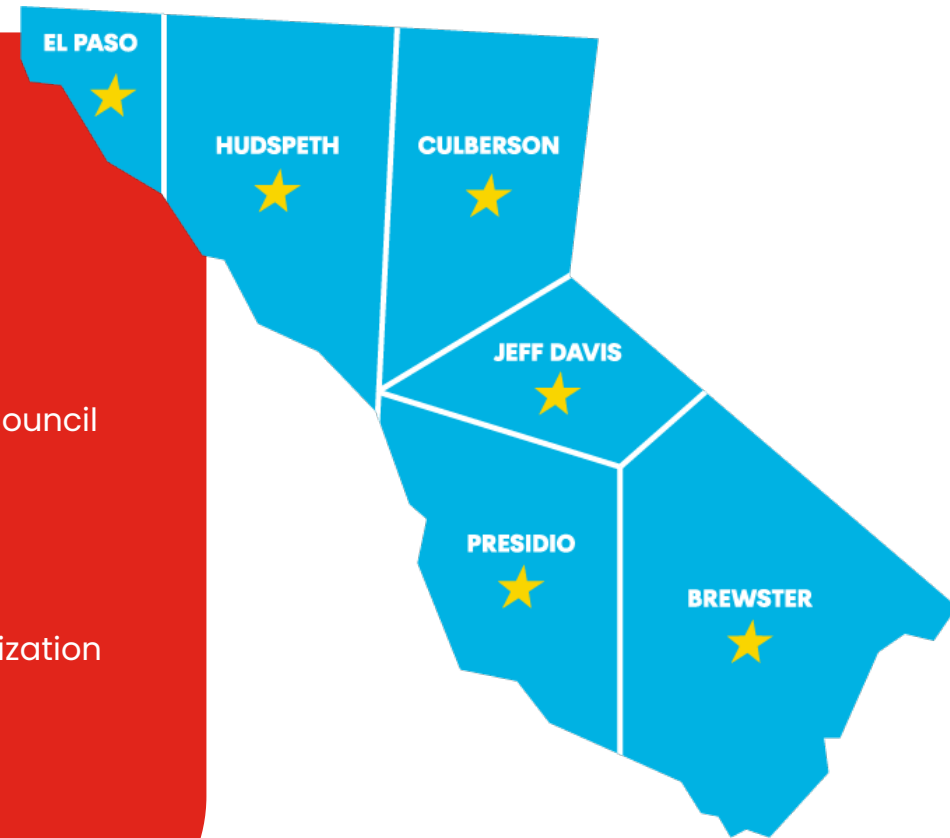
Bobby Blanco, Private Sector

Vice Chair

Ruben Torres, Private Sector

Dr. Armando Aguirre, Public Education
Robert Alcalá, Vocational Rehabilitation
Satish Bhaskar, Public Assistance
Dr. Carlos Amaya, GED
Ruben Chavez, Private Sector
Chrystal Davis, Community-Based Organization
Dan Dunlap, Private Sector
Ernestina Fauntleroy, Private Sector
Eduardo Garcia, Economic Development
Art Garza, Private Sector
Bob Gear, Public Employment

Christina Gonzalez, Private Sector
Leonard Goodman III, Private Sector
Randall Kinzie, Private Sector
Ruby Maldonado, Private Sector
Mary Jo Ochoa-Hernandez, Literacy Council
Melissa Zamora, Private Sector
Emma Schwartz, Private Sector
Mica Short, Community-Based Organization
Luis Hernandez, Higher Education
Adam Valdez, Organized Labor



Board of Directors



To our members,

We are pleased to present the Labor Market Review that examines how the workforce area performed during **May 2024**. We are incorporating unemployment insurance claimant data to provide perspective on the ongoing pandemic effect.

The information presented in this newsletter was gathered from federal and state sources and pertains to the El Paso MSA, the Workforce Solutions Borderplex region, and the City of El Paso.

We look forward to performing to your highest standards in communicating pertinent information regarding the workforce as it relates to our objectives at WSB.

If there is additional information that you would like to see presented here, please send your comments and suggestions to:

kandolite.carson@borderplexjobs.com



HIGHLIGHTS OF THE LABOR FORCE MAY 2024



THE BORDERPLEX REGION

- THE LABOR FORCE DECREASED BY 400 FROM THE PREVIOUS MONTH
- THE NUMBER OF EMPLOYED INDIVIDUALS DECREASED BY 1,332 FROM THE PREVIOUS MONTH
- THE NUMBER OF UNEMPLOYED INDIVIDUALS INCREASED BY 932 FROM THE PREVIOUS MONTH

EL PASO, TX MSA

- EL PASO, TX MSA UNEMPLOYMENT WAS AT 4.1% WITH A TOTAL OF 15,812 UNEMPLOYED INDIVIDUALS
- EL PASO, TX MSA ADDED 6,500 NONFARM JOBS SINCE MAY 2023
- EL PASO, TX MSA ADDED 1,200 NONFARM JOBS FROM THE PREVIOUS MONTH

RURAL COUNTIES (BREWSTER, CULBERSON, JEFF DAVIS, HUDSPETH, AND PRESIDIO COUNTIES)

- THE LABOR FORCE DECREASED BY 113 FROM THE PREVIOUS MONTH
- THE NUMBER OF EMPLOYED INDIVIDUALS DECREASED BY 159 FROM THE PREVIOUS MONTH
- THE NUMBER OF UNEMPLOYED INDIVIDUALS INCREASED BY 46 FROM THE PREVIOUS MONTH



NOTEWORTHY IN MAY 2024 (Non-Seasonally Adjusted)



| | | May 2024 | | | | April 2024 | | | | May 2023 | | | |
|------------|--------|-------------|------------|--------------|------|-------------|------------|--------------|------|-------------|------------|--------------|------|
| | | Labor Force | Employment | Unemployment | Rate | Labor Force | Employment | Unemployment | Rate | Labor Force | Employment | Unemployment | Rate |
| Texas | State | 15,284,842 | 14,709,904 | 574,938 | 3.8 | 15,304,322 | 14,762,048 | 542,274 | 3.5 | 14,990,077 | 14,407,172 | 582,905 | 3.9 |
| El Paso | MSA | 385,064 | 369,252 | 15,812 | 4.1 | 385,378 | 370,460 | 14,918 | 3.9 | 377,946 | 361,888 | 16,058 | 4.2 |
| Borderplex | WDA | 395,089 | 378,888 | 16,201 | 4.1 | 395,489 | 380,220 | 15,269 | 3.9 | 387,659 | 371,195 | 16,464 | 4.2 |
| Brewster | County | 4,655 | 4,519 | 136 | 2.9 | 4,716 | 4,592 | 124 | 2.6 | 4,427 | 4,290 | 137 | 3.1 |
| Culberson | County | 1,291 | 1,254 | 37 | 2.9 | 1,310 | 1,273 | 37 | 2.8 | 1,215 | 1,178 | 37 | 3.0 |
| El Paso | County | 383,135 | 367,390 | 15,745 | 4.1 | 383,422 | 368,563 | 14,859 | 3.9 | 376,045 | 360,053 | 15,992 | 4.3 |
| Hudspeth | County | 1,929 | 1,862 | 67 | 3.5 | 1,956 | 1,897 | 59 | 3.0 | 1,901 | 1,835 | 66 | 3.5 |
| Jeff Davis | County | 1,023 | 990 | 33 | 3.2 | 1,029 | 997 | 32 | 3.1 | 1,040 | 1,005 | 35 | 3.4 |
| Presidio | County | 3,056 | 2,873 | 183 | 6.0 | 3,056 | 2,898 | 158 | 5.2 | 3,031 | 2,834 | 197 | 6.5 |
| El Paso | City | 319,037 | 306,555 | 12,482 | 3.9 | 319,341 | 307,534 | 11,807 | 3.7 | 313,259 | 300,433 | 12,826 | 4.1 |
| Socorro | City | 15,995 | 15,257 | 738 | 4.6 | 15,977 | 15,306 | 671 | 4.2 | 15,639 | 14,952 | 687 | 4.4 |

NOTEWORTHY IN MAY 2024



4.1%
EL PASO
MSA
UNEMPLOYMENT
RATE

El Paso
4.1%

Hudspeth
3.5%

Culberson
2.9%

Jeff Davis
3.2%

Presidio
6.0%

Brewster
2.9%



TEXAS 3.8%



AVERAGE WEEKLY WAGES

(4th Quarter 2023)

| Average Weekly Wage (4th Quarter 2023) | | | | | |
|--|---------|---------|---------|------------------|---------------|
| | Q4 2023 | Q3 2023 | Q4 2022 | Quarterly Change | Yearly Change |
| Borderplex | \$967 | \$930 | \$937 | \$37 | \$30 |
| Texas | \$1,427 | \$1,336 | \$1,372 | \$91 | \$55 |
| USA | \$1,435 | \$1,334 | \$1,385 | \$101 | \$50 |



WHERE DO WE WORK?

The three Super Sectors with the **GREATEST** employment for the El Paso MSA in May 2024 were:

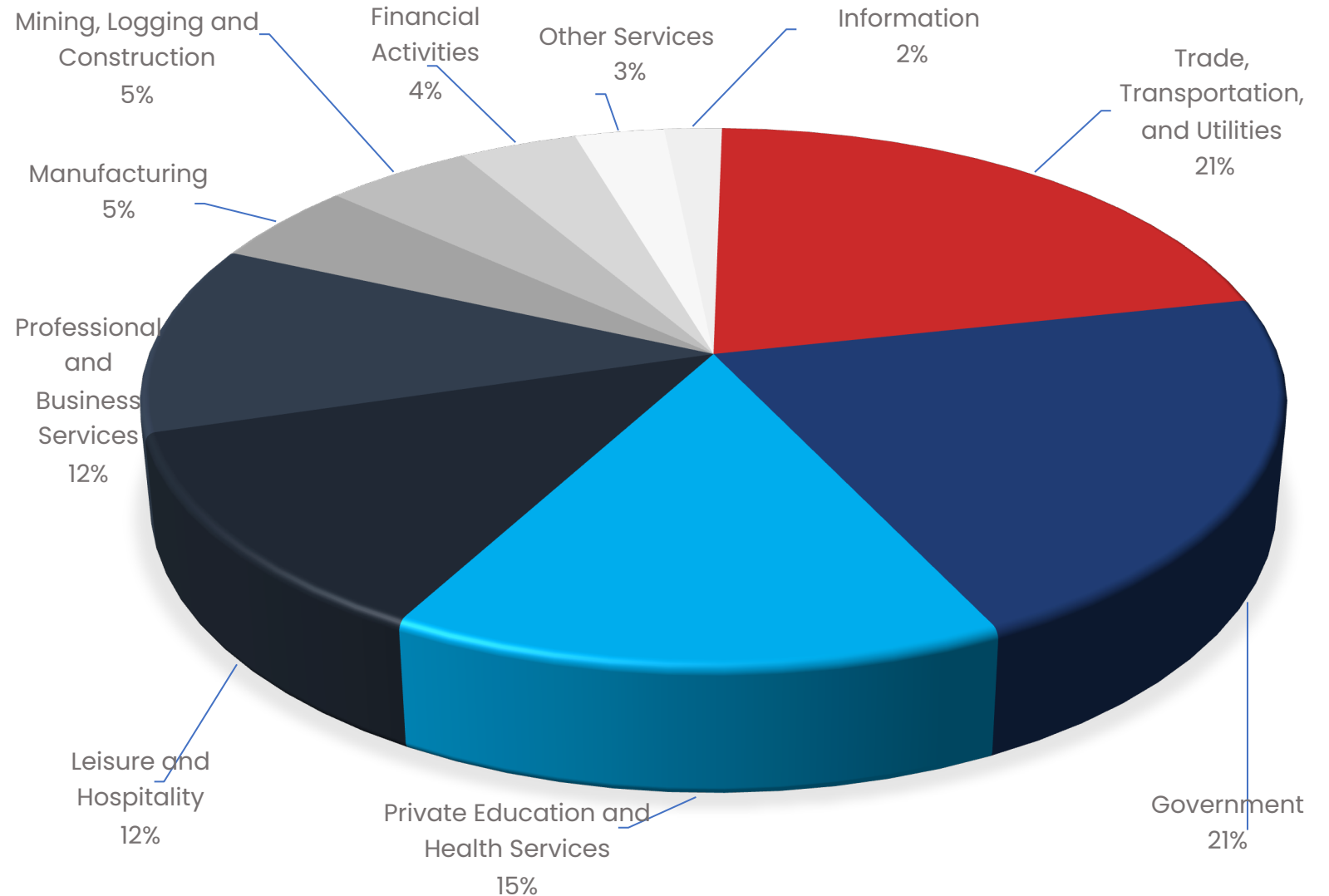
1. Trade, Transportation, and Utilities
2. Government
3. Private Education and Health Services

These three Super Sectors represented 58% of the total nonfarm employment.

The three Super Sectors with the **LEAST** employment for the El Paso MSA in May 2024 were:

1. Financial Activities
2. Other Services
3. Information

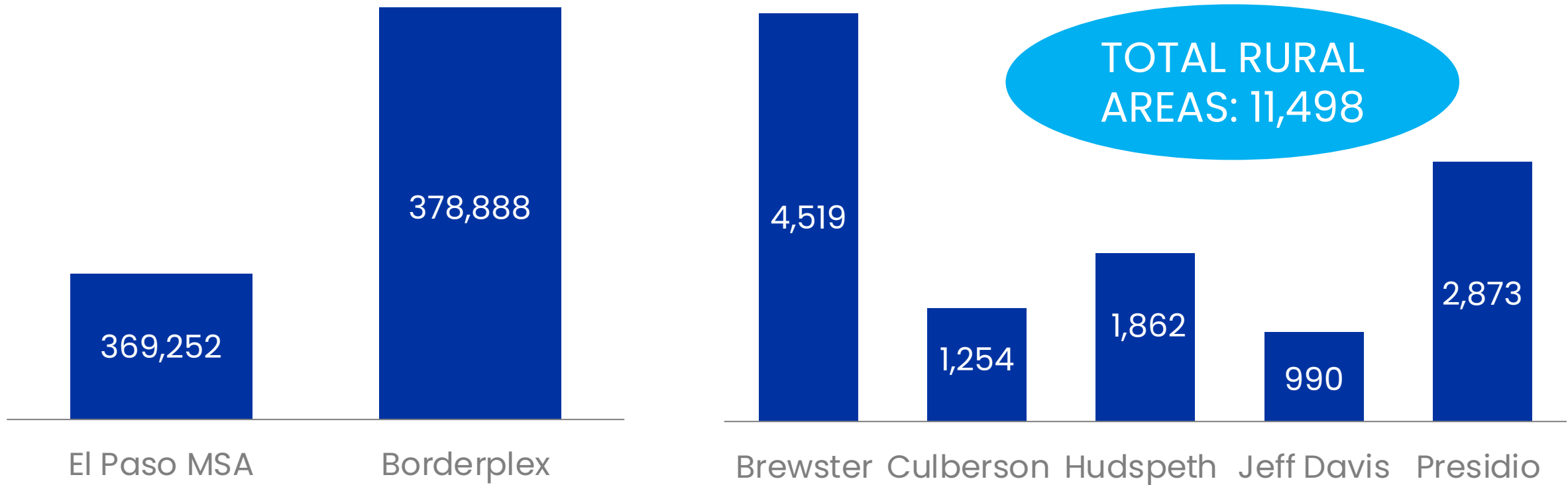
These three Super Sectors represented 9% of the total nonfarm employment.



WHERE DO WE WORK?



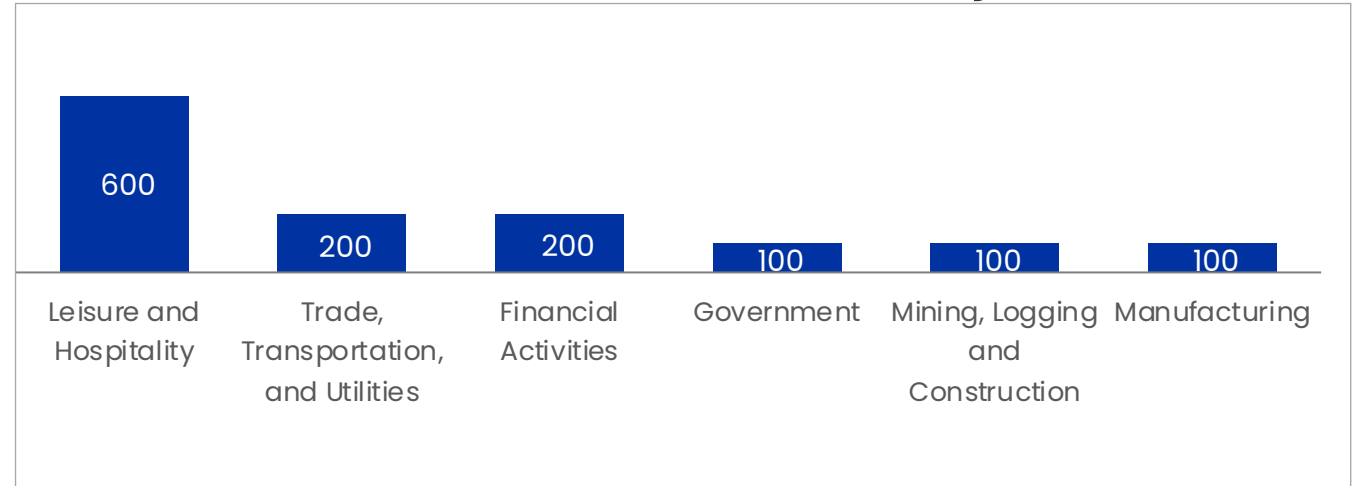
EMPLOYMENT in May 2024



WHERE DO WE WORK? (Cont.)



Industries Sectors that added jobs



Top 5 Job Postings in the El Paso, TX MSA – May 2024

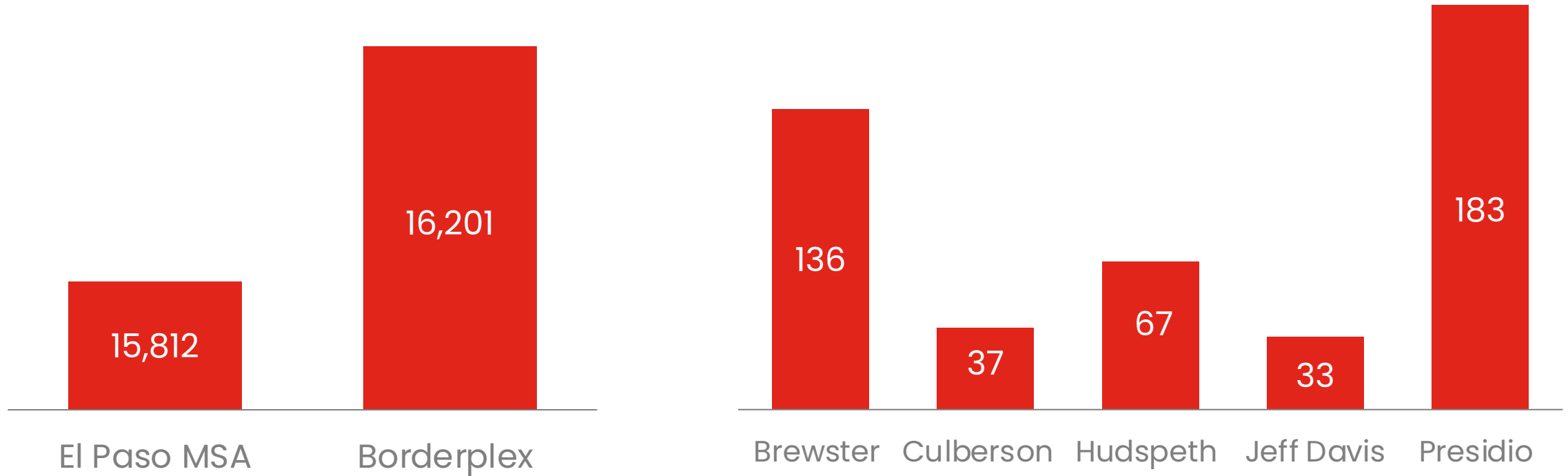
| Occupation | Vacancies | Median Hourly Earnings BLS 2023 |
|--|-----------|---------------------------------|
| First-Line Supervisors of Retail Sales Workers | 827 | \$ 17.27 |
| Retail Salespersons | 791 | \$ 13.15 |
| Registered Nurses | 630 | \$ 37.47 |
| Medical and Health Services Managers | 577 | \$ 47.55 |
| Social and Human Service Assistants | 407 | \$ 17.67 |



Job postings active during May 2024

WHERE ARE WE LOSING JOBS?


UNEMPLOYMENT in May 2024



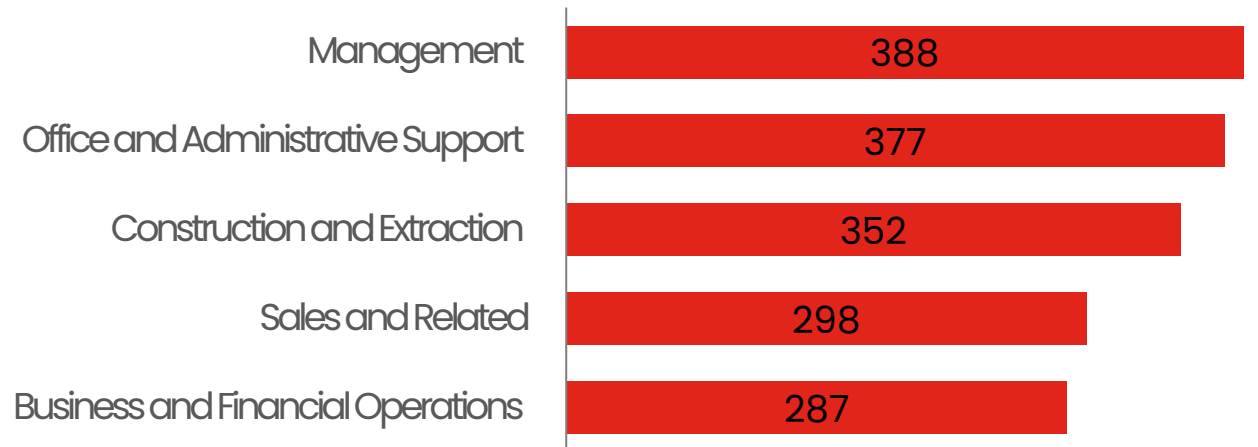
WHERE DO WE WORK? (Cont.)



Industries Sectors that lost jobs



Top 5 Unemployment Claimants Occupations



No occupation identified for 76 Active UI claimants

UNEMPLOYMENT INSURANCE CLAIMANT DATA



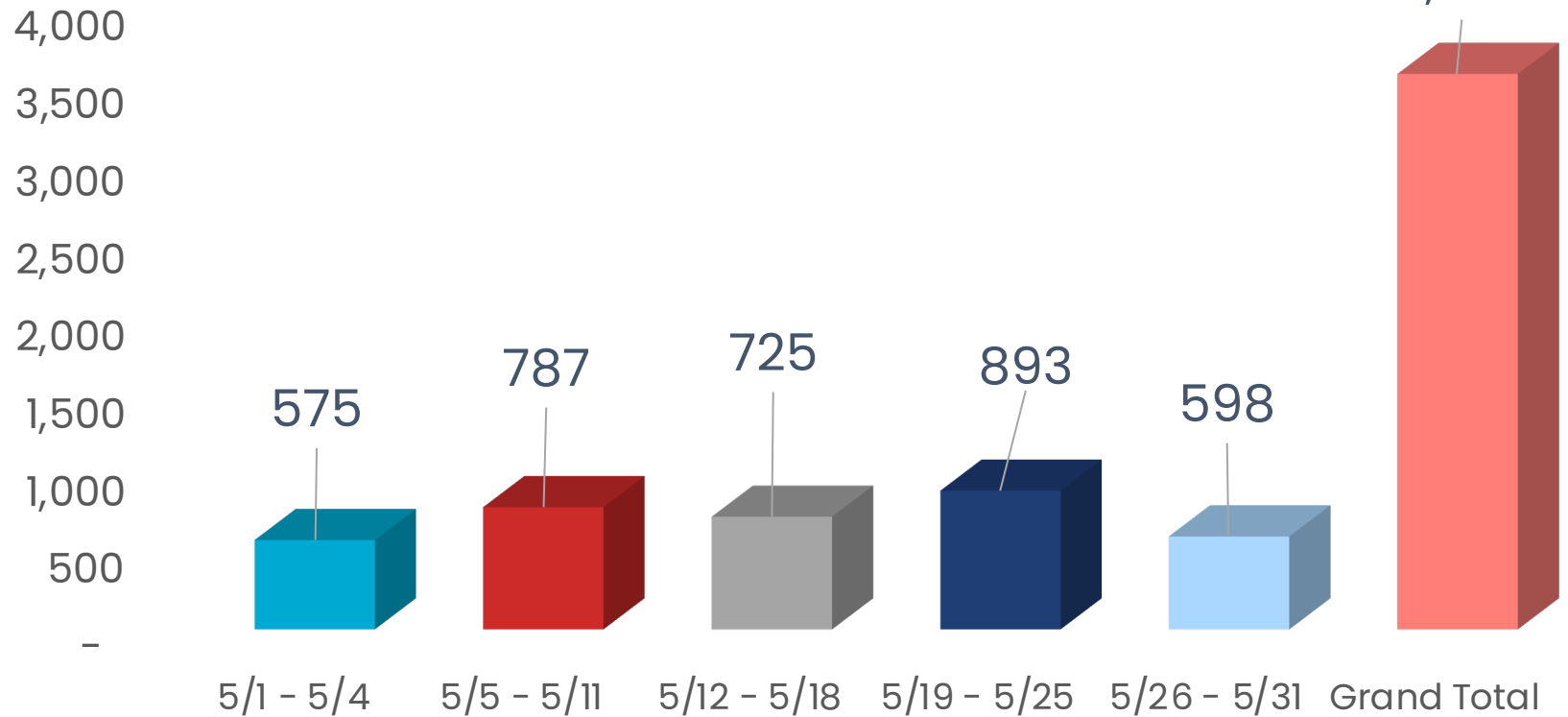
This report reflects the **Borderplex Region**. Including these 6 counties:

- Brewster
- Culberson
- El Paso
- Hudspeth
- Jeff Davis
- Presidio

An Active Claimant is someone who meets any of these conditions:

- Claimant had to have a payment within 21 days
- The most recent Claimant certified date is within 21 days
- The claim status date is within 28 days

ACTIVE UI CLAIMANTS BY WEEK BORDERPLEX REGION 5/1 to 5/31



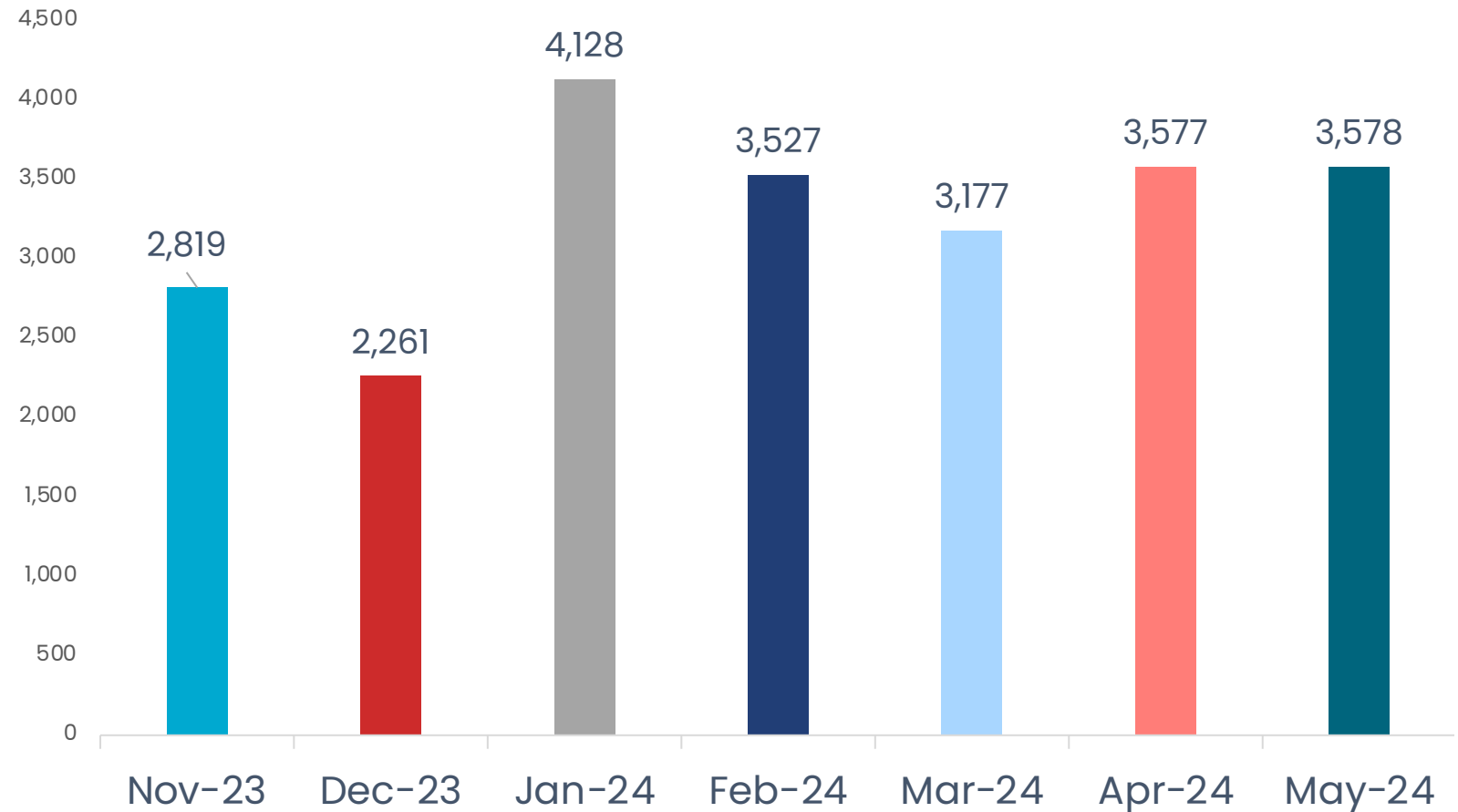
UNEMPLOYMENT INSURANCE CLAIMANT DATA



This report reflects the **Borderplex Region**. Including these 6 counties:

- Brewster
- Culberson
- El Paso
- Hudspeth
- Jeff Davis
- Presidio

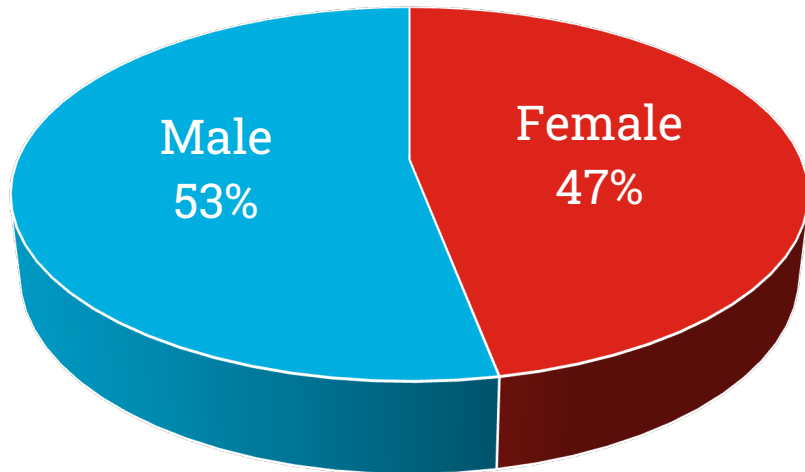
ACTIVE UI CLAIMANTS BY MONTH BORDERPLEX REGION



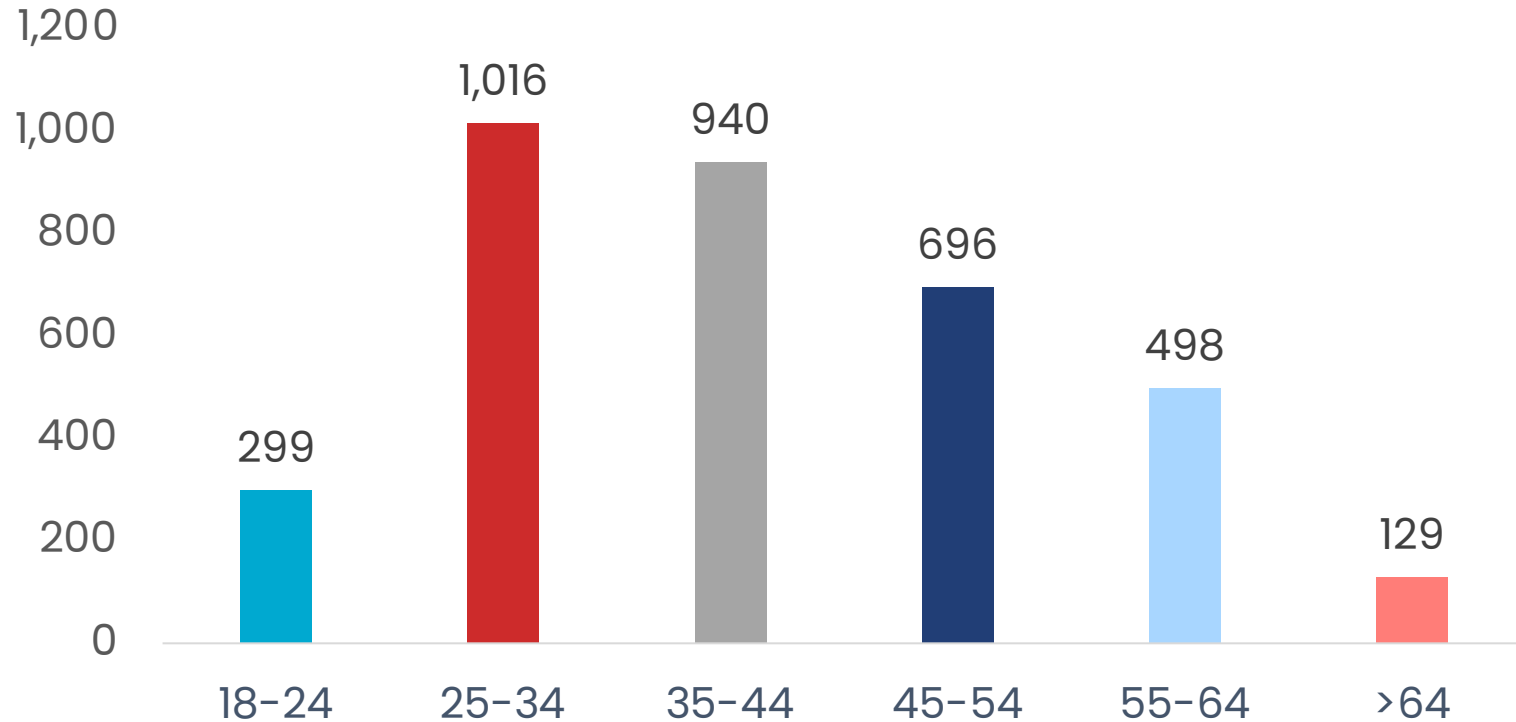
UNEMPLOYMENT INSURANCE CLAIMANT DATA

ACTIVE UI CLAIMANTS BY WEEK
BORDERPLEX REGION
5/1 to 5/31

Gender



Age



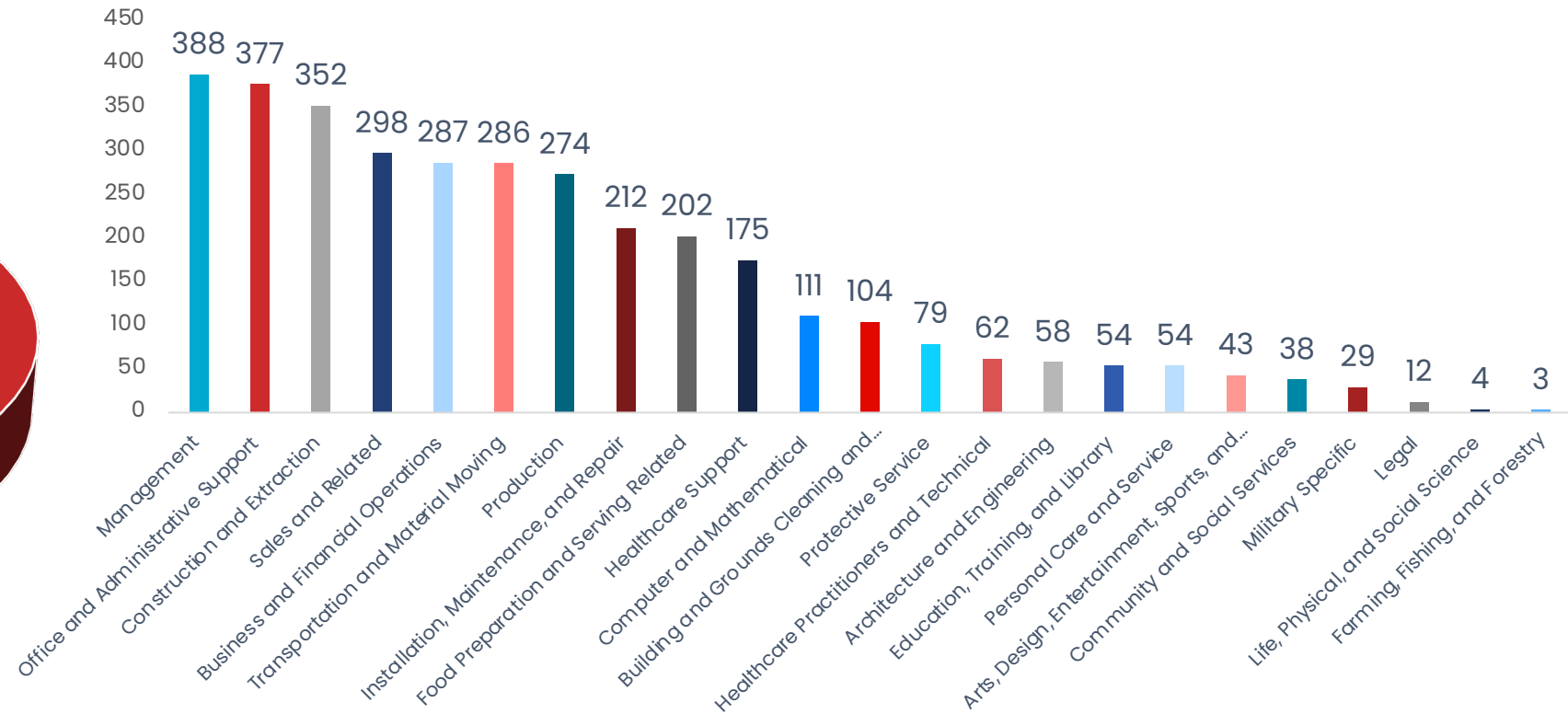
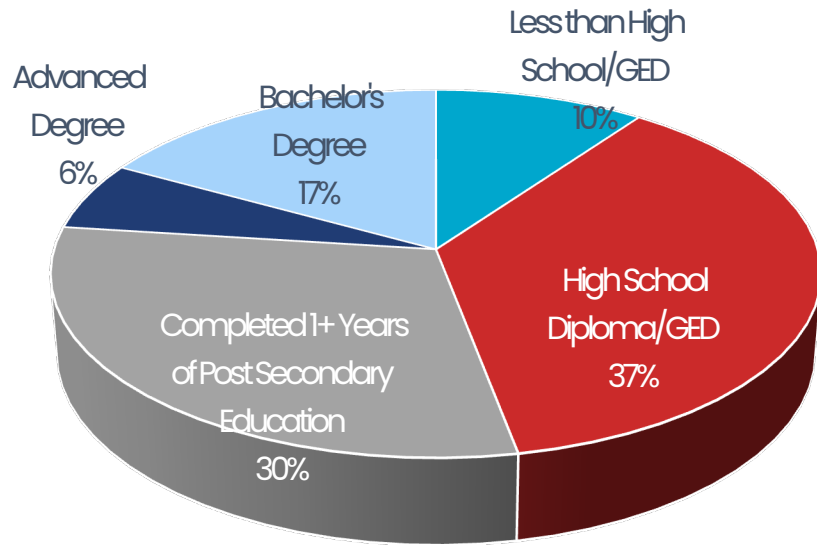
An Active Claimant is someone who meets any of these conditions:

- Claimant had to have a payment within 21 days
- The most recent Claimant certified date is within 21 days
- The claim status date is within 28 days

UNEMPLOYMENT INSURANCE CLAIMANT DATA



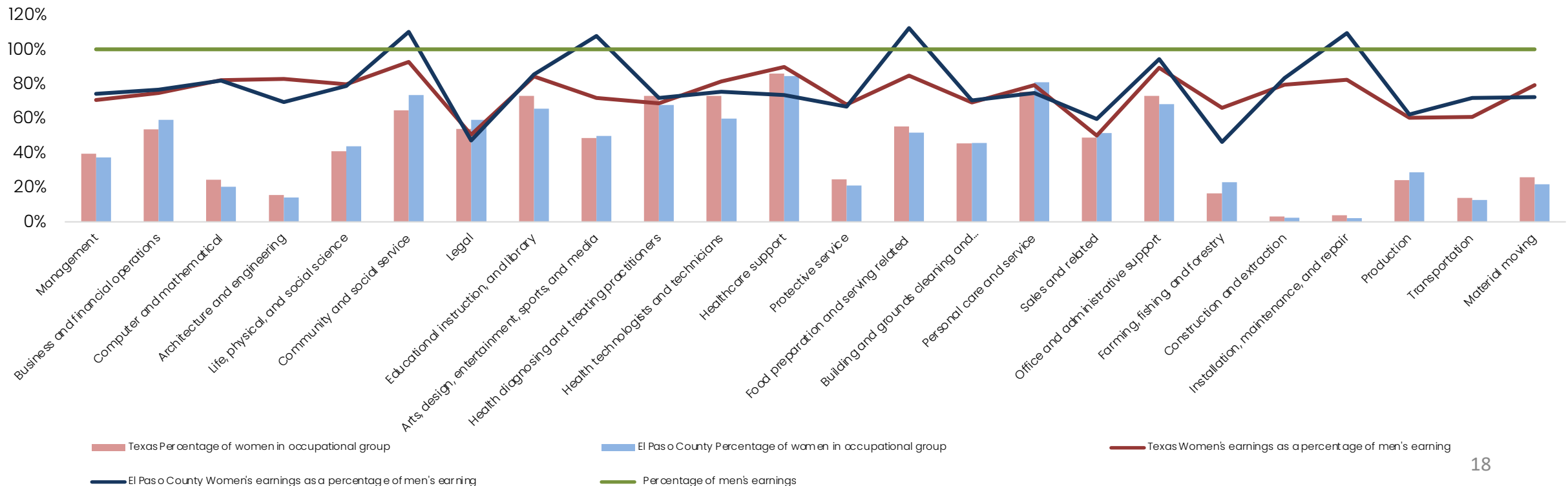
ACTIVE UI CLAIMANTS BY WEEK
BORDERPLEX REGION
5/1 to 5/31





In El Paso County and across the state, women are underrepresented in many occupation groups, and the majority present earnings inequality in comparison to men’s earnings. **WSB addresses the gender equity and wage gap by providing new initiatives tailored to assist women in succeeding in the workforce.** We offer resources such as childcare, training assistance and job search assistance, among others. If you are interested in these or any other of our services, feel free to fill out [this form](#) and a WSB member will contact you soon.

*Women in each occupation group and their earnings
TX vs El Paso County 2022*



SOURCES



A proud partner of the
americanjobcenter
network

Labor Market & Career Information, Texas Workforce Commission June 2024, JobsEQ May 2024, Bureau of Labor Statistics May 2023.
To access previous reports, please visit the Workforce Trends and Data section of our website: <http://www.borderplexjobs.com/regional-statistics/workforce-trends-and-data>

Funded by all or in part of, the Department of Labor/ETA WIOA Formula Grants and Wagner-Peyser; the Department of Health and Human Services TANF and Childcare Development Fund; and the Food and Nutrition Service SNAP Employment & Training.”

Equal Opportunity Employer/Program. Auxiliary aids and services are available upon request to individuals with disabilities. Relay Texas: 711 (Voice) or 1-800-735-2989 (TTY).

Igualdad de oportunidades de Empleo/Programas. Equipo auxiliar y servicios de apoyo están disponibles para personas con discapacidad al ser requeridos. Relay Texas: 711 (Voz) o 1-800-735-2989 (TTY)