



COLDWELL BANKER



**MOXIWORKS® ENGAGEMENT
RESOURCE GUIDE**

FOR AGENTS



TABLE OF CONTENTS

3	INTRODUCTION TO THE MOXIWORKS® PLATFORM
6	QUICK REFERENCE GUIDE
7	MOXIWORKS SUPPORT
8	MOXIWORKS IN THE SALES CYCLE
9-10	AGENT MOXI PATHWAY TO SUCCESS
11	MOXIPRESENT®
12-15	MOXIIMPRESS®
16-17	MOXIENGAGE®
18	MOXIWEBSITES®
19	SUPPORT
20	ADDITIONAL RESOURCES
21	FEATURE FOCUS FRIDAY
22	TESTIMONIALS
23-24	MOXIWORKS ROADMAP
25+	MONTHLY CBU CALENDAR

WELCOME TO MOXIWORKS®

Dear Coldwell Banker Affiliated Agent,

Welcome to the MoxiWorks Engagement Resource Guide! This guide is designed to help navigate you through all the learning, and resources available to help you and your affiliated agents engage with the MoxiWorks platform. This interactive resource guide is built for easy application and use...just click and go!

MoxiWorks® is among the most popular and powerful agent and consumer experience platforms in the real estate industry. We believe its robust toolbox of product offerings will delight you and your clients, as these offerings integrate effortlessly with our technology and data systems. The MoxiWorks product suite is comprised of easy apps that help connect your services and tools while streamlining your business. The result is a simple, time-saving, integrated solution.

Review this document to become acquainted with everything the MoxiWorks platform has to offer you.



GET TO KNOW MOXIWORKS®

Get to know the MoxiWorks suite of products:

MoxiPresent® is the industry-leading real estate companies market analysis (CMA) tool that enables you to seamlessly guide your clients through the home buying or selling journey. Its MLS integration provides you with all the information you need to truly embrace your role as a trusted consultant in the eyes of your clients while appearing tech-savvy and innovative.

In fact, agents who used MoxiPresent earned \$28K more and were 1.4x more productive¹. To learn more about MoxiPresent [click here](#).

The **MoxiEngage®** CRM tool is specifically designed to fit your unique selling needs. It leverages property data, encourages long-term lead nurturing, drives repeat and referral business, and keeps you on track to reach your sales goals.

Agents who used MoxiEngage earned \$30K more and were 1.5x more productive². To learn more about MoxiEngage, [click here](#).

MoxiWebsites® is an easy-to-use website builder for your sites that makes putting your best foot forward a simple task. Grow your brand, sphere and business with custom, branded websites. To learn more about MoxiWebsites, [click here](#).

MoxiImpress® is a marketing tool built to increase productivity by easily marketing your listings and business, reaching more people, building stronger relationships with your prospects and clients, and helping to drive more business.

Agents who used MoxiImpress earned \$36.7K more and were 1.5x more productive³. To learn more about MoxiImpress, [click here](#).

1. Based on average commission amount of active agents with production that performed an action in MoxiPresent between Oct 1st, 2022 and Sept 30th, 2023. Results are not guaranteed.

2. Based on average commission amount of active agents with production that performed an action in MoxiEngage between Oct 1st, 2022 and Sept 30th, 2023. Results are not guaranteed.

3. Based on average commission amount of active agents with production that performed an action in MoxiImpress between Oct 1st, 2022 and Sept 30th, 2023. Results are not guaranteed.

© 2023 Coldwell Banker. All Rights Reserved. Coldwell Banker and the Coldwell Banker logos are trademarks of Coldwell Banker Real Estate LLC. The Coldwell Banker® System is comprised of company owned offices which are owned by a subsidiary of Anywhere Advisors LLC and franchised offices which are independently owned and operated. The Coldwell Banker System fully supports the principles of the Fair Housing Act and the Equal Opportunity Act.

QUICK REFERENCE GUIDE

Our quick reference guide is designed to highlight our core learning opportunities to enhance your skills within the MoxiWorks® platform. Whether you enjoy quick videos, session lead by instructors or actual users sharing best practices we have many options to choose from, utilize the quick reference below or navigate to the additional pages in this guide for more details.

Specific Product Training via Coldwell banker university®

- Specific product training on each product: MoxiPresent®, MoxiImpress®, MoxiEngage®, and MoxiWebsites®. Designed for agents to enhance usage of the specific tool.
- Constant offerings, registration required
- Click here to see [ALL MoxiWorks trainings](#) available on CBU

Feature Focus Friday

- In these concise 30-minute sessions, we zoom in on a specific feature, providing you with the knowledge and skills to help maximize your usage of the MoxiWorks tools.
- Held every Friday at noon ET
- Click here to [register for Feature Focus Friday](#)

Product champions corner

- A chance to hear from your peers on what works to gain engagement. Learn tips, tricks and resources to achieve success through MoxiWorks
- Communications from your company's leadership will highlight upcoming dates & times

Moxiworks support

Agent Support Options – Product Related

- [Contacting Support](#)
- Visit the [MoxiWorks Success Portal](#)
- Submit a Moxi [Support Ticket](#)
- [Schedule a call](#) with MoxiWorks Support
- Use the [Chat Support](#) option

The MoxiWorks customer service team is available for chat or calls Monday-Friday, 6am to 5pm PST.

MoxiWorks Support

Help when you need it

We've partnered with MoxiWorks to better support you. Below are the many ways to get support using the MoxiWorks® product suite. Visit support.moxiworks.com to get started.



Explore the MoxiWorks Success Portal

- support.moxiworks.com is the support hub for the MoxiWorks platform
- Enjoy self-service, helpful resources to get questions answered quickly
- Find simple steps, product-specific guides, “hot tips,” FAQs and more
- Also accessible via the “Help” button within each product



Chat with an Autobot or Start a Live Chat

- Use the “Help” button located in the bottom-right of the Success Portal page (also available on every MoxiWorks product platform)
- If these don't answer your question, you'll be directed to a live chat with a MoxiWorks representative who will be happy to assist you
- Chat autobot is available 24/7; live chat is available M-F from 9am ET to 8pm ET



Additional Support

- [Schedule a call with MoxiWorks](#)
- [Create a Support Ticket](#)
- [Support Hub](#)

MAXIMIZE MOXIWORKS® IN THE SALES CYCLE

The real estate sales cycle is a process that many, if not all leads follow as they progress from lead generation all the way through to a post-closing, referral-generating client. Each stage has a number of different activities that are conducted during that period. MoxiWorks can support you at each stage of the sales cycle, creating a dynamic and powerful experience during a transaction.



YOUR AGENT MOXI PATHWAY TO SUCCESS

- **Ensure your agent MLS Id & Name of MLS are entered in Dash** (your office admin can make this edit).
- **Your online profile/bio.** When is the last time you updated this? Tell your story. Writer's block? Try using AI with [Microsoft Copilot](#) to make it sound awesome. Get with your office admin to make sure your profile/bio is added to Dash.
- **Know the Moxi Support options & USE THEM.** Moxi offers chat & live virtual one on one meetings. [Click here to view the Moxi support options.](#)
- **Learn one Moxi product at a time. Start with MoxiWebsites.** Think of this as your digital billboard...offering something of VALUE to the consumer. **Register for LIVE training from our amazing instructors!**
 - [Click here to select a day/time to take Websites 101.](#)
 - [Click here to select a day/time to take Websites 201.](#)
 - MoxiWorks also offers a [recorded webinar MoxiWebsites | Getting Started.](#)
- **And for a Complete Guide to your MoxiWebsite** [check out this step by step Power Point presentation.](#)
- **Next focus on Present.** Impress your potential client, Buyer or Seller with dynamic presentations!
 - [Click here to select a day/time to take Present 101.](#)
 - [Click here to select a day/time to take Present 201.](#)
 - [Click here to view some Buyer Bundle Assets included in MoxiPresent.](#)

YOUR AGENT MOXI PATHWAY TO SUCCESS

- **Next learn Impress.** You want to be able to repurpose the Impress marketing assets in your MoxiPresent presentations. This is the easiest of products. And when you start Impress make sure to choose your default marketing kit. [Here is a Look Book to assist you with this.](#)
 - [Click here to select a day/time to take Impress.](#)
- **Utilize the Moxi Engagement Guide to assist you.**
- **Lastly master Engage.** This is the beast of all Moxi products because it contains several things you can “engage” in:
 - Client Management
 - Subscribe a person or group to Neighborhood News
 - Subscribe a person or group to Listing Alerts
 - Set a person or group to receive a campaign or e-blast
 - Create property searches for contacts Favs & Saves
 - Task lists to keep organized during your transaction
 - Stay on track to reach your GCI goal for the year
 - [Click here to select a day/time to take Engage 101.](#)
 - [Click here to select a day/time to take Engage 201.](#)
 - [Click here to view some Buyer Bundle Assets included in MoxiEngage.](#)

MOXIPRESENT®

MoxiPresent is the industry-leading real estate comparative market analysis (CMA) tool that enables agents to seamlessly guide their clients through the home buying or selling journey. Its MLS integration provides agents with all the information they need to truly embrace their role as a trusted consultant in the eyes of their clients while appearing tech-savvy and innovative.

Numerous presentations are available for you. Listing/Seller presentations complete with your CMA, buyer tours, buyers' guides, recruiting presentations or get creative and create your own! Below are the resources to help you engage with this amazing tool!

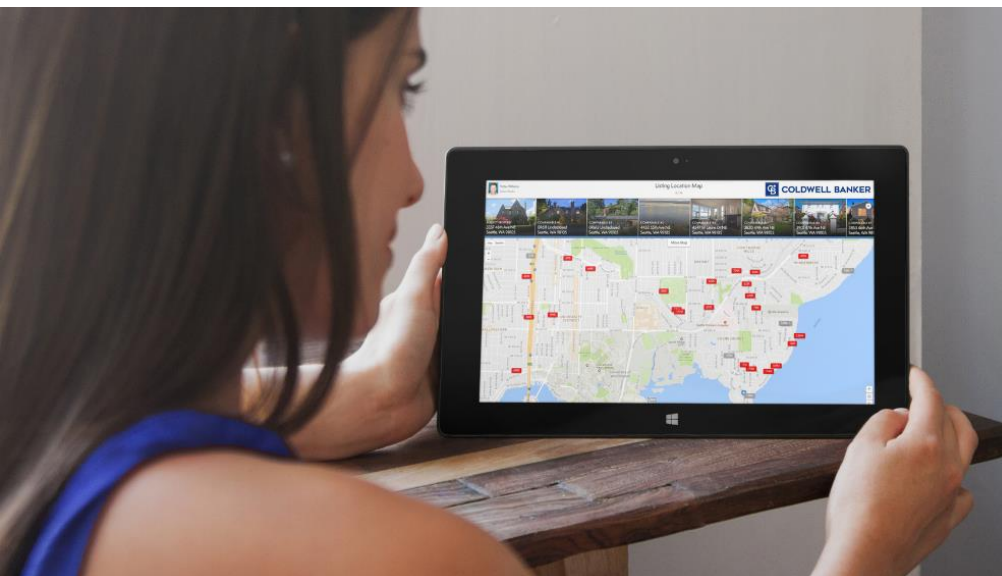
MoxiPresent For Agents

- Ongoing Instructor-Led virtual MoxiPresent classes for Agents
★ [Click here](#) to register for live training! ★
- MoxiPresent Success Portal provided MoxiWorks. [Click Here](#) to access resources

Additional Resources for MoxiPresent

- [Starting a new presentation](#)
- [Creating and sending a buyer tour](#)
- [Creating a seller presentation](#)
- [Searching for comparables](#)
- [Adding pages from your library](#)
- [Creating a custom page](#)
- [Adding Zillow reviews to a presentation](#)
- [Embedding a Google map](#)
- [Adding video to your presentation](#)
- [Adding iFrame content to a custom page](#)
- [How to create a template](#)
- [Agent Teams: Adding and removing team members](#)

[Click here](#) to view the
Buyer Bundle Lookbook for
assets available in MoxiPresent!



MOXIIMPRESS®

The MoxiImpress suite makes marketing simple. These marketing tools engage agents to increase productivity by easily marketing their listings and their businesses, reaching more people, building stronger relationships with their prospects & clients and driving more business.

Each new listing receives a marketing email from MoxiWorks with all your marketing assets ready-made such as flyers, social post, video slide show, digital postcard, property website, eblast and more. All you must do, is take those ready-made assets and share them. Below are resources to help you engage with this marketing tool:

MoxiImpress For Agents

- Instructor-Led virtual MoxiImpress classes for agents

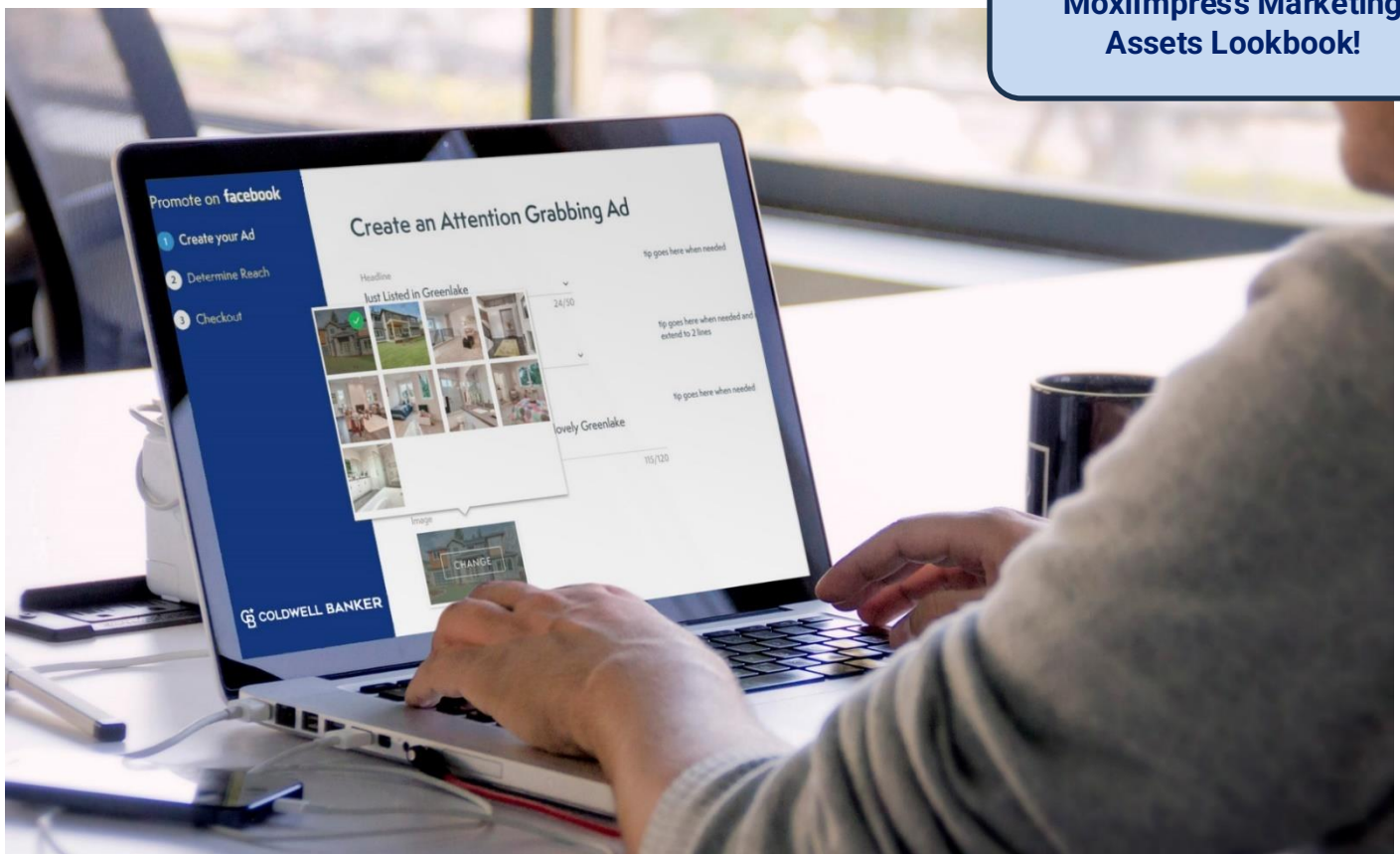
★ [Click here](#) to register for live training! ★

- MoxiImpress Success Portal provided by MoxiWorks
 - [Click Here](#) to access the resources.

Additional Resources

- [Overview and Initial Setup](#)
- [Create multiple projects from one listing](#)

[Click here](#) to view the
**MoxiImpress Marketing
Assets Lookbook!**

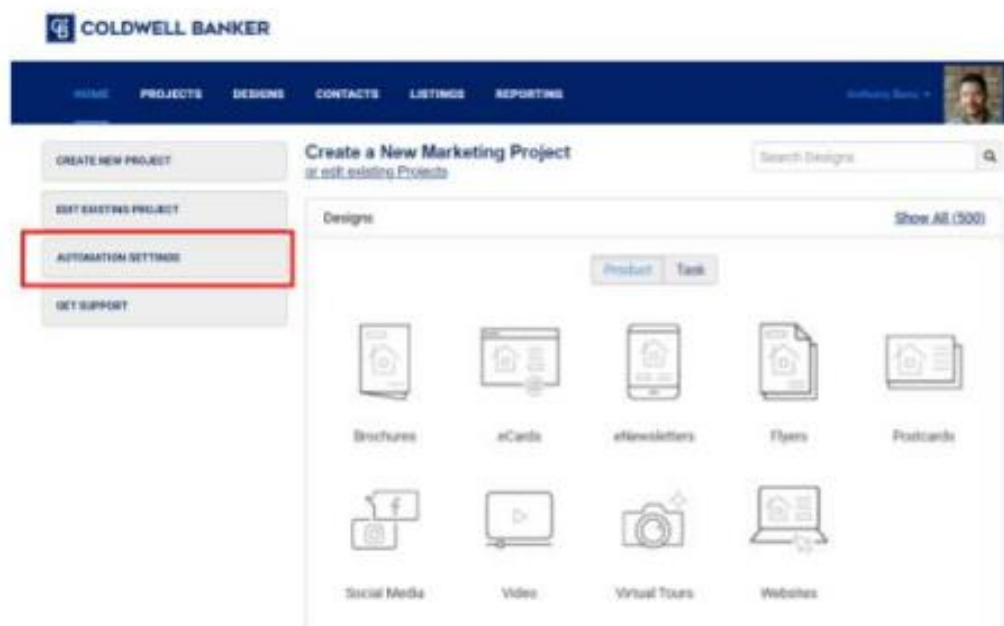


Choosing your Default Marketing Package for Moxilmpress®

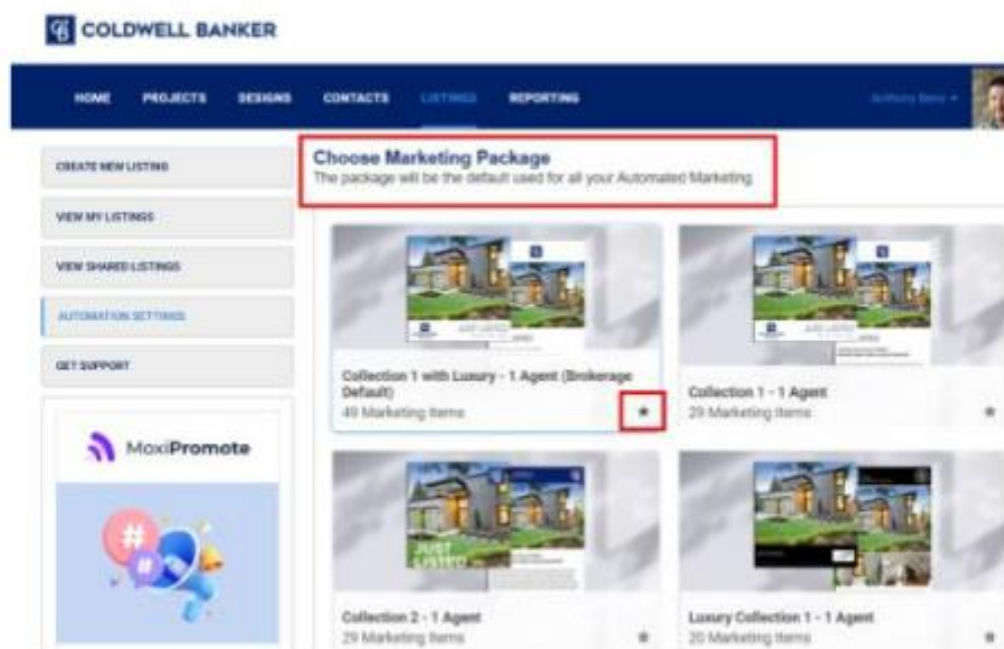
Moxilmpress marketing automation creates a marketing package for your listing and sends you an email. With Agent Choice Automation Settings you select which available marketing package will be created and sent to you.

To select your Marketing Package:

1. From the Moxilmpress home screen, select *Automation Settings*



2. Select the star next to the Marketing Package you wish to use



Note: Selecting the thumbnail will open a list displaying all included marketing projects for the selected package. And the new package will not impact any current listings but will apply to the next new listing.

Example of Moxilmpress email you receive once listing is active on MLS.


----- Forwarded message -----

From: **Coldwell Banker Seaside Marketing** <eMarketing@coldwellbanker.com>

Date: Fri, Aug 23, 2024 at 1:34 PM

Subject: Your "Just Listed" marketing package for 405 Wallace Street

To: <dave@cbseaside.com>




COLDWELL BANKER

Congratulations, Dave!


on your listing at 405 Wallace Street
- courtesy of Coldwell Banker Seaside Realty

Promote your listing and build your brand with three easy steps. In five minutes you'll be on the path to success!




Social Media Post

SHARE ON SOCIAL



Jumbo Postcard 3 photo - 1 Just Listed - Single Agent

PREVIEW



Paid Social Ad

RUN AN AD



Email - 3 photo Blue header - Just Listed

[PREVIEW](#)



Social Media Post -
Blue header no
address - Just Listed

[PREVIEW](#)



Just Listed
Postcard 5
Just Listed -
Postcard 5

[PREVIEW](#)



Flyer - 5 Photo White
header - Just Listed -
Single Agent

[PREVIEW](#)



8.5 x 11 Bi-Fold
Listing Brochure 2
(Horizontal Fold)

[PREVIEW](#)



Email - 1 photo Blue
header - Just Listed

[PREVIEW](#)



Single Property Website

Single Property Website
Option 1

[PREVIEW](#)



Virtual Tour option 1

[PREVIEW](#) | [IDX](#)



Branded Video - 10
photo option 2

[Log in to share](#)

There's more you can do in the Marketing Center

[GO TO MARKETING CENTER](#)

Frequently Asked Questions

[How to create a new project](#)

[How to replace a single image in a project](#)

[How to create multiple projects from one listing](#)

Looking for something else? Explore the MoxiWorks [Help Center](#)

We want to hear about your day-to-day business needs
to inform Moxilmpress updates. [Book a Research Video Call](#)

MOXIENGAGE®

The MoxiEngage CRM tool is specifically designed to fit your unique selling needs. It leverages property data, encourages long term lead nurturing, drives repeat, and referral business & helps keep you on track to reach your sales goals. MoxiEngage offers you contact management, automated email marketing & campaigns, neighborhood news, goal setting, MLS integration, task recommendations & coaching along with a Manager dashboard.

MoxiEngage For Agents

- Ongoing Instructor-Led virtual Weekly MoxiEngage class for agents

★ [Click here](#) to register for live training! ★

- MoxiEngage Success Portal- [Click Here](#) to access resources

Additional Resources

- [Email Sync Overview](#)
- [Email Sync- Supported Emails](#)
- [Neighborhood News](#) is the monthly market email drip campaign you can set and forget.
- [Neighborhood News Overview](#)
- [Getting Started: Overview Setup](#)
- [Getting Started: My Contacts](#)
- [Getting Started: Email Campaign Touchpoints](#)
- [Getting Started: Sales Flow Transactions](#)
- [Adding/Importing/Exporting Contacts](#)
- [Managing Contacts](#)
- [Editing a Contact](#)
- [Saved Searches](#)
- [Creating a Property Search For a Contact](#)
- [Subscribe Contacts to Listing Announcements](#)
- [Viewing Your Clients' Favs Property Comments](#)
- [Creating Emails and Campaigns](#)
- [Campaigns & Touchpoints](#)
- [Campaigns](#)
- [Touchpoints](#)
- [Learn More: Sales Flow & Transactions](#)
- [Calendar Tasks & Task Plans](#)
- [GCI Goals](#)

[Click here](#) to view the
Buyer Bundle Lookbook for
assets available in MoxiEngage!



Move Meter Local Look Campaign

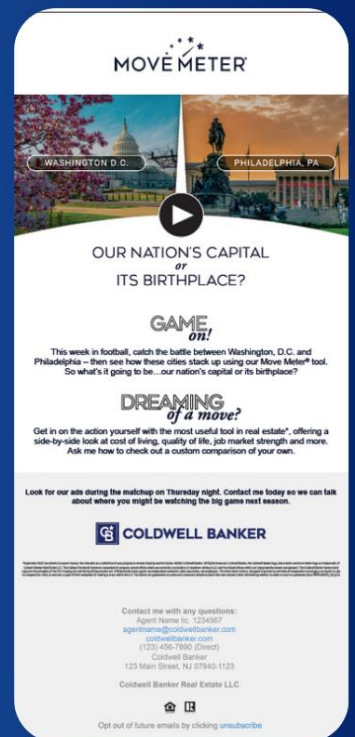
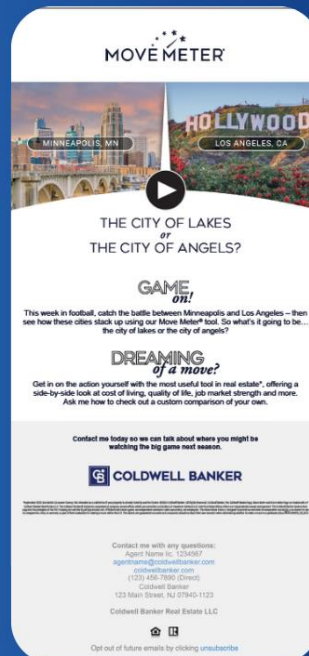
This year's campaign approach centers around city love, with ads featuring head-to-head match ups of some of the most iconic cities in America. Focused on the qualities that make each place unique, the ads encourage viewers to utilize the Coldwell Banker Move Meter tool to dream and compare key selling points between cities, such as cost and quality of living.

This campaign is an awesome opportunity to allow Coldwell Banker agents and offices to become top of mind for the 2025 spring selling season. To prepare, review our [Move Meter 'Local Look' Activation Guide](#) for links to customizable templates and idea starters.

[Click here](#) to view the
Move Meter Campaign Activation Guide
with these MoxiEngage assets

SINGLE EMAIL TEMPLATES + DRIP CAMPAIGN ON MOXIENGAGE

- 17 individual email templates - one for each Thursday Night Football game airing on Prime Video
- Each email features the weekly Move Meter Local Look video
- Also available as a drip campaign for a set-it-and-forget-it approach
- Each email can be customized to feature a CTA to your personal website, and even your own custom Move Meter Local Look video



MOXIWEBSITES®

MoxiWebsites is an easy-to-use website builder for agent & company sites that makes putting your best foot forward a simple task. The internet is now your prospects' go-to source to begin their home search and find the brokerage and agent to partner with for their journey. That makes it essential that you have a strong online presence that can be leveraged to communicate your value to prospects and spread brand awareness throughout your markets.

MoxiWebsites For Agents

- Ongoing Instructor-Led virtual MoxiWebsites classes for agents
★ [Click here](#) to register for live training! ★
- MoxiWebsites Success Portal provided by MoxiWorks. [Click Here](#) to access
- [Click Here](#) for a comprehensive MoxiWebsites Guide for agents
- Is working on your website, not your cup of tea? Then INVEST in your business and let the Design Concierge team do the work! They are offering semi-custom MoxiWebsite builds for agents with a cost of \$650.
 - [Design Concierge Websites Guide](#)
 - [Complete portfolio of Design Concierge creations](#)

[Click here](#) for a complete walk thru guide for MoxiWebsites

How to Boost SEO On Your MoxiWebsite

You've worked hard to get creative and leave your mark on your personalized MoxiWebsite. Now you need to work on getting the world to see it out in Google.

- [Click Here](#) for a complete MoxiWebsite SEO playbook
- [Click Here](#) for information on Meta tags
- [Click Here](#) to learn how to add widgets, plug-ins, or external codes
- [Click Here](#) to learn more about the Yoast Plugin

Additional Resources

- [Click Here](#) to learn about connecting your custom domain
- [Click Here](#) on Making Your Website Visible to the Public
- [Click Here](#) to learn How to Make your Website Secure with an SSL Certificate
- [Click Here](#) add **The Move Meter** and **CB Estimate** modules to your account to include on your MoxiWebsite.
- [Click Here](#) to learn how to de-duplicate your listings. Duplication of listings can happen when one company uses multiple MLS associations. Sometimes the same property will be listed in two or more MLSs. If you see multiple listings for the same property in your MoxiWorks account like on a Neighborhood News report or on your website, the cause is likely duplication.
- [Click Here](#) for step-by-step instructions on how to manually add testimonials & reviews to your Website

SUPPORT

Support on the MoxiWorks platform

MoxiWorks Customer Service Team is available for chat and calls Monday-Friday 6am to 5pm PST.

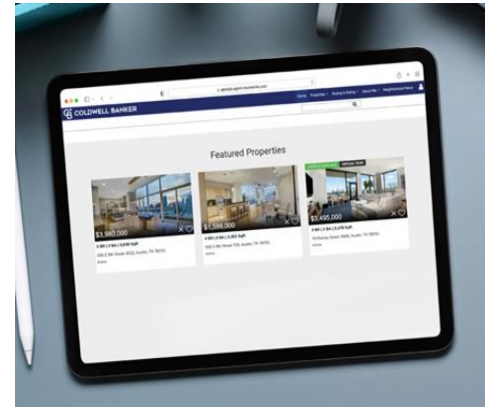
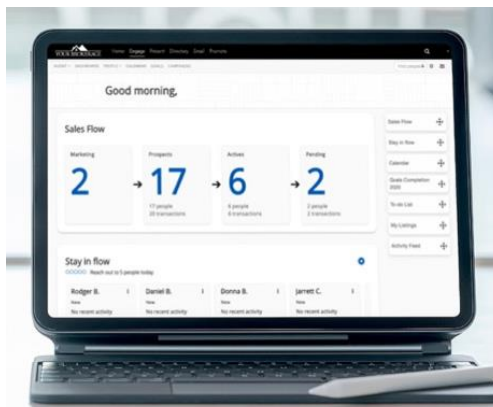
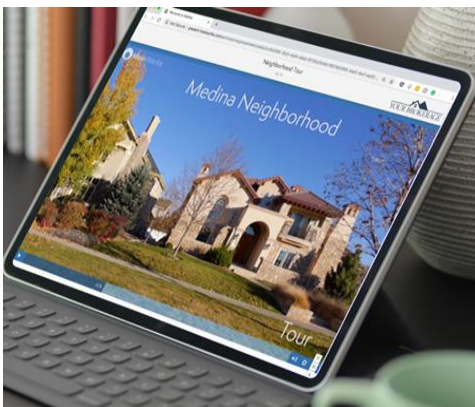
Check out the comprehensive website [Support.MoxiWorks.com](https://support.moxiworks.com)

Helpful Tips

- [Click Here](#) to use Auto Bot for chat within [Support.Moxiworks.com](https://support.moxiworks.com) (this is a great resource to ask questions)
- [Click Here](#) to schedule a MoxiWorks Support Call
- [Click Here](#) to create a Support Ticket to report issues
- [Loom Sign-up](#): Sometimes it's easier to explain what you mean through spoken word and a video! You can create a screen recording through an online product such as Loom and attach it or link it as a submission to this ticket. This makes our team's job way easier! It only takes a few minutes to set up, and can save hours in the long run! Plus it's free! (Note that we do not provide support for Loom or other such products).

To learn what issues you should bring to Moxi vs the CB Help Desk [Click Here](#).

[Click here](#) for a complete walk thru guide for MoxiWebsites



ADDITIONAL RESOURCES

- [Getting Started with MoxiWorks: Top Things to Know](#)
- [Ultimate MoxiWebsites Guide for Leadership, Staff & Agents](#)
- Add: Move Meter & CB Estimate widgets can now be embedded onto your Moxi or personal website. Choose any of the following ways to showcase these tools:
 - Customizable webpage templates are available on MoxiWebsites.
 - Static modules can be found in the MoxiWebsite Module Library & added to an existing MoxiWebsite webpage, which can then be linked to your Move Meter or CB Estimate webpage.
 - You or a web developer can use embed codes to place these widgets on an existing MoxiWebsites webpage or a non-MoxiWebsite.
 - [Click Here](#) for complete instructions, for each of these options.
- [Click Here](#) for a complete MoxiWebsite SEO playbook



FEATURE FOCUS FRIDAY

Are you eager to elevate your skills with the MoxiWorks® platform? Dive deep into the functionalities that matter most to you with the Feature Focus Friday sessions! In these concise 30-minute sessions, we zoom in on a specific feature, providing you with the knowledge and skills to help maximize your usage of the MoxiWorks tools.

Why Attend?

- Focused Learning: Each session concentrates on a specific feature, ensuring in-depth understanding.
- Practical Application: Gain hands-on insights for immediate implementation in your real-world scenarios.
- Time-Efficient: In just 30 minutes, master a feature and enhance your overall experience with the MoxiWorks tools.

Don't miss the opportunity to amplify your skills with the MoxiWorks tools. Join us every Friday at 9am PT/ 12pm ET for Feature Focus and take your skills to new heights!

[Click here to register](#)



TESTIMONIALS

"I LOVE MOXI! THE WEBSITE BUILDER IS INCREDIBLY USER-FRIENDLY. I HAVE USED COMPETITORS FOR OTHER BUSINESS SITES IN THE PAST, AND NONE ARE AS EASY TO NAVIGATE AS MOXI! I WOULD RECOMMEND THIS PLATFORM TO ANYONE WITH THE OPPORTUNITY TO USE IT."

COLDWELL BANKER TRADITIONS
WILLIAMSBURG VA

"MOXIPRESENT HAS SUCH AMAZING FLEXIBILITY AND USER FRIENDLY! MAKES MY LIFE MUCH EASIER,"

COLDWELL BANKER HIGH COUNTRY REALTY
BLUE RIDGE, GA

"VERY HANDS ON AND EMPOWERING PLATFORM!"

COLDWELL BANKER REALTY
NORTHERN CALIFORNIA

"MOXIWORKS BASICALLY DOES EVERYTHING FOR ME!"

COLDWELL BANKER REALTY
UTAH

"MOXIPRESENT IS ONE OF THE BEST PRODUCTS OUT THERE...PERIOD!"

COLDWELL BANKER GRASS ROOTS REALTY
GRASS VALLEY, CA

"GREAT PROFESSIONAL PRESENTATION WITH MOXIPRESENT, AND VERY EASY TO USE AND TO CUSTOMIZE. WE'VE GOTTEN TERRIFIC FEEDBACK FROM SELLERS ON THE CMA PACKAGE!"

COLDWELL BANKER REALTY
UTAH

"USER FRIENDLY AND HELPFUL WITH SETTING UP BLOGS AND SO MUCH MORE!"

COLDWELL BANKER PROFESSIONALS
MICHIGAN

AGENT MOXIWORKS ROAD MAP TO SUCCESS

1 MAKE THE MOST OF MOXIWORKS THROUGHOUT THE SALES CYCLE

An introductory overview of all products within the MoxiWorks® Suite.

[Register for class](#)

[Dashboard in CBU](#)

1

2

MOXIWEBSITES®

Easy-to-use customizable website builder for your agent website.

MoxiWebsites 101: Setting up your Website

MoxiWebsites 201: Customizing your Website

[Register for class](#)

[Dashboard in CBU](#)

3

MOXIENGAGE®

Client Relationship Management (CRM), automated email marketing, goal setting, and tasks help to keep you on track to reach your sales goals.

MoxiEngage 101: Maximize your SOI

MoxiEngage 201: Email Marketing

[Register for class](#)

[Dashboard in CBU](#)

4

MOXIPRESENT®

Sleek, professional Buyer & Seller presentations and CMAs integrated with the MLS.

MoxiPresent 101: Getting Started

MoxiPresent 201: Customizing Presentations

[Register for class](#)

[Dashboard in CBU](#)

5

MOXIIMPRESS®

Self-service, brand-compliant marketing templates.

Moxilmpress 101

[Register for class](#)

[Dashboard in CBU](#)

COLDWELL BANKER UNIVERSITY®

Your go-to, dynamic learning resource that's accessible anytime, anywhere, with the tools to help you develop your professional skills and grow your business.

[CBU Dashboard](#)

[Learning Library](#)

[Training Calendar](#)

AGENT MOXIWORKS ROAD MAP TO SUCCESS

ONLINE PRESENCE

- Activation Setup
- Website Feature/Controls Overview
- Basic Search Engine Optimization
- Initial Personalization
- Feature your Bio

MOXIWEBSITES 101

[Register for class](#)

CUSTOMIZING YOUR WEBSITE

- Add Videos
- Create/Feature Property Lists
- Create Testimonial Page
- Add Custom Pages

MOXIWEBSITES 201

[Register for class](#)

APPOINTMENT PREP

- Review Presentation Types
- Create Seller/CMA Presentation
- Customize Provided Templates

MOXIPRESENT 101

[Register for class](#)

CUSTOMIZE PRESENTATIONS

- Create Custom Content/Pages
 - Add Videos, Images, Text, Websites
- Create your own Templates

MOXIPRESENT 201

[Register for class](#)

ORGANIZE/CREATE/GROUP CONTACTS

- Initial Email Synchronization
- Agent Dashboard Deep-Dive
- Add or Import Contacts/Groups
- Categorize Contacts for Sales Flow
- Neighborhood News Subscriptions
- Listing Announcements Subscriptions

MOXIENGAGE 101

[Register for class](#)

CREATE/ACTIVATE AUTOMATED EMAIL DRIP CAMPAIGNS

- MoxiEngage Library Tour
- Customize & Activate Campaigns
- Create & Send Email Blasts
- Create Favs & Saves Listing Alerts

MOXIENGAGE 201

[Register for class](#)

MAXIMIZE EXPOSURE FOR LISTINGS

- Utilize Automated Marketing Features
- Create/Edit Individual Marketing Pieces
- Create multi-asset Marketing Kit
- Utilize Distribution & Tracking Features

MOXIIMPRESS 101

[Register for class](#)

APRIL 2025

PROFESSIONAL DEVELOPMENT CLASS SCHEDULE



COLDWELL BANKER UNIVERSITY®
CBU.COM

APRIL 2025 - PRODUCT SCHEDULE

ALL CLASSES ARE SUBJECT TO CHANGE. TO VIEW THE MOST UP TO DATE SCHEDULE GO TO THE [EVENTS CALENDAR AT CBU.COM](https://www.cbu.com/events).

APR
01

MoxiPresent 101 | 11:00 AM (ET)
MoxiWorks Toolkit for Agents | 1:00 PM (ET)
MoxiWebsites 101 | 3:30 PM (ET)

APR
02

MoxiWebsites 201 | 11:30 AM (ET)
MoxiEngage 201 | 1:00 PM (ET)
MoxiPresent 101 | 4:00 PM (ET)

APR
03

MoxiEngage 101 | 11:00 AM (ET)
MoxiPresent 201 | 1:00 PM (ET)
MoxiWebsites 201 | 3:30 PM (ET)

APR
04

Feature Focus Friday | 12:00 PM (ET)

APR
07

MoxiEngage 201 | 11:30 AM (ET)
MoxiPresent 101 | 1:00 PM (ET)

APR
08

MoxiImpress 101 | 11:30 AM (ET)
MoxiWebsites 101 | 1:00 PM (ET)
MoxiEngage 101 | 4:00 PM (ET)

APR
09

MoxiWebsites 101 | 11:00 AM (ET)
MoxiPresent 201 | 1:00 PM (ET)
MoxiEngage 201 | 4:00 PM (ET)

APR
10

MoxiEngage 201 | 11:30 AM (ET)
MoxiPresent 101 | 1:00 PM (ET)

APR
11

Feature Focus Friday | 12:00 PM (ET)

APR
14

MoxiEngage 101 | 11:00 AM (ET)
MoxiWebsites 101 | 2:00 PM (ET)

APR
15

MoxiWebsites 101 | 11:00 AM (ET)
MoxiPresent 101 | 1:00 PM (ET)
MoxiWebsites 201 | 4:00 PM (ET)

APR
16

MoxiEngage 201 | 11:00 AM (ET)
MoxiPresent 201 | 1:00 PM (ET)

APR
17

MoxiWorks Toolkit for Agents | 11:00 AM (ET)
MoxiEngage 101 | 2:00 PM (ET)
MoxiPresent 101 | 3:30 PM (ET)

APR
18

Feature Focus Friday | 12:00 PM (ET)

APR
21

MoxiEngage 201 | 11:30 AM (ET)
MoxiPresent 101 | 1:00 PM (ET)

APRIL 2025 - PRODUCT SCHEDULE

ALL CLASSES ARE SUBJECT TO CHANGE. TO VIEW THE MOST UP TO DATE SCHEDULE GO TO THE [EVENTS CALENDAR AT CBU.COM](https://www.cbu.com/events).

ALL CLASSES ARE SUBJECT TO CHANGE. TO VIEW THE MOST UP TO DATE SCHEDULE GO TO THE [EVENTS CALENDAR AT CBU.COM](https://www.cbu.com/events).

APR
23

MoxiPresent 101 | 11:30 AM (ET)

MoxiEngage 101 | 1:00 PM (ET)

MoxiImpress | 3:00 PM (ET)

APR
24

MoxiWebsites 201 | 11:30 AM (ET)

MoxiWebsites 101 | 3:00 PM (ET)

APR
25

Feature Focus Friday | 12:00 PM (ET)

APR
28

MoxiPresent 101 | 1:00 PM (ET)

MoxiWebsites 101 | 3:00 PM (ET)

APR
29

MoxiEngage 101 | 11:30 AM (ET)

MoxiWebsites 201 | 1:00 PM (ET)

MoxiWorks Toolkit for Agents | 3:30 PM (ET)

APR
30

MoxiWebsites 101 | 11:00 AM (ET)

MoxiEngage 201 | 1:00 PM (ET)

MoxiWebsites 201 | 3:00 PM (ET)



PRODUCT COURSE INDEX

Feature Focus Friday

Are you eager to elevate your skills with the MoxiWorks® platform? Dive deep into the functionalities that matter most to you with the Feature Focus Friday sessions! In these concise 30-minute sessions, we zoom in on a specific feature, providing you with the knowledge and skills to help maximize your usage of the MoxiWorks® tools.

MoxiEngage 101: Maximize Your SOI

MoxiEngage 101 is the first in a series of courses that are designed to teach you how to receive the most benefit from this powerful CRM. This introductory course showcases an overview of the agent dashboard with its sales cycle driven process, demonstrates how to connect your email to setup your MoxiEngage account and offers important information for managing your database of contacts.

MoxiEngage 201: Email Marketing

MoxiEngage 201 is the second in the MoxiEngage series. This session demonstrates how to set up email marketing campaigns, such as holiday drip campaigns and others, send eCards and connect your contacts with property updates called? Favs and Saves?

MoxiImpress

MoxiImpress is a powerful marketing platform that uses automation to instantly create a comprehensive marketing package for listings. This course provides a platform tour, demonstrates how to edit marketing packages, create new listings, and distribute the marketing via multiple channels. This course is appropriate for agents and employees alike.

MoxiPresent 101: Getting Started

MoxiPresent 101 is the first in a series of two classes and is designed to help users navigate the tool and introduces the presentation setup wizard. Attendees will see a demonstration of how to use a provided template to create a Listing Presentation with embedded CMA and learn how to share presentations through multiple channels.

MoxiPresent 201: Customizing Presentations

MoxiPresent 201 is an advanced course that demonstrates how to create custom content and custom presentation templates to take your presentations to the next level. Note: it is highly recommended that users take MoxiPresent 101 prior to attending this class.

MoxiWebsites 101: Setting Up Your Website

MoxiWebsites 101 is the first in a series of two classes and is designed to assist users in getting their website up and running! This class will teach how to setup your new website and take it live, understand the admin panel, manage website navigation, update your profile and secure your website to publish it with search engines.

MoxiWebsites 201

MoxiWebsites 201 is an advanced course that teaches users how to customization techniques for their website, including adding video, property lists, custom searches, and testimonials. Note: it is highly recommended that users take MoxiWebsites 101 prior to attending this class.

MoxiWorks Throughout The Sales Cycle

MoxiWorks Toolkit for Agents is a virtual instructor led course that provides an introductory overview of all products within the MoxiWorks Suite, discussing features within each product that may help agents generate leads, market to their sphere of influence, share new listings, customize presentations and manage transactions during the escrow period.



COLDWELL BANKER