

The JST logo is rendered in a bold, italicized, bright green font. It is positioned in the upper left quadrant of the page. The background of the entire page is a dark, abstract pattern of glowing blue and purple light trails, resembling a complex network or a microscopic view of a material's surface.

# ***JST***

Insulation Displacement Connectors  
Wire-to-Board Type


### XSR connector

0.6mm pitch

[Type]  
IDC style  
IDC style, Disconnectable type

[Current rating]  
0.2A

[Voltage rating]  
30V



This is the world's smallest 0.6mm pitch ID connector for discrete wires. This wire-to-board miniaturised connector has a mounting height of 1.45mm and depth of 3.0mm.

### SUR connector

0.8mm pitch

[Type]  
IDC style, Compact type,  
Low-profile type  
Disconnectable type

[Current rating]  
0.5A (AWG#32)  
0.2A (AWG#36)

[Voltage rating]  
30V



The world's first 0.8mm pitch wire-to-board insulation displacement connector. \*Although this shrouded header has locking features for its mating receptacle, there are no holes in the header shroud that would adversely effect vacuum gripping equipment.

### ASR connector

1mm pitch

[Type]  
IDC style, Top entry, Wire  
side-feed type  
Disconnectable type

[Current rating]  
0.7A

[Voltage rating]  
50V



\*Ultra-compact\* Twin U-slot ID section \*Header is designed for vacuum pick and place robotics


### CS connector

1mm pitch

[Type]  
IDC style, Disconnectable type  
IDC style, With secure locking  
device

[Current rating]  
CSR, CS/1.8A (AWG#27)  
CSH, CS/1.8A (AWG#26)

[Voltage rating]  
50V



Secure locking structure Realization of multi-circuits by low insertion force Countermeasure for unexpected prying insertion


### CSR connector

1mm pitch

[Type]  
IDC style, Disconnectable type

[Current rating]  
CSR, CS/1.8A (AWG#27)

[Voltage rating]  
50V



This is a 1.0mm pitch insulation displacement connector with the secure locking structure to prevent coming off the connector and incomplete mating. 1.8A in rated current was realized by using AWG#27. The various wide usage can be provided, since multi-IDC-harnesses by automatic IDC machine, crimping type, and header for wire to wire connection are available.

### SR/SZ connector

1mm pitch

[Type]  
IDC style, Compact type  
Disconnectable type

[Current rating]  
0.7A

[Voltage rating]  
50V



\*Compact design\* Although this shrouded header has locking features for its mating receptacle, there are no holes in the header shroud that would adversely effect vacuum gripping equipment. \*Twin U-slot ID section\* The same shrouded header can be used for the SH crimp style connector.

## SSR connector

1mm pitch

[Type]  
IDC style, Compact type,  
Low-profile type  
Disconnectable type

[Current rating]  
0.5A

[Voltage rating]  
50V



\*Compact design\* Although this shrouded header has locking features for its mating receptacle, there are no holes in the header shroud that would adversely effect vacuum gripping equipment.\*Twin U-slot ID section


## GX/GXW connector

1.25mm pitch

[Type]  
IDC style, Compact type

[Current rating]  
2A(AWG26)

[Voltage rating]  
50V



- ENarrow pitch (1.25 mm) compatible with AWG # 26 (UL10272/11079)
- ESurface mount type that promotes automation without suction tape
- ELow insertion force type is adopted focusing on workability
- EThis connector has the lever type friction lock to prevent in complete insertion by click feeling when inserting.

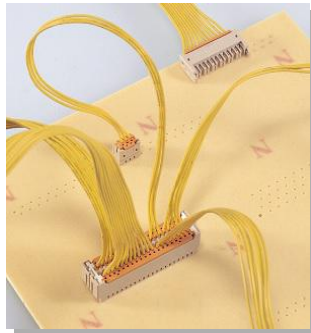
## CZ/CZW connector

1.5mm pitch

[Type]  
Disconnectable type  
IDC style, Space saving  
mountable

[Current rating]  
2A (AWG#26)

[Voltage rating]  
100V



1.5 mm pitch insulation displacement type CZ connector, holder for making that socket connector in dual-row, and the variety of header for them can support rationalization of manufacturing the complicated harnesses and high density of mounting on PCB.


## CZF connector

1.5mm pitch

[Type]  
Disconnectable type

[Current rating]  
2A (AWG#26)

[Voltage rating]  
100V



The SMT top entry type headers that can be mated with the 1.5mm pitch CZ connector socket are on the lineup.


## ZR connector

1.5mm pitch

[Type]  
IDC style, Compact type  
Disconnectable type

[Current rating]  
0.7A (AWG#28)

[Voltage rating]  
50V



This is a 1.5 mm pitch IDC connector for wire-to-board applications with a mounting height of 5.5 mm and a thickness of 3.5 mm, giving a compact and space-saving advantage when using the top entry type. The ZR connector offers a unique synergy with the twin U-slot contact design of the IDC socket, the three-point grip feature and the optimally designed wire strain relief. Moreover, the fully shrouded header ensures a secure and durable connection while reducing the risk of stress and misalignment. This connector system is not only compact, but offers a highly reliable solution to your interconnect requirements.


## CK connector

2mm pitch

[Type]  
Disconnectable type  
IDC style, Low-profile type

[Current rating]  
2A (AWG#26)

[Voltage rating]  
100V



Multi-harness of CK connector(2.0mm) and CZ connector(1.5mm) combination has been realized.

## CR connector

2mm pitch

[Type]  
IDC style, Low-profile type  
Disconnectable type

[Current rating]  
1.0A

[Voltage rating]  
100V



2.0 mm pitch IDC type CR connector enables to terminate with UL 1007 wire used for internal wiring of equipment specified in the Japan Electrical Appliance and Material Safety Law. This connector has a low-profile design with a mounting height of 6.9 mm and a thickness of 4.8 mm (in case of top entry type).


## DR connector

2mm pitch

[Type]  
IDC style, Space saving  
mountable  
Disconnectable type

[Current rating]  
1.0A (AWG#26)

[Voltage rating]  
100V



With a mounting height of 5.0 mm and a thickness of 4.8 mm (top entry type), it is the industry-leading space-saving 2.0 mm pitch mating type wire-to-board connector.

## KR connector

2mm pitch

[Type]  
IDC style, Low-profile type  
Disconnectable type

[Current rating]  
1.0A (AWG#26)

[Voltage rating]  
100V



\*Folded beam double-leaf contact construction\* Twin U-slot ID section\* The same shrouded header can be used for the CR/KRD insulation displacement connectors or the PH crimp style connector.


## KRD connector

2mm pitch

[Type]  
IDC style, Daisy chain  
connection  
Disconnectable type

[Current rating]  
1.0A (AWG#26)

[Voltage rating]  
100V



The KRD connector allows 'daisy chain connections' or 'through connections'. With these simple connections, many signals can be bussed to many different PC boards.\* Twin U-slot ID section\* Fully shrouded header\* The same shrouded header can be used for the CR/KR insulation displacement connectors of the PH crimp style connectors.


## KRW connector

2mm pitch

[Type]  
IDC style, Double-row  
Disconnectable type

[Current rating]  
1.0A (AWG#26)

[Voltage rating]  
100V



The KRW connector allows dual-row wire-to-board connection using either the KR or PHN connectors.\* Multi-IDC-harnesses are possible.\* Various types of connectors. In addition to the KRW, KR, PHN and TR connectors, there are other 2.0mm pitch connectors available such as the KRD, CR, DA, DD and DS ranges.

## PAF connector

2mm pitch

[Type]  
IDC style, With secure locking  
device  
Disconnectable type

[Current rating]  
1A (AWG#26)

[Voltage rating]  
100V



This is the first versatile insulation displacement connector with secure locking device for consumer appliance in the industry. It is one of the 2.0 mm pitch PA family connectors with secure locking device. The header is shared with the PA connector, and also mates with the wire-to-wire PAL connector.


### HR connector (IDC type)

2.5mm pitch

[Type]  
IDC style, Thin type  
Disconnectable type

[Current rating]  
2A (AWG#24)

[Voltage rating]  
250V



This thin type 2.5 mm pitch connector is an IDC style for PC boards. It is developed by integrating the technologies of crimp style connectors such as EH and PH, and IDC style connectors such as NR, DR, and DB. The In-line method that the wire extraction direction is perpendicular to the board provides high-density wiring.


### NR connector

2.5mm pitch

[Type]  
IDC style, Top entry, Wire  
side-feed type  
Disconnectable type

[Current rating]  
2A (AWG#24)

[Voltage rating]  
250V



\*Twin U-slot ID section\*The same shrouded header can be used for the XH crimp style connector, the NRD and the BR insulation displacement connectors, and the JQ board-to-board connector.


### NRD connector

2.5mm pitch

[Type]  
IDC style, Daisy chain  
connection  
Disconnectable type

[Current rating]  
2A (AWG#24)

[Voltage rating]  
250V



The NRD connector allows 'daisy chain connections' or 'through connections'. With these simple connections, many signals can be bussed to many different PC boards.\*Twin U-slot ID section\*Fully shrouded header\*The same shrouded header can be used for the XH crimp style connector, the NR and the BR insulation displacement connectors, and the JQ board-to-board connector.


### XAF connector

2.5mm pitch

[Type]  
IDC style, With secure locking  
device  
Disconnectable type

[Current rating]  
3A (AWG#22)

[Voltage rating]  
150V



XAF connector is an insulation displacement socket connector which is compatible with the existing XA connector crimp housing (plug housing). The dipping type, SMT type, and high box type headers or the receptacle housings used for wire-to-wire connection can be prepared as the mated counterpart of XAF connector, and the wide range of connection style can be provided depending on the application.


### VR connector

3.96mm pitch

[Type]  
IDC style, Top entry, Wire  
side-feed type  
Disconnectable type

[Current rating]  
7A (AWG#18)

[Voltage rating]  
250V



The VR series is a 3.96 mm pitch wire-to-board connector for 7 A rated power supply circuits. Furthermore, it can accommodate AWG #18 wire, which is rare for an IDC connector.