


A SCOOP OF STORIES





BE OUR GUEST

Luke 14:15-24



There once was a man who planned a special dinner for his friends. They were happy to come. But on the day of the dinner, things changed!



The first friend said, "I cannot come. I just bought land."



The second friend said, "I cannot come. I just bought cows."



The third friend said, "I cannot come. I got married."

When you come to a star or a heart in the story, sing the words to the tune of "Skip to My Lou."



Chorus:

Friend, friend, come to eat.
Friend, friend, come to eat.
Friend, friend, come to eat.
Come to eat God's banquet.



Verse:

Find one friend, then find two,
Three, four, five, more friends too.
Bring them in from far and wide.
Come to eat God's banquet.

The man sent his helper to find more people to come to the dinner. The helper invited people who were poor, people who could not walk, and people who could not see.



There was still room.
So the man sent his helper out to find more people.



The helper went to the town and the country. He found more and more people until the man's house was full! They all ate together!



Feasting with Friends



Draw pictures of your favorite foods on the plate. In the box at the bottom, draw pictures of the friends and family you want to invite to your special dinner!





JESUS AND THE GIANT PICNIC

John 6:1–14

Key



Jesus




People



Boy



Bread



Fish



was teaching **5,000**



asked,

“Where will we get



to feed all these



?”

Andrew said, “Here is a



with a lunch. He has **five**



and **two**



. But that will not be enough for **5,000**



.”



thanked God for the **five**



and **two**



. He gave

the food to the **5,000**



. They all ate until they were full!

There were even **12** baskets of leftover



Enough for All



The boy shared his lunch. Jesus used it to feed a large crowd. And there were 12 baskets of food left over! Circle the picture that is different in each row.



GUESS WHO'S COMING FOR DINNER

Luke 19:1–10

1

Waiting in Jericho
up in a tree,
Zacchaeus, Zacchaeus,
What did you see?

2

I saw Jesus walking
with people all around.
I was too short to see him
if I stayed on the ground.

3

And then he came closer.
He was passing my way.
Jesus said, "I am coming
to your house today."

4

You ate then with Jesus.
He called you by name,
Zacchaeus, Zacchaeus,
Did your life stay the same?

5

Oh, now I have changed
'cause of God's loving care.
I live now like Jesus!
I choose to love and share.



Zacchaeus, Come Down!

Start



Finish



Help Zacchaeus find his way down the tree to see Jesus. Use a crayon to follow the maze from Start to Finish.





A SUPPER TO REMEMBER

Luke 22:13–20; John 13:1–20


It's time for supper, find a seat.
Pass the bread, it's time to eat.

Jesus stands up. I wonder why?
Gets a basin of water, a towel to dry.


Jesus kneels down. What will he do?
Wash each friend's feet! Yes, it's true!

Then Peter says, "No! This is not right.
You? Wash my feet?" This is a strange night.

Jesus says, "Yes! You see what I do,
I am your teacher. Now *do* what I do."



Kind Helpers



Look at each picture. Color the happy face if the children in the picture are being kind helpers. Color the sad face if the children are not being kind. What could those children do differently?





BREAKFAST ON THE BEACH

John 21:1–17



The disciples cast their nets all night.

(Pretend to throw a net.)

But the fish weren't there; they were out of sight.

(Shake your head no.)

The disciples saw Jesus on the beach.

(Shade eyes with your hand.)

"Cast your nets again," Jesus preached.

(Cup your hands around your mouth like a megaphone.)

The disciples cast their nets out wide.

(Pretend to throw a net.)

With so many fish they couldn't pull the nets inside.

(With the palms of your hands together, move them back and forth like a fish.)

So they dragged the nets onto the beach.

(Pretend to pull a heavy object.)

With Jesus, the disciples had a feast.

(Pretend to eat.)

Jesus asked, "Peter, do you love me true?"

(Make a shrugging motion.)

Three times Peter said, "You know I do."


(Use fingers to make a heart shape.)

Jesus said, "Then feed my sheep."

(Pretend to feed an animal.)

This was a promise that Peter would keep.


(Shake your head yes.)



Fish Match




























Draw lines to connect
each fish on the left
with the matching fish
shape on the right.



Bible Memory Bread Bingo

Play Bible Memory Bread Bingo. These are words that Jesus said to his friends. Play alone or with a friend. Each friend will use his or her own booklet. Your teacher will show you one of the pictures and words on the page. Put a small item like a paper clip, coin, or slip of paper on one of the matching pictures on the board. Everyone can place a marker on Jesus to start. Play until someone gets five in a row.

B R E A D

 I	 am	 the	 bread	 of
 life.	 I	 am	 the	 bread
 of	 life.		 I	 am
 the	 bread	 of	 life.	 I
 am	 the	 bread	 of	 life.

Jesus said, "I am the bread of life." —John 6:35a NRSV



BE OUR GUEST

Today at VBS, we heard a story that Jesus told. Someone planned a big party, but the invited guests made excuses and did not come. So the host invited more and more people—people who were usually left out or forgotten. From far and wide, the host kept bringing in more people until the house was full. Read the whole story in Luke 14:15–24.



We are all invited to come to God's table. There is room for everyone! Gather around your table as a family to do the activities on the back of this card: **Snack, Serve, Play, and Pray.**



JESUS AND THE GIANT PICNIC

Today at VBS, we heard about a young boy who shared his lunch with Jesus. Jesus used that small lunch to feed an entire crowd of 5,000 people! There were even 12 baskets of leftovers. There was more than enough for everyone! Read the whole story in John 6:1–14.

We are all invited to come to God's table. There is room for everyone! Gather around your table as a family to do the activities on the back of this card: **Snack, Serve, Play, and Pray.**



GUESS WHO'S COMING FOR DINNER

Today at VBS, we learned about a tax collector named Zacchaeus. People did not like Zacchaeus because he cheated them. After meeting Jesus, Zacchaeus made a big change. He paid people back four times more than what he had taken! Read the whole story in Luke 19:1–10.

We are all invited to come to God's table. There is room for everyone! Gather around your table as a family to do the activities on the back of this card: **Snack, Serve, Play, and Pray.**



A SUPPER TO REMEMBER

Today at VBS, we learned about a special dinner Jesus had with his friends. He shared bread and a cup with them and said, "Do this to remember me." We still do this to remember him every time we go to Mass. Then he washed their feet. This showed his friends how to love and serve others. "I am your teacher," he said. "Follow my example!" Read the whole story in Luke 22:13–20 and John 13:1–20.



We are all invited to come to God's table. There is room for everyone! Gather around your table as a family to do the activities on the back of this card: **Snack, Serve, Play, and Pray.**



Create a “loaves and fishes” snack with bread and fish-shaped crackers. Offer thanks to God for the snack and enjoy.



Choose a toy to place in the donation bag or box you created on Day 1. If you don’t have a donation, choose a day on which you can volunteer as a family.



Count the story! Find **five** items that can be the **five** loaves of bread. Find **two** items that can be the **two** fish. Find **12** baskets or containers to be the **12** baskets of leftovers. Now act out the story from John 6:1–14.



Thank you, God, that you care about all our needs. When we have more than enough, help us to share. When we are in need, show us who can help. Amen.



Fill the cups of a muffin tin with snack foods, such as fruits, vegetables, cereal, crackers, and pretzels. Put dipping sauces like vegetable dip or yogurt in some of the cups. Who could you invite to have a snack or meal with your family this week?



Find a local food pantry or shelter that accepts donations. Choose one nonperishable food item and place it in a bag or box to donate at the end of the week.



Act out the story from Luke 14:15–24. Use simple costumes and props.



Thank you, God, that you welcome and love all people. Help us to love as you love. Amen.



Enjoy a snack of French bread and grape juice. Break off pieces of bread and pass them to each other, as Jesus did with his disciples. Talk about how they did this same ritual at the Last Supper, which has become our Eucharist. Offer God a prayer of thanks and enjoy.



Choose a nonperishable food item to place in the donation bag or box from Day 1. If you don’t have a donation, choose a day on which you can volunteer as a family.



Wash each other’s hands or feet in a basin of warm water! Talk about other ways you can show that you love each other.



God, help us to follow Jesus’ example. Show us how to love and serve our friends and family. Amen.



Make a tree-shaped snack. Use a large pretzel rod or banana for the trunk, pretzel sticks for the branches, and fruits, vegetables, and cheese for leaves. Offer thanks to God and enjoy.



Choose a clothing item to place in the donation bag you created on Day 1. If you don’t have a donation, choose a day on which you can volunteer as a family.



Gather four cups and one coin. Place the coin under one cup and mix them up. Have family members try and guess which cup the coin is under. Remember that Zacchaeus gave back four times what he had taken from others!



Thank you, God, that you always love us! You will welcome and love us no matter what we do! Help us to do the same for other people. Amen.

"Come to the Table" Game



Play alone or with a friend(s). Place game markers (colorful paper clips, stones, small toys or blocks) on Start. Flip a coin to see how many spaces to move. If the coin lands on heads, move forward 2 spaces; tails, move forward 1 space. Play until all players reach God's table. Everyone is welcome!

START




END



A Scoop of Stories is for children age 4 and age 5. *Come to the Table VBS* is published by The Pastoral Center • <https://pastoral.center> • [GrowingUpCatholicVBS.com](https://growingupcatholicvbs.com) • 844-727-8672 • support@pastoral.center • *Come to the Table* credits: Joan L. Daggett, project director. *A Scoop of Stories* credits: Lynelle Mellady, writer; Ann Naffziger, Colleen Smith, Paul Canavese, Chrissie Walls, Joan L. Daggett, and Rachel Nussbaum Eby, editors; Reuben Graham, senior designer; Gabhor Utomo, Kate Cosgrove, Len Epstein, and Sherry Neidigh, illustrators. Photos not otherwise credited are from Getty Images.

Portions of this work copyright © 2023 The Pastoral Center • Adapted and reprinted with permission from *Come to the Table* © 2021 Shine Curriculum, Harrisonburg, VA 22803. All rights reserved. • No part of this publication may be reproduced, stored in a retrieval system, or transmitted in any form or by any means, electronic, mechanical, photocopying, recording, or otherwise, without the prior permission of the copyright owners except as granted in the product licensing. Printed in the United States of America.



VBS is over now, but you can continue to *Come to the Table*! You're welcome to Mass every Sunday. And consider how you can share the experience with others. Every month, invite someone new to join you at Mass or another parish event. Reach out to extended family members, neighbors, classmates, co-workers, or other friends.



It's donation day! Take your donation bag to the food pantry or shelter you chose on Day 1. Ask to take a tour of the facility if appropriate, or simply ask questions to learn more about the work the people at the facility do. Thank them for caring for the community.



Invite new people in your workplace, school, or neighborhood to eat with you or deliver a snack or meal to someone who can't get out of the house easily. Look for ways to share what you have with others.



Have family members hold the edges of a sheet to represent a net. Place a ball in the middle to represent a fish. Raise and lower the sheet, attempting to move the ball without dropping it on the ground! Remember the great catch of fish that the disciples had in John 21.



God, thank you that everyone is welcome at your table. Remind us to share our love with others, as you share your love with us. Amen.



THIS BOOKLET BELONGS TO:
