



PATHFINDER®

2026



¹Feature availability varies by vehicle model year, model, trim level, packaging and options. ²Driver-assist and safety features have limitations which affect how they function in certain situations. The driver must never rely exclusively on any vehicle feature to warn about, prevent, or lessen the severity of a collision. It is the driver's responsibility to always be in control, monitor the surroundings, and safely operate the vehicle. Read your vehicle's Owner's Manual for further information. ³Cargo shown for display purposes only. Cargo and load capacity limited by weight and distribution. Always secure cargo. Heavy loading of the vehicle with cargo, especially on the roof, will affect the handling and stability of the vehicle. ⁴See [NissanUSA.com/connect/legal](https://www.nissanusa.com/connect/legal) for more NissanConnect features/services information. ⁵Extra cost option. ⁶Do not perform slide forward function with the Child Restraint System occupied. ⁷Do not ride in a moving vehicle when the seatback is reclined. For the most effective protection, the seat should be upright. See Owner's Manual for safety information. ⁸Up to 6,000 lbs. towing for 2026 Pathfinder.® Towing capacity varies by configuration. See Nissan Towing Guide and Owner's Manual for additional information. Always secure cargo. ⁹Towing capacity varies by configuration. See Nissan Towing Guide and Owner's Manual for additional information. Always secure cargo. ¹⁰Driving is serious business and requires your full attention. If you have to use the connected device while driving, exercise extreme caution at all times so full attention may be given to vehicle operation. ¹¹Information displayed in image is dependent on how vehicle is equipped. Driving is serious business and requires your full attention. If you have to use the feature while driving, exercise extreme caution at all times so full attention may be given to vehicle operation. ¹²Never program while driving. GPS mapping may not be detailed in all areas or reflect current road status. ¹³Information displayed is dependent on how vehicle is equipped. Do not use for extended periods of time. See Owner's Manual for important safety information. ¹⁴Virtual composite 360° view. ¹⁵Remote Engine Start System to be used only in accordance with laws or rules in effect in your vehicle's location. ¹⁶Driving is serious business and requires your full attention. Do not operate any devices connected to the power outlets while driving. ¹⁷Air bags are only a supplemental restraint system. Always wear your seat belt. Rear-facing child restraints should not be placed in the front-passenger's seat. All children 12 and under should ride in the rear seat properly secured in child restraints, booster seats, or seat belts according to their size. Air bags will only inflate in certain accidents. See Owner's Manual for safety information. ¹⁸Horsepower varies by trim level and use of fuel grade. Contact dealer for details. ¹⁹Inspired by ballistic nylon. ²⁰Traffic Sign Recognition may not detect and read all traffic signs in all conditions. Driver should monitor all traffic signs and obey all traffic laws. See Owner's Manual for details. ²¹120-volt power outlet is intended only for use with compatible items. Please check specifications of wattage and amperage of items to be plugged in to determine compatibility. ²²For complete limited warranty details, see your Nissan dealer and read the vehicle's Warranty Information Booklet. ²³Accessories shown on vehicle are not genuine Nissan parts/accessories. Not warranted by Nissan. Refer to product manufacturer for warranty details. Nissan limited warranty does not cover damages or failures to the vehicle caused by improper installation or alterations of any accessory or component. Contact your dealer for details. ²⁴Genuine Nissan Accessory Roof Rail Crossbars have a maximum weight limit of 165 lbs. ²⁵Dual Camera Drive Recorder to be used only in accordance with any laws or rules in effect in your vehicle's location that may apply to audio or video recordings of drivers and passengers. ²⁶Only front kick plates illuminate. ²⁷**Nissan vehicle with "SiriusXM with 360L" capability:** SiriusXM with 360L trial period is included with the purchase or lease of a new Nissan vehicle if: (i) vehicle is equipped with SiriusXM with 360L capability and (ii) vehicle is purchased or leased from new Nissan dealer stock. Trial period begins on the purchase or lease date of the qualifying new Nissan vehicle. SiriusXM with 360L is owned and operated by SiriusXM, use of SiriusXM account and its services and features are subject to the SiriusXM Customer Agreement and Privacy Policy available at [siriusxm.com](https://www.siriusxm.com), and are not within Nissan's control. Should SiriusXM terminate, change, or restrict service or features, service or features may be suspended or terminated without notice or with no liability to Nissan or its partners or agents. Nissan and its partners or agents are also not responsible for associated costs or other third party changes that may be required for continued operation due to cellular network unavailability, restriction, or termination (including equipment replacements/upgrades, if available, or roaming charges on alternative networks). Trial period is subject to change or early termination at any time without notice. SiriusXM and related logos are trademarks of Sirius XM Radio Inc. and its respective subsidiaries. **SiriusXM and SiriusXM with 360L Trial Subscription:** Service will automatically stop at the end of your trial subscription period unless you decide to continue service. Trial is non-transferable. If you do not wish to enjoy your trial, you can cancel by calling the number below. All SiriusXM services require a subscription, each sold separately by SiriusXM after the trial period. Service subject to the SiriusXM Customer Agreement and Privacy Policy, visit [siriusxm.com](https://www.siriusxm.com) for complete terms and how to cancel which includes online methods or calling 1-866-635-2349. Some services and features are subject to device capabilities and location availability. Satellite service not available in AK & HI. Certain features and/or content may not be available in vehicles with SiriusXM with 360L unless an active data connection is enabled in the vehicle. Content varies by SiriusXM subscription package. All fees, content and features are subject to change. ²⁸Tire Pressure Monitoring System is not a substitute for regular tire pressure checks. See Owner's Manual for safety information. ²⁹Vehicle must be on for the Easy-Fill Tire Alert to operate. ³⁰2026 EPA Fuel Economy Estimates. 21 City MPG / 27 Highway MPG / 23 Combined MPG for Pathfinder® SV, SL, and Platinum 2WD. 21 City MPG / 26 Highway MPG / 23 Combined MPG for Pathfinder SV and SL 4WD. 20 City MPG / 23 Highway MPG / 21 Combined MPG for Pathfinder Rock Creek® 4WD. 20 City MPG / 25 Highway MPG / 22 Combined MPG for Pathfinder Platinum 4WD. Actual mileage may vary with driving conditions. Use for comparison only. ³¹Roadside assistance coverage period varies by model year and model. Includes Trip Interruption benefits. For complete information concerning warranty coverage, conditions and exclusions, see your Nissan dealer and read your vehicle's Warranty Information Booklet. ³²Premium Package available with bench seating or captain's chairs for Rock Creek and SL trims. Apple CarPlay® is a registered trademark of Apple, Inc. Bluetooth® word mark and logos are owned by Bluetooth SIG, Inc., and any use of such marks by Nissan is under license. Bose® is a registered trademark of The Bose Corporation. Google, Android, Android Auto, and other marks are trademarks of Google LLC. Compatible Android phone and compatible active data plan required. Wireless use of Android Auto requires a compatible Android 11.0+ phone and compatible active data plan. Check [g.co/androidauto/requirements](https://www.google.com/androidauto/requirements) for compatibility. HomeLink® is a registered trademark of Gentex Corporation. SiriusXM is a registered trademark of Sirius XM Radio Inc. Yakima® is a registered trademark of Yakima Products, Inc. This brochure is intended for general descriptive and informational purposes only. It is subject to change and does not constitute an offer, representation or warranty (express or implied) by Nissan North America, Inc. Interested parties should confirm the accuracy of any information in this brochure as it relates to a vehicle directly with Nissan North America, Inc., before relying on it to make a purchase decision. Nissan North America, Inc., reserves the right to make changes, at any time, without prior notice, in prices, colors, materials, equipment, specifications, and models and to discontinue models or equipment. Due to continuous product development and other pre- and post-production factors, actual vehicle, materials and specifications may vary from this brochure. Some vehicles shown with optional equipment. See the actual vehicle for complete accuracy. Availability and delivery times for particular models or equipment may vary. Specifications, options and accessories may differ in Hawaii, U.S. territories and other countries. For additional information on availability, options or accessories, see your Nissan dealer or contact Nissan North America, Inc. At [NissanUSA.com](https://www.nissanusa.com), you'll find virtual product demonstrations, a way to "build your own Nissan," a dealer locator, and more information about key Nissan support services. Or if you'd prefer, call **1-800-NISSAN-3** for answers to specific questions about Pathfinder® or any other Nissan vehicle. The Nissan names, logos, product names, feature names, and slogans are trademarks owned by or licensed to Nissan Motor Co. Ltd. and/or its North American subsidiaries. Other trademarks and trade names are those of their respective owners. **Always wear your seat belt, and please drive responsibly.** ©2025 Nissan North America, Inc. All rights reserved. *26 Pathfinder.® 26122282-N-3/26-571K-KSL

Ruggedly refined

With its ruggedly designed exterior and the Intelligent 4x4 system,^{1,2} Pathfinder® looks tough because it is. With soft, leather-appointed seating¹ for up to eight, plenty of cargo room,³ and premium tech that empowers every journey,⁴ the only thing you'll want more of is time to enjoy the drive. So go on. Get out there.



Nissan Pathfinder® Rock Creek® shown in Boulder Gray Pearl / Super Black Two-tone⁵



Trail tough, lounge ready

The Pathfinder® interior was crafted to feel like a sanctuary after a long day on the trail. With three rows, seating for up to eight, and available heated and ventilated front seats, settling in is just as satisfying as heading out.

Panoramic Moonroof¹ | Tri-Zone Temperature Control | Heated Outboard 2nd-row Seats¹ | Heated Steering Wheel¹

Nissan Pathfinder® Platinum 4WD shown in Chestnut Semi-aniline Leather appointments with Quilted Inserts.



Stash, stack, and pack

Under-console storage Keep family-size snacks and must-grab essentials out of sight, but always within reach.

Cargo space With easy-fold second- and third-row seats, Pathfinder® unlocks up to 80.5 cu. ft. of cargo space — giving you plenty of room for your family's biggest plans.³



Every row wins

Premium seating With supple semi-aniline leather appointments and bold quilted stitching, these front seats look as good as they feel — and are built to last for the long haul.¹

2nd-row captain's chairs Personal space, dialed up. Separate, supportive seats mean no more elbow wars — just pure comfort for whoever tags along.¹

EZ FLEX® Seating System featuring LATCH AND GLIDE® Slide, tilt, and go. One-handed access to the third row — even with a car seat in place — makes loading up fast and hassle-free.^{6,7}





V6 9-speed 6,000

Engine

Automatic Transmission with Manual Mode

up to

lbs. Towing Capacity⁸



Standard Nissan Safety Shield[®] 360

Imagine feeling confident in almost any situation. With a suite of six standard Safety Shield 360 technologies, Pathfinder is looking out for you all around. This is peace of mind you can enjoy, mile after mile.²

Automatic Emergency Braking with Pedestrian Detection²

Rear Automatic Braking²

Rear Cross Traffic Alert²

Blind Spot Warning²

Lane Departure Warning²

High Beam Assist



Tow Mode: One of seven Drive and Terrain Modes

Smarter Towing With a driver-selectable Tow Mode, advanced tech, including Trailer Sway Control, and a maximum capability to tow 6,000 lbs., pack in what you need with comfort and confidence.^{1,8,9}

Intelligent 4x4 System Challenging terrain? Pathfinder[®] helps you handle it with seven modes, including Sand, Snow, and Mud/Rut.^{1,2}

ProPILOT Assist

Suddenly, traffic doesn't seem so stressful. ProPILOT Assist can help maintain a preset distance between you and the car ahead, keep you centered in your lane, and help ease the burden of stop-and-go driving so you can drive through traffic with more confidence.²





NissanConnect® Services A suite of connected features — like the Remote Engine Start System and My Car Finder — provides convenience, connectivity, control, and more peace of mind for drivers and passengers.^{1, 4, 15}

Technology is your assistant

Pathfinder® puts advanced technology at your fingertips, making every drive easier and more connected. With standard wireless smartphone integration,¹⁰ NissanConnect® Services,⁴ and vibrant digital displays,^{1, 4, 11} you'll enjoy seamless access to information, entertainment, and navigation wherever you go.¹²

12.3" Digital Dashboard ^{1, 11}	NissanConnect® 12.3" Infotainment System ⁴	Wireless Smartphone Connectivity ¹⁰	Wi-Fi Hotspot ⁴	Bose Premium Audio System with 13 speakers, including dual woofers ¹
--	---	--	----------------------------	---

Clarity in every angle


Head-Up Display Projects key driving information right onto the windshield, so you never have to look away from what's ahead.^{1, 13}

Invisible Hood View Spot obstacles before they become problems with a live, high-resolution look at what's hidden beneath your Pathfinder's front end.^{1, 2}

HD Enhanced Intelligent Around View® Monitor See your surroundings in real time, with a crisp, all-around view, so you can move with certainty and safety.^{1, 2, 14}



CHOOSE YOUR COLOR



Everest White Pearl TriCoat⁵



Gun Metallic




Boulder Gray Pearl⁵



Scarlet Ember Tintcoat⁵



Super Black



Everest White Pearl TriCoat / Super Black Two-tone⁵



Boulder Gray Pearl / Super Black Two-tone⁵



Scarlet Ember Tintcoat / Super Black Two-tone⁵



Baltic Teal Pearl / Super Black Two-tone⁵

SV RC SL PLT

SV RC SL PLT

SV RC SL PLT

SV RC SL PLT

Charcoal Cloth	<input checked="" type="checkbox"/>			
Charcoal Leatherette appointments		<input checked="" type="checkbox"/>		
Charcoal TailorFit [®] appointments			<input checked="" type="checkbox"/>	
Light Gray TailorFit [®] appointments			<input checked="" type="checkbox"/>	
Chestnut Semi-aniline Leather appointments				<input checked="" type="checkbox"/>
Charcoal Semi-aniline Leather appointments				<input checked="" type="checkbox"/>

Charcoal Cloth	<input checked="" type="checkbox"/>			
Charcoal Leatherette appointments		<input checked="" type="checkbox"/>		
Charcoal TailorFit [®] appointments			<input checked="" type="checkbox"/>	
Light Gray TailorFit [®] appointments			<input checked="" type="checkbox"/>	
Chestnut Semi-aniline Leather appointments				<input checked="" type="checkbox"/>
Charcoal Semi-aniline Leather appointments				<input checked="" type="checkbox"/>

Charcoal Cloth				
Charcoal Leatherette appointments				
Charcoal TailorFit [®] appointments				
Light Gray TailorFit [®] appointments				
Chestnut Semi-aniline Leather appointments				<input checked="" type="checkbox"/>
Charcoal Semi-aniline Leather appointments				<input checked="" type="checkbox"/>

Charcoal Cloth	<input checked="" type="checkbox"/>			
Charcoal Leatherette appointments		<input checked="" type="checkbox"/>		
Charcoal TailorFit [®] appointments			<input checked="" type="checkbox"/>	
Light Gray TailorFit [®] appointments			<input checked="" type="checkbox"/>	
Chestnut Semi-aniline Leather appointments				<input checked="" type="checkbox"/>
Charcoal Semi-aniline Leather appointments				<input checked="" type="checkbox"/>

SV RC SL PLT

SV RC SL PLT

SV RC SL PLT

SV RC SL PLT

SV RC SL PLT

Charcoal Cloth	<input checked="" type="checkbox"/>			
Charcoal Leatherette appointments		<input checked="" type="checkbox"/>		
Charcoal TailorFit [®] appointments			<input checked="" type="checkbox"/>	
Light Gray TailorFit [®] appointments			<input checked="" type="checkbox"/>	
Chestnut Semi-aniline Leather appointments				<input checked="" type="checkbox"/>
Charcoal Semi-aniline Leather appointments				<input checked="" type="checkbox"/>

Charcoal Cloth		<input checked="" type="checkbox"/>		
Charcoal Leatherette appointments		<input checked="" type="checkbox"/>		
Charcoal TailorFit [®] appointments			<input checked="" type="checkbox"/>	
Light Gray TailorFit [®] appointments			<input checked="" type="checkbox"/>	
Chestnut Semi-aniline Leather appointments				<input checked="" type="checkbox"/>
Charcoal Semi-aniline Leather appointments				<input checked="" type="checkbox"/>

Charcoal Cloth				
Charcoal Leatherette appointments		<input checked="" type="checkbox"/>		
Charcoal TailorFit [®] appointments			<input checked="" type="checkbox"/>	
Light Gray TailorFit [®] appointments			<input checked="" type="checkbox"/>	
Chestnut Semi-aniline Leather appointments				<input checked="" type="checkbox"/>
Charcoal Semi-aniline Leather appointments				<input checked="" type="checkbox"/>

Charcoal Cloth				
Charcoal Leatherette appointments				
Charcoal TailorFit [®] appointments				
Light Gray TailorFit [®] appointments				
Chestnut Semi-aniline Leather appointments				<input checked="" type="checkbox"/>
Charcoal Semi-aniline Leather appointments				<input checked="" type="checkbox"/>

Charcoal Cloth				
Charcoal Leatherette appointments				
Charcoal TailorFit [®] appointments				
Light Gray TailorFit [®] appointments				
Chestnut Semi-aniline Leather appointments				<input checked="" type="checkbox"/>
Charcoal Semi-aniline Leather appointments				<input checked="" type="checkbox"/>

Standard

Nissan has taken care to ensure that the color swatches presented here are the closest possible representations of actual vehicle colors. Swatches may vary slightly due to the printing process and whether viewed in daylight, fluorescent or incandescent light. Please see the actual colors at your dealer.



Deep Ocean Blue Pearl



Baltic Teal Pearl⁵

SV RC SL PLT

SV RC SL PLT

Charcoal Cloth	<input checked="" type="checkbox"/>			
Charcoal Leatherette appointments				
Charcoal TailorFit [®] appointments			<input checked="" type="checkbox"/>	
Light Gray TailorFit [®] appointments			<input checked="" type="checkbox"/>	
Chestnut Semi-aniline Leather appointments				<input checked="" type="checkbox"/>
Charcoal Semi-aniline Leather appointments				<input checked="" type="checkbox"/>

Charcoal Cloth		<input checked="" type="checkbox"/>		
Charcoal Leatherette appointments		<input checked="" type="checkbox"/>		
Charcoal TailorFit [®] appointments			<input checked="" type="checkbox"/>	
Light Gray TailorFit [®] appointments			<input checked="" type="checkbox"/>	
Chestnut Semi-aniline Leather appointments				<input checked="" type="checkbox"/>
Charcoal Semi-aniline Leather appointments				<input checked="" type="checkbox"/>


CHOOSE YOUR INTERIOR



Charcoal Cloth sv




Charcoal Leatherette appointments Rock Creek[®]



Charcoal TailorFit[®] appointments SL



Light Gray TailorFit[®] appointments SL



Chestnut Semi-aniline Leather appointments Platinum



Charcoal Semi-aniline Leather appointments Platinum

CHOOSE YOUR TRIM LEVEL

SV

3.5-liter V6 engine with 284 hp and 259 lb-ft of torque, Available Intelligent 4x4,² Hill descent control (4WD only), Trailer Sway Control,⁹ Intelligent Forward Collision Warning,² Automatic Emergency Braking with Pedestrian Detection,² Intelligent Lane Intervention,² Intelligent Blind Spot Intervention,² Rear Cross Traffic Alert,² Front and Rear Sonar System,² Rear Automatic Braking,² High Beam Assist, Intelligent Driver Alertness,² ProPILOT Assist,² 18" Dark-painted aluminum-alloy wheels, Intelligent Auto Headlights, LED headlights with LED Daytime Running Lights, Heated outside mirrors, Black roof rails, Power liftgate, Tri-Zone Automatic Temperature Control, Nissan Intelligent Key® with Push Button Ignition and Approach Unlock/Walk Away Lock, Remote Engine Start System¹⁵ with Intelligent Climate Control, 10-way power driver's seat, including 2-way power lumbar, Heated front seats, TailorFit®-wrapped steering wheel, 12-volt DC power outlet,¹⁶ Four cargo tie-down hooks,³ Cargo-area under-floor storage, EZ FLEX® Seating System featuring LATCH AND GLIDE® and 3rd row 60/40-split fold-flat reclining bench seat,^{6,7} 7" Advanced Drive-Assist® Display,¹¹ NissanConnect® 12.3" infotainment system,⁴ NissanConnect® Services powered by SiriusXM® with trial access to 5-year Select and 1-year Premium packages,⁴ Wireless Apple CarPlay® integration,⁴ Wireless Android Auto™ compatibility,⁴ Four USB-C ports,¹⁰ Streaming Audio via Bluetooth,^{8,4} Wi-Fi Hotspot with trial access to 1-year Premium package,⁴ Nissan Advanced Air Bag System¹⁷

KEY AVAILABLE PACKAGE: SV Premium Package



ROCK CREEK® INCLUDES SV EQUIPMENT PLUS:

3.5-liter V6 engine with 295 hp and 270 lb-ft of torque,¹⁸ Standard Intelligent 4x4,² HD Enhanced Intelligent Around View® Monitor,² Tow hitch receiver with 7-pin wiring harness,⁹ Off-road tuned suspension, 18" Black-painted beadlock-style aluminum-alloy wheels with P265/60R18 all-terrain tires, Black tubular roof rack,³ Unique Rock Creek front fascia and grille, Rock Creek black exterior badging, LED fog lights, Power outside mirrors with LED turn signal indicators, Exclusive Rock Creek leatherette-appointed seats with unique centers and Rock Creek badging,¹⁹ Rock Creek contrast stitching

KEY AVAILABLE PACKAGE: Rock Creek Premium Package



SL INCLUDES SV EQUIPMENT PLUS:

HD Enhanced Intelligent Around View® Monitor,² Traffic Sign Recognition,²⁰ 18" Machine-finished aluminum-alloy wheels, Power outside mirrors with LED turn signal indicators, Rear door remote keyless entry, Auto-dimming inside rearview mirror, HomeLink® Universal Transceiver, TailorFit®-appointed seats, Heated steering wheel, 12.3" Digital dashboard with fully digital gauges,¹¹ Five USB-C ports,¹⁰ Wireless charger, Two 12-volt DC power outlets¹⁶

KEY AVAILABLE PACKAGE: SL Premium Package



PLATINUM INCLUDES SL EQUIPMENT PLUS:

20" Machine-finished aluminum-alloy wheels, Motion Activated Liftgate, Panoramic moonroof, Tow hitch receiver with 7-pin wiring harness,⁹ Power folding outside mirrors, Outside mirrors with reverse tilt-down feature, Chrome body side moldings, Power tilt and telescoping steering column, Interior accent lighting, 10-way power front-passenger's seat, including 2-way power lumbar, Memory System — driver's seat, steering wheel, and outside mirrors, Rain-sensing windshield wipers, Semi-aniline leather-appointed seats with quilted inserts, Climate-controlled front seats (heated and ventilated), Heated outboard 2nd-row seats, Rear sunshades, Black Ash open-pore wood-tone interior trim, Stainless steel front kick plates, Head-Up Display,¹³ Bose Premium Audio System with 13 speakers, including dual-driver woofer, 120-volt AC power outlet,²¹ Driver seat-mounted front-center supplemental air bag¹⁷

KEY AVAILABLE PACKAGE: Captain's Chairs Package



CHOOSE YOUR PACKAGE

PREMIUM PACKAGE³² | SV, ROCK CREEK, SL

Panoramic moonroof, Second-row climate controls (standard on SL), Second-row fold-down captain's chairs with tip-up easy entry for third row (Rock Creek and SL only), Second-row removable center console with cup holders (Rock Creek and SL only), Heated steering wheel (standard on SL), Two 12-volt DC power outlets (standard on SL),¹⁶ Wireless charger (standard on SL), Tow hitch receiver with 7-pin wiring harness (standard on Rock Creek)⁹

SL PREMIUM PACKAGE ADDS:

20" Dark-painted aluminum-alloy wheels, Heated outboard 2nd-row seats, Rear sunshades, Bose Premium Audio System with 13 speakers, including dual-driver woofer



CAPTAIN'S CHAIRS PACKAGE | PLATINUM

Second-row fold-down captain's chairs with tip-up easy entry for third row, Second-row removable center console with cup holders

Built for what you call adventure

Every Genuine Nissan Accessory is custom-fit, custom-designed, and durability-tested. Each one is also backed by Nissan's 3-year/36,000-mile (whichever occurs first) limited warranty (if installed by the dealer at the time of new vehicle purchase) and can be financed when installed by the dealer at time of new vehicle purchase.²² Affiliated Yakima® accessories are not warranted by Nissan. Refer to product manufacturer for warranty details. Nissan Limited Warranty does not cover damages or failures to the vehicle caused by improper installation or alterations of any Nissan-affiliated accessory or component. Contact your dealer/retailer for details.²³



For more information and to shop online for Pathfinder® Genuine Nissan Accessories, scan the code.



Front/Left: **Nissan Pathfinder® SL 4WD** shown in Baltic Teal Pearl⁵ with 18" Charcoal Metallic Aluminum-Alloy Wheels, Splash Guards (4-piece set), Black Roof Rail Crossbars,^{3, 24} Side-Window Deflectors, Running Boards, Exterior Ground Lighting w/ Logo, Affiliated: Yakima® JayLow — Kayak Carrier.^{3, 23, 24}





Rear/Right: **Nissan Pathfinder® SL 4WD** shown in Everest White Pearl TriCoat⁵ with 18" Charcoal Metallic Aluminum-Alloy Wheels, Splash Guards (4-piece set), Black Roof Rail Crossbars,^{3, 24} Side-Window Deflectors, Running Boards, Exterior Ground Lighting w/ Logo, Black Rear Bumper Protector, Tow Hitch Receiver, Class III,⁹ Tow Hitch Finisher,⁹ Trailer Tow Harness (7-pin),⁹ Affiliated: Yakima® OffGrid — Cargo Basket,^{3, 23, 24} Affiliated: Yakima® RidgeBack 4 — Hitch Mount Bike Rack.^{3, 23}

CHOOSE YOUR ACCESSORIES

- A. Carpeted Floor Mats and All-Season Floor Mats — High Wall Liners (sold separately)**
Protect the floor and help keep things clean.
- B. Panoramic Illuminated Headliner**
Accent your panoramic moonroof and set the mood with hidden white LEDs.
- C. Illuminated Cargo Scuff Plates**
A bright idea that helps prevent scuffs and scratches while loading cargo.
- D. Tablet Holder**
Let your passengers sit back and enjoy the show.
- E. Black Underfloor Storage Divider**
Keep items in place and in order.
- F. Dual Camera Drive Recorder²⁵**
Keep a recording of your drive — you never know when you'll need it.
- G. Pet Ramp and Dog Harness (sold separately)**
Help transport your furry friends simply and securely.
- H. Illuminated Kick Plates²⁶**
Fewer scuffs and a grand entry every time.

Additional Accessories:

- All-Season Cargo Area Protector
- Pass Thru Lighting
- Removable Tote Cargo Organizer
- Hitch Ball Mount, Class III and Hitch Ball, Class III (sold separately)⁹
- Console Net
- Interior LED Lighting Upgrade
- USB Charging Cable Set¹⁰
- Security Impact Sensor
- Carpeted Cargo Area Protector
- Cargo Blocks/Stabilizers⁵
- Cargo Net
- Seatback Organizer
- Soft Sided Cargo Cooler
- Frameless Auto-Dimming Rearview Mirror w/ HomeLink®
- Rock Creek® All-Season Cargo Area Protector
- Rock Creek All-Season Floor Mats — High Wall Liners (4-piece set)
- Additional Affiliated: Yakima® Accessories²³
- Trash Bin
- Pet Carrier
- And More



SPECIFICATIONS

Engine	SV	RC	SL	PLT
3.5-liter DOHC 24-valve Direct Injection Gasoline (DIG) V6 engine Horsepower — 284 hp @ 6,400 rpm Torque — 259 lb-ft @ 4,800 rpm	■		■	■
3.5-liter DOHC 24-valve Direct Injection Gasoline (DIG) V6 engine Horsepower — 295 hp @ 6,400 rpm ¹⁸ Torque — 270 lb-ft @ 4,800 rpm ¹⁸		■		
Continuously Variable Valve Timing Control System (CVTCS)	■	■	■	■
Idle stop/start	■	■	■	■

Drivetrain	SV	RC	SL	PLT
Front-Wheel Drive (FWD)	■		■	■
Intelligent 4x4 ²	□	■	□	□
9-speed automatic transmission with Manual Mode	■	■	■	■
Electronic shifter with paddle shifters	■	■	■	■
Drive and Terrain switch with five modes	■		■	■
Drive and Terrain Mode dial selector with seven modes (4WD only)	□	■	□	□

Brakes	SV	RC	SL	PLT
Front and rear vented disc brakes	■	■	■	■
4-wheel Anti-lock Braking System (ABS)	■	■	■	■
Electronic Brake force Distribution	■	■	■	■
Brake Assist ²	■	■	■	■
Electronic parking brake	■	■	■	■

Suspension/Steering	SV	RC	SL	PLT
Independent strut front suspension	■	■	■	■
Independent multi-link rear suspension	■	■	■	■
Dual Flow Path® shock absorbers	■	■	■	■
Front and rear stabilizer bars	■	■	■	■
Off-road tuned suspension		■		

Driver Assistance Technologies	SV	RC	SL	PLT
ProPILOT Assist ²	■	■	■	■
Intelligent Forward Collision Warning ²	■	■	■	■
Automatic Emergency Braking with Pedestrian Detection ²	■	■	■	■
Lane Departure Warning ²	■	■	■	■
Intelligent Lane Intervention ²	■	■	■	■
Blind Spot Warning ²	■	■	■	■
Intelligent Blind Spot Intervention ^{*2}	■	■	■	■
Rear Cross Traffic Alert ²	■	■	■	■
HD Enhanced Intelligent Around View® Monitor ²	■	■	■	■
Front and Rear Sonar System ²	■	■	■	■
Rear Automatic Braking ²	■	■	■	■
High Beam Assist	■	■	■	■
Vehicle Dynamic Control (VDC) ² with Traction Control System (TCS)	■	■	■	■
Hill start assist	■	■	■	■
Hill descent control (4WD only)	□	■	□	□
Trailer Sway Control ⁹	■	■	■	■

Driver Assistance Technologies (continued)	SV	RC	SL	PLT
Automatic Brake Hold	■	■	■	■
Intelligent Driver Alertness ²	■	■	■	■
Traffic Sign Recognition ²⁰			■	■

Wheels/Tires	SV	RC	SL	PLT
18" Dark-painted aluminum-alloy wheels	■			
18" Machine-finished aluminum-alloy wheels			■	
18" Black-painted beadlock-style aluminum-alloy wheels		■		
20" Dark-painted aluminum-alloy wheels			P3	
20" Machine-finished aluminum-alloy wheels				■
P255/60R18 All-season tires	■		■	
P265/60R18 All-terrain tires		■		
P255/50R20 All-season tires			P3	■

Exterior Features	SV	RC	SL	PLT
Intelligent Auto Headlights	■	■	■	■
LED headlights with LED Daytime Running Lights	■	■	■	■
LED taillights	■	■	■	■
LED fog lights		■		
Unique Rock Creek® front fascia and grille		■		
Power outside mirrors with LED turn signal indicators		■	■	■
Heated outside mirrors	■	■	■	■
Black roof rails ³		■		
Black tubular roof rack ³				■
Chrome body side moldings				■
Tow hitch receiver with 7-pin wiring harness ⁹	P1	■	P3	■
Power liftgate	■	■	■	■
Motion Activated Liftgate				■
Panoramic moonroof	P1	P2	P3	■
Rock Creek black exterior badging		■		
Rear privacy glass	■	■	■	■

Comfort/Convenience	SV	RC	SL	PLT
Tri-Zone Automatic Temperature Control	■	■	■	■
Second-row climate controls	P1	P2	■	■
Rear sunshades			P3	■
Front door remote keyless entry	■	■	■	■
Rear door remote keyless entry			■	■
Nissan Intelligent Key® with Push Button Ignition and Approach Unlock/Walk Away Lock	■	■	■	■
Remote Engine Start System ¹⁵ with Intelligent Climate Control	■	■	■	■
Power tilt and telescoping steering column				■
Auto-dimming inside rearview mirror			■	■
HomeLink® Universal Transceiver			■	■
Power folding outside mirrors with reverse tilt-down feature				■
Interior accent lighting				■
Rain-sensing windshield wipers				■
Intermittent rear window wiper	■	■	■	■
Two 12-volt DC power outlets ¹⁶	P1	P2	■	■
120-volt AC power outlet ²¹				■

Seating/Appointments	SV	RC	SL	PLT
Four cargo tie-down hooks ³	■	■	■	■
Cargo-area under-floor storage	■	■	■	■
10-way power driver's seat, including 2-way power lumbar	■	■	■	■
10-way power front-passenger's seat, including 2-way power lumbar				■
Memory System — driver's seat, steering wheel, and outside mirrors				■
Second-row fold-down captain's chairs		P2	P3	CC
Second-row removable center console with cup holders		P2	P3	CC
EZ FLEX® Seating System featuring LATCH AND GLIDE® and 3rd-row 60/40-split fold-flat reclining bench seat ^{6,7}	■	■	■	■
Exclusive Rock Creek leatherette-appointed seats with unique centers and Rock Creek badging ¹⁹		■		
TailorFit®-appointed seats			■	
Semi-aniline leather-appointed seats with quilted inserts (1st and 2nd rows)				■
Rock Creek contrast stitching		■		
TailorFit®-wrapped steering wheel	■	■	■	■
Heated front seats	■	■	■	
Climate-controlled front seats (heated and ventilated)				■
Heated outboard 2nd-row seats			P3	■
Heated steering wheel	P1	P2	■	■
Stainless steel front kick plates				■

Infotainment	SV	RC	SL	PLT
7" Advanced Drive-Assist® Display ¹¹	■	■		
12.3" Digital dashboard with fully digital gauges ¹¹			■	■
NissanConnect® 12.3" infotainment system ⁴	■	■	■	■
Head-Up Display ¹³				■
NissanConnect® Services powered by SiriusXM® with trial access to 5-year Select and 1-year Premium packages ⁴	■	■	■	■
Wireless Apple CarPlay® integration ⁴	■	■	■	■
Wireless Android Auto™ compatibility ⁴	■	■	■	■
Wi-Fi Hotspot with trial access to 1-year Premium package ⁴	■	■	■	■
Bose Premium Audio System with 13 speakers, including dual-driver woofer			P3	■
Four USB-C ports ¹⁰	■	■		
Five USB-C ports ¹⁰			■	■
Wireless charger ¹⁰	P1	P2	■	■
Streaming Audio via Bluetooth® ⁴	■	■	■	■
SiriusXM® with 360L with 3-month subscription included ²⁷	■	■	■	■

Safety	SV	RC	SL	PLT
Nissan Advanced Air Bag System with dual-stage supplemental front air bags with seat belt and occupant-classification sensors ¹⁷	■	■	■	■
Seat-mounted side-impact supplemental air bags for front- and rear-seat outboard occupants ¹⁷	■	■	■	■
Driver seat-mounted front-center supplemental air bag ¹⁷				■
Driver and front-passenger supplemental knee air bags ¹⁷	■	■	■	■

Safety (continued)	SV	RC	SL	PLT
Roof-mounted curtain supplemental air bags with rollover sensor for outboard occupant head protection for all rows ¹⁷	■	■	■	■
LATCH System (Lower Anchors and Tethers for Children)	■	■	■	■
Tire Pressure Monitoring System (TPMS) with Easy-Fill Tire Alert ^{28,29}	■	■	■	■

CAPACITIES/WEIGHTS/MPG

Capacities	SV	RC	SL	PLT
Seating capacity				Up to 8
Interior passenger volume without moonroof (cu. ft.)				148.5

Maximum Towing Capacity (Lbs.) ⁸	SV	RC	SL	Platinum
Standard	3,500	6,000	3,500	6,000
Optional	6,000	-	6,000	-

Curb Weights (Lbs.)	SV	RC	SL	Platinum
Base Total	SV	RC	SL	Platinum
2WD (8 passengers)	4,348	-	4,359	4,489
2WD (7 passengers)	-	-	4,475	4,471
4WD (8 passengers)	4,495	4,584	4,506	4,641
4WD (7 passengers)	-	4,612	4,628	4,623

2026 EPA Fuel Economy Estimates ³⁰	SV	RC	SL	Platinum
City/Hwy/Combined mpg (2WD)	21/27/23	-	21/27/23	21/27/23
City/Hwy/Combined mpg (4WD)	21/26/23	20/23/21	21/26/23	20/25/22

NISSAN ROADSIDE ASSISTANCE

Your peace of mind is on us. For 36 months or 36,000 miles, whichever comes first, your new Nissan is covered for the following:³¹

- Flat-tire changes
- Trip Interruption benefits
- Jump starts
- Vehicle lockouts
- Emergency fuel delivery

visit [NissanUSA.com/pathfinder](https://www.nissanusa.com/pathfinder)

PRINTED IN USA



Sign up to get the latest on
Nissan vehicles, news, and events.

<https://www.nissanusa.com/brochures/request-brochure.html>