

**HAPPY.
HELPFUL.
HONEST.**



**SASH + DOOR
HARDWARE**



**CALL NOW ON
01752 651330
sdhardware.co.uk**

REASONS TO BUY FROM SDH.

**HAPPY.
HELPFUL.
HONEST.**



- ✓ **GREAT CUSTOMER SERVICE**
- ✓ **LARGE PRODUCT RANGE**
- ✓ **COMPETITIVE PRICING**
- ✓ **ESTABLISHED BUSINESS**
- ✓ **USER FRIENDLY WEBSITE**
- ✓ **TECHNICAL BACK-UP**
- ✓ **99% OF CALLS PICKED UP WITHIN 3 SECONDS**
- ✓ **PART Q COMPLIANCE TO THE LATEST REGULATIONS WITH NO CHARGES OR HIDDEN FEES**

10 Years of dedication to the timber window and door industry

Since our official launch in 2015, we have been dedicated to supplying the timber window and door industry, with quality hardware at competitive prices, and a commitment to great customer service. After all, we're the only supplier named after the industry we serve.

We continue to work on product innovation and developing our recent Part Q testing to help the industry to which we are truly committed.



2015 - 2025

THINGS TO LOOK OUT FOR.

PART Q COMPLIANCE FREE TO THE JOINERY INDUSTRY

THE **PART Q** BLUEPRINT

THE ANSWER TO ALL THE WINDOW & DOOR INDUSTRY HAS BEEN LOOKING FOR!

NEW

SEE PAGES 6-7

ACCOYA PRE-MACHINED BEADING

NEW

SEE PAGE 22

accoya

CASCAMITE GLUES

NEW

CASCADOL
CASCAMITE
POWDERED RESIN WOOD GLUE
CASCALWIPE

SEE PAGE 141

**COMING SOON
JUNE/JULY 2025**

GU
GRETSCH-UNITAS

**GU SLAM SHUT
DOOR LOCK WITH
NIGHT LATCH**

REASONS TO BUY ONLINE.

- ✓ **VIEW DISCOUNTED
TRADE PRICES ONLINE**
- ✓ **CHERRY PICK FROM
PREVIOUS ORDERS**
- ✓ **VIEW & PAY INVOICES
+ MUCH MORE**

FREE UK CARRIAGE ON ORDERS OVER £150*
£95 FOR ORDERS PLACED ONLINE
(EXCLUDING SASH WEIGHTS)

*CARRIAGE CHARGES MAY ALSO APPLY TO DIRECT DELIVERIES

SDH reserve the right to change the design and specification of any item herein without notice. All measurements are in millimetres unless otherwise stated.

Payments powered by

worldpay

MOST CREDIT CARDS ACCEPTED



**IF YOU HAVEN'T
ALREADY DONE SO,
MAKE SURE YOU
SIGN UP FOR AN
ONLINE TRADE
ACCOUNT LOGIN**

CONTENTS.

THE PART Q BLUEPRINT
PAS 24:2022

6-7

THE
PARTQ
BLUEPRINT

SLIDING SASH

WEIGHTS	09
CORD	10
PULLEYS	10 - 11
QWOOD	12 - 13
STAFF & PARTING BEADS	14
SEALS	14 - 15
BALANCES	16 - 17
FURNITURE	18 - 28



DRAUGHTSEALS

FOAMTEQ	29
DEVENTER	30
SCHLEGEL AQUAMAC	31
THRESHOLDS & KEEPS	32 - 33



GLAZING

QWOOD	34 - 38
ACCOYA BEADING	39
GLAZING TAPES & SILICONE	40 - 41
GLAZING & CAPEX	42



WINDOW HARDWARE

ESPAG WINDOW LOCKS & KEEPS	45 - 47
EXCALIBUR SHOOTBOLT SYSTEM	50 - 51
WINDOW ACCESSORIES	52, 55 & 56
FRICTION HINGES	52 - 55
TILT & TURN	56
VENTILATION	57 - 59
WINDOW FURNITURE	60 - 70
YORKSHIRE SLIDERS	71



DOOR HARDWARE

DOOR CONFIGURATOR	73
FRONT ENTRANCE DOOR LOCKS	74 - 80
FRENCH DOOR LOCKS	81 - 88
LOCKS & LATCHES	89
KEEPS & ACCESSORIES	90 - 91
FLUSH BOLTS & ACCESSORIES	92 - 94
CYLINDERS	95 - 96

DOOR FURNITURE

DOOR HANDLES	98 - 101 & 104
PULL HANDLES	102 - 103
CYLINDER PULLS & ESCUTCHEONS	105 - 106
DOOR KNOBS & KNOCKERS	107 - 109
LETTER PLATES	110 - 112
NUMERALS, BELL PUSHES & ACCESSORIES	112 - 113
DOOR BLANKS	115 - 115

SLIDING & FOLDING HARDWARE

PANO BI-FOLD HARDWARE	116
BRIO WEATHERFOLD 4S	117
CENTOR	118 - 119
HENDERSON SECUREFOLD	120 - 121
BI-FOLD ORDER FORM	122
VISTA PATIO SLIDE	123
INTERNAL FOLDING & SLIDING HARDWARE	124 - 129

GENERAL HARDWARE

HINGES	130 - 137
GATE HARDWARE	138 - 139

CONSUMABLES

FILLERS & GLUES	140 - 141
ADHESIVES, ABRASIVES & FIXINGS	142
HAND TOOLS	143

PLUS MANY MORE PRODUCTS



COMING SOON
JUNE/JULY 2025

GU SLAM SHUT
DOOR LOCK WITH
NIGHT LATCH



TIMBER SERIES SUITED
DOOR FURNITURE



TIMBERSERIES

HENDERSON SECUREFOLD PRO



SOX
STAINLESS STEEL



SOX ATOM HINGES

NEW
CASCAMITE GLUES



THE ANSWER TO PART Q... THE TIMBER WINDOW & DOOR INDUSTRY HAS BEEN LOOKING FOR!

The elephant in the room for Joineries is Part Q, and it's time that something was done about it, for the sake of the industry.

For years Part Q has been a headache for Joiners making windows and doors for new builds and extensions, as there's a lot of misinformation and misunderstanding out there. With the impending implications of Part Q being brought in for the refurbishment market, it's something we believe Joiners desperately need help with. Not a scheme or membership that is there to make a profit.

SD Hardware has played a crucial role in bringing together Accoya wood, ERA, and Midland Joinery Services to ensure compliance with Part Q of the Building Regulations. This is something we're giving away to the joinery industry for **FREE**.

This document provides all the necessary details to ensure compliance with Part Q. Including details from our PAS24 tests, which will serve as the blueprint for achieving compliance.

THE **PART Q** BLUEPRINT

IN COLLABORATION WITH



ERA

accoya

MIDLAND
JOINERY SERVICES LTD.

**SEE BELOW THE
THREE STEPS
TO COMPLIANCE**



Following the Part Q guideline documents

For each type of window and door project, we have a document stating the section details and hardware used during the PAS 24:2022 tests as part of **'The Part Q Blueprint'**. Follow these guidelines to ensure our products comply to Part Q requirements.



Complete a Part Q Blueprint Certificate

A certificate is to be completed for all Part Q jobs providing a job reference number. This number will be used as a reference to link the job to any hardware purchase orders/invoices. If required, you can then show proof that the hardware used is the same as required as part of the blueprint.



Apply stickers to relevant windows or doors

When each job is completed, stickers should be applied to each window and door that is required to comply with Part Q. This provides a visual cue for building inspectors when checking for compliance. A job reference should also be added for ease of administration.

PART Q PAS 24:2022 FOR SASH WINDOWS

The first Sash window tested to,
and passed **PAS 24:2022** in Accoya.

For full details either give us a call or scan
the QR code below to view our guideline
document on manufacturing sash windows
to comply with Part Q.



Scan for
Part Q
Documents



THE
PART Q
BLUEPRINT

PART Q PAS 24:2022 FOR CASEMENT WINDOWS

Our performance casement window tested to,
and passed **PAS 24:2022** in Accoya.

For full details either give us a call or scan
the QR code below to view our guideline
document on manufacturing casement
windows to comply with Part Q.



Scan for
Part Q
Documents



THE
PART Q
BLUEPRINT

PART Q PAS 24:2022 FOR SINGLE DOORS

Our single door tested to, and passed
PAS 24:2022 in Accoya.

For full details either give us a call or scan
the QR code below to view our guideline
document on manufacturing single doors
to comply with Part Q.



Scan for
Part Q
Documents



THE
PART Q
BLUEPRINT

All of our Part Q testing data is being
made available to the Joinery industry
FREE of charge.

We truly believe this is what the industry
needs, and our partnership with Accoya,
ERA and Midland Joinery Services has
allowed us to invest in the testing so
that Joineries don't have to. With more
testing on other products including
Bi-Folds and a new sash window test,
it's our intention to solve the hassle
and expense when testing your own
products or using other schemes you
have to pay for.

ALL TESTS ARE
CARRIED OUT AT
**ERA'S UKAS
ACCREDITED**
TEST CENTRE.



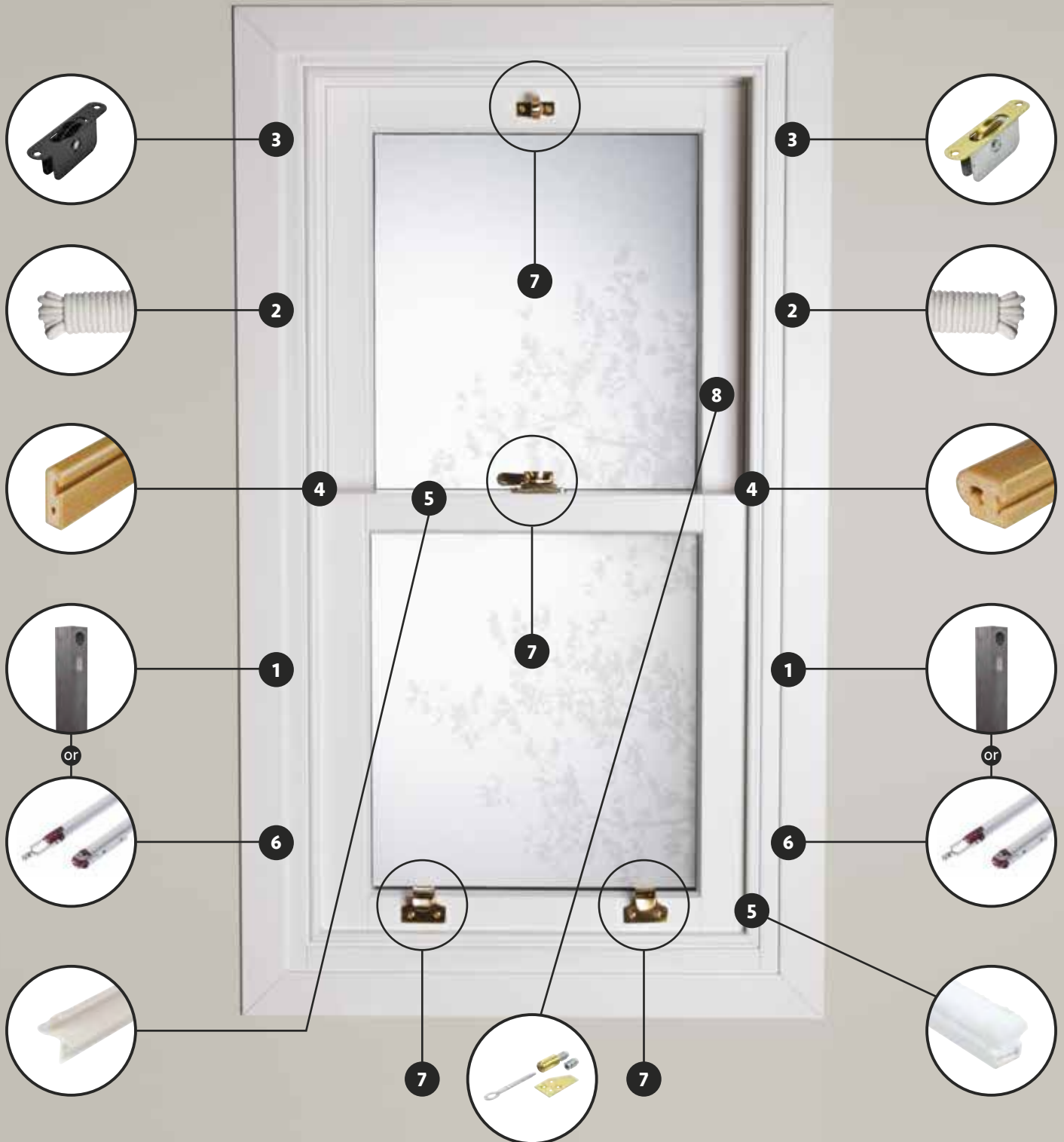
Anatomy of a Sash Window

and what **SDH** can supply

- 1. Sash Weights
- 2. Sash Cord

- 3. Pulleys
- 4. Staff & Parting Bead
- 5. Sash Seals & Pile

- 6. Spiral Balances
- 7. Furniture
- 8. Security



We have all bases covered at **SDH** when you're looking for the products needed to manufacture a sash window.

Please get in touch and we'll be happy to help with your next sash window project.

Steel Weights

SDH steel weights are cut to size and provide a competitive alternative to lead weights.

- Can be used in 90% of sliding sash windows
- 1-5 day delivery
- Cut to size
- Coated to inhibit rust
- Non-hazardous product

Please find weight ranges in square sizes below.

Chart shows standard stocked sizes.
Other sizes can be ordered. Please allow 7-10 extra days as this is made to order.

BIG SAVINGS TO BE MADE USING STEEL

LARGE STOCK HOLDING

EASY ORDER FORM AVAILABLE,
PLEASE ASK OUR SALES TEAM

	WEIGHT	PRICE
40mm Square	3lb to 30lb	PLEASE CALL
45mm Square	6lb to 38lb	PLEASE CALL
50mm Square	9lb to 41lb	PLEASE CALL

Approximate measurements
(can be used to work out bespoke sizes)
40mm = 37mm per lb
45mm = 29mm per lb
50mm = 23mm per lb

CHART SHOWS EXAMPLES, FOR OTHER SIZES & WEIGHTS PLEASE ENQUIRE
ORDERS UNDER 1 TON WILL BE SUBJECT TO A CARRIAGE CHARGE, PRICE ON APPLICATION



WEIGHT	LENGTH	WIDTH
5lb	198mm	40mm
6lb	234mm	40mm
7lb	270mm	40mm
8lb	306mm	40mm
9lb	342mm	40mm
10lb	378mm	40mm
11lb	414mm	40mm
12lb	352mm	45mm
13lb	381mm	45mm
14lb	409mm	45mm
15lb	438mm	45mm
16lb	466mm	45mm
17lb	495mm	45mm
18lb	523mm	45mm
19lb	552mm	45mm
20lb	580mm	45mm
21lb	609mm	45mm
22lb	637mm	45mm
23lb	666mm	45mm
24lb	552mm	50mm
25lb	575mm	50mm
26lb	598mm	50mm
27lb	621mm	50mm
28lb	644mm	50mm
29lb	667mm	50mm
30lb	690mm	50mm
31lb	713mm	50mm
32lb	736mm	50mm

Lead Weights

We stock lead weights in the below bar lengths.

- Pre-cut service available
- Multitude of different sizes available

DUE TO THE HUGE FLUCTUATION IN THE COST OF LEAD PLEASE CALL US FOR OUR PRICES!

PLEASE
CALL FOR
PRICES



MAKE-1-2LB Make Weights

Dimensions (Approx):
Outer Radius: 38mm
Hole Radius: 10mm



WEIGHT	PRICE
1 lb	PLEASE CALL OR VISIT WEB
1-2 lb	PLEASE CALL OR VISIT WEB



CARRIAGE CHARGE APPLY, PRICE ON APPLICATION

SIZE	WEIGHT	PRICE
38-600mm	20lb	PLEASE CALL OR VISIT WEB
45-600mm	27lb	PLEASE CALL OR VISIT WEB

SDW1 Deflector Make Weights

- Designed with a tapered end to prevent suspended weights becoming caught on each other



WEIGHT	PRICE
1 lb	PLEASE CALL OR VISIT WEB



SCAN FOR SASH WEIGHT PRICES...

PLEASE **LOGIN TO YOUR ONLINE TRADE ACCOUNT** TO VIEW TRADE PRICES.

or visit: www.sdhardware.co.uk/sash-hardware/sash-window-weights



Sash Cord

This is a small selection of our very extensive range of Sash Cord. Perfect for newly produced windows or refurbishing existing projects, our Sash Cord has been carefully chosen to include the finest and most popular cords in various sizes and types, we can even produce cord in various colours to suit certain applications.

Nylon Cord

Nylon Plait Sash Cord is made from strong plaited nylon fibres making it one of our strongest sash cords.



SCN-10

6mm x 10m Knots

Waxed Cord

Waxed Sash Cord has a natural cotton cover with a polypropylene core for strength and is waxed for long lasting, weatherproof durability.



SCW-15

6mm x 15m Knots

Red Spot Cord

Redspot super braid Sash Cord is made from 100% natural organic cotton.



SCRS-20

7mm x 20m Knots



SCN-100

6mm x 100m Rolls



BEST SELLER

SCN-8-100

8mm x 100m Rolls



SCRS-100

7mm x 100m Rolls

SCW-100

6mm x 100m Rolls

SCW-8-100

8mm x 100m Rolls



SCAN FOR SASH CORD PRICES...

PLEASE **LOGIN TO YOUR ONLINE TRADE ACCOUNT** TO VIEW TRADE PRICES.

or visit: www.sdhardware.co.uk/sash-hardware/sash-window-cord



SASH HERITAGE[®] COLLECTION

Ball Bearing Brass Wheel Pulleys

- Radius or square end faceplate
- Case Material: Galvanised Steel
- Faceplate Material: Solid Brass
- (1³/₄") Size of Plate: 118mm x 25mm
- (1³/₄") Depth of Product: 34 mm
- (2") Size of Plate : 127mm x 28mm
- (2") Depth of Product: 45 mm
- Complete with Screws
- 2¹/₄" also available

1³/₄" SHC-PB-RE or SQ

2" SHC-2-PB-RE or SQ

2¹/₄" SHC-2.25-PB-RE or SQ



Antique
Brass



Antique
Nickel



Polished
Brass



Polished
Chrome



Black



Bronze



Satin
Nickel



Satin
Chrome

Ball Bearing Pulleys

High-Quality Ball Bearing Axle Pulley with concealed faceplate rivets.

- Radius or Square end available
- Max weight 50kg
- Comes with screws
- Ball-bearing wheel for smooth movement of sash
- Same routing preparation every time

Square: SP-PB-SQ

Radius: SP-PB-RE



Scan for prices



PLEASE STATE IF YOU REQUIRE RADIUS OR SQUARE END

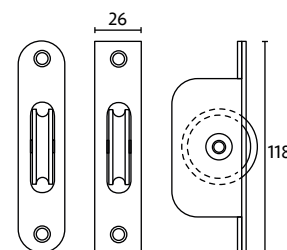


Finishes:

Polished Chrome
Polished Brass
Satin Chrome

Key Features:

- 13-4" Wheel
- 2 Face-Fixing Points



2" Pulleys

High-Quality Ball Bearing Axle Pulley with concealed faceplate rivets.

- Radius or Square end available
- Comes with screws
- Extra fixing holes
- Ball-bearing wheel for smooth movement of sash
- Rivetless face for a better look

Square: SP-2-PB-SQ

Radius: SP-2-PB-RE



Scan for prices



PLEASE STATE IF YOU REQUIRE RADIUS OR SQUARE END

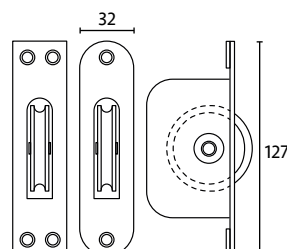


Finishes:

Satin Chrome
Polished Brass
Polished Chrome

Key Features:

- 2" Wheel
- 2 Face-Fixing Points (Radius)
- 4 Face-Fixing Points (Square)



Budget Pulleys

Budget Axle Pulley with galvanised faceplate.

- Radius or Square end available
- Competitive Pulley
- Nylon Wheel

Square: PUL-GLA-SQ

Radius: PUL-GLA



Scan for prices

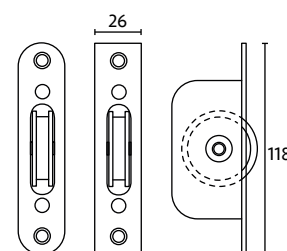


PLEASE STATE IF YOU REQUIRE RADIUS OR SQUARE END



Key Features:

- 13-4" Nylon Wheel
- 2 Face-Fixing Points

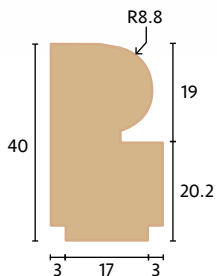




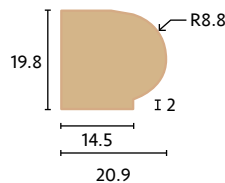
Market leader...
Over 10 million metres sold!

NEW

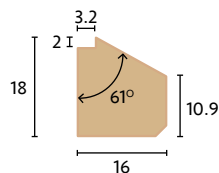
PRECISION. ENGINEERED. BEADING.



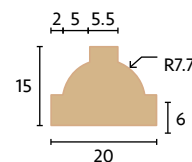
QW-SB40
Staff Bead



QW-SB21
Staff Bead



QW-GB3
Glazing Bead



QW-OB3
Ovolo Bar



or search the
product code
on our website.

PROCESS FOR RUNNING TIMBER BEADS



SETUP
SPINDLE
MOULDER



SELECT
SUITABLE
TIMBER



RUN
THROUGH
SPINDLE
MOULDER



REPEAT
FOR EACH
LENGTH



REMOVE
WARPED
TIMBER



DE-NIB



CUT EACH
LENGTH
TO SIZE



PRIME
AND TOP
COAT



END
GRAIN
SEAL

QWOOD PROCESS



REMOVE
QWOOD
FROM BOX

**ALL THAT TIME
AND MONEY SAVED
BY USING QWOOD**



CUT EACH
LENGTH
TO SIZE



TOP
COAT
ONLY

Why use Qwood?

- Used by joiners for over 10 years
- Over 10 million metres fitted
- Only FSC/PEFC certified product of its type, with 25% wood content
- More profiles than any other system on the market
- 7 of the top 10 UK joineries use it
- Does not rot
- Consistently straight
- No sanding or pre paint preparation
- No pinning on clip bead profiles
- Minimal Expansion or Contraction

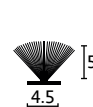


Qwood is the **ONLY** composite beading product available on the market that is **FSC certified**



Please Note:
Section drawings are just examples and not a specification.

Slide Pile



PS6
Per 100m

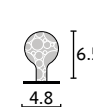


PS7
Per 100m

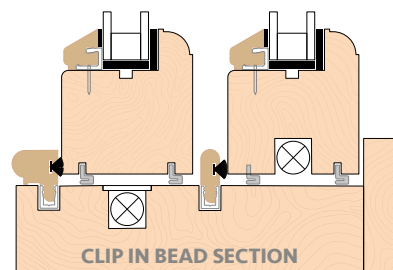


PS11-5-W
Per 50m


'T' Slot



PS60
Per metre



STAFF & PARTING BEADS



It's increasingly popular for Joiners to manufacture sash windows with the brush pile fitted to the sash rather than the staff and parting beads. This creates a much cleaner and more traditional look, by hiding the brush pile from sight.

SOLD IN 3M LENGTHS

CONTACT US OR LOGIN ONLINE FOR TRADE PRICES

20-25 x 15mm Timber Staff Bead (3m)

- Primed
- Includes carrier
- Please see **page 15** for suitable pile

CODES:
PSB20X15 or
PSB25X15

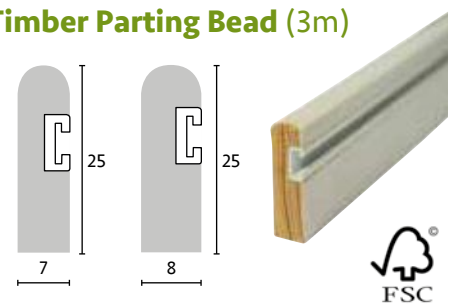


24 x 20
ALSO
AVAILABLE
ASK FOR
DETAILS

7-8 x 25mm Timber Parting Bead (3m)

- Primed
- Includes carrier
- Please see **page 15** for suitable pile

CODES:
PPB7X25 or
PPB8X25



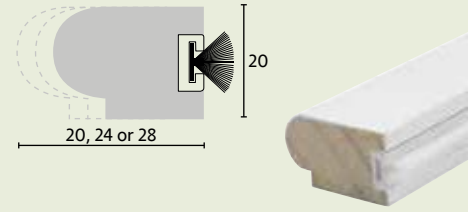
Staff Bead with Pile Carrier

- Primed
- 3 metres
- Includes carrier and 6.5mm pile

20x20mm
PSB20X20-PI

20x24mm
PSB20X24-PI

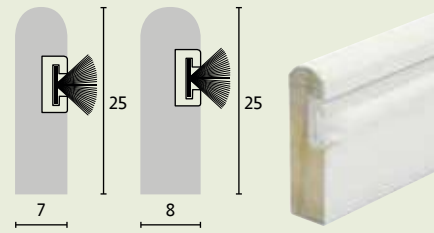
20x28mm
PSB20X28-PI



Parting Bead with Pile Carrier

- Primed
- 3 metres
- Includes carrier and 6.5mm pile

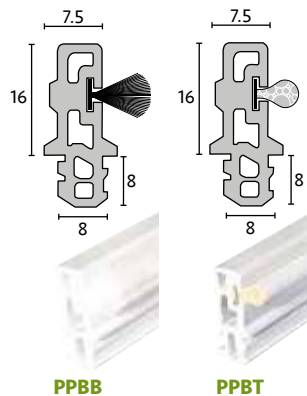
CODES:
PPB7x25-PI or
PPB8x25-PI



OTHER SIZES AND UNPRIMED OPTIONS AVAILABLE, PLEASE ENQUIRE WITH OUR SALES TEAM

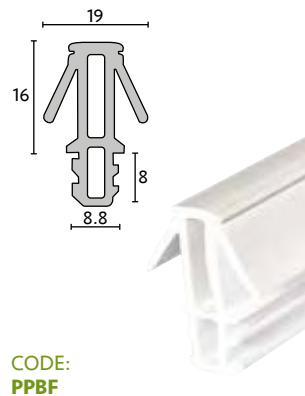
Parting Bead with Brush or 'T' Slot (3m)

- Cut in half for hidden weather seal
- Priced per 3m length
- Smooth sash movement
- Available in Brown & White



Parting Bead Flipper (3m)

- Highly effective bead
- Easy fitting
- Twin co-extruded flipper
- Available in Brown & White



Sliding Sash Flipper Weatherseal (96m coil)

- Rigid Back – ensures an easy mounting process
- Designed to be concealed from view, providing a traditional look to the window
- Available in Black or White



Q-Lon Weatherseal (250m coil)

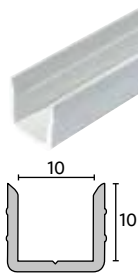
- High durability, superior recovery performance
- Weather and UV resistant
- Glass fibre thread or polypropylene insert
- Smooth or embossed exterior, resistant to contamination
- Seals gaps of 2.5mm - 7mm
- Available in Black & White



Retaining Profile

- 3m lengths
- For parting bead above (PPBB-PPBT)
- Makes moving & replacing sashes easier

CODE:
PPRP



Perimeter Seal

- 3m lengths
- Excellent slide seal
- Available in Brown & White

CODE:
PS5



Plastic Staff Seal

- 2.4m in length
- Designed to fit a 2.5mm wide x 5mm deep groove
- Seal gap up to 5.5mm

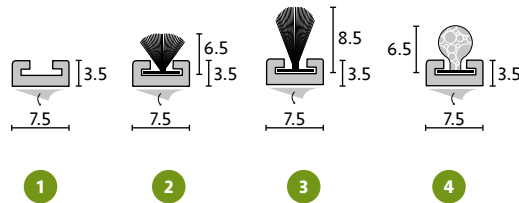
CODE:
PS70



CONTACT US OR LOGIN ONLINE FOR TRADE PRICES

Self Adhesive Carriers

- 2.2m lengths
- Easy fit
- Fantastic perimeter seal



Each profile is available in Brown or White (please contact us for other colours)


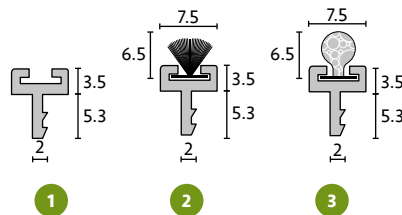
#	CODE	DESCRIPTION
1	PS1	Self Adhesive Carrier (use with PS6, PS7, PS60 or PS61)
2	PS4	Self Adhesive Carrier with 6.5mm Pile
3	PS8	Self Adhesive Carrier with 8.5mm Pile
4	PS9	Self Adhesive Carrier with 6.5mm 'T' Slot



Scan for prices

Centre Leg Carriers

- 2.2m lengths
- Easy fit
- Strong retention due to spurs on legs



Each profile is available in Brown or White (please contact us for other colours)

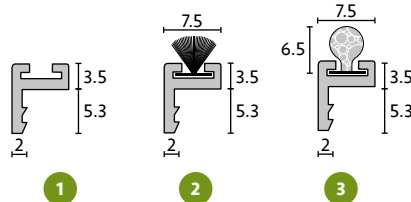
#	CODE	DESCRIPTION
1	PS19	Centre Leg Carrier (use with PS6, PS7, PS60 or PS61)
2	PS2	Centre Leg Carrier with 6.5mm Pile
3	PS11	Centre Leg Carrier with 6.5mm 'T' Slot



Scan for prices

Offset Leg Carrier

- 2.2m lengths
- Easy fit
- Strong retention due to spurs on legs



Each profile is available in Brown or White (please contact us for other colours)

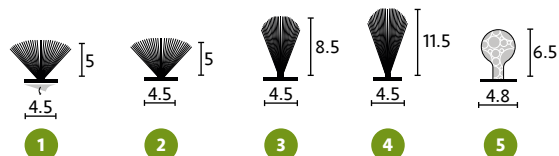
#	CODE	DESCRIPTION
1	PS12	Offset Leg Carrier (use with PS6, PS7, PS60 or PS61)
2	PS3	Offset Leg Carrier with 6.5mm Pile
3	PS13	Offset Leg Carrier with 6.5mm 'T' Slot



Scan for prices

Pile and 'T' Slot

- Easy fit
- Pile includes centre fin for improved weatherseal



Each profile is available in Brown or White (please contact us for other colours)

#	CODE	DESCRIPTION
1	PS20	5mm Self Adhesive Pile (sold in 100m)
2	PS6	5mm Slide Pile (sold in 100m)
3	PS7	8.5mm Slide Pile (sold in 100m)
4	PS11-5-W	11.5mm Slide Pile (sold in 50m) white only
5	PS60	6.5mm 'T' Slot (sold per metre)



Scan for prices

PS1

PS4 & PS8

PS9

PS19

PS2

PS11

PS12

PS3

PS13

PS20

PS6

PS7

PS11-5-W

PS60

BEST SELLER

ERA

Spiral Balances

Spiral Balance windows are the modern version of a traditional double-hung timber sliding sash window. The double-glazed sashes slide by means of modern pre-tensioned springs instead of pulleys and weights. Traditional sash windows have a reputation for rattling, jamming, and draughts that affect their installation and operation. Spiral balances can help eliminate these problems and make the window more efficient and easier to operate.

FEATURES

- Easily adjustable (using a flexible screwdriver)
- Stainless steel springs
- Tested to over 25,000 cycles
- White tubes as standard but can come in following colours: Cream, Brown, Tan, Black and Grey.
- Mechanical guarantee
- Weight range from 5lbs -110lbs

FULL FITTING INSTRUCTIONS AVAILABLE

SDH highly recommend using pretension balances; not only do these come with a lifetime homeowner guarantee, they are so much easier for the end-user to operate. For that little bit extra in cost you get a far better product and a more efficient window.




Joinery by: Stanbrook & Nicholson

WHY USE THESE BALANCES?

- Manufactured in the UK
- A brand you can trust with over 40 years of supplying balances
- Very quick turnaround from order to delivery
- They have been used on a test to achieve **PAS 24** security test


Flex Adjustment Tool

FLEX-ADJ-COMBI



Metal Adjustment Tool

FKINSTOOL



D BALANCE

PLEASE FILL OUT SPIRAL BALANCE FORM OPPOSITE AND ENQUIRE FOR PRICES

3 easy steps to ordering balances

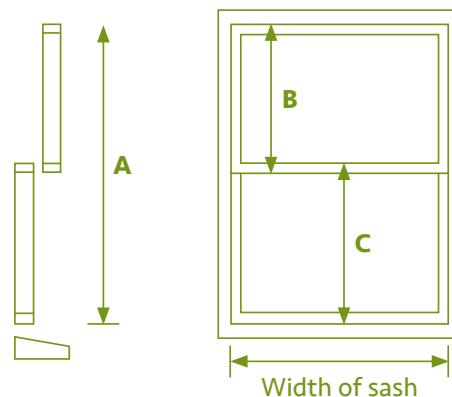
1. Photocopy spiral balance form on next page or download from sdhardware.co.uk/resources/forms or scan QR code
2. Fill out form following the example (example shown in grey, on the right hand side of the form)
3. Email the form to sales@sdhardware.co.uk

Once you have sent us the form, we will get back to you with a quote. Usually within an hour or two. If you're happy to go ahead your balances will then be sent directly to you within 3-5 working days.



SCAN TO
DOWNLOAD
FORM

*If circular head on top sash,
please contact our sales team*



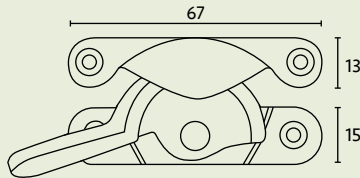
ORDER: (X)		COMPANY:	
ORDER NO:		ACCOUNT NO:	
CUSTOMER REF:		ADDRESS:	
ORDER DATE:		TEL - FAX:	
REQ DATE:		EMAIL:	
Additional Notes:			
BALANCE TUBE COLOUR			
PLEASE SPECIFY (X) (W=White, G=Grey, R=Brown, C=Cream, T=Tan)	W	G	R
TIMBER WINDOW SYSTEM (eg. NORMAL, TILT or EASYTILT)			
WINDOW REF			
WINDOW QUANTITY			
PRETENSION ONLY (Y-N) (eg. F & K type only)			
DIMENSION 'A' - Height of sash run (must be less than B + C)			
DIMENSION 'B' - Height of top sash (excluding horns)			
LENGTH OF TOP SASH HORNS			
DIMENSION 'C' - Height of bottom sash (excluding horn)			
LENGTH OF BOTTOM SASH HORNS			
SASH WIDTH			
GLAZED WEIGHTS (kg)	TOP		
	BOTTOM		
GLAZING SPECIFICATION (eg. 4-18-4 - full spec req)			
SIDE FIX BOTH SASHES (Y-N)			
NOTE: ON ARCH HEAD VS WINDOWS PLEASE SEND COMPLETE DRAWING WITH ORDER, WE MUST BE NOTIFIED OF NON STANDARD WINDOW SPECIFICATIONS (i.e. high density timber materials & slim horn depth dimensions below 47mm if grooving in sash frame)			
IF ACCURATE GLAZED WEIGHTS AREN'T PROVIDED WE CANNOT ACCEPT RESPONSIBILITY FOR INCORRECT SUPPLY OF BALANCES. T&C's APPLY			
TOOLS (X)			
BE-WIR-22498	D Type Adj Tool		
FKINSTOOL	F & K Fitting Tool		
FLEX-ADJ-TOOL	Flexi Adjustment Tool		

EXAMPLE
SHOWN
HERE

Fitch Fastener

- Available in locking (SSF1) and non-locking (SSF3)
- Traditional sash fastener
- Narrow 13mm keep
- Complete with screws
- Available in Polished Brass, Polished Chrome & Satin Chrome


PRODUCT CODES:
Locking - **SSF1**
Non-Locking - **SSF3**



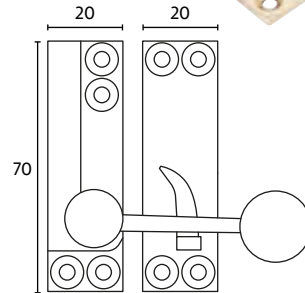
**BEST
SELLER**

Quadrant Arm Fastener

- Modern sash fastener is crafted in polished brass
- Complete with screws



CODE:
SSF8

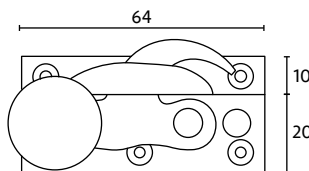


Locking Claw Fastener

- A decorative alternative to fitch fasteners
- Complete with screws
- Narrow 10mm back plate
- Available in Polished Brass, Polished Chrome & Satin Chrome
- Also available in Black, ask for details



CODE:
SSF4

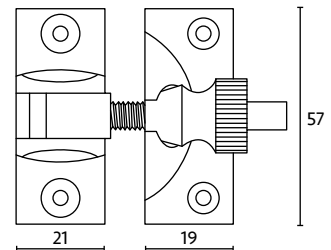



Brighton Fastener

- Non-locking
- Great for compressing mid-rail
- Complete with screws
- Available in Polished Brass, Polished Chrome & Satin Chrome



CODE:
SSF2

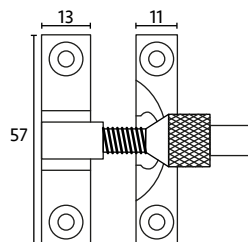



Narrow Brighton Fastener

- Narrow 13mm back plate
- Ideal for double glazed sashes
- Complete with screws



PRODUCT CODES:
Locking - **SSF12**
Non-Locking - **SSF9**



Scan for prices



SCAN FOR SASH FURNITURE PRICES...

PLEASE **LOGIN TO YOUR ONLINE TRADE ACCOUNT** TO VIEW PRICES.

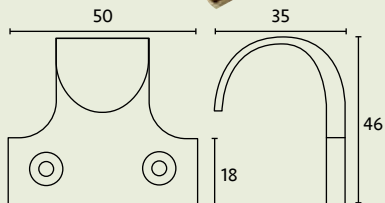

or visit: www.sdhardware.co.uk and enter the product code in the search bar. Please make sure you are logged in first to view trade prices.

ALL PRODUCTS ON THIS PAGE ARE ALSO AVAILABLE IN A RANGE OF OTHER FINISHES

Sash Lift

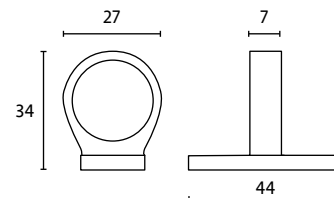

- Solid Brass die cast
- Complete with screws
- 50mm width
- Available in Polished Brass, Polished Chrome & Satin Chrome

CODE:
SSF6

**BEST
SELLER****Sash Ring**

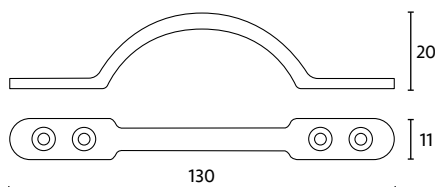

- Decorative Sash Ring
- Complete with screws
- Available in Polished Brass, Polished Chrome & Satin Chrome

CODE:
SSF7

**D Handle**

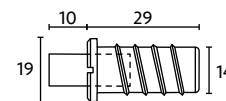

- Decorative D handle to fit on bottom of top sash
- 130mm in length
- Complete with screws
- Available in Polished Brass, Polished Chrome & Satin Chrome

CODE:
SSF5

**Twist Lock**

- Ideal for restricting or venting a sliding sash window
- Complete with screws

CODE:
SSA-TL

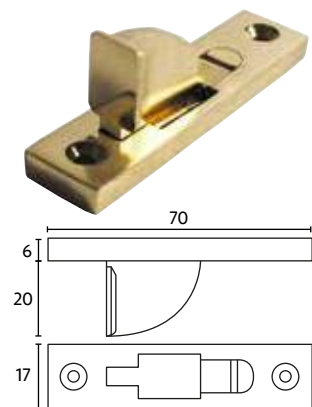


**ALSO AVAILABLE IN ANTIQUE BRASS & BRONZE
PRICE ON APPLICATION**

Weekes Sash Stop

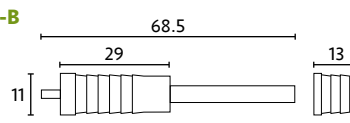
- No key required
- Complete with screws
- Auto restricts sash

CODE:
SF10

**Sash Window Screw Locks**

- Concealed within the window and frame
- Key required to lock & unlock
- Available in Brass

CODE:
SWSL-B

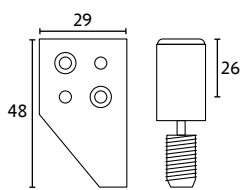



USED ON OUR
PART Q
2022 TESTING
DETAILS ON PAGES 6-7

26mm Roller Stop

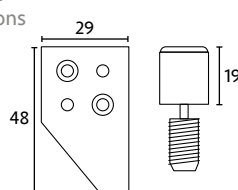

- 26mm Roller Stop
- Complete with Key
- Polished Brass, Polished Chrome or Satin Chrome

CODE:
SSA-SS26

**19mm Roller Stop**

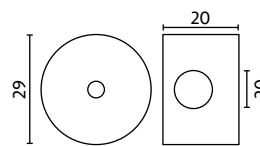
- 19mm heavy duty Sash Stop
- Includes: 1 x Stop, 2 x Receivers, Key & Plate
- 2 Keeps for multi restricted positions

CODE:
SSA-SS19

**Sash Cord Plug**

- Sash Cord Plug to attach cord to the sash
- Complete with screws
- Tidy and secure

CODE:
SSA-CP




ALL PRODUCTS ON THIS PAGE ARE ALSO AVAILABLE IN A RANGE OF OTHER FINISHES

TIMBERSERIES

Precision Engineered — unlike cast brass hardware, providing a more consistent and efficient product. Typically used for new build sites, where performance and consistency is a high priority.

Finishes Available:

Hardex Gold - HG, Hardex Chrome - HC, Premium Satin - PS, Black - BL, Hardex Bronze - HB, Antique Black - ABL, Pewter - PEW, White - WH, Graphite - GR



Modern Cam Catch

- 'Modern' Cam Lock that sits discreetly on the window with key deadlocking
- Choice of keeps below
- Available in many of the finishes from the Timber Series range shown above
- Include more matching fixings



CODE:
TS-CLM

NEW

High Security Classic Cam Catch

- 'Classic' Cam Lock that sits discreetly on the window with key deadlocking
- Choice of keeps below
- Available in many of the finishes from the Timber Series range shown above
- Include more matching fixings



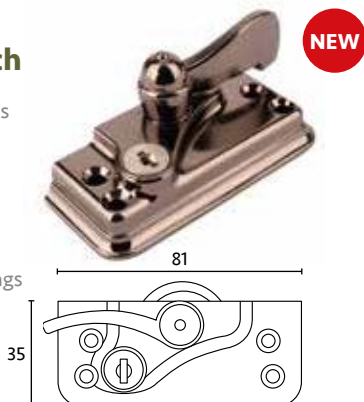
CODE:
TS-CLC

USED ON OUR
PART Q
2022 TESTING
DETAILS ON PAGES 6-7

NEW

High Security Heritage Cam Catch

- 'Heritage' Cam Lock that sits discreetly on the window with key deadlocking
- Choice of keeps below
- Available in many of the finishes from the Timber Series range shown above
- Include more matching fixings

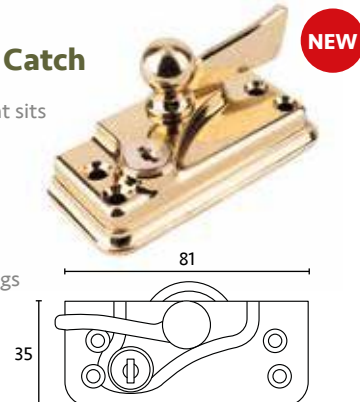


CODE:
TS-CLH

NEW

High Security Architectural Cam Catch

- 'Architectural' Cam Lock that sits discreetly on the window with key deadlocking
- Choice of keeps below
- Available in many of the finishes from the Timber Series range shown above
- Include more matching fixings



CODE:
TS-CLA

NEW

Cam Keep

- 11mm Keep thickness
- Combine with a Standard or High Security Cam Catch
- 10 Year Mechanical Guarantee
- 480 Hour Corrosion Resistance
- Available in many of the finishes from the Timber Series range shown above
- Include more matching fixings

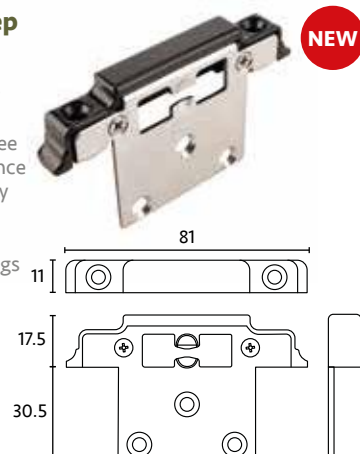


PRODUCT CODES:
11mm - **TS-CK11**

NEW

High Security Cam Keep

- 11mm Keep thickness
- Combine with a Standard or High Security Cam Lock
- 10 Year Mechanical Guarantee
- 480 Hour Corrosion Resistance
- Combine with a high security Cam Catch for a **PAS24** compatible window
- Include more matching fixings



USED ON OUR
PART Q
2022 TESTING
DETAILS ON PAGES 6-7

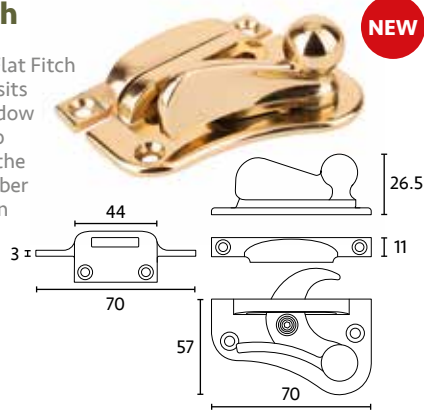
PRODUCT CODES:
11mm - **TS-HSCK11**

NEW

MORE SUITED PRODUCTS IN THIS RANGE AVAILABLE ONLINE

Flat Fitch Catch

- Classically designed Flat Fitch Catch and Keep that sits discreetly on the window
- Sold as Lock and Keep
- Available in many of the finishes from the Timber Series range shown on opposite page
- Include more matching fixings



CODE:
TS-FFC

Sash Lift

- Sturdy design for easy operation
- 480 Hour Corrosion Resistance
- Available in many of the finishes from the Timber Series range shown on opposite page
- Include more matching fixings



CODE:
TS-SL

Sash Eye

- Inline Sash Window Sash Eye, designed with a sturdy feel to operate vertical sliding windows
- 480 Hour Corrosion Resistance
- Available in many of the finishes from the Timber Series range shown on opposite page
- Include more matching fixings



CODE:
TS-SE

Offset Sash Eye

- Offset Sash Window Sash Eye, designed with a sturdy feel to operate vertical sliding windows
- 480 Hour Corrosion Resistance
- Available in many of the finishes from the Timber Series range shown on opposite page
- Include more matching fixings



CODE:
TS-OFSE

Sash Travel Restrictors (Face or Side Fix)

- Convenient, simple and cost effective method to restrict the opening on sliding sash windows
- Integrated Bump Stop
- Key operated locking barrel to secure bolt in locked position
- Easi-Glide Feature
- Available in many of the finishes from the Timber Series range shown on opposite page
- Include more matching fixings



Face Fix
CODE: **TS-TRFF**

Side Fix
CODE: **TS-TRSF**

Sash Handle

- Elegantly designed sash/bow handle for vertical sliding sash windows
- Helps with smooth operation and features a sturdy design for enhanced functionality
- Include more matching fixings



CODE:
TS-SBH



SCAN FOR SASH FURNITURE PRICES...

PLEASE **LOGIN TO YOUR ONLINE TRADE ACCOUNT** TO VIEW TRADE PRICES.

or visit: www.sdhardware.co.uk/sash-hardware/sash-window-furniture



NEW from

SASH + DOOR
HARDWARE

+

accoya 

NEW Accoya pre-machined beads from SDH

Tired of running your own beads in Accoya? Many joiners find it an inconvenience running their own beads, especially when they're busy!

Accoya pre-machined beads from SDH, solve this problem. We now hold stock of the 4 profiles shown on this page. So when you're running low on any of these beads, instead of finding the time to man another machine and run your own beads, just give us a call and we can deliver exactly what you need for your next job.

For prices, give us a call or visit;
www.sdhardware.co.uk



8x25mm Parting Bead
ACC-PB8X25



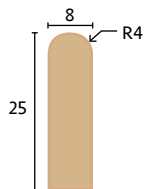
20x15mm Staff Bead
ACC-SB20X15



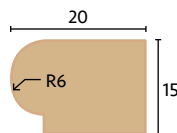
4mm Glazing Bar
ACC-AB22X12



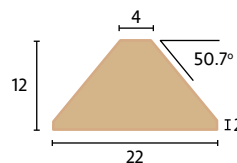
Glazing Bead
ACC-GB18X13



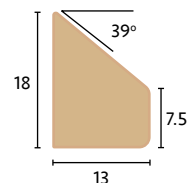
ACC-PB8X25



ACC-SB20X15



ACC-AB22X12



ACC-GB18X13

The above beads are another development from SDH and Accoya. Over the past 18 months SDH have also been working closely with Accoya on **The Part Q Blueprint** scheme. Further developing our relationship with the Accoya Brand, to become a *Strategic Partner*.

Approved
Systemaccoya 

STRATEGIC PARTNER

Handcrafted Style & Sophistication

Over **560** products in this collection


SASH HERITAGE®
COLLECTION



Add that finishing touch to your sash windows with our collection of **hand crafted** solid brass sliding sash furniture.

Available in a large array of finishes & styles, this range of fasteners and decorative sash hardware will enhance the finish of your windows.

**PLEASE ENQUIRE
ABOUT BULK
DISCOUNTS ON
THIS RANGE**

1 Narrow Brighton Fastener

- Size of Plate: 56mm x 13mm
- Height of Product: 63mm
- Complete with screws

PRODUCT CODES:
Non-Locking - SHC185
Locking - SHC185L

2 Brighton Fastener

- Size of Plate: 59mm x 21mm
- Height of Product: 65mm
- Complete with screws

PRODUCT CODES:
Non-Locking - SHC161
Locking - SHC161L

3 Straight Arm Fastener with Plain Round Knob

- Size of Plate: 65mm x 20mm
- Height of Product: 30mm
- Complete with screws

PRODUCT CODE:
SHC097



SCAN TO
VIEW ALL
FASTENERS
AND PRICES



**BEST
SELLER**

SASH FASTENERS

This comprehensive collection of Sash Window Fasteners features a wide variety of styles to suit a range of Sash Window styles.

This range of fasteners have been designed with the end-user in mind, providing a practical and easy-to-use solution to securing your sash windows while adding a beautiful, elegant finish to match your home decor.

**MORE STYLES AND
TECHNICAL DRAWINGS
AVAILABLE ONLINE**

4 Non-Locking Quadrant Fastener

- Size of Plate: 65mm x 20mm
- Height of Product: 35mm
- Complete with screws

PRODUCT CODE:
SHC158

5 Fitch Fastener

- Size of Plate: 67mm x 16mm
- Height of Product: 22mm
- Complete with screws

PRODUCT CODES:
Non-Locking - SHC183
Locking - SHC183L

6 Brighton Acorn Fastener

- Size of Plate: 48mm x 22mm
- Height of Product: 65mm
- Complete with screws

PRODUCT CODES:
Non-Locking - SHC107
Locking - SHC107L



CLAW FASTENERS

Beautifully hand crafted using solid brass, these claw sash fasteners are a decorative alternative to Fitch Fasteners. Featuring detailed and decorative knobs.

FINISHES*



MORE STYLES AND TECHNICAL DRAWINGS AVAILABLE ONLINE

*SOME PRODUCTS MAY NOT BE AVAILABLE IN ALL FINISHES. PLEASE CHECK ONLINE OR WHEN PLACING ORDERS.



SCAN TO VIEW ALL FASTENERS AND PRICES



1 **Claw Fastener with Black or Rosewood Knob**

- Size of Plate: 65mm x 19mm
- Size of the Keep: 65mm x 9mm
- Height of Product: 48mm

PRODUCT CODES:
Non-Locking - **SHC108WR**
Locking - **SHC108WRL**

2 **Claw Fastener with White or Black Ceramic Knob**

- Size of Plate: 65mm x 19mm
- Size of the Keep: 65mm x 9mm
- Height of Product: 48mm

PRODUCT CODES:
Non-Locking - **SHC108**
Locking - **SHC108L**

3 **Claw Fastener with Reeded Knob**

- Size of Plate: 65mm x 19mm
- Height of Product: 35mm

PRODUCT CODES:
Non-Locking - **SHC113**
Locking - **SHC113L**

4 **Claw Fastener with Ball Knob**

- Size of Plate: 64mm x 18mm
- Size of the Keep: 63mm x 10mm
- Height of Product: 35mm

PRODUCT CODES:
Non-Locking - **SHC197**
Locking - **SHC197L**

5 **Claw Fastener with Knurled Knob**

- Size of Plate: 65mm x 19mm
- Size of the Keep: 64mm x 10mm
- Height of Product: 30mm

PRODUCT CODES:
Non-Locking - **SHC079**
Locking - **SHC079L**

6 **Art Nouveau Claw Fastener**

- Size of Plate: 66mm x 20mm
- Non-Locking only

PRODUCT CODE:
SHC106

SASH LIFTS & EYES

Our collection of Sash Lifts & Eyes features a selection of styles to suit many Sash Windows. This range of beautifully hand-crafted Sash Lifts & Eyes have been designed to provide a practical and easy-to-use solution to opening sash windows while adding a beautiful, elegant finish to match your home decor.

FINISHES*



MORE STYLES AND TECHNICAL DRAWINGS AVAILABLE ONLINE



*SOME PRODUCTS MAY NOT BE AVAILABLE IN ALL FINISHES. PLEASE CHECK ONLINE OR WHEN PLACING ORDERS.

1 Standard Sash Eye

- Size of Plate: 43mm x 17mm
- Height of Product: 33mm
- Comes with Screws

PRODUCT CODE:
SHC187

2 Standard Sash Ring

- Size of Plate: 37mm x 16mm
- Height of Product: 30mm
- Comes with Screws

PRODUCT CODE:
SHC205

3 Sash Eye with Border

- Size of Plate: 50mm x 18mm
- Height of Product: 37mm
- Comes with Screws

PRODUCT CODE:
SHC186

4 Reeded Sash Lift

- Size of Plate: 45mm x 38mm
- Height of Product: 28mm
- Comes with Screws

PRODUCT CODE:
SHC167

5 Standard Sash Lift

- Size of Plate: 50mm x 45mm
- Height of Product: 35mm
- Comes with Screws

PRODUCT CODE:
SHC164

6 Sash Lift with Full Border

- Size of Plate: 50mm x 45mm
- Height of Product: 37mm
- Complete with screws

PRODUCT CODE:
SHC166

MORE STYLES AND TECHNICAL DRAWINGS AVAILABLE ONLINE

SASH HANDLES

These Sash Handles are a conventional and easy-to-use sash handle for moving sash windows up and down. What's great about these handles is the range of matching finishes available as part of the Sash Heritage Collection.

FINISHES*



*SOME PRODUCTS MAY NOT BE AVAILABLE IN ALL FINISHES. PLEASE CHECK ONLINE OR WHEN PLACING ORDERS.



1 Sash Handle

- Size of Plate: 132mm x 12mm
- Height of Product: 23mm
- Comes with Screws

PRODUCT CODE:
SHC171

2 Shaped Sash Handle

- Size of Plate: 129mm x 17mm
- Height of Product: 35mm
- Comes with Screws

PRODUCT CODE:
SHC153

3 Sash Handle with Border

- Size of Plate: 136mm x 14mm
- Height of Product: 31mm
- Comes with Screws

PRODUCT CODE:
SHC172



**MORE DECORATIVE
STYLES AND TECHNICAL
DRAWINGS ARE
AVAILABLE ONLINE**



SECURITY & RESTRICTORS

These range of restrictors allow your sash window to be vented but not compromised on security. The restrictor element allows the sashes to be opened only to a predetermined opening that will prevent the risk of children and the infirm from falling out of an open window

FINISHES*



MORE STYLES AND TECHNICAL DRAWINGS AVAILABLE ONLINE



SCAN TO
VIEW FULL
RANGE AND
PRICES



*SOME PRODUCTS MAY NOT BE AVAILABLE IN ALL FINISHES. PLEASE CHECK ONLINE OR WHEN PLACING ORDERS.

1 Weekes Sash Stop with Radius Ends

- Dimensions: 70 x 17 x 26mm
- No key required
- Complete with screws

PRODUCT CODE:
SHC193

2 Weekes Sash Stop with Square Ends

- Dimensions: 70 x 17 x 26mm
- No key required
- Complete with screws

PRODUCT CODE:
SHC193S

3 Sash Stop

- Easy to install
- Includes 2 colour matched Stainless Steel inserts & key

PRODUCT CODES:
28mm - SHC256
19mm - SHC195

4 Flush Lock Sash Stop with Key

- Stop can be retracted into the barrel to allow the window to be fully opened

PRODUCT CODE:
SHC181

5 Dual Screw with Key

- Midrail security screw to lock sash windows in to position
- Complete with key

PRODUCT CODES:
100mm - SHC200
70mm - SHC198

6 Bartholomew Sash Stop

- Fitted to the top Sash to restrict the bottom sash from passing

PRODUCT CODE:
SHC266

MORE STYLES AND TECHNICAL DRAWINGS AVAILABLE ONLINE

Foamteq

WEATHERSEALS

Foamteq is a foam-based weather seal that offers excellent memory and compression properties.

With a rigid foot that gives an easy firm fit, this product is becoming the weather seal of choice for many large and small joineries.

**LIFETIME
GUARANTEE**



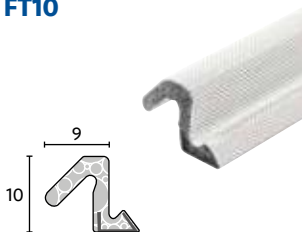
 IMPERVIOUS TO
PAINTS & STAINS

 WIPE CLEAN



 EXCELLENT
MEMORY &
COMPRESSION
PROPERTIES

FT10



Groove: 2.8 x 6.5mm
Brown, White or Black

250m coil

FT06



Groove: 2.8 x 6.5mm
Brown, White or Black

300m coil

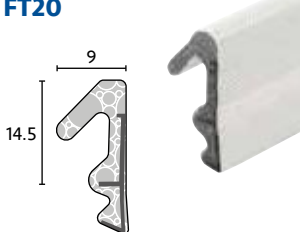
FT11



Groove: 2.8 x 6mm
Brown, White or Black

250m coil

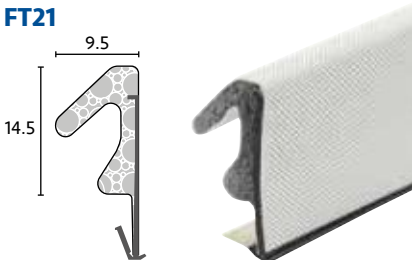
FT20



Groove: 2.8 x 6.5mm
Brown, White or Black

125m coil

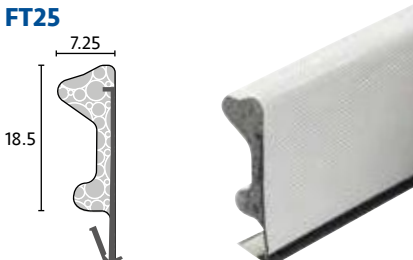
FT21



Groove: 3 x 7.5mm
Brown, White or Black

150m coil

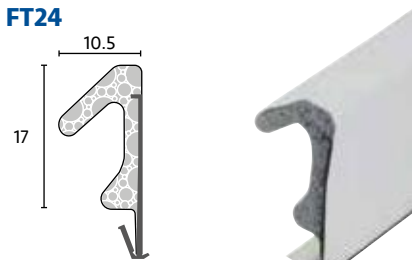
FT25



Groove: 2.8 x 6.5mm
Brown, White or Black

100m coil

FT24



Groove: 3 x 6.5mm
Brown, White or Black

150m coil

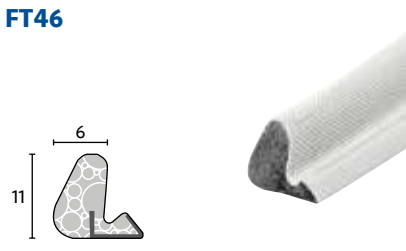
A14



Groove: 2.7 x 6mm
Brown, White or Black

2.1m length


FT46



Groove: 3 x 6.5mm
Brown, White or Black

200m coil

FT08



Groove: 2.8 x 6mm
Brown, White or Black

350m coil

The world's first and leading manufacturer of weatherseals

DEVENTER

Compression Weather Seal (10mm Rebate)

NEW


For Tilt & Turn windows
Available Black, Brown or White
3mm Groove



DEV-SP103A
Priced per 175m coil

Compression Weather Seal (12mm Rebate)

Available Black, Brown or White
3mm Groove




DEV-124-12
Priced per 100m coil

Compression Weather Seal (15mm Rebate)

BEST SELLER


Available Black, Brown or White
3mm Groove



DEV-124-15
Priced per 100m coil

Compression Weather Seal (18mm Rebate)

Available Black, Brown or White
3mm Groove



DEV-124-18
Priced per 100m coil

Sliding Sash Flipper Weather Seal

Available Black or White
3mm Groove



DEV-SP5920
Priced per 96m coil

Compression Weather Seal

NEW

Available Black or White
2.7mm Groove

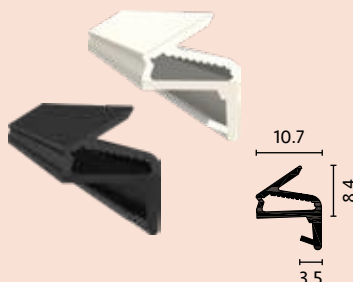


DEV-SPV-63
Priced per 250m coil

Rebate Weatherseal

NEW

Available Black or White
3mm Groove

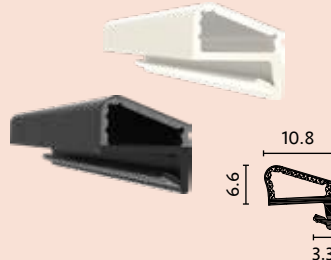


DEV-S5717
Priced per 200m coil

Compression Weather Seal

NEW

Available Black or White
3mm Groove



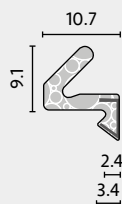
DEV-SPV-6009
Priced per 200m coil




SCAN FOR DRAUGHTSEAL PRICES...

PLEASE **LOGIN TO YOUR ONLINE TRADE ACCOUNT** TO VIEW PRICES.

or visit: www.sdhardware.co.uk
and enter the product code in the search bar. Please make sure you are logged in first to view trade prices.

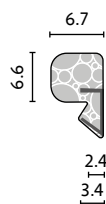
Aquamac 21**Schlegel**

- Seal gap: 4mm - 7.5mm
- Groove size: 2.7mm x 5.5mm



AQ21
Priced per 250m coil

AVAILABLE **PER METRE** ONLINE
OR CALL THE SALES TEAM

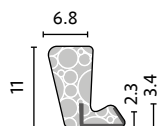
Aquamac 63**Schlegel**

- Seal gap: 3.4mm - 5.4mm
- Groove size: 2.7mm x 5.5mm



AQ63
Priced per 300m coil

AVAILABLE **PER METRE** ONLINE
OR CALL THE SALES TEAM


Aquamac 109**Schlegel**

- Seal gap: 3.5mm - 5.5mm
- Groove size: 2.7mm x 5.5mm



AQ109
Priced per 250m coil

AVAILABLE **PER METRE** ONLINE
OR CALL THE SALES TEAM

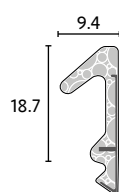
Aquamac 124**Schlegel**

- Seal gap: 5mm - 7.3mm
- Groove size: 3mm x 6.5mm



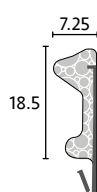
AQ124
Priced per 125m coil

AVAILABLE **PER METRE** ONLINE
OR CALL THE SALES TEAM

AQ36

Groove: 3 x 7.5mm
Brown, White or Black

Priced per 125m coil

AQ3097

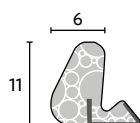
Groove: 2.8 x 6.5mm
Brown, White or Black

Priced per 150m coil

AQ3091

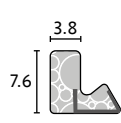
Groove: 4 x 7.5mm
White or Black

Priced per 150m coil

Schlegel**AQ4846**

Groove: 3 x 6.5mm
Brown, White or Black

Priced per 200m coil

AQ48

Groove: 2.8 x 6mm
Brown, White or Black

Priced per 350m coil

Schlegel**Schlegel**

Scan for prices

or search the product code on our website.


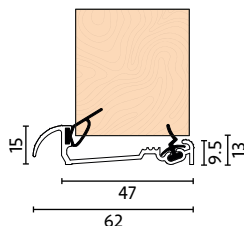


ALL THRESHOLDS SOLD IN 1, 2 AND 3 METRE LENGTHS

INWARD OPENING

MAC15-2 (for 44mm doors)

- Accepts MWK Striker block and SDH Thimble keeps
- Double EPDM seals
- Self-Draining cill


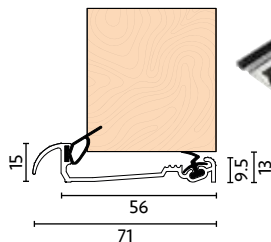


CODE	SIZE
MAC15-2-1000	1m
MAC15-2-2000	2m
MAC15-2-3000	3m
MAC15-2-3000BL	3m

3m THERMALLY BROKEN VERSION

MXS15-56 (for 56mm doors)

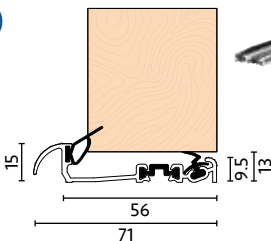
- Accepts MWK Striker block and SDH Thimble keeps
- Double EPDM seals
- Self-Draining cill



CODE	SIZE
MXS15-56-1000	1m
MXS15-56-2000	2m
MXS15-56-3000	3m
MXS15-56-3000BL	3m

MXS15-56RITB (for 56mm doors)

- Accepts MWK Striker block and SDH Thimble keeps
- Double EPDM seals
- Self-Draining cill


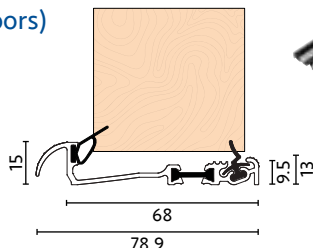


THERMALLY BROKEN THRESHOLD (3M LENGTH)

CODE	SIZE
MXS15-56RITB	3m
MXS15-56RITB-BL	3m

MXS15-68RITB (for 56mm doors)

- Accepts MWK Striker block and SDH Thimble keeps
- Double EPDM seals
- Self-Draining cill




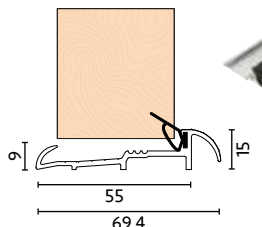
THERMALLY BROKEN THRESHOLD (3M LENGTH)

CODE	SIZE
MXS15-68RITB-3000	3m
MXS15-68RITB-3000-BL	3m

OUTWARD OPENING

OUM4 (for 44mm & 56mm doors)


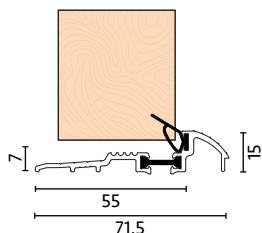
- Accepts MWK Striker block and SDH Thimble keeps
- Self-Draining cill



CODE	SIZE
OUM4-1000	1m
OUM4-2000	2m
OUM4-3000	3m
OUM4-3000BL	3m

OUM5RITB

- Accepts MWK Striker block and SDH Thimble keeps
- Self-Draining cill



THERMALLY BROKEN THRESHOLD (3M LENGTH)

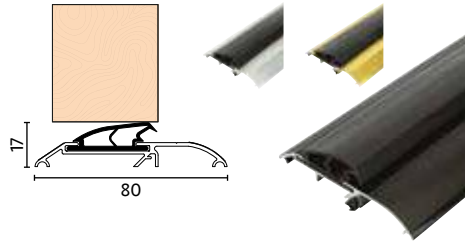
CODE	SIZE
OUM5RITBAL3000	3m
OUM5RITBBL3000	3m

ALL THRESHOLDS SOLD IN 1, 2 AND 3 METRE LENGTHS

INWARD & OUTWARD

TRX (for 44mm doors)

- EPDM Seal is reversible



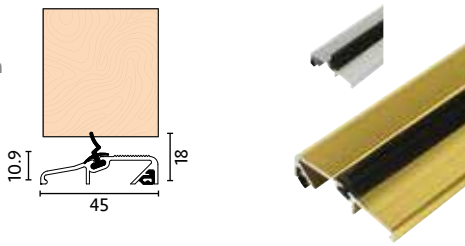
OTHER SIZES AVAILABLE
PLEASE ASK FOR DETAILS

CODE	SIZE
TRXALI3000	3m
TRXBL3000	3m

SPECIAL ORDER

SLT

- Under door clearance 18mm
- Suitable for double doors



OTHER SIZES AVAILABLE
PLEASE ASK FOR DETAILS

CODE	SIZE
SLT3000	3m

SPECIAL ORDER

**MUCH
LARGER
RANGE
ONLINE**

Scan the
QR code
below to
view all
available
Exitex
Thresholds
online



Gravis Drop Down Threshold

- For Timber and Security Doors
- 17mm Maximum Drop
- Fixed with stainless steel bracket
- Plunger adjustment
- Trimming lengths up to 150mm on the opposite side to the plunger
- Self-levelling

TECH DRAWING AVAILABLE

926mm
GRA-DD-926

1026mm
GRA-DD-1026



Galvanised Waterbar

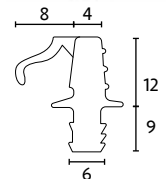
Flat Galvanised Waterbar
in a choice of 1m, 2m
and 3m lengths.
1 & 2m (28 x 4mm),
3m (30 x 5mm)



CODE
TWB1
TWB2
GWB3FLAT

Plastic Weatherbar

- Available in 1m or 2.4m lengths
- PWB1 available in Brown
- PWB2.4 White or Brown



CODE
PWB1
PWB2.4

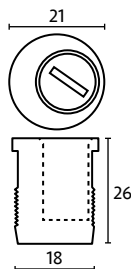
SDH-SBS

SDH Single Shootbolt Adjustable Strike

- For use when using shoot bolts on windows and doors
- Easy adjustment
- +/- 3mm adjustment
- 14 x 10mm Aperture



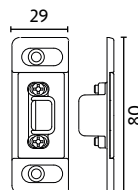
Thimble Keep



SDH-TK

SDH Threshold Keep


- Perfect keep solution for single shootbolts into a threshold
- 14 x 10mm Aperture



FUH-TSS

22mm Single Shootbolt Keep

- Allen key adjustable



SDH-SK-HD

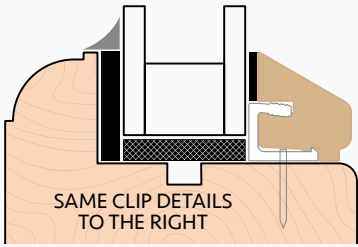
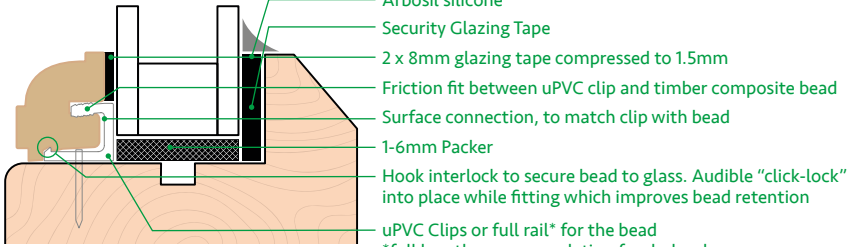
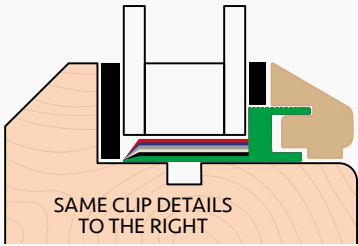
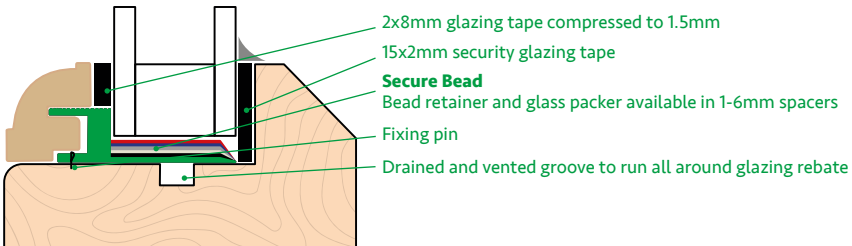
Threshold Striker Plate

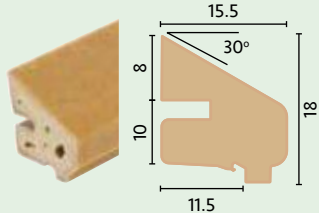
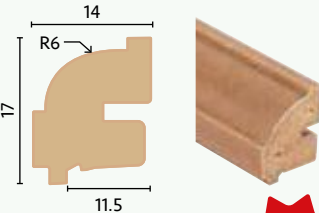
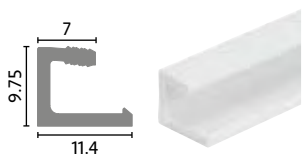

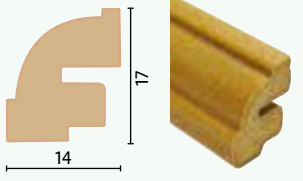

- Ali Striker plate for most Part M Exitex thresholds
- Available in Aluminium

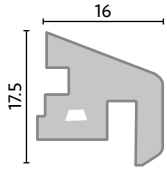

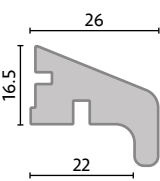



MWK-STRIKER

Pinless (Clipped) Glazing Beads

FOR EXTERNAL GLAZING	FOR INTERNAL GLAZING
 <p>SAME CLIP DETAILS TO THE RIGHT</p> <p>USE CLIP WITH QW-SD3 GLAZING BEAD</p>	 <p>Arbosil silicone Security Glazing Tape 2 x 8mm glazing tape compressed to 1.5mm Friction fit between uPVC clip and timber composite bead Surface connection, to match clip with bead 1-6mm Packer Hook interlock to secure bead to glass. Audible "click-lock" into place while fitting which improves bead retention uPVC Clips or full rail* for the bead *full length recommendation for dark colours</p> <p>SECTION DRAWING FOR USE OF QW-SD4 GLAZING BEAD</p>
 <p>SAME CLIP DETAILS TO THE RIGHT</p> <p>USE CLIP WITH QW-SD3 GLAZING BEAD</p>	 <p>2x8mm glazing tape compressed to 1.5mm 15x2mm security glazing tape Secure Bead Bead retainer and glass packer available in 1-6mm spacers Fixing pin Drained and vented groove to run all around glazing rebate</p> <p>SECTION DRAWING FOR USE OF QW-SD2 GLAZING BEAD</p>

GLAZING BEADS		GLAZING BEAD CLIPS
 <p>QW-SD3 Glazing Bead</p> <p>USE WITH QW-GCA-75</p>	 <p>QW-SD4 Glazing Bead</p> <p>BEST SELLER</p> <p>USE WITH QW-SDA3</p>	 <p>QW-GCA-75 or QW-GCA Glazing Bead Clip</p> <p>USE WITH QW-SD3/4 *BOXED IN 500's</p>
 <p>QW-SD1 Glazing Bead</p> <p>USE WITH SCB CLIP</p>	 <p>QW-SD2 Glazing Bead</p> <p>USE QW-SDA1</p>	 <p>SCB (1-6mm) Secure Bead</p> <p>USE WITH QW-SD1 & 2</p>
FOR EXTERNAL GLAZING	FOR INTERNAL GLAZING	

CLIPPED GLAZING BEAD & CLIP	BOTTOM VENT BEAD & CLIP
<p>QW-GB1 Glazing Bead 17.5 x 16mm</p>  <p>USE WITH QW-GBC1</p> <p>QW-GBC1 Glazing Bead Clip 3m lengths</p>  <p>USE WITH QW-GB1</p>	<p>QW-DB1 Bottom Vent Bead</p>  <p>QW-DBC1 Drip Bead Clip</p> 



or search the
product code
on our website.

It's like beading, but in cheat mode.

With over 10 million metres fitted to timber windows and doors in the UK, Qwood has helped our customers increase efficiencies and profitability, as well as improve the quality of the windows and doors they manufacture. With fewer remedial issues than timber beading, you can see why Joiners have said they would never go back to running their own beads.

We are happy to supply samples of any profiles you may be interested in and answer any questions you may have on Qwood.


Why use Qwood?

- Used by joiners for over 10 years
- Over 10 million metres fitted
- Only FSC/PEFC certified product of its type, with 25% wood content
- More profiles than any other system on the market
- 8 of the top 10 UK joineries use it
- Does not rot
- Consistently straight
- No sanding or pre paint preparation
- No pinning on clip bead profiles
- Minimal Expansion or Contraction

The 4 easy steps to beading with Qwood.

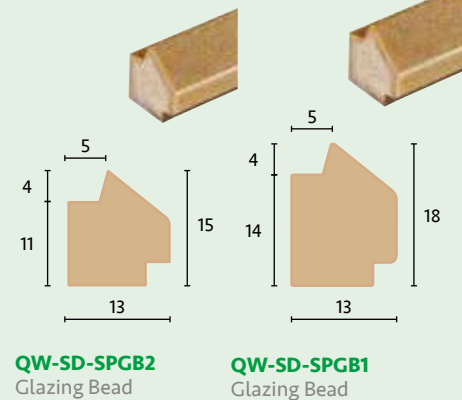


PINNED GLAZING BEADS

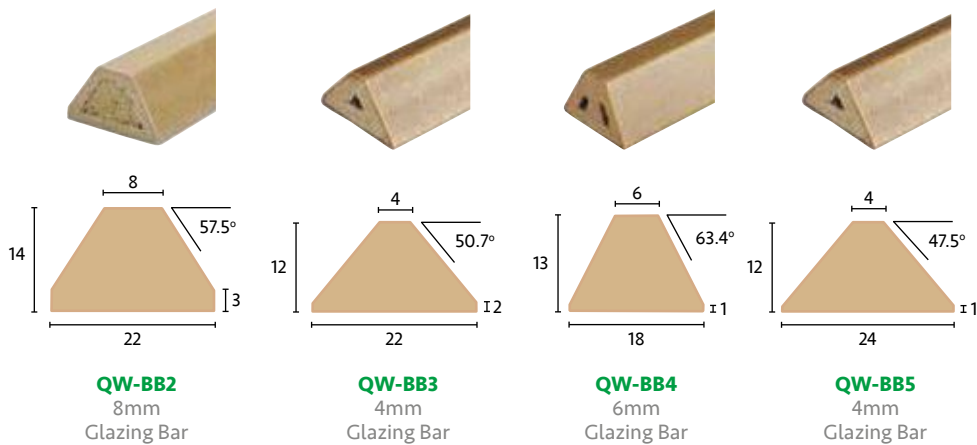


SECRET PINNED GLAZING BEADS

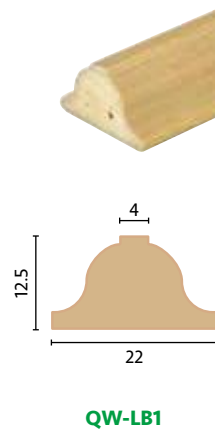
Glazing Silicone or alternative
Secret Pin



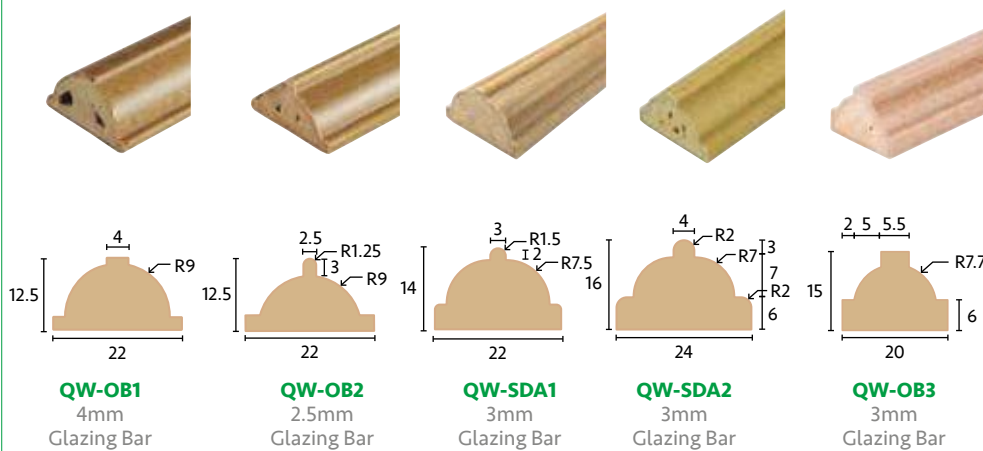
GEORGIAN BARS



LAMBS TONGUE BAR

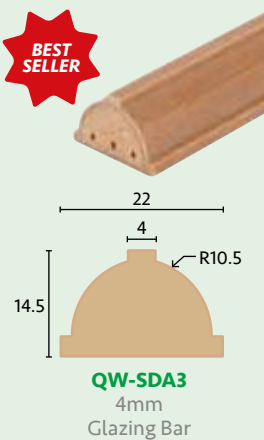


OVOLO BARS



TO USE WITH
SD2 BEAD

**BEST
SELLER**



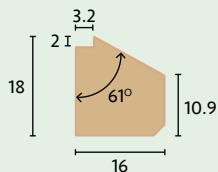
TO USE WITH
QW-SD4
BEAD

CONTACT US OR LOGIN ONLINE FOR TRADE PRICES

QW-GB3

Glazing Bead

NEW



SCAN FOR QWOOD PRICES...

PLEASE **LOGIN TO YOUR ONLINE**
TRADE ACCOUNT TO VIEW
TRADE PRICES.



or visit: www.sdhardware.co.uk/brands/qwood

NEW GLAZING BEAD PROFILES FROM SDH

SDH have invested in 2 new glazing bead profiles that provides Joiners with a more competitive and superior product to the equivalent Durodeen profiles.

If you'd like more information please get in touch.

Advantages of Qwood Beads Over Durodeen

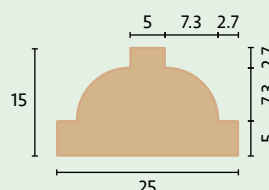
- More Natural Appearance
- Easier to Work With
- Greater Flexibility
- Improved Sustainability
- Reduced Breakages in Handling
- Proven Use in High-End Joinery

CONTACT US FOR FULL PRODUCT COMPARISON

QW-OB4

5mm
Ovolo Bar

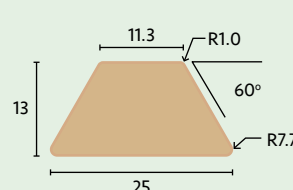
NEW



QW-BB6

11.3mm
Georgian Bar

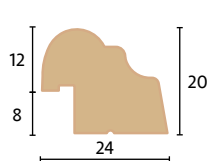
NEW



DOOR PROFILES



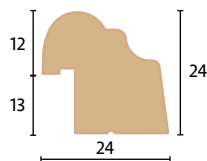
FOR 44mm DOORS



QW-DGB1
Door Glazing Bead



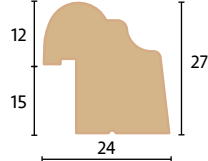
FOR 54mm DOORS



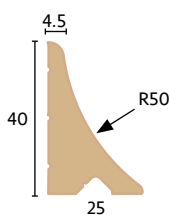
QW-DGB2
Door Glazing Bead



FOR 58mm DOORS

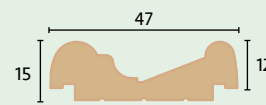


QW-DGB3
Door Glazing Bead



QW-RD40
Door Rain Deflector

BEST SELLER

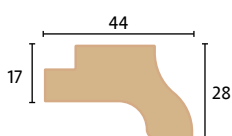


QW-DBM1
Door Belection Mould

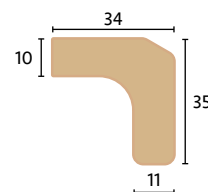
DRIP BEADS



QW-HDB1
Head Drip

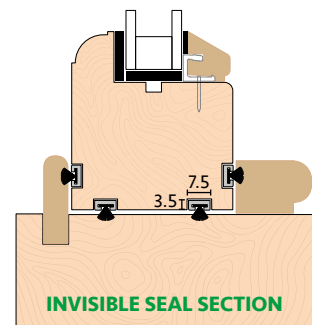
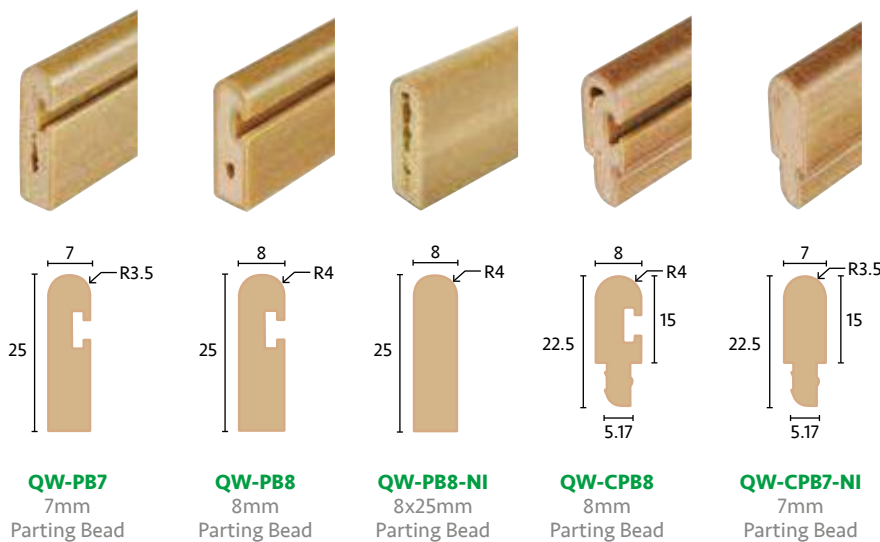

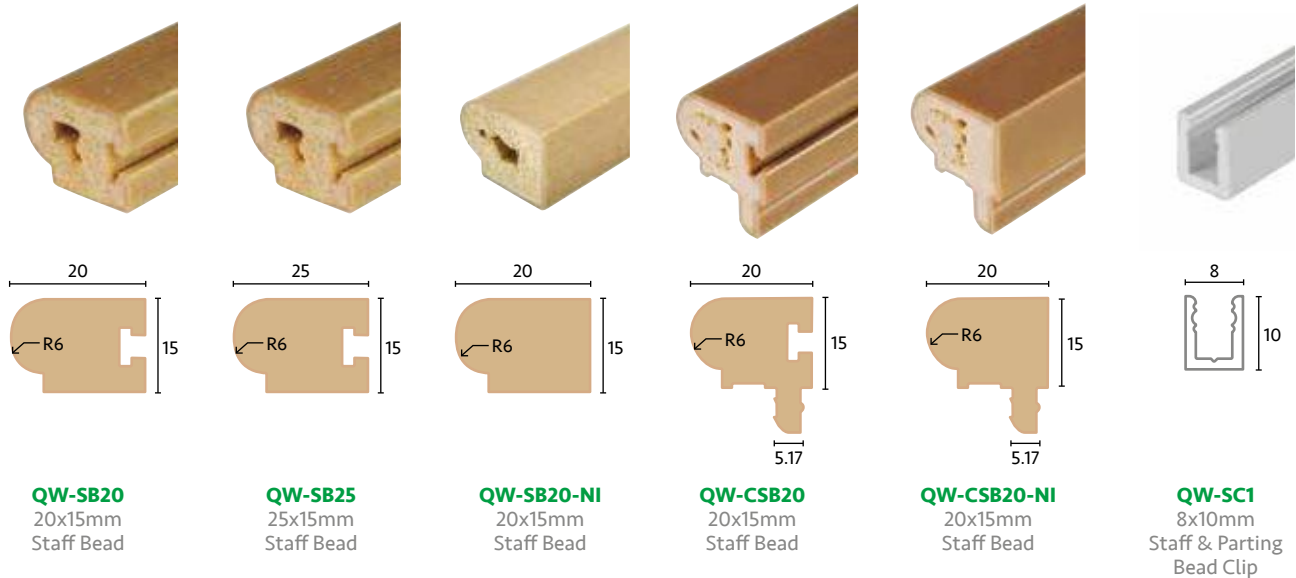


QW-SD-HD1
Head Drip



CONTACT US OR LOGIN ONLINE FOR TRADE PRICES

STAFF & PARTING BEADS



It's increasingly popular for Joiners to manufacture sash windows with the brush pile fitted to the sash rather than the staff and parting beads. This creates a much cleaner and more traditional look, by hiding the brush pile from sight.



SCAN FOR GLAZING BEAD PRICES...

PLEASE **LOGIN TO YOUR ONLINE TRADE ACCOUNT** TO VIEW TRADE PRICES.

or visit: www.sdhardware.co.uk/glazing/glazing-bead

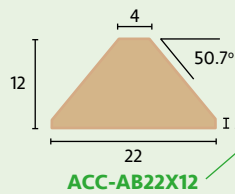


NEW Accoya pre-machined Beads from SDH

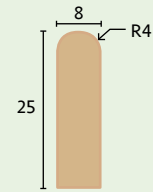
Tired of running your own beads in Accoya? Many joiners find it an inconvenience running their own beads, especially when they're busy!

Accoya pre-machined beads from SDH, solve this problem. We now hold stock of the 4 profiles shown to the right. So when you're running low on any of these beads, instead of finding the time to man another machine and run your own beads, just give us a call and we can deliver exactly what you need for your next job.

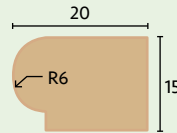
For prices, give us a call or visit;
www.sdhardware.co.uk



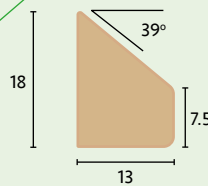
ACC-AB22X12



ACC-PB8X25



ACC-SB20X15



ACC-GB18X15

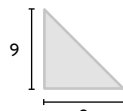


Flexibead Putty Line Glazing Beads

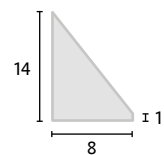
- Does not rot
- Knot free, no twists or kinks
- Environmentally friendly
- Easily painted
- Weather resistant
- UV stable
- Durable



PROFILES THIS SMALL ARE NOT ABLE TO BE EXTRUDED IN OUR MOST POPULAR BEADING PRODUCT QWOOD, SO THIS IS A GREAT ALTERNATIVE FOR PUTTY LINE BEADS.



FLEXI-1
9 x 9mm



FLEXI-2
14 x 8 x 1mm

Other profiles available, please ask for details.

**THE ANSWER TO PARTQ...
THE TIMBER WINDOW & DOOR
INDUSTRY HAS BEEN LOOKING FOR!**

THE
PARTQ
BLUEPRINT



See pages 6-7 for more details



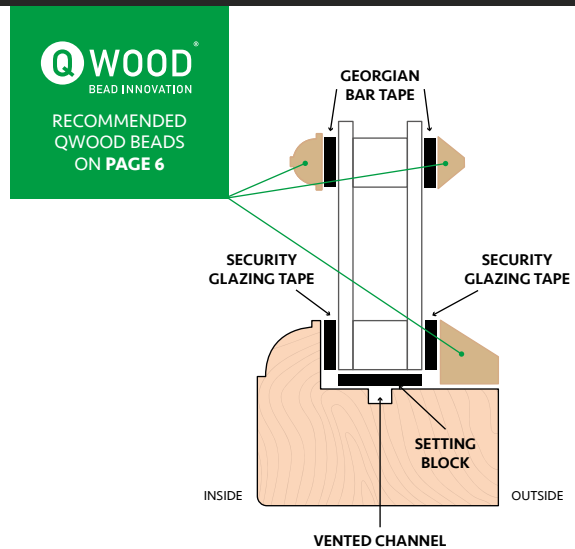
ERA

accoya

Drained & Vented

FOR FACTORY FITTING & SITE FITTING

This system of glazing can be achieved using many different combinations of products. The 'Drained & Vented' method which is now more widely used, will allow moisture within the rebate to escape via a vented sash or the glazing bead. This system can be applied either on-site or within a factory environment as you are allowing the free movement of moisture. SDH tapes have been tested by BSI and BBA for security (See prices below) Qwood is also a good option for this system as it creates a very clean and simple pinless glazing solution.



Security Glazing Tape

SDH glazing tapes are a competitive but secure glazing product for securing the glass to the timber rebate ensuring that the glass unit cannot be easily removed. Manufactured from PVC foam with a high-performance solvent-based acrylic.

- Ensures water tightness and draught-proofing between the frame and glass
- Easy to install with no special tools
- Application temperature +10°C
- Available in black or white
- Allow tolerance of 1mm on width of tapes



CODE	SIZE	FINISH
SGT1X15W or SGT1X15B	1mm x 15mm (25m coil)	White or Black
SGT2X6W or SGT2X6B	2mm x 6mm (25m coil)	White or Black
SGT2X8W or SGT2X8B	2mm x 8mm (25m coil)	White or Black
SGT2X10W or SGT2X10B	2mm x 10mm (25m coil)	White or Black
SGT2X12W or SGT2X12B	2mm x 12mm (25m coil)	White or Black
SGT2X15W or SGT2X15B	2mm x 15mm (25m coil)	White or Black
SGT3X10W or SGT3X10B	3mm x 10mm (20m coil)	White or Black
SGT3X12W or SGT3X12B	3mm x 12mm (20m coil)	White or Black
SGT3X15W or SGT3X15B	3mm x 15mm (20m coil)	White or Black



Astragal/Georgian Bar Tape

A high-performance double-sided adhesive foam-based tape for bonding glazing bars onto the surface of glass units. This tape has a liner that enables it to be peeled away from between the glass and the bar, to ensure correct positioning. Our Georgian Bar Tape offers good UV resistance and high adhesive bond, is quick and easy to install, and no curing or drying time is required. Suitable for internal or external use.

- Specifically designed for bonding Astragal bars to the surface of glass units
- High adhesive bond, quick and easy to install
- Improved tack, adhesion, and dynamic strength
- Good bond to glass, timber, and most paints
- Can be used with polycarbonate
- 50m roll
- Available in Black or White
- Allow tolerance of 1mm on width of tapes



OTHER SIZES AVAILABLE PLEASE ENQUIRE WITH OUR SALES TEAM

1mm Thickness	2mm Thickness	SIZE (Width & Length)	FINISH
ABT1X10W/B	ABT2X10W/B	10mm (50m coil)	White or Black
ABT1X12W/B	ABT2X12W/B	12mm (50m coil)	White or Black
ABT1X15W/B	ABT2X15W/B	15mm (50m coil)	White or Black
ABT1X18W/B	ABT2X18W/B	18mm (50m coil)	White or Black
ABT1X20W/B	ABT2X20W/B	20mm (50m coil)	White or Black
ABT1X22W/B	ABT2X22W/B	22mm (50m coil)	White or Black
ABT1X24W/B	ABT2X24W/B	24mm (50m coil)	White or Black
ABT1X25W/B	ABT2X25W/B	25mm (50m coil)	White or Black



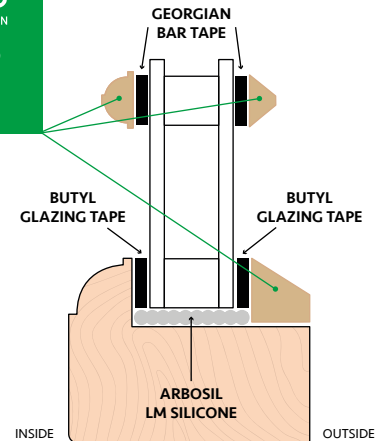
Fully Bedded

FOR FACTORY FITTING ONLY

This system of glazing is where you encase the glazed unit with butyl Arboseal GZ tape and Arbosil LM Silicone. This method is a traditional system of not allowing any moisture to penetrate the tapes and affect the glass unit, therefore preventing the unit from failing. This system can only be applied within a factory-controlled situation and NOT fitted on site. This is due to the requirement of being able to control the relative air moisture, so that you do not lock moisture within the rebate.

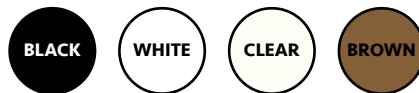


RECOMMENDED
QWOOD BEADS
ON PAGE 6



ARBO

Our ARBO brand sealants are respected throughout the building, glazing and construction industries by architects and contractors.



Arbosil HDLM Silicone

Arbosil HDLM is a one part Neutral Cure Silicone Sealant which cures on exposure to moisture vapour to form an elastic silicone rubber.

Recommended for perimeter sealing for double glazed units with Arbosil GZ butyl tapes to achieve a fully beaded glazing system in timber windows.

Can also be used for heel Bead methods of glazing insulating glass units, remedial glazing, and sealing joints in translucent roofing sheets.

Available in Black, White, Clear and Brown.

ARB-LM
Arbosil HDLM
310ml tube
(25 tubes per box)



Scan for prices



FULL DATA SHEETS AVAILABLE ON REQUEST

Hodgsons Silfix U9 Silicone

Silfix U9 is a high-performance, low modulus, neutral cure silicone sealant designed for a broad range of glazing, industrial, and construction applications.

Available in Clear (**U9CLEAR**) and White (**U9WHITE**)

Common Applications:

- Capping and bedding of glass and insulating glass units in bead glazing systems
- Sealing joints between GRP panels, roof sheets, trims, and flashings
- A wide variety of industrial and construction applications

Key Characteristics:

- Strong adhesion to a wide range of substrates
- Performs well across varying temperatures
- Suitable for use with laminated glass
- Good tooling characteristics

Technical Properties:

- Application temperature: +5°C to +40°C
- Curing rate: Approximately 2 mm in 24 hours at 23°C and 60% RH (slower in cooler or drier conditions)
- Shelf life: 12 months
- Skin formation: Around 20 minutes at 23°C and 55% RH
- Working time: 15 to 20 minutes depending on environmental conditions

Hodgson
SEALANTS




Scan for prices



DG3X9 Dry Glaze Tape

- Self Adhesive
- Available in Black & White
- 3mm x 9mm
- Can be used with Qwood GB1
- 150m Coil



IPA1 Isopropyl Glass Cleaner

- Easy to use 100ml tubs
- Excellent cleaning properties
- 99% strength
- 1L Bottle shown

WHY USE?

- Clean glass to original substrate
- Allows for better adhesion of glazing tapes
- Less de-lamination of tapes



TIMBA290 TimbaGlaze Glazing Sealant

- Solvent Free
- UV and weather resistant
- High Strength & Durability
- Paint-able and Stain-able
- For any type of glazing unit
- No shrinkage - maintains a strong elastic bond
- 290ml Cartridge



Glazing Packers

- Colour coded glazing packers
- Sold and priced per 1000



CODE	THICKNESS
GP241001	1mm (green)
GP241002	2mm (black)
GP241003	3mm (white)
GP241004	4mm (grey)
GP241005	5mm (blue)
GP241006	6mm (red)



Capex and Cresfinex

Capex is a relatively easy system to use on Conservatory roofs and roof Lanterns manufactured in Timber. Predominantly sold in Brown, White, and Mill (Can be powder coated). Made up of many products and components Capex is the most comprehensive system available to the industry and is the market leader.

SDH has over 50 years of combined experience in assisting and advising joinery companies when ordering the correct components to create the required system. We can work off technical drawings to specify a list of components so please email or fax our sales staff and we will be happy to help.

- Knowledgeable and helpful staff to help build your required system
- 5 to 7 days delivery from confirmed parts order
- Separate detailed catalogue listing all components available

Joinery by
**Stanbrook
& Nicholson**



PRICE ON APPLICATION

THE ANSWER TO PART Q... THE TIMBER WINDOW & DOOR INDUSTRY HAS BEEN LOOKING FOR!

The elephant in the room for Joineries is Part Q, and it's time that something was done about it, for the sake of the industry.

For years Part Q has been a headache for Joiners making windows and doors for new builds and extensions, as there's a lot of misinformation and misunderstanding out there. With the impending implications of Part Q being brought in for the refurbishment market, it's something we believe Joiners desperately need help with. Not a scheme or membership that is there to make a profit.

SD Hardware has played a crucial role in bringing together Accoya wood, ERA, and Midland Joinery Services to ensure compliance with Part Q of the Building Regulations. This is something we're giving away to the joinery industry for **FREE**.

This document provides all the necessary details to ensure compliance with Part Q. Including details from our PAS24 tests, which will serve as the blueprint for achieving compliance.

THE PART Q BLUEPRINT

IN COLLABORATION WITH



ERA

accoya

MIDLAND
JOINERY SERVICES LTD.

**SEE BELOW THE
THREE STEPS
TO COMPLIANCE**



1

Following the Part Q guideline documents

For each type of window and door project, we have a document stating the section details and hardware used during the PAS 24:2022 tests as part of **'The Part Q Blueprint'**. Follow these guidelines to ensure our products comply to Part Q requirements.



2

Complete a Part Q Blueprint Certificate

A certificate is to be completed for all Part Q jobs providing a job reference number. This number will be used as a reference to link the job to any hardware purchase orders/invoices. If required, you can then show proof that the hardware used is the same as required as part of the blueprint.



3

Apply stickers to relevant windows or doors

When each job is completed, stickers should be applied to each window and door that is required to comply with Part Q. This provides a visual cue for building inspectors when checking for compliance. A job reference should also be added for ease of administration.

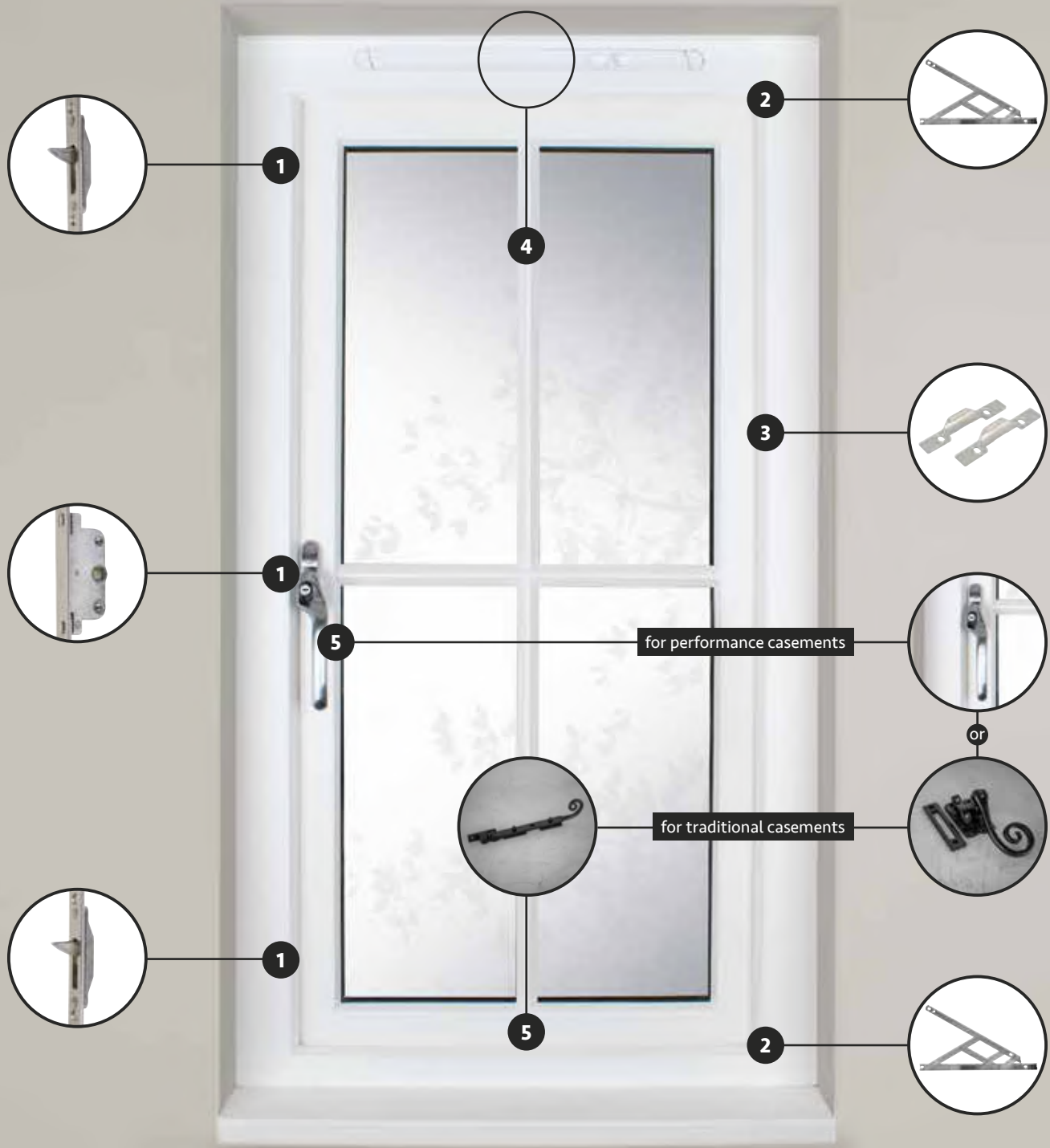
Anatomy of a Casement Window

and what **SDH** can supply

- 1. Espagnolette Bolts
- 2. Friction Hinges

- 3. Accessories and Security
- 4. Trickle Vents

- 5. Furniture



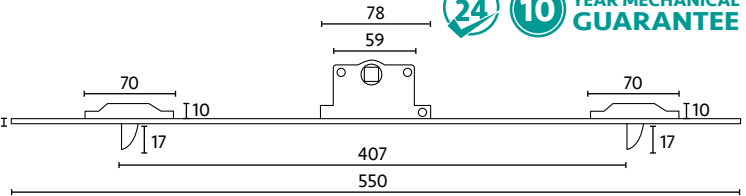
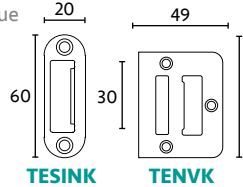
We have all bases covered at **SDH** when you're looking for the products needed to manufacture a casement window.

Please get in touch and we'll be happy to help with your next window project.

Flush Tongue Retractable Espagnolette

This retractable tongue espag is more comprehensive and secure than other products currently on the market. With its greater range of sizes, a more positive gearbox, 17mm solid die-cast tongues, and a corrosion-resistant finish. This product has been designed to cater to the traditional square edge flush casement that requires a high-security locking system.

- 17mm solid high-security tongue
- Shallow Euro groove
- Positive gearbox
- 16mm Faceplate



10 YEAR MECHANICAL GUARANTEE

WHY USE?

- 25 or 30mm backset
- Single or nightvent keeps
- Super coat 500 corrosion tested to 30,000 cycles

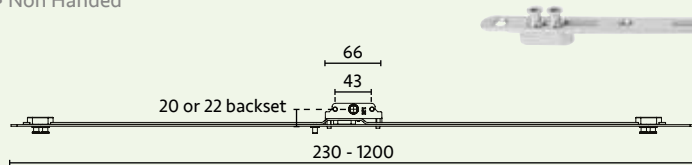
	350mm	540mm	740mm	940mm	1140mm	1340mm	TENVK	TESINK
Part Code	TE350 BS30/25	TE550 BS30/25	TE750 BS30/25	TE950 BS30/25	TE1150 BS30/25	TE1340 BS30/25	Tongue Espag Night Vent Keep	Tongue Espag Single Keep
Keeps required	2	2	2	3	4	4		



Double Cam Window Lock

A simple, straightforward high security window lock solution, tested to PAS 24:2022 in Accoya.

- Up to 3 sets of unidirectional double locking cams
- Central anti-lift pin provides additional security to prevent jemmying
- Available in sizes 230mm – 1200mm
- Non croppable - quick and easy to install locking solution
- Cams can be adjusted with an Allen key to fine-tune compression
- Available in either a 20mm or 22mm backset
- Non Handed



*No central cam

	230mm	400mm	600mm	800mm	1000mm	1200mm
Part Code	ERA230	ERA400	ERA600	ERA800	ERA1000	ERA1200
Sash Rebate (mm)	250-400	451-650	651-850	851-1050	1051-1250	1251-1450
Keeps required	2*	2*	2*	3	3	3

ERA



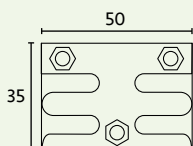
NEW

MA359381

Maco Security Keep

This keep has 3 fixing points that increases its security especially in PAS 24 testing

- 8mm high
- 3 fixing points
- 35 x 50 x 8mm



ERA-ALB

Double Cam Anti-Lift Pin Block

- To prevent jimmying attacks on the window
- Aids bar alignment
- 13mm and 17mm heights
- 3 fixing points
- 35 x 50 x 8mm



ERA

SS54.8X38

Stainless Steel PH2 Countersunk Head Window Espag Screws

- 4.8 x 38mm
- Large gauge, small head
- 1000 per pack



NEW

Maco™ Rail Espag

- Bi-directional cams that lock either side of the keep, ensuring complete security
- Fully adjustable mushroom locking bolts
- 22mm Backset
- 7.7mm mushroom cam height

WHY USE?

- PAS24 Tested
- Highly secure product
- Adjustable cams



22 Backset
7.7 Cam Height



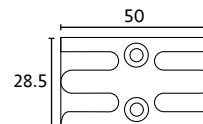
62
43



	MA202699	MA202700	MA202701	MA202702	MA202703	MA202704
LENGTH	200mm	400mm	600mm	800mm	1000mm	1200mm
KEEPS REQUIRED	2	2	2	3	3	3

MA94275

Maco
Mushroom
Keep



Maco™ Inline Espag

- Fully adjustable
- 22mm Backset
- 7.7mm cam height
- 2 keeps required on 260, 400, 600 & 800mm espags
- 3 keeps required on 1000 & 1200mm espags

MA356098

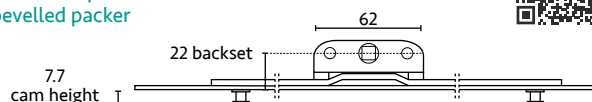
Maco™ Plastic Bevelled Packer

- To suit MA94275



WHY USE?

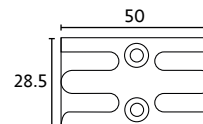
- High quality adjustable cams
- Timber keeps with bevelled packer



	MA58496	MA58504	MA58511	MA58518	MA58525	MA58530
LENGTH	260mm	400mm	600mm	800mm	1000mm	1200mm
KEEPS REQUIRED	2	2	2	2	3	3

MA94275

Maco
Mushroom
Keep



Maco™ Mk1

The most comprehensive shoot bolt locking system in the Timber Window industry. A flexible system that can be used for French casement twin handle situations, please enquire with our sales team for more information.

- PAS24 Certificate available
- Offset handle feature
- 'V' shape shoot bolt return for extra stability



MA94310



MA94275

MA356098

Maco™ Plastic Bevelled Packer

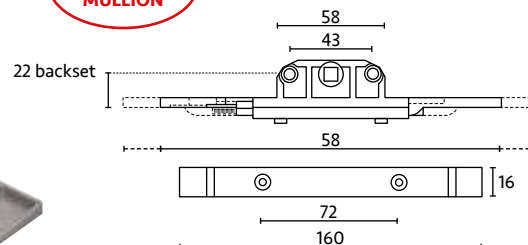
- To suit MA94275



'V' SHAPE
SHOOT BOLT

USE WITH
FLYING
MULLION

CROPPABLE



	MA11263	MA58177	MA58160	MA58162	MA58164	MA94275	MA94310
DESCRIPTION	22mm Lock Box	320-400mm ext, no mushroom*	401-800mm x 1 mushroom cam per ext*	801-1100mm ext x 2 mushroom cams per ext*	1101-1400mm ext x 2 mushroom cams per extension	Mushroom Strike (Quantity dependent on sash size)	Shootbolt Strike

CONTACT US OR LOGIN ONLINE FOR TRADE PRICES

Vanguard Standard

- 7.7mm CAM
- 22mm Backset
- Timber night vent keep with 2 fixing pins
- Salt spray tested to 96 hours
- 16mm Euro groove
- Boxed in 10's



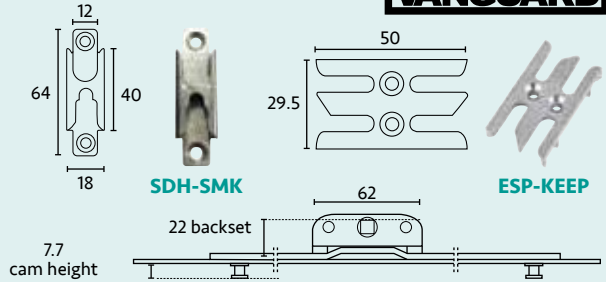
10 YEAR MECHANICAL GUARANTEE

WHY USE?

- Extremely competitive
- Radius end for a great finish



VANGUARD



	ESP240	ESP400	ESP600	ESP800	ESP1000	ESP1200
LENGTH	240mm	400mm	600mm	800mm	1000mm	1200mm
KEEPS REQUIRED	2	2	2	2	3	3

SDH-SMK

Single Mushroom Keep


ESP-KEEP

Vanguard Timber Night Vent Keep

Roto Twin Cam Espagnolette Bolt

Roto hardware is coated as standard with the best-in-class NanoSil Level 6 surface protection. The micro crystalline structure is designed to provide protection to parts such as rivets and hinge components as well as flat surfaces. This market-leading coating copes with extreme fluctuations in temperature and humidity easily exceeding all current UK corrosion resistance criteria.

Roto hardware has been tested and approved for use with Accoya wood.

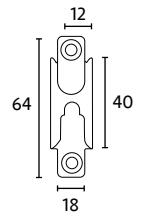


CODE	SIZE
ROT305-22-8	305mm
ROT400-22-8	400mm
ROT550-22-8	550mm
ROT750-22-8	750mm
ROT850-22-8	850mm
ROT950-22-8	950mm
ROT1050-22-8	1050mm
ROT1150-22-8	1150mm

SDH-SMK

Single Mushroom or Roller keep

- Ideal for slim rebates



MA356088

Flat Security Stabilising Plate

- Silver finish

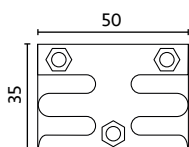


MA359381

Maco Security Keep

This keep has 3 fixing points that increases its security especially in PAS 24 testing

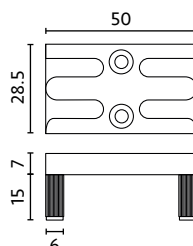
- 8mm high
- 3 fixing points
- 35 x 50 x 8mm



MA94267

Maco High Security Timber Night Vent Keep

- 2 x 15mm x 6mm metal dowels for added security
- 1 fixing point
- Night vent facility
- 3 fixing points
- 35 x 50 x 8mm

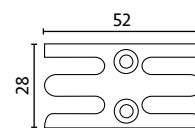


ESP-K6

Low Height Keep

This keep has been designed for the industry where tolerances are tight

- 6mm height
- Night vent
- 28 x 52 x 6mm



CONTACT US OR LOGIN ONLINE FOR TRADE PRICES

From our blog.



WHY MANUFACTURE FRENCH CASEMENT WINDOWS WITH A FLYING MULLION?

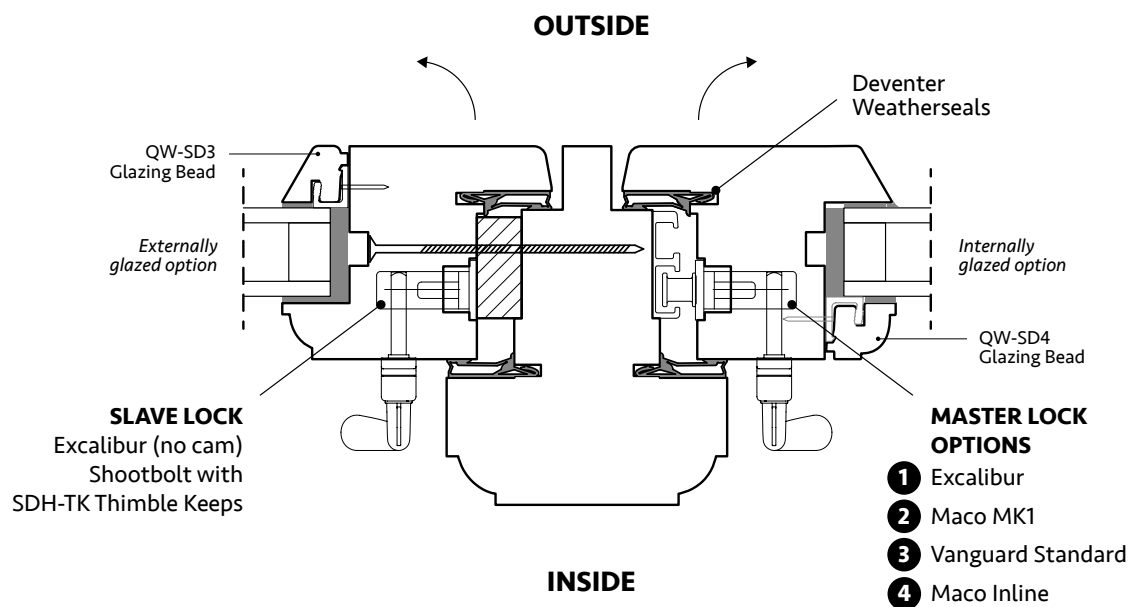
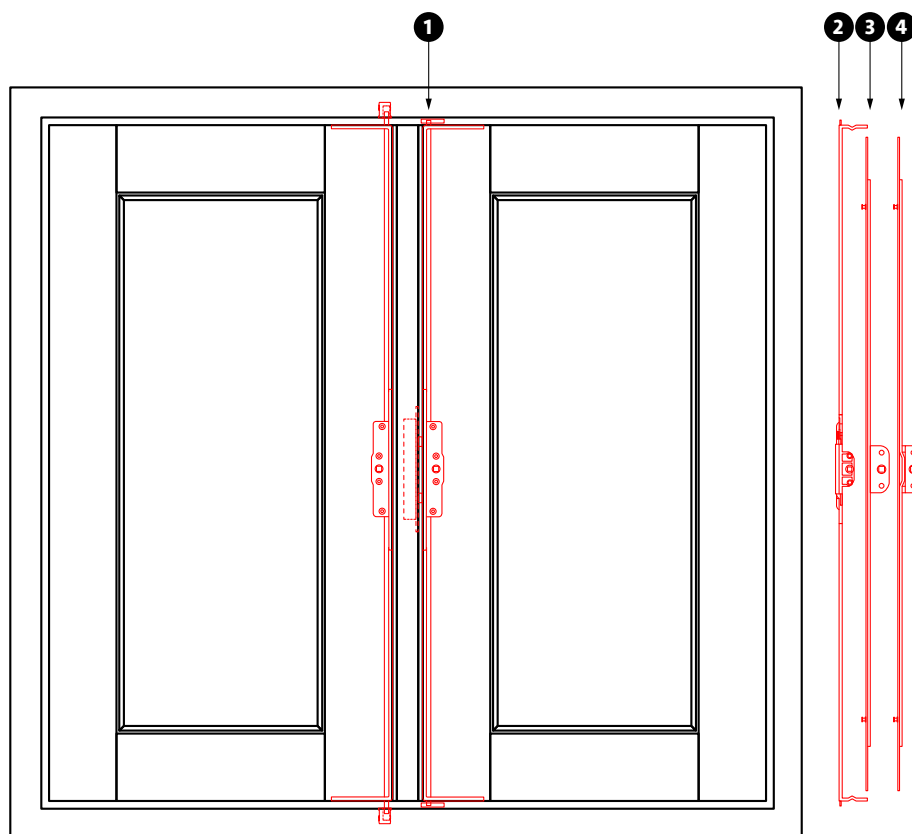
Timber French windows are a popular choice for many homes throughout the UK, as they provide a timeless look, especially for older period-styled properties. Producing French casement windows with two sashes and a fixed centre mullion is one option when manufacturing a French window. However, not only does the centre mullion obstruct your view when both windows are open, it can also obstruct access, especially if the opening is required as a fire escape route. A solution for this is to manufacture a French window with what is referred to as a “flying mullion”, where instead of the mullion being part of the window frame, it is attached to a slave sash. When the window is closed, it looks like a normal French window and when both sashes are opened, there is an uninterrupted view and more importantly (when access is concerned) a wide enough opening to escape in an emergency. Fire regulations state that the minimum opening aperture should be 330mm width x 750mm height.

To achieve this style of window, during the manufacturing process the mullion would be machined separately and then screwed to the slave sash. Both the slave and master sashes would have their own



Joinery by: JTP Joinery

locking mechanisms and be fixed to the frame using friction hinges. If the window is to be used as a fire escape, then egress friction hinges would be recommended to maximize the width of the opening. For the locking mechanisms, we would recommend using the Excalibur Shootbolt system. On the slave window, you would use the Excalibur no claw option. Using the no claw option will allow you to fix the mullion to the slave window with a spacer block in between, as shown in the section drawing below. This slave window should be locked into position by shootbolts into thimble keeps located in the frame. For locking the master window there are a few options.



You could use the claw version of the Excalibur shootbolt system, with stormproof keeps fixed to the surface of the flying mullion. Other options include the Maco MK1, Maco Inline, or the Vanguard Standard. In the section drawing above there are suggestions for other products we recommend when producing this type of window.

If you're externally glazing your windows, we would recommend using the Qwood QW-SD3 Clip in Glazing Bead, and if internally glazing we recommend the Qwood QW-SD4 Clip in Glazing Bead.

For more information on tooling for manufacturing the flying mullion section please contact Whitehill Tooling.

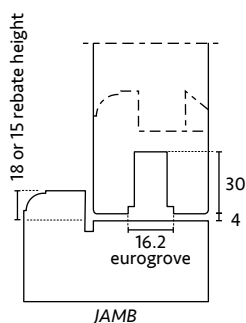
eXcalibur

SHOOTBOLT SYSTEM

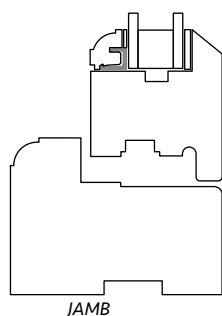


This range of shootbolts and accessories is the most comprehensive system available to the timber window market. Its flexibility to be used in performance (12mm) and flush (4mm) systems is unrivalled. Designed for flush and stormproof Timber Windows. This locking system is highly secure and has been tested to PAS24.

FLUSH PROFILE SECTION

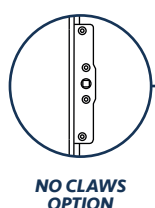


PERFORMANCE WINDOW SECTION

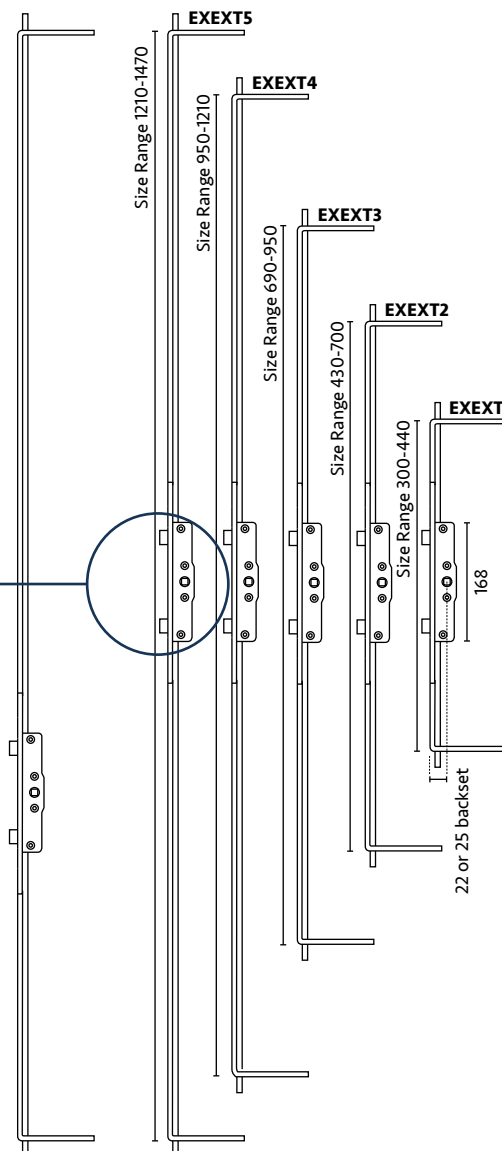


- Offset handle heights on tall windows for easy operation (see diagram)
- Short and tall window heights achieved with extensions, just let our sales team know your sash sizes and we'll work out the rest
- PAS24 security gearbox with reinforced retaining extension plate
- PAS24 range of keeps and accessories to achieve a higher level of security
- Fully pocketed flush keeps to help prevent water egress and achieves a better finish
- 5 different gearboxes for 22 & 25mm backsets with and without claws

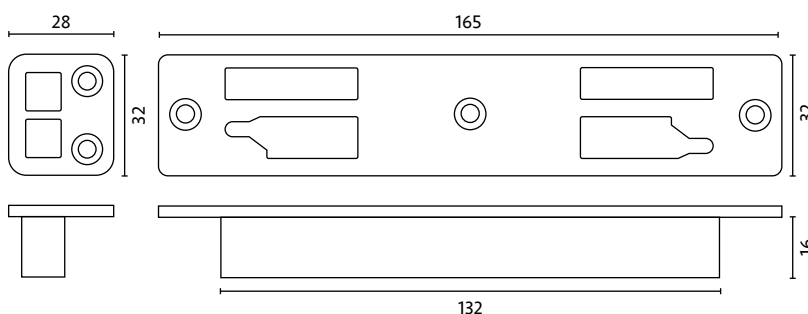
OFFSET WINDOW HEIGHTS FOR TALL WINDOWS




EXTENSION DETAILS



Pocket Night Vent Keeps



Centre Single Pocket Keep



Why use Excalibur?

- 22mm or 25mm backset
- Very versatile
- Allows for offset handle heights
- No centre claw version available for French Casements with no flying mullion

Gearbox

CODE	DESCRIPTION
EXGB22	Excalibur Gearbox 22mm backset
EXGB25	Excalibur Gearbox 25mm backset
EXGB22-PAS24	Excalibur PAS24 Gearbox 22mm backset
NO CLAW OPTION FOR FRENCH REBATED WINDOWS	
EXGB22-NC	Excalibur Gearbox 22mm backset (NO CLAWS)
EXGB25-NC	Excalibur Gearbox 25mm backset (NO CLAWS)



Scan for prices



SECURITY COVER PLATE

PAS24 GEARBOX

Extensions

CODE	DESCRIPTION
EXEXT1	Excalibur Extension 300 to 440mm (x2 required)
EXEXT2	Excalibur Extension 430 to 700mm (x2 required)
EXEXT3	Excalibur Extension 690 to 950mm (x2 required)
EXEXT4	Excalibur Extension 950 to 1210mm (x2 required)
EXEXT5	Excalibur Extension 1210 to 1470mm (x2 required)

Centre Keeps

	CODE	DESCRIPTION
1	EXCLKEEP-CENTRE	Excalibur Centre Lock Keep 8mm Stormproof
2	EXCLKEEP-FLAT	Excalibur Centre Lock Keep Flat Flush
POCKETED KEEPS		
3	SDH-CNV-POK	Excalibur Centre Pocket Keep Flat Flush Night Vent
4	SDH-SIN-POK	Excalibur Centre Pocket Keep Flat Flush Single

SDH-SIN-POK

SDH-CNV-POK

EXCLKEEP-FLAT

EXCLKEEP-CENTRE

Shoot Bolt Keeps

	CODE	DESCRIPTION
1	EXSBKEEP-FLAT	Excalibur Shoot Bolt Keep Flat Flush
2	EXSBKEEP-LH	Excalibur Shootbolt Keep 8mm Stormproof L/H
	EXSBKEEP-RH	Excalibur Shootbolt Keep 8mm Stormproof R/H
3	EXSBKEEP-PQ-L	PAS24 Security Stormproof Shootbolt Keep L/H
	EXSBKEEP-PQ-R	PAS24 Security Stormproof Shootbolt Keep R/H
POCKETED KEEPS		
4	SDH-SBK-POK	Excalibur Shootbolt Pocket Keep 4mm Flush Night Vent

Accessories for PAS24

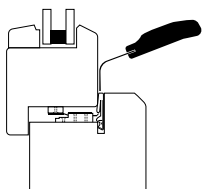
	CODE	DESCRIPTION
1	EX7DEG-LH	Excalibur 7 Degree Shootbolt Wedge - Left Hand
	EX7DEG-RH	Excalibur 7 Degree Shootbolt Wedge - Right Hand
2	MA356088	Flat Security Stabilising Plate - Silver

DSL

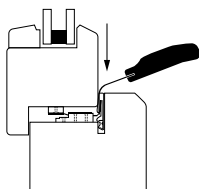
Dummy Sash Lock

- Retention of dummy sashes with no fixings
- Sash easily removed and locked back in position
- Works for performance windows with 12mm tolerance
- 1 set comprises of 5 components to fit one corner of each sash
- Use 2 sets with friction hinges or 4 sets without (one in each corner)
- 1 pack has 20 corner sets (for 5 or 10 windows)

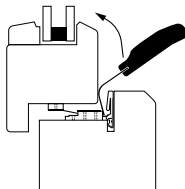
Step 1.



Step 2.



Step 3.



SASH

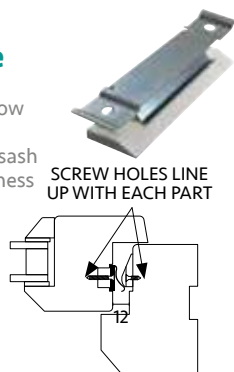


FRAME

HCD1

Hinge Compression Device

- Compression devices for Top Hung window (located on side of windows)
- 1 set comprises of 4 components to fit 1 sash
- Increases performance of weather tightness on top hung windows
- Can be fitted as remedial product
- Universally fits 12mm tolerance performance window
- Available in Brown or White



SCREW HOLES LINE UP WITH EACH PART

HCD2

Hinge Compression Device

- Compression devices for side hung windows
- 1 set comprises of 2 components
- Located on the hinge side of the sash/frame
- Universally fits 12mm tolerance performance window
- Available in Brown or White



SCREW HOLES LINE UP WITH EACH PART

Nico Heavy Duty Hinge

The Atlas Heavy Duty Friction Hinge range meets the increasing demand for larger and heavier windows. Top and side hung hinge variants accommodate sash weights of up to 60kg for Top Hung windows and 35kg for Side Hung windows. Increased bar thicknesses and additional fixing holes provide maximum stability and allow easy adjustment.

- Max. Vent weight of 35kg for Side Hung
- Max. Vent Weight of 60kg for Top Hung
- Stainless Steel riveted nose cap gives strength and reliability
- Glass reinforced nylon slide eliminates breaking and wear
- Brass adjustment screw provides adjustable friction
- 10 year mechanical guarantee
- 14mm Stack Height

WHY USE?

- Carries heavier weights than standard hinges
- Stainless construction has exceptional corrosion resistance

NiCo



	Top or Side Hung	Top Hung
	NICHD16	NICHD24
Size	16"	24"
Max vent weight	35kg Side Hung / 45kg Top Hung	60kg Top Hung
Max vent height	1000mm Top Hung	1500mm
Max vent width	900mm Side Hung	-
	(Boxed in 20 Pairs)	(Boxed in 10 Pairs)

Yale Friction Hinge

- Made from ferritic stainless steel
- 13mm stack heights
- Compatible with PVCu, timber and aluminium windows
- Endurance tested to 20,000 cycles
- Corrosion tested to 96 hours NSS
- Tested to BS 6375 Parts 1 & 2 for window performance: BS 6375-1:2015 classification for weather-tightness and guidance on selection and specification
- Tested to BS EN 1670
- Grade 3 corrosion resistance



10 YEAR MECHANICAL GUARANTEE

WHY USE?

- Secured by Design compliant when fitted with Yale ancillary security devices
- Most recognised brand in home security
- Delivers performance at a very competitive price



	Top Hung				Side Hung		Universal
	YALFH10TH	YALFH16TH	YALFH20TH	YALFH24TH	YALFH16SH	YALFH8T/SH	YALFH12T/SH
Size	10"	16"	20"	24"	16"	8"	12"
Max vent weight	16kg	21kg	24kg	35kg	24kg	12kg	22kg
Max vent height	400mm	700mm	780mm	1000mm	1200mm	350mm (IF TOP HUNG)	550mm (IF TOP HUNG)
Max vent width	-	-	-	-	-	400mm (IF SIDE HUNG)	600mm (IF SIDE HUNG)

Nico Egress Restricted

The Nico Restricted Egress Friction Hinge combines the features of standard restrictor and egress only hinges. It provides protection against falling through windows in an initial restricted mode, and then offers a quick escape route in the event of a fire in the egress position.

- 13mm stack height

EACH PAIR OF HINGES HAS ONE RESTRICTED AND ONE NON RESTRICTED FOR EASE OF USE



WHY USE?

- Child-resistant catch release for full opening, with automatic reset on closure
- BSI, BBA & SBD approved



Scan for prices



	Side Hung	
	NIC8431	NIC8441
Size	12"	16"
Max vent weight	22kg	26kg
Max vent width	600mm	700mm

Cotswold Egress Easy Clean



Easy to operate to easy clean mode all from handle, no man handling sash.

- Full opening to 90°
- Conforms to BS6375 1&2
- Stainless Steel
- Plastic end caps
- BBA approved
- 13mm stack height



WHY USE?

- Unique fitting position mode
- Best easy clean operation
- Competitive



Scan for prices



	Side Hung	
	COT-12-EE	COT-16-EE
Size	12"	16"
Max vent weight	18kg	21kg
Max vent height	1200mm	1200mm
Max vent width	600mm	600mm

Mega Egress Easy Clean

Some call these hinges 'Sumo' or 'Triad', however the trade name is 'Mega'. Both hinges can alleviate the binding issue associated with friction hinges and flush casement profiles.

- Stainless Steel parts – Grade 430
- Plastic parts – GF Nylon
- Tested to BS EN 1670
- Tested to EN1191
- Open to full 90°
- 13.5mm stack height
- Immobilizer to be fitted to easy clean sash width of above 600mm



WHY USE?

- Heavy carrying weights
- 8" perfect for French Casements
- Simple easy clean facility



Scan for prices



Side Hung

	QEGE8 (Egress Only)	QEGE13
Size	8"	13"
Max vent weight	33kg	40kg
Max vent width	600mm	900mm

Defender Egress Only

- Handed for better compression
- 10 year guarantee
- Tested to 30,000 cycles
- 13mm stack height
- Side hung only
- 80° opening



WHY USE?

- Top brand
- Variable friction adjustment
- Consistent performance



Window Restrictor

This product is perfect for creating friction and restriction on windows and doors where there is not enough clearance to use a Friction hinge.

- Tested to BS6375:2, withstanding a 350N force for a period of 1 minute
- Manufactured in the UK
- Fits in standard Euro groove
- Adjustable friction control
- Solid stainless steel construction
- No disengagement (permanent restriction)
- Non handed



Scan for prices



	SECEO12	SECEO16
Size	12"	16"
Max vent weight	22kg	24kg
Max vent width	400mm	700mm

	RS6	RS10
Size	6"	10"
Max vent weight	22kg	24kg
Max vent width	400mm	700mm

Defender Timber Variant

The UK's premium friction hinge for timber windows.

- Handed for better compression
- Low timber variant end cap for less binding
- 10 year guarantee
- Tested to 30,000 cycles
- 13mm stack height
- Side or top hung
- 304 Ferretic

WHY USE?

- Lipped slider for smooth operation
- Reduced end cap for no debris ingress



TIMBER VARIANT DETAIL



	Top Hung					Side Hung		Universal
	SECTH10	SECTH12	SECTH16	SECTH20	SECTH24	SECSH12	SECSH16	SECT-SH08
Size	10"	12"	16"	20"	24"	12"	16"	8"
Max vent weight (kg)	16kg	20kg	21kg	26kg	40kg	22kg	24kg	12kg/18kg
Max vent height	400mm	550mm	780mm	1100mm	1300mm	-	-	350mm
Max vent width	-	-	-	-	-	600mm	700mm	400mm

Royal Hinge Easy Clean Egress

This hinge works well on flush casement performance windows where binding is an issue.

- 14mm stack height
- Includes easy clean facility
- Stainless Steel
- Safer than most egress stays
- Incorporates a positive mechanical stop
- Maximum sash width of 900mm
- 14mm stack height



WHY USE?

- Eliminates binding issues
- Unique product
- 3 benefits in 1 hinge – Heavy Duty, Easy Clean and Egress



	Side Hung
	ROY14EE
Size	14"
Max vent weight	45kg
Max vent width	900mm

Stainless Steel Friction Hinge

- 13mm stack height
- Pointed arm and nylon end cap provide gasket compression and smooth engagement
- Friction adjustment cam
- Rigorously tested to ensure maximum carrying weights in maximum size window
- Tested to 240hrs corrosion resistance
- Top Hung, Side Hung and Egress Easy Clean options
- **Tested to PAS 24:2022 in Accoya**

EGRESS
EASY
CLEAN

STANDARD

ERA



NEW

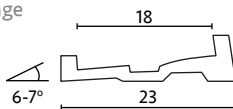


	Standard Top Hung				Standard Side Hung				Egress Easy Clean		
	ERA6TH	ERA8TH	ERA10TH	ERA12TH	ERA16TH	ERA20TH	ERA24TH	ERA12SH	ERA16SH	ERA12EE	ERA16EE
Size	6"	8"	10"	12"	16"	20"	24"	12"	16"	12"	16"
Max weight	9kg	11kg	16kg	19kg	25kg	28kg	39kg	22kg	28kg	22kg	28kg
Max height	400mm	350mm	400mm	550mm	750mm	1000mm	1200mm	1100mm	250mm	1000mm	1000mm
Max width	750mm	1200mm	1200mm	1200mm	1200mm	1200mm	1200mm	600mm	600mm	600mm	800mm

FHP

Hinge Packer

- Designed for bevelled cill of 6-7 degrees to square friction hinge
- 410mm length



FHS4325

Friction Hinge Screws

- Specially designed for friction hinges
- Sold and priced per 1000
- 4.3mm x 25mm
- Other sizes available
- Austenitic



Riser Block

RUB-WH/BR

Helps the sash locate correctly into the frame, usually fitted to the hinge side it can help correct out of line sashes on casement windows.



- White or brown
- L35 x W25 x H12mm
- Aids security (Used in PAS24 test)

CR-R/L

Stainless Steel Window Restrictor Stay

- 102mm x 16mm x 62.5mm
- Provides an add-on security solution that can be retrofitted
- Available in left or right hand options Includes 9.5mm stud
- Grade 5 Corrosion Resistance (480 hours)



NEW



Scan for prices



Key Locking Restrictor & Pin

- Automatic locking
- Automatic engagement
- Concealed fitting
- Restricts sash to 100mm opening
- Dedicated key release
- Retro fitting option
- Suitable for all window styles: PVCu, Aluminium & Timber
- Conforms to BS EN 14351:2006 Clause 4.8
- Constructed from stainless steel and zinc alloy
- Handed



Restrictor
VLR-LH/RH


Pin
VLR-PIN

AS1-2-KIT

SAC Bolt & Keep™ Side Security System

The SAC Bolt & Keep is the only single product that can improve window performance all year round


- Improves security
- Improves weather and sound insulation
- Improves hinge reliability
- Improves closing operation of the window
- A cost effective security upgrade that can really make a difference
- For hinged side of window



USED ON OUR
PART Q
2022 TESTING
DETAILS ON PAGES 6-7

Vanguard Security Lockable Window Restrictor

- Strength tests to forces over 100kg when the cable is locked in the mechanism (the industry standard is 50kg!)
- Stainless Steel wire
- Complete with key



CWR

ERA Sash Jammer Kit

- Easy to install with or without the need for additional locking (Key provided).
- Local Authorities and Housing Associations recommend it to boost domestic security.



WHITE: ERA-7A002
BROWN: ERA-7A005

ASD1

ASD Security Device

- For securing hinged side of sash
- Tested and exceeded PAS24
- 10 Year technical guarantee
- Sold as set of 4



securistyle



10 YEAR MECHANICAL GUARANTEE

MA1236

Maco™ Surface Tilt Restrictor


- Great for retro fit
- Non-handed
- Available in white



Roto Tilt & Turn

We are able to quote for Roto invisible Tilt & Turn. Tight Sash rebate sizes required.

PLEASE CONTACT OUR SALES TEAM

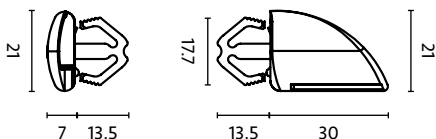


CONTACT US OR LOGIN ONLINE FOR TRADE PRICES

Yale Slim Vent Trickle Vent & Canopy Set

- Meets the requirements of revised Document F (England & Wales) and Scottish Building Regulations Standard 3.14
- Tested at BRE to EN13141-1:2019 and BS EN ISO 10140-1
- Easy fixing: Clip-fit (for UPVC) or screw fix (for timber)
- Strong ASA construction
- Yale 10 Year mechanical guarantee
- Yale 1 Year surface finish guarantee
- Trickle Vent and canopy
- 2500mm² EA (252mm x 21mm) or 4000mm² EA (386mm x 21mm)

Available Finishes: White, Black or Anthracite Grey



Clip-fit or screw fix



Scan for prices



2500² EA
YSV2500

4000² EA
YSV4000

TECHNICAL DRAWINGS AVAILABLE, PLEASE ASK FOR DETAILS.

Titon SF Xtra High Performance Aluminium Vent

The SF Xtra is a high performance, surface mounted aluminium slot ventilator. It is the shortest vent available to provide 5000mm² EA.

- Simple construction to aid painting, self-assembly & fitting
- For use over a 13 or 16mm slot
- Gasket combines with compression closing action improves sealing in adverse conditions
- Ideal for retrofit applications, over a slot or series of holes
- Available in White, Brown, Black and Anthracite Grey (Special order)



Scan for prices



294mm Vent
SFX13 4000² EA
TA7831

SF318 Canopy
TA5010

434mm Vent
SFX13 4000² EA
TA7833

SF418 Canopy
TA5005



SCAN FOR TRICKLE VENT PRICES...

PLEASE **LOGIN TO YOUR ONLINE TRADE ACCOUNT** TO VIEW TRADE PRICES.

or visit: www.sdhardware.co.uk/window-hardware/trickle-vents



**THE ANSWER TO PARTQ...
THE TIMBER WINDOW & DOOR
INDUSTRY HAS BEEN LOOKING FOR!**

THE
PARTQ
BLUEPRINT



See pages 6-7 for more details



ERA

accoya

Trimvent 90 Hi Lift

- Semi-recessed aluminium slot ventilator that fits over a 16mm slot
- Ideal for both new build or refurbishment jobs
- Felted gasket for increased performance
- Available in white, brown or (black & other colours special order)

TV90-250 (Equivalent Area Airflow of up to 2200mm²)
300mm (250 x 22mm) Slot size (212 x 16mm)

TV90-300 (Equivalent Area Airflow of up to 2500mm²)
300mm (300 x 22mm) Slot size (262 x 16mm)

TV90-425 (Equivalent Area Airflow of up to 4300mm²)
425mm (425 x 22mm) Slot size (387 x 16mm)

TV90-250

TV90-300

TV90-425



Slot Sizes

TV90-250



TV90-300



TV90-425



Trimvent 90 Hi Lift & Trykvent Canopy

- Canopy to suit above Trimvent 90 vent & Trykvent
- Features integral screw covers
- Available in white, brown or black (other colours special order)
- Special ral colours available to order

TV90C-263 - 263 x 24mm

TV90C-303 - 303 x 24mm

TV90C-441 - 441 x 24mm

TV90C-263

TV90C-303

TV90C-441



Trykvent

- Specifically designed for high performance timber windows
- Easily removed without damage to product
- High quality, robust operating mechanism
- Available in White or Brown
- Available in 2 sizes
- XC16 Canopy, PG16 or GN16 Grilles can be used with this vent as an option
- Can be used with TV90 Canopy (above)

TRK283 (Equivalent Area Airflow of up to 3000mm²)
283mm (283 x 27mm) Slot size (151 x 10 x 151 x 16mm)

TRK389 (Equivalent Area Airflow of up to 4300mm²)
389mm (389 x 27mm) Slot size (226 x 16mm)

TRK283

TRK389

Slot Sizes

TRK283




TRK389



GN16 Grille

- Grille to fit XS16 & XR16 (2 x 148mm)
- Push in grille for 16mm slot
- Available in Brown or White
- Priced per pair



GN16-GRILL

Flat Aluminium Grille

- Suitable for use with TV4000 Trickle Vent
- 380mm x 22mm
- Available in White or Brown
- Priced per pair



White
TH275-020

Brown
TH275-023

Titon TV90 Flat Grille

NEW

- Aluminium Construction
- Flat Grille
- Suitable for use with the TV90 435mm Trickle Vent
- 435mm x 30mm

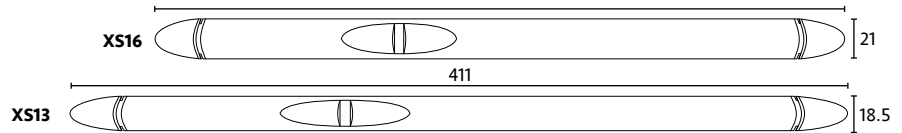


White
TA751-020

Black
TA751-002

Trimvent Select XS16/XS13/S13

- Surface mounted vent
- Sleek design
- Available in Brown or White
- Easy operation
- Overall slot size: **XS16:** 312 x 16mm, **XS13:** 367 x 13mm **S13:** 223 x 13mm
- Airflows: **XS16:** 4600mm² **XS13:** 4400mm² **S13:** 1700mm²




XS16VENT XS13VENT

XR16VENT

Trimvent Select XR16

- Flush fit recessed vent
- Available in White, Brown, Black and Anthracite Grey
- Easy operation
- Product length: 351 x 22mm
- Overall slot size: 312 x 16mm (22mm recess)
- **Equivalent Area Airflow of up to 4600mm²**

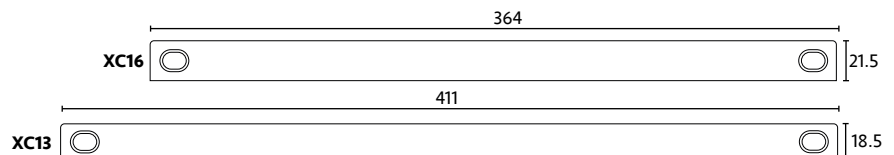


Trimvent Canopy XC16/XC13/C13

- Canopies to fit XS16 & XR16
- Available in Brown or White



Scan for prices



XC16CANOPY XC13CANOPY

Titon SW Flat Grille

- Aluminium Construction
- Flat Grille
- 472mm x 22mm



White
TH276-020



Trimvent 4000 Hi Lift Vent

This range of vents are manufactured from aluminium giving your window a high end feel. Manufactured by Titon™

TVV2000HL 2200mm² Equivalent Airflow
TVV4000HL 4000mm² Equivalent Airflow

Slot size Vent 174x20x174mm (13x368mm)
Slot size Canopy (13x354mm)

Available in Black, Brown and White.

Use with TV90C Canopies



Vent **TVV2000HL** Vent **TVV4000HL**


Timber Series Guru Cranked Locking Window Fastener

The Timber Series Guru Locking Window Fastener is suited to the timber series range and has a classic design with a contemporary twist to create an elegant and stylish window.


- Left and right hand available
- Heavyweight locking handle with solid die-cast construction
- Perfectly matching slimline and standard keeps available
- Match with the Timber Series collection of stays
- Supplied with colour-coordinated screws
- BS EN 1670:2007 Grade 5 (480 hours) Corrosion Resistance
- Tested to in excess of 50,000 cycles
- Grade 5 Corrosion Resistance (480 hours)
- Keep sold separately

Handle
GURU

Keep
GURU-KEEP



 **TIMBERSERIES**



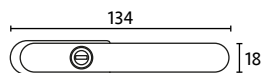
Timber Series Fastener

- Solid die-cast construction
- Supplied with matching fixings
- Tested to 50000 cycles
- Non-Handed

Available in Hardex Gold, Hardex Chrome, Premium Satin, Black, Hardex Bronze, Antique Black & White


10 YEAR MECHANICAL GUARANTEE

 **480hrs SALT SPRAY GUARANTEE**



TSLF
LOCKING

TSNLF
NON-LOCKING



 **TIMBERSERIES**



SOXCH

Stainless Steel Non-Espag Handle

- Handed
- Locking
- Complete with mortice plate screws
- Night vent position on mortice plate option

SOXHP

Hook Plate

- To suit flush window profile



SOX
STAINLESS STEEL

L110010

Cascapol Non-Foaming Waterproof Joinery Wood Glue

NEW

- Formulated to bond modified timbers (Accoya)
- Solvent & Water Free
- 100% Adhesive
- Easy cleaning
- D4 Waterproof
- Non-Foaming
- Chemical Resistant
- Bonds in 10mins
- Odourless

750g

6 PER BOX



Timber Series Monkey Tail Window Stay

NEW

- 10" Tear Drop Operating Stay Bar
- Suitable for both left and right-handed windows
- Supplied with matching fixing screws
- Available in Hardex Gold, Hardex Chrome, Antique Black and Graphite



Scan for prices



TIMBERSERIES

Monkey Tail
TS-MTS

Timber Series Tear Drop Window Stay

NEW

- 10" Tear Drop Operating Stay Bar
- Suitable for both left and right-handed windows
- Supplied with matching fixing screws
- Available in Hardex Gold, Hardex Chrome, Antique Black and Graphite



Scan for prices



TIMBERSERIES

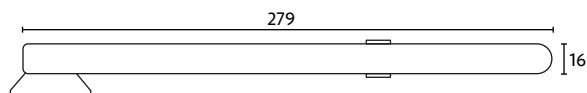
Tear Drop
TS-TDS

Timber Series Stay

- Locking or Non-Locking
- Non-handed: will fit left and right-hand windows
- Supplied including machine screws
- Length: 279mm
- Width: 16mm

Available in Hardex Gold, Hardex Chrome, Premium Satin, Black, Hardex Bronze, Antique Black & White

10

YEAR MECHANICAL
GUARANTEE480hrs
SALT SPRAY
GUARANTEETSLS
LOCKINGTSNLS
NON-LOCKING

TIMBERSERIES


SOXSTAY260

Stainless Steel Stay

- 260mm length
- Complete with 2 pins and screws

SOX
STAINLESS STEEL

Scan for prices



SCAN FOR WINDOW HARDWARE PRICES...

PLEASE **LOGIN TO YOUR ONLINE
TRADE ACCOUNT** TO VIEW PRICES.

or visit: www.sdhardware.co.uk and
enter the product code in the search bar.
Please make sure you are logged in first
to view trade prices.

MS-M5-40


Stainless Steel (Marine Grade) Machine Screws

40mm M5 Machine Screws for window handles

- Recommended for use with Accoya
- Replacement for mild steel screws supplied with window handles

RECOMMENDED
FOR USE WITH

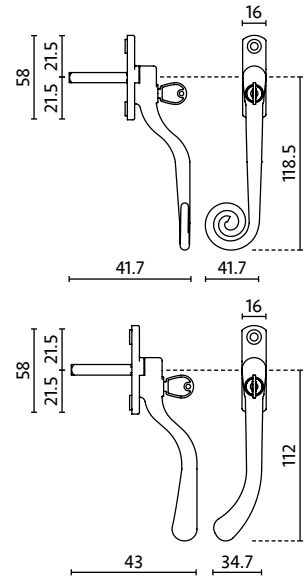
CORNISH HERITAGE
COLLECTION



CH-MT/TD-LH/RH

Monkey Tail or Tear Drop Espag Handle

- Exceeds BSEN1670 Polished Chrome (PC), Smokey Chrome (SM), Black (BL) & Mottled Grey (MG)
- Complete with 40mm spindle and machine screws
- Matching stays available (below)
- Lockable with key
- Handed



Scan for prices



10 YEAR MECHANICAL GUARANTEE
240hrs SALT SPRAY TESTED

Timber Series Monkey Tail Locking Espag Window Handle

- 40mm spindle length
- Grade 5 (480 hours) for Corrosion Resistance
- Includes matching fixings
- Tested to PAS 24:2012
- Available in Hardex Gold, Hardex Chrome, Antique Black and Graphite
- Key included
- Handed




Scan for prices



NEW

TIMBERSERIES

Monkey Tail
TS-MTEL



Timber Series Tear Drop Locking Espag Window Handle

- 40mm spindle length
- Grade 5 (480 hours) for Corrosion Resistance
- Includes matching fixings
- Tested to PAS 24:2012
- Available in Hardex Gold, Hardex Chrome, Antique Black and Graphite
- Key included
- Handed




Scan for prices



NEW

TIMBERSERIES

Tear Drop
TS-TDEL



Devoran Monkey Tail Espag Handle

- Narrow back plate (18mm)
- Locking
- Complete with screws
- 40mm spindle
- Handed
- Matching Stay available

ANTIQUE
X
DEVORAN
HARDWARE

Black
DEV-ESP

Pewter
DEV-ESP



SOX-ESP

SOX Stainless Steel Espag Handle

- Contemporary round bar design
- Complete with 35mm spindle and machine screws
- Locking
- Handed
- Matching Stay available

SOX
STAINLESS STEEL



Timber Series Connoisseur MK1 Offset Espag Handle

- Available in Satin Chrome, Hardex Chrome, Hardex Gold, White and Black
- Complete with machine screws
- Finish swatches below
- 40mm spindle
- Handed

TSECLH/RH
SC/HC/HG/WH/BL



TIMBERSERIES

Timber Series is a collection of suited Window & Door hardware that provides a uniform aesthetic across all of your Joinery.

Timber Series Connoisseur MK2 Offset Locking Espag Window Handle

- Solid die-cast construction ensures durability with heavyweight and sturdy feel for a reliable grip
- Heavy-duty sprung latching wedge adds extra security
- Long handle provides greater leverage and smooth operation without hand catching
- Cover caps with a colour-coordinated finish for a polished look
- Certified by Secured By Design for enhanced security
- Key included clicks securely into place upon insertion
- Comes with a complete screw and spindle pack for easy installation
- Handed

Available in the following finishes: Anthracite Grey, Antique Black, Black, Graphite, Hardex Bronze, Hardex Chrome, Hardex Gold, Rose, Premium Satin, White

10 YEAR MECHANICAL GUARANTEE

480hrs SALT SPRAY GUARANTEE

Scan for prices



TSEOF
GRA/HB/HC/HG/RO/ABL/
WH/BL/A/SA



Timber Series Connoisseur MK2 Inline Locking Espag Window Handle

- Solid die-cast construction ensures durability with heavyweight and sturdy feel for a reliable grip
- Heavy-duty sprung latching wedge adds extra security
- Long handle provides greater leverage and smooth operation without hand catching
- Cover caps with a colour-coordinated finish for a polished look
- Certified by Secured By Design for enhanced security
- Key included clicks securely into place upon insertion
- Comes with a complete screw and spindle pack for easy installation
- Non-Handed

Available in the following finishes: Anthracite Grey, Antique Black, Black, Graphite, Hardex Bronze, Hardex Chrome, Hardex Gold, Rose, Premium Satin, White

10 YEAR MECHANICAL GUARANTEE

480hrs SALT SPRAY GUARANTEE

Scan for prices



TSEIL
GRA/HB/HC/HG/RO/ABL/
WH/BL/A/SA



**FOR FULL PRODUCT RANGE,
TECHNICAL DRAWINGS &
IMAGES OF ALL FINISHES
PLEASE VISIT**

sdhardware.co.uk/brands/devoran

SCAN TO VIEW
FULL RANGE
AND PRICES



1 **DEVMTST8/10/12PE**
Pewter Monkey Tail Stay
8 Inch, 10 Inch or 12 Inch

2 **DEVMTST8/10/12BL**
Black Monkey Tail Stay
8 Inch, 10 Inch or 12 Inch

6 **DEVMTFPE**
Pewter Monkey Tail Fastener
8 Inch, 10 Inch or 12 Inch

3 **DEV90-PE-8/10/12**
Pewter Shepherd's Crook Stay
8 Inch, 10 Inch or 12 Inch

6 **DEVMTFBL**
Black Monkey Tail Fastener



4 **DEVLFB**
Black Monkey Tail Lockable Fastener

5 **DEV90**
Pewter Shepherd's Crook Fastener

Devoran Antique Hardware is a collection of competitively priced window & door furniture for properties requiring traditionally styled ironmongery.

ANTIQUE
DEVORAN
HARDWARE

7 FA-LOCK-PIN (PW)

Locking Pins
Black or Pewter



8 DEV105-BL

Black Bulb End Stay
8 Inch, 10 Inch or 12 Inch

9 DEV105-PE

Pewter Bulb End Stay
8 Inch, 10 Inch or 12 Inch

10 DEVBUST

Black Swirl End Stay
8 Inch, 10 Inch or 12 Inch



11 DEV106-BL

Black Bulb End Fastener

11 DEV106-PE

Pewter Bulb End Fastener

12 DEVBUFB

Black Swirl End Fastener

DART

BRASS COLLECTION

This collection of Brass window furniture offers a range of styles and finishes that are functional and competitively priced. Traditionally designed and manufactured, available in a variety of finishes.

1 **DAR-114-8/10/12**

SNP

Monkey Tail Stay

8, 10 or 12 Inch

2 **DAR-007-8/10/12**

SNP

Bulb End Stay

8, 10 or 12 Inch

3 **DAR-115-8/10/12****Reeded Stay**

8, 10 or 12 Inch

4 **DAR-117-8/10/12**

SNP

Spoon End Stay

8, 10 or 12 Inch

5 **DAR-010****Tear Drop Fastener**

with hook & Mortice Plate

6 **DAR-007**

SNP

Bulb End Fastener

with hook & Mortice Plate

7 **DAR-114**

SNP

Monkey Tail Fastener

with hook & Mortice Plate

8 **DAR-116**

SNP

Spoon End Fastener

with hook & Mortice Plate

9 **DAR-115****Reeded Fastener**


with hook & Mortice Plate

10 **DAR-011****Victorian Fastener**

with wedge plate

POLISHED CHROME
POLISHED BRASS
SATIN CHROME
ANTIQUÉ BRASS

SNP Also available in
Satin Nickel Plated



SCAN TO
VIEW
FULL RANGE
AND PRICES



*EACH PRODUCT ON THIS PAGE IS AVAILABLE IN POLISHED CHROME, POLISHED BRASS, SATIN CHROME & ANTIQUÉ BRASS. WHERE STATED SATIN NICKEL PLATED IS ALSO AVAILABLE.


Knurled Casement Fastener

- Material: Cast Brass
- Size of Fastener: 100mm
- Height of Product: 30mm
- Supplied with matching screws
- Available in Polished Brass, Polished Chrome, Satin Chrome, Antique Brass and Satin Nickel




DART
BRASS COLLECTION

DAR-118



Surface Fix Timber Pivot Hinge (Pair)

- This pair of timber pivot hinges have a simple surface mount design, and are suitable for timber windows up to 1.5m
- Available in Polished Brass, Polished Chrome or Satin Chrome



PIVOT


Knurled Casement Stay

- 200mm (8"), 250mm (10") or 300mm (12")
- Material: Cast Brass
- Height of Product: 32mm
- Comes with screws
- Knurled profile
- Non-Locking
- 2 x Pins included
- Available in Polished Brass, Polished Chrome, Satin Chrome, Antique Brass and Satin Nickel



DART
BRASS COLLECTION

DAR-118-8/10/12



Locking Casement Pin

- To suit above stays
- Complete with screws and key
- Available in Polished Brass, Polished Chrome and Satin Chrome



DART
BRASS COLLECTION

DAR-257



Dart Roller Arm Stays

- Height of Product: 30mm
- Complete with screws
- Non-Handed product
- Available in Antique Brass, Polished Brass, Polished Chrome, or Satin Chrome



DART
BRASS COLLECTION

152mm 200mm
DAR250 DAR234



Fan Light Catch

- Flush and offset keep
- Complete with screws
- Available in Polished Brass, Polished Chrome, Satin Chrome and Antique Brass



DART
BRASS COLLECTION

DAR236



Dart Quadrant Arm Stays

- Complete with screws and key
- Available in Polished Brass, Polished Chrome, Satin Chrome and Antique Brass



DART
BRASS COLLECTION

152mm 200mm
DAR235 DAR251



Dart Concealed Pivot Window Hinge

- Manufactured from solid brass
- Easy installation
- Concealed fixing
- 2 pins and 2 receivers per pack




DART
BRASS COLLECTION

DAR-BWP-BR

Teardrop Espag handle

- Handle Length: 127mm
- Fixing Plate: 55mm x 16mm
- Available in 4 finishes

A | FROM THE ANVIL



20463 20462 20461

DIFFERENT PEAR DROP
STYLES AVAILABLE



20460

Peardrop Espag handle

- Handed
- Handle Length: 115mm
- Fixing Plate: 66mm x 20mm
- Available in 2 finishes

A | FROM THE ANVIL



PE

RH - 33683
LH - 33682



BL

RH - 33298
LH - 33297

Shepherd's Crook Espag handle

- Handed
- Handle Length: 103mm
- Fixing Plate: 66mm x 20mm
- Available in 2 finishes

A | FROM THE ANVIL



PE

RH - 33602
LH - 33603



BL

RH - 33957
LH - 33958

Reeded Espag Handle

- Very stylish, made from Solid Brass
- 69mm x 15mm fixing plate
- Complete with 40mm spindle fixings
- Handed

Finishes available:

Aged Brass (83913/5)
Polished Nickel (83914/6)
Polished Chrome (90331/2)
Aged Bronze (83972/3)
Polished Bronze (91942/3)
Polished Brass (46709/10)



Newbury Espag Handle

- Very stylish, made from Solid Brass
- 69mm x 15mm fixing plate
- Complete with 40mm spindle fixings
- Handed

Finishes available:

Aged Brass (91443/4)
Polished Nickel (91457/8)
Polished Chrome (91450/1)
Aged Bronze (91464/5)
Polished Bronze (91953/4)
Polished Brass (46527/8)



Brompton Espag Handle

- 68mm x 16mm fixing plate
- Complete with 40mm spindle fixings
- Handed

Finishes available:

Black (46163/4)
Matt Black (46165/6)
Pewter (46167/8)
Aged Brass (45503/4)
Polished Nickel (46161/2)
Polished Chrome (46159/60)
Aged Bronze (46169/70)
Polished Bronze (46171/2)
Polished Brass (50613/4)



A | FROM THE ANVIL

A | FROM THE ANVIL

A | FROM THE ANVIL

Hinton Espag handle

- Handle Length: 142mm
- Fixing Plate: 69mm x 16mm
- 43mm centres
- Left or Right hand available

A | FROM THE ANVIL



45349/50
Aged Brass



45351/2
Polished Chrome



45353/4
Polished Nickel



45357/8
Polished Bronze



45355/6
Aged Bronze



46701/2
Polished Brass

WE CAN SOURCE ALL ANVIL PRODUCTS AT **COMPETITIVE PRICES**, PLEASE ASK FOR PRICES.

A | FROM THE ANVIL

WE'RE ONE OF THE TOP DISTRIBUTORS OF **FROM THE ANVIL** PRODUCTS IN THE UK, AND THEREFORE CAN SUPPLY AT VERY COMPETITIVE PRICES.

IF THERE ARE PRODUCTS YOU DON'T SEE IN OUR CATALOGUES, PLEASE CHECK OUR WEBSITE OR GIVE US A CALL AND WE'LL BE HAPPY TO PROVIDE A QUOTE.

BULK DISCOUNTS ALSO AVAILABLE.



SCAN TO VIEW
A SELECT RANGE
ONLINE OR PROVIDE
US WITH ANVIL
CODES AND WE CAN
PROVIDE A QUOTE

Peardrop End Non-Locking Stay

Overall Lengths:
8" Length: 9" (230mm)
10" Length: 10 1/2" (280mm)
12" Length: 12 1/2" (320mm)



33291 8" BLACK 33677 8" PEWTER



33292 10" BLACK 33678 10" PEWTER



33293 12" BLACK 33679 12" PEWTER



Monkey Tail End Non-Locking Stay

Overall Lengths:
8" Length: 9" (222mm)
10" Length: 10 1/2" (272mm)
12" Length: 12 1/2" (320mm)



33281 8" BLACK 33630 8" PEWTER



33282 10" BLACK 33631 10" PEWTER



33283 12" BLACK 33632 12" PEWTER



Shepherd's Crook End Non-Locking Stay

Overall Lengths:
8" Length: 9" (265mm)
10" Length: 10 1/2" (315mm)
12" Length: 12 1/2" (360mm)



33960 8" BLACK 33605 8" PEWTER



33961 10" BLACK 33606 10" PEWTER



33962 12" BLACK 33607 12" PEWTER



WE CAN SOURCE ALL **ANVIL** PRODUCTS AT **COMPETITIVE PRICES**, PLEASE ASK FOR PRICES.

Heritage Brass

M. Marcus's signature brand, Heritage Brass, is renowned for exquisitely designed high quality products spanning door hardware, cabinet hardware, and electrical accessories. From conception to the current day, Heritage Brass continues to expand its ranges with timeless designs and extraordinary finishes to provide customers with ultimate choice and flexibility. Heritage Brass products provide a final touch of elegance to any interior.

HERV990-8/10/12
Spoon End
Non-Locking Stays
Available in 8", 10" & 12"

HERV992-8/10/12
Bulb End
Non-Locking Stays
Available in 8", 10" & 12"

SCAN TO VIEW
FULL RANGE
AND PRICES




HERV1005W
Heritage Spoon End
Locking Fastener
Weather Stripped Version
Allen key locking

HERV1008
Heritage Ball End
Non-Locking Fastener
Suitable for weather strip windows

HERV1003
Heritage Spoon End
Non-Locking Fastener

POLISHED
BRASS



POLISHED
CHROME



SATIN
CHROME



SATIN
NICKEL



POLISHED
NICKEL



ANTIQUE
BRASS



MATT
BRONZE



SATIN
BRASS



STANDARD FINISHES

PREMIUM FINISHES

Sliding Window Kit

Yorkshire Slide 25 is suitable for lightweight single sliding panels up to 25kg in weight. Available as either a single panel or double panel bi-passing kit.

Kits include 1800mm track and channels, guides and rollers, of which have very smooth bearings. Kits can also be used as light duty room divides / hatches.

- Yorkshire Sliders
- Complete with tracks, rollers, guides and fixings
- For sashes up to 600mm or 900mm wide
- Light duty

1 Moving Sash Price
YORKSHIRE-600

2 Moving Sash Price
YORKSHIRE-900

2 Moving Sash kit shown in image

If above 25kg... Talk to the team about Vista Patioslide



Yorkshire Heavy Duty Sliding Window Kit

Yorkshire Heavy Duty Sliding Window kit is suitable for single sliding panels. The kit includes both bottom track and top channel, heavy-duty guides and heavy-duty rollers. This kit supports windows up to 200kg.

If using on Windows, we also recommend the Excalibur Flush Window System.

- Yorkshire Sliders
- Complete with tracks, rollers, guides and fixings
- Available with 1800mm or 3000mm tracks
- Heavy duty (Supports windows up to 200kg)

1800mm Track
YORKSHIRE-HD-1-1800

3000mm Track
YORKSHIRE-HD-1-3000



SCAN FOR YORKSHIRE SLIDING KIT PRICES...

PLEASE **LOGIN TO YOUR ONLINE TRADE ACCOUNT** TO VIEW TRADE PRICES.

or visit: www.sdhardware.co.uk/window-hardware/sliding-and-folding-windows



**THE ANSWER TO PARTQ...
THE TIMBER WINDOW & DOOR
INDUSTRY HAS BEEN LOOKING FOR!**

THE
PARTQ
BLUEPRINT



See pages 6-7 for more details



ERA

accoya

Anatomy of a Timber Door

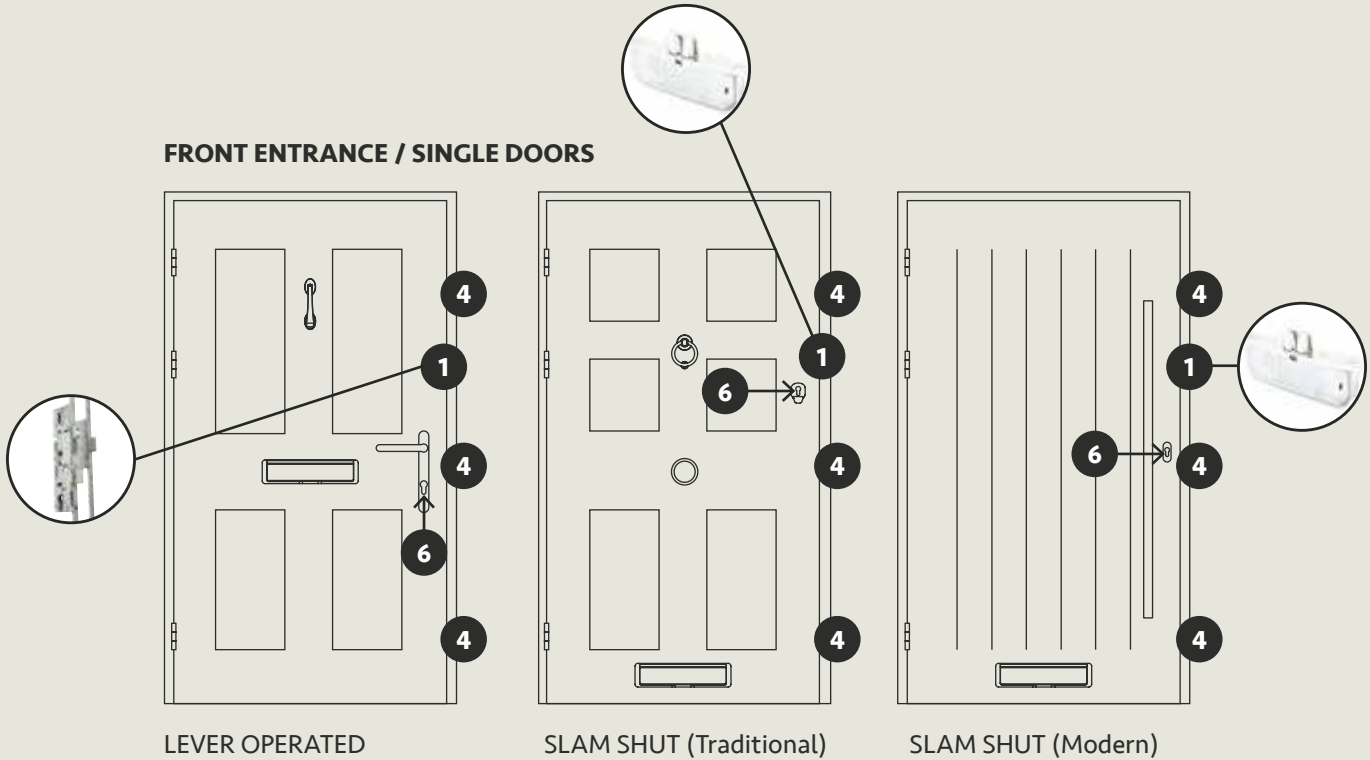
and what **SDH** can supply

- 1. Front Entrance Door Locks
- 2. Stable Door Locks

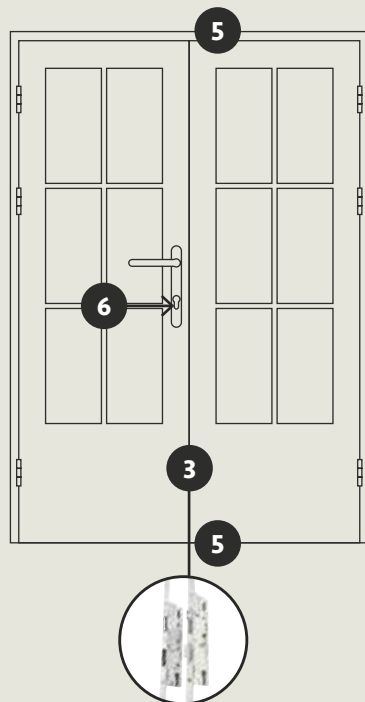
- 3. French Door Locks
- 4. Door Keeps

- 5. Shoot Bolts
- 6. Cylinders

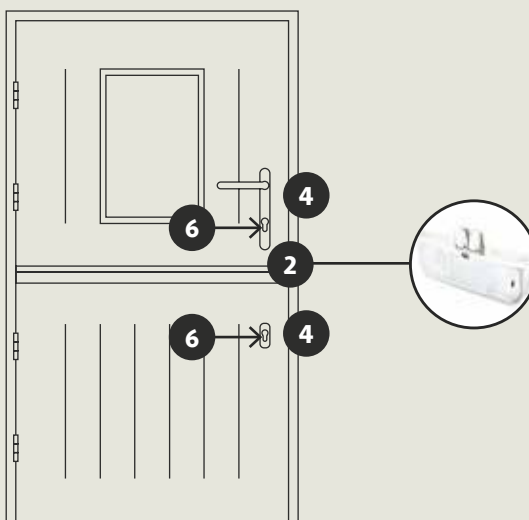
FRONT ENTRANCE / SINGLE DOORS



FRENCH DOORS



STABLE DOORS



We have all bases covered at **SDH** when you're looking for the products needed to manufacture timber doors.

Please get in touch and we'll be happy to help with your next door project.

WHICH TYPE OF DOOR?



WHEN FITTING DOOR ESPAGS WE RECOMMEND USING STAINLESS STEEL SCREWS, ESPECIALLY IF USING ACCOYA

USED ON OUR
PART Q
2022 TESTING

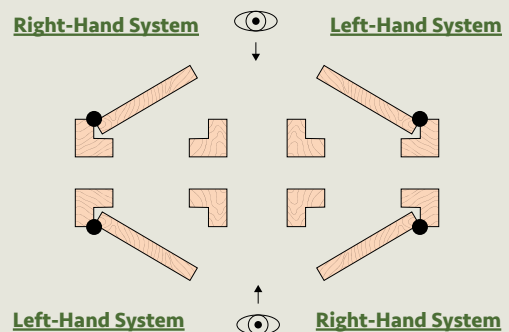
DETAILS ON PAGES 6-7

HOW TO HAND YOUR DOOR

The method SDH use to determine the handing of keeps for French and single doors is quite simple.

You look at the hinge knuckle of the single or master (on French doors) and what ever side it is hinged on is the hand you require.

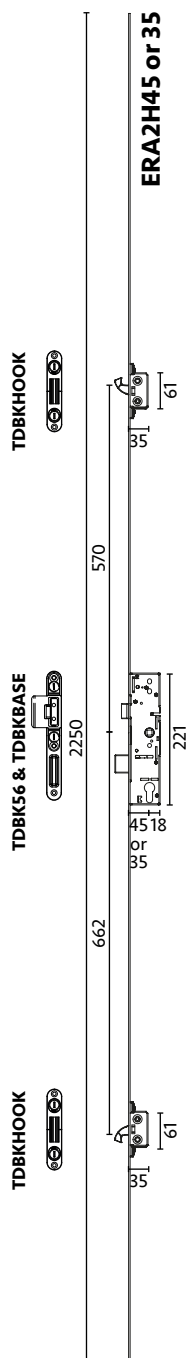
The diagram opposite can also be interpreted as a French door, one being the slave, the Master is the one you would hand from.



Era 2 Hook Bolt Front Entrance Door Lock

This very popular Timber multipoint door lock offers a very high level of security with easily adjustable keeps.

- Stainless Steel Faceplate 16mm
- Designed to meet and achieve PAS 24 in Timber
- 2 High security Tapered Hook Bolts
- 35 or 45mm backset with sprung gearbox
- Bi-Directional gear box
- Split spindle built-in
- Snib latch hold back
- Non-handed
- Easy screwdriver adjustable keeps that stay adjusted
- 92mm centres



ERA 

LOCK COMPONENTS

CODE	DESCRIPTION
ERA2H45	ERA Timber Door Bolt 2 Hook 45mm BS 16mm Stainless Steel F/P
TDBKBASE	Timber Door Keep Latch Base
TDBK56	Timber Door Latch Strike 56mm
TDBKHOOK	Timber Door Hook Bolt Keep x2
FULL FRONT DOOR KIT CODE: ERA2-HBFD	

PLEASE REFER TO
PAGE 90 FOR KEEPS



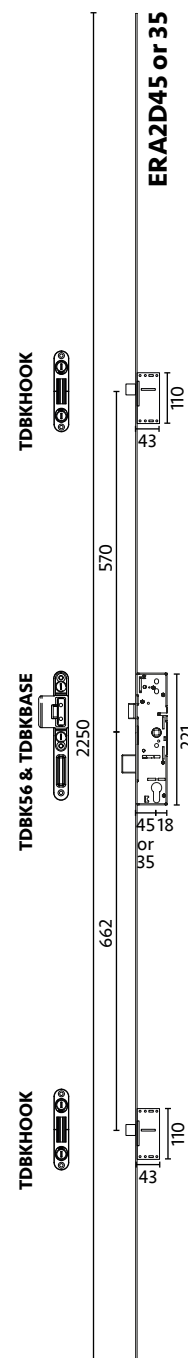
10 YEAR MECHANICAL
GUARANTEE



Era 2 Dead Bolt Front Entrance Door Lock

This very popular Timber multipoint door lock offers a very high level of security with easily adjustable keeps.

- Stainless Steel Faceplate 16mm
- Designed to meet and achieve PAS 24 in Timber
- 2 High security tapered dead bolts
- 35 or 45mm backset with sprung gearbox
- Bi-Directional gear box
- Split spindle built-in
- Snib latch hold back
- Non-handed
- Easy screwdriver adjustable keeps that stay adjusted
- 92mm centres



ERA 

LOCK COMPONENTS

CODE	DESCRIPTION
ERA2D45	ERA Timber Door Bolt 2 Dead 45mm BS 16mm Stainless Steel F/P
TDBKBASE	Timber Door Keep Latch Base
TDBK56	Timber Door Latch Strike 56mm
TDBKHOOK	Timber Door Dead Bolt Keep x2
FULL FRONT DOOR KIT CODE: ERA2-DBFD	

PLEASE REFER TO
PAGE 90 FOR KEEPS



10 YEAR MECHANICAL
GUARANTEE



Fuhr Front Entrance Door Lock

This Fuhr front entrance door lock is German engineering at its best. Fuhr is one of the leading door lock manufacturers in the world. This lever operated front entrance door lock offers a competitive, highly effective, smooth and secure solution to your front entrance door.

- Soft latch
- SKG 2 star rated
- Highly engineered keeps
- Fully adjustable keeps with heavy gauge castings and cross grain fixings
- Independent latch
- Tapered large hooks
- 20mm faceplate
- 45mm backset or 35mm backset
- Fully flush keeps
- 92mm centres



LOCK COMPONENTS

CODE	DESCRIPTION
FUH-45-HOOK	856 2 Hook 45mm Door Lock
FUH-BASE	Centre Latch Base
FUH-DEAD	Dead Bolt Piece
FUH-LATCH-58, 56 or 44	Adjustable latch 58, 56 or 44mm
FUH-HOOK-BASE	Hook Base x 2
FUH-HOOK-TOP	Hook Top Adjustable Plate x 2
FULL FRONT DOOR KIT CODE: FUH-FED-45	

PLEASE REFER TO
PAGE 90 FOR KEEPS



10 YEAR MECHANICAL
GUARANTEE



Scan for
prices



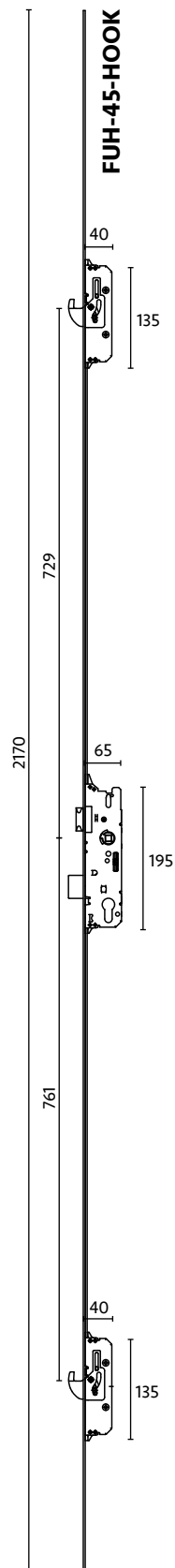
FUH-HOOK-TOP
FUH-HOOK-BASE



FUH-LATCH-56 or 44
FUH-DEAD
FUH-BASE



FUH-HOOK-TOP
FUH-HOOK-BASE



FORGOTTEN SOMETHING?

If you're purchasing one of these door locks, you'll also need the following. If you're not sure what you want, just ask and we can advise on popular products to use in conjunction with our door locks.



**HINGES
+
HANDLE
+
CYLINDER
+
THRESHOLD**

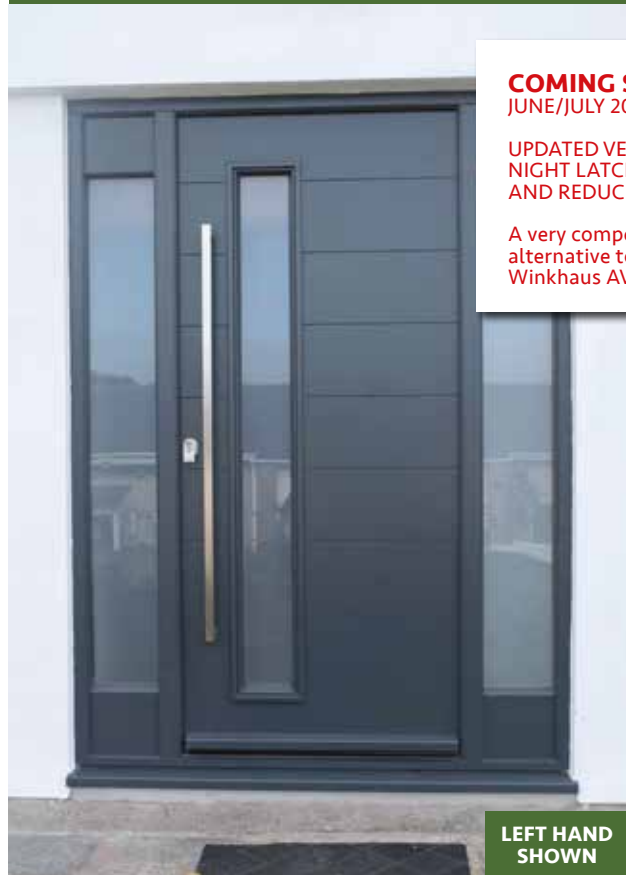
GU Secury Slam Shut Door Lock for Modern or Classic style doors

The GU Secury range of slam shut front entrance door locks are a high-security and high-performance product. German manufactured with totally flush adjustable keeps.

- PAS24 tested and used by some of the leading UK Joineries
- 2 Options



MODERN




COMING SOON!
JUNE/JULY 2025

UPDATED VERSION WITH
NIGHT LATCH FACILITY
AND REDUCED PRICES

A very competitive
alternative to the
Winkhaus AV4 Lock

LEFT HAND
SHOWN

The 1020 option with 2 auto lock latches will help you achieve a modern front entrance door appearance that will be secure (PAS24) and functional. Simply close the door and the top and bottom latches strike the keep and fully engage and become secure deadbolts. This product has a 20mm straight through faceplate.



CLASSIC



LEFT HAND
SHOWN

The Classic option with 3 auto lock latches will help you achieve a Classic front entrance door appearance that will be secure (PAS24) and functional. Simply close the door and the top and two bottom latches strike the keep and fully engage and become secure deadbolts. This product has a radius end 20mm faceplate.

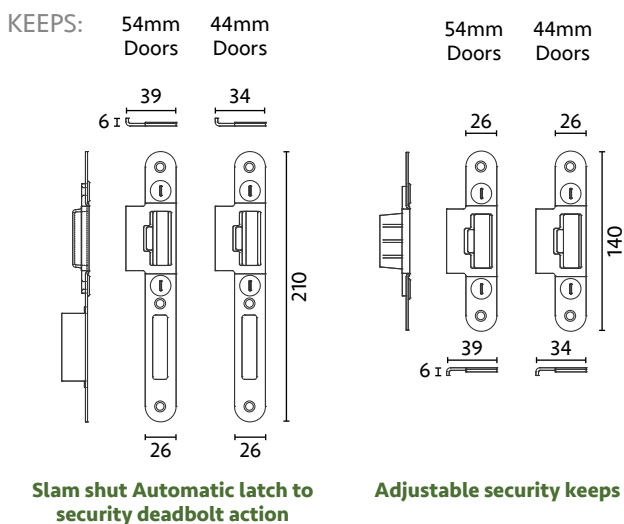


SEE DEMO
VIDEO AT
sdhardware.co.uk



OR SCAN CODE

- Tested and achieved PAS24
- Fully adjustable keeps, centred for 54mm doors
- Lever handle can be fitted internally for swift exit
- Simple $\frac{3}{4}$ turn of cylinder to fully dead lock door opposed to key winding 720 degrees
- 45mm Backset (55mm Backset *Radius End* available, please ask for technical details or view online)
- 20mm Faceplate
- DXF and DWG CAD files available
- **55mm Backset is great for centering to handle on wider stiles**

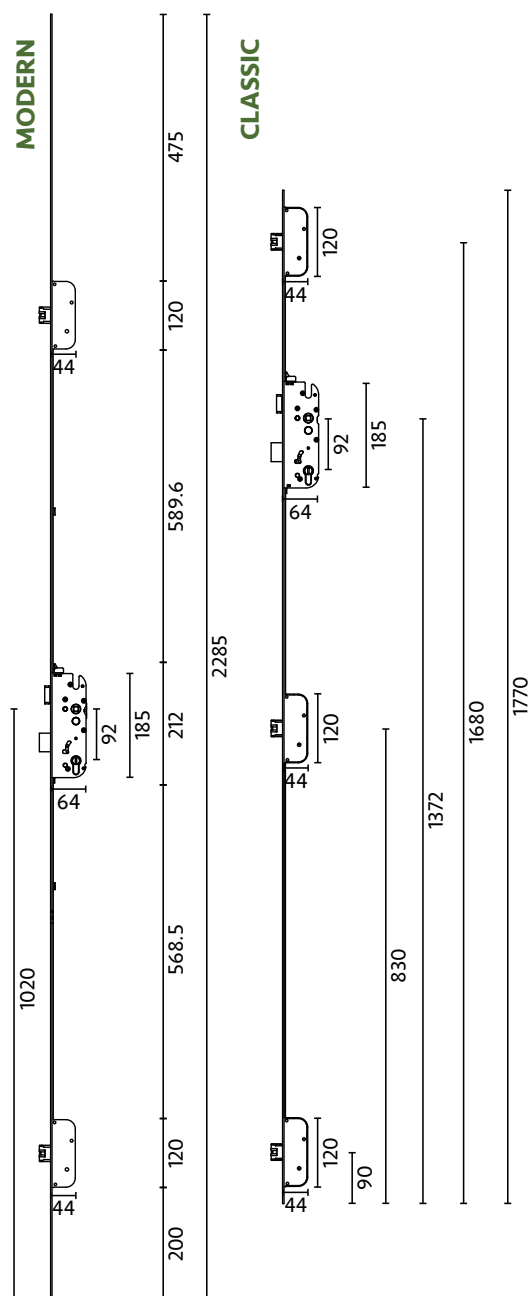
TECHNICAL DETAILS: LOCKS

DETAILED IMAGE ILLUSTRATES THE DOOR LATCH TO DEAD BOLT WHEN ENGAGED

FOR FULL ROUTING DETAILS & DIMENSIONS PLEASE CONTACT OUR SALES TEAM



Can be connected and used as an electronic key-less access product

**Secury Auto Modern**

CODE	DESCRIPTION
GUAS451050	Secury Auto 1020 HH Twin Dead Bolt 45 BS
GUAS551050	Secury Auto Twin Dead Bolt 55 BS (Radius End)
GU-CL	Secury Auto Centre Latch Strike 44mm or 54mm doors (Left or Right Hand)
GU-DBK	Secury Auto Dead Bolt keep X 2 Req
TOTAL KIT PRICE: 45mm Backset (GU-MODERN)	
TOTAL KIT PRICE: 55mm Backset (GU-MODERN-55)	

Secury Classic (Radius End)

CODE	DESCRIPTION
GUSCRE	Secury Auto Classic Triple Dead Bolt 45 BS R/E
GU-CL	Secury Auto Centre Latch Strike 44mm or 54mm doors (Left or Right Hand)
GU-DBK	Secury Auto Dead Bolt keep X 3 Req
TOTAL KIT PRICE (GU-CLASSIC)	

PLEASE STATE YOUR DOOR THICKNESS & HANDING

Thunderbolt Front Entrance Door Lock

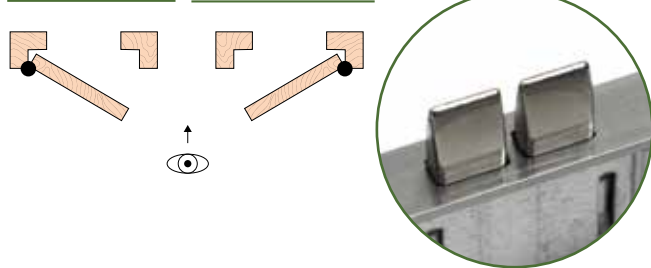
TECHNICAL DETAILS

5-Point Locking system with double deadbolts

The Winkhaus security locking system, ThunderBolt, unites high security with extremely easy installation. Timber Front doors will all close firmly and securely thanks to the angled shape of the twin deadbolts. The two twin deadbolts are bevelled on both sides; this means that when the twin deadbolt is inserted, the door is drawn into the frame. Solid and tight sealing, radius one piece keep or separate keeps. The latch strike is handed so please refer to handing details. The easy-to-fit Winkhaus Thunderbolt locking system has been specially designed with increased tolerances for Joineries.

- Twin Dead Bolts avoiding hook catching remedial issues
- Fully adjustable keeps
- Individual or one-piece keep
- 20mm faceplate and 45mm backset, 35mm available
- Tested to PAS24
- 92mm centres

LEFT-HAND SYSTEM RIGHT-HAND SYSTEM



LOCK COMPONENTS

REF	PART NO.	DESCRIPTION	QUANTITY
-----	----------	-------------	----------

Master Lock

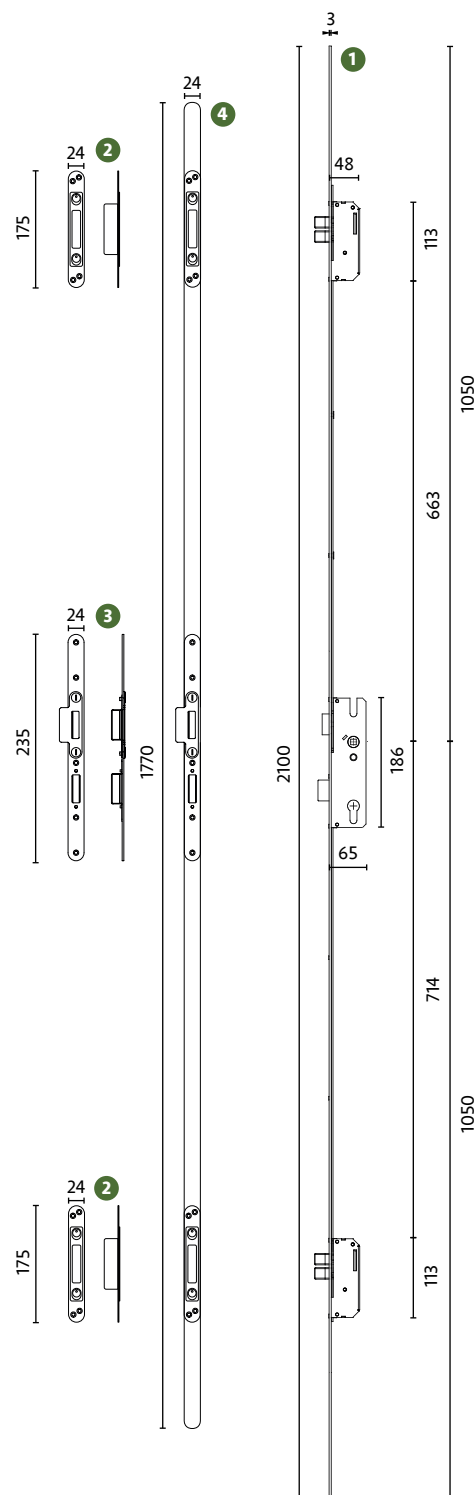
1	WK45TD1	45mm B/S Twin Deadbolt 20mm F/P Size 1	1
---	---------	--	---

Keeps

2	WK-TWIN-DK	Twin Dead Adjustable Keep	2
3	WK-CK-54-LH	Centre Latch Deadbolt Keep Left Hand 54mm	1
3	WK-CK-54-RH	Centre Latch Deadbolt Keep Right Hand 54mm	1
4	WK-OPK-RH	Radius One Piece Keep Right Hand 54mm	1
4	WK-OPK-LH	Radius One Piece Keep Left Hand 54mm	1

FULL DOOR KIT CODE WITH INDIVIDUAL KEEPS: WK45TD-IK

FULL DOOR KIT CODE WITH ONE PIECE KEEP: WK45TD-OPK



FORGOTTEN SOMETHING?

If you're purchasing one of these door locks, you'll also need the following.



HINGES
+
HANDLE
+
CYLINDER
+
THRESHOLD

Fuhr 2 Pin Key Wind Lock

This non-handle option for Bi-Fold doors overcomes a long-standing problem of not being able to stack Bi-Fold doors square. Also a great option for shop fronts with heavy traffic.

This high security 2 pin door lock will allow the door to be dressed with just an escutcheon and a flush pull eliminating the need for a handle.

The rollerball catch is a precision product with adjustable depth. It is easy to fit where the existing latch sits in the main gearbox. All keeps are adjustable and totally flush and sized to suit 44, 56 and 58mm doors.

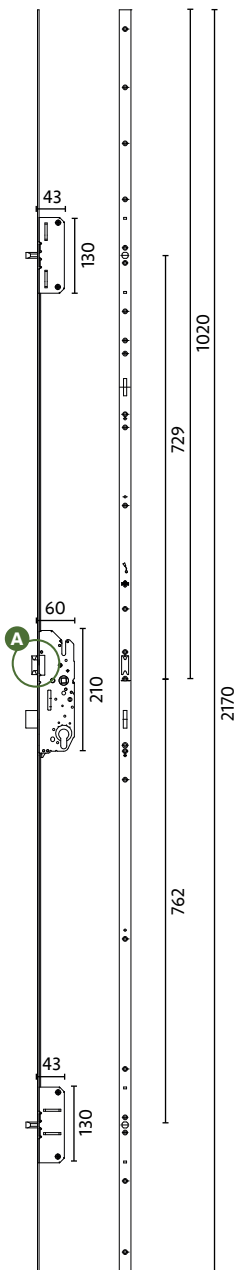
For any further technical advice please call the sales team.

- No handle key turn lock
- Adjustable roller latch
- Fully adjustable non-handed flush keeps (page 22)
- Stack bifolds evenly
- Access from inside or outside
- 45mm Backset
- 20mm Faceplate
- 92mm centres



FUH-LATCH-56, 44 or 58
FUH-DEAD
FUH-BASE

TDBTSBK



A FUH-RL Adjustable Roller Latch*

*purchase separately

LOCK COMPONENTS

CODE	DESCRIPTION
FUH-KW-45	2 Pin Key Wind Lock 45mm B/S
FUH-BASE	Centre Latch Base
FUH-DEAD	Dead Bolt Piece
FUH-LATCH-58/56/44	Adjustable latch 58, 56 or 44mm
TDBTSBK	Twin Shoot Bolt Adjustable Keep x 2

FULL FRONT DOOR KIT CODE: FUH-KW45

Scan for prices



PLEASE REFER TO PAGE 90 FOR KEEPS



10 YEAR MECHANICAL GUARANTEE



Colonial Heritage Lock

The Colonial Door Lock was brought to the market to give more consideration to the aesthetic design of the door, which removes the requirement for a lift lever handle and replacing it with a key wind lock via a cylinder at 15mm. This in turn gives more of a traditional appearance with increased security.

- Elegant appearance
- 45mm backset, 16mm faceplate (35mm available)
- Manual slide snib for latch retention
- 2 high security pins
- Soft latch



TECHNICAL DETAILS



SNIB
DETAIL



SOFT LATCH
DETAIL

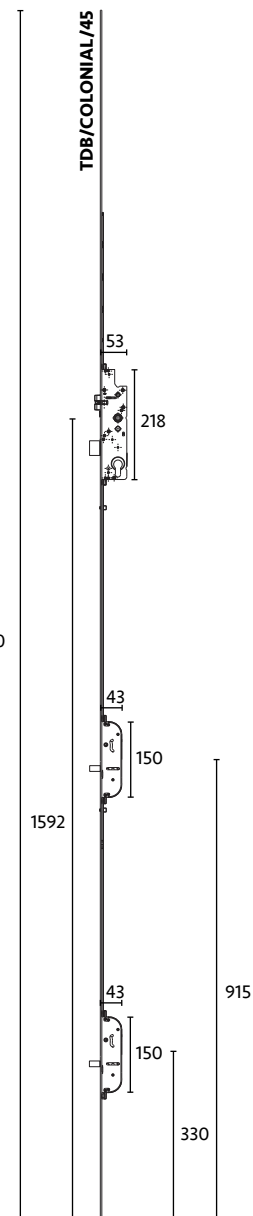


PIN
DETAIL

TDBK56 & TDBKBASE

TDBKHOOK

TDBKHOOK



COLONIAL LOCK KIT CODE: COLONIAL-45

PLEASE REFER TO PAGE 90 FOR KEEPS



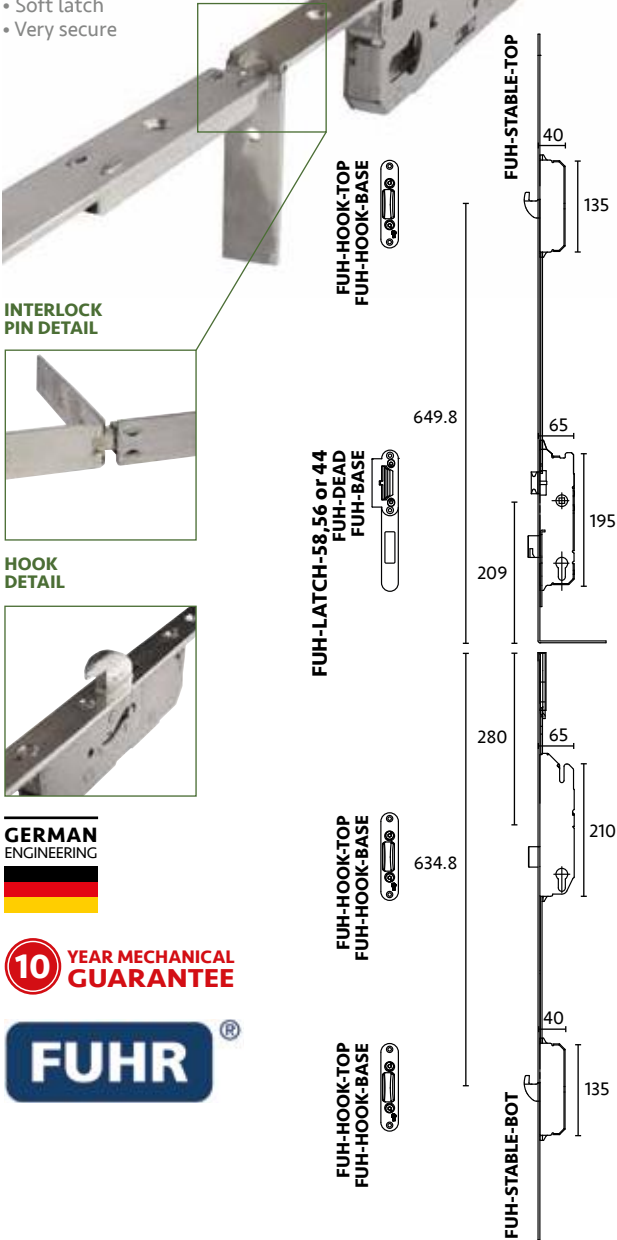
10 YEAR MECHANICAL GUARANTEE



Stable Door Bolt

This Fuhr Stable Door Lock comprises of 2 locks, one for each sash. The top is a lift lever with hook, deadbolt and latch. The bottom lock case contains a key operated deadbolt and hook.

- 20mm faceplate
- 45mm backset
- Fit with a range of keeps
- Sprung gearbox
- Soft latch
- Very secure



LOCK COMPONENTS

CODE	DESCRIPTION
FUH-STABLE-TOP	Stable Door Top Lock
FUH-STABLE-BOT	Stable Door Bottom Lock
FUH-BASE	Centre Latch Base
FUH-DEAD	Dead Bolt Piece
FUH-LATCH-58, 56 or 44	Adjustable latch 58, 56 or 44mm
FUH-HOOK-BASE	Hook Base x 3
FUH-HOOK-TOP	Hook Top Adjustable Plate x 3
FULL STABLE DOOR KIT CODE: FUH-STABLE	



Joinery by: JTP Joinery





LATCH & LATCH STRIKE



HOOK BOLT, SLAVE AND SHOOTBOLT



Single Handle 841 French Door System

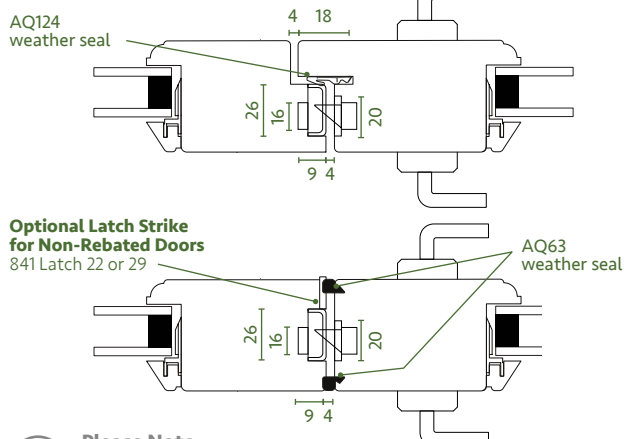
This market leading single handle French Door system is used by some of the leading joineries in the UK and has achieved PAS 24. A continuous slave bolt that is also a keep receiver for the master bolt makes this system easy to fit and highly secure.

- Fully pocketed keeps to hide router hole and protect against water ingress into timber
- Optional extra non-rebated latch strike ('B' shown below)
- Options for doors 1930-2230mm and 2230-2500mm
- 35 & 45mm backset available
- Adjustable on every locking point
- Concealed lever slave operation
- Bevelled bottom shootbolt keep
- 20mm faceplate
- 92mm centres

Whitehill

TALK TO US
ABOUT TOOLING
FROM WHITEHILL

SECTION DRAWINGS




Please Note:

Section drawing is just an example and not a specification.


FULL FRENCH DOOR KIT CODE: 841-FR35 or 45



10 YEAR MECHANICAL GUARANTEE



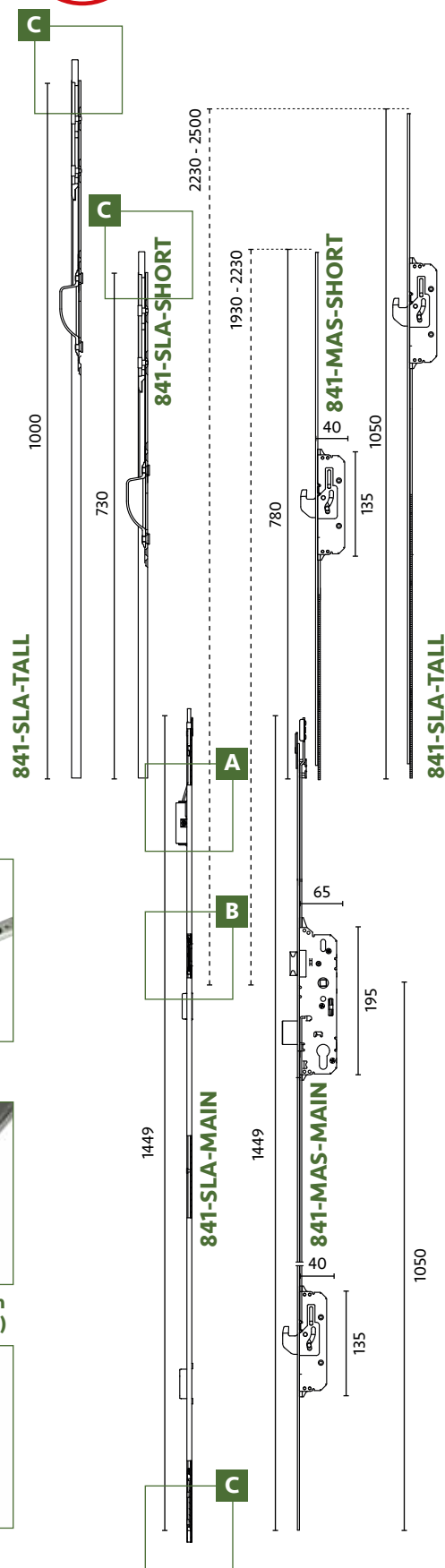
Slave Shootbolt Actuator



Non-Rebated Latch Strike (22 or 29mm)



Heavy Duty Cast Shootbolt



FAB Single Handle French Door Lock

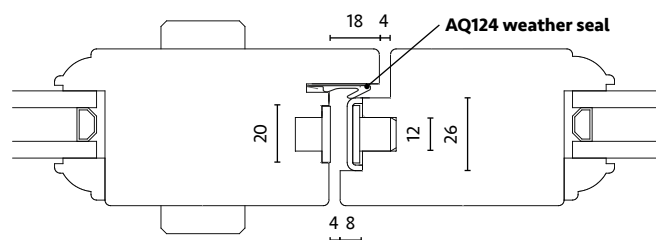
High security locking without the need for 2 handles, 2 cylinders or a dummy mullion.

The Slave lock is operated by a flush, integrated two-way lever. The FAB slave lock throws two heavy-duty 20mm shoot bolts into the head and cill. Combined with the renowned Thunderbolt multi-point lock on the master door with its two tapered deadbolts which penetrate the FAB slave lock which secures the two leaves together. The Slave lock is also a one-piece adjustable keep.

The Winkhaus FAB slave door lock range provides a high security locking option that is tested and approved.

- Twin Dead Bolts opposed to hooks avoiding catching issues
- Slave bolt U Rail measures 26mm by 5.5mm high
- 20mm faceplate and 45mm backset, 35 available
- Heavy Duty Adjustable SDK single thimble keeps for slave door lock
- Adjustable on ever locking point
- Handed system (Refer to handing details)

SECTION DRAWING



System can accommodate different sections than shown above. Please contact our sales team for any further advice.

Please Note: Section drawings are just an example and not a specification.

LOCK COMPONENTS

REF	PART NO.	DESCRIPTION	QUANTITY
-----	----------	-------------	----------

Master Lock

1	WK-FABM45-2	5 point Master Door Lock 45mm B/S 2100x20mm F/P Square End	1
---	-------------	--	---

Slave Locks

2	WKFAB-SLM-LH	Slave Flush Lock includes bottom shoot Left Hand	1 or
2	WKFAB-SLM-RH	Slave Flush Lock includes bottom shoot Right Hand	1

Shootbolts

3	WK-FAB-SLS-2	Slave Unit Shootbolt, 256mm, doors 1856-1996mm	1 or
3	WK-FAB-SLS-3	Slave Unit Shootbolt, 399mm, doors 1996-2139mm	1 or
3	WK-FAB-SLS-4	Slave Unit Shootbolt, 541mm, doors 2139-2281mm	1

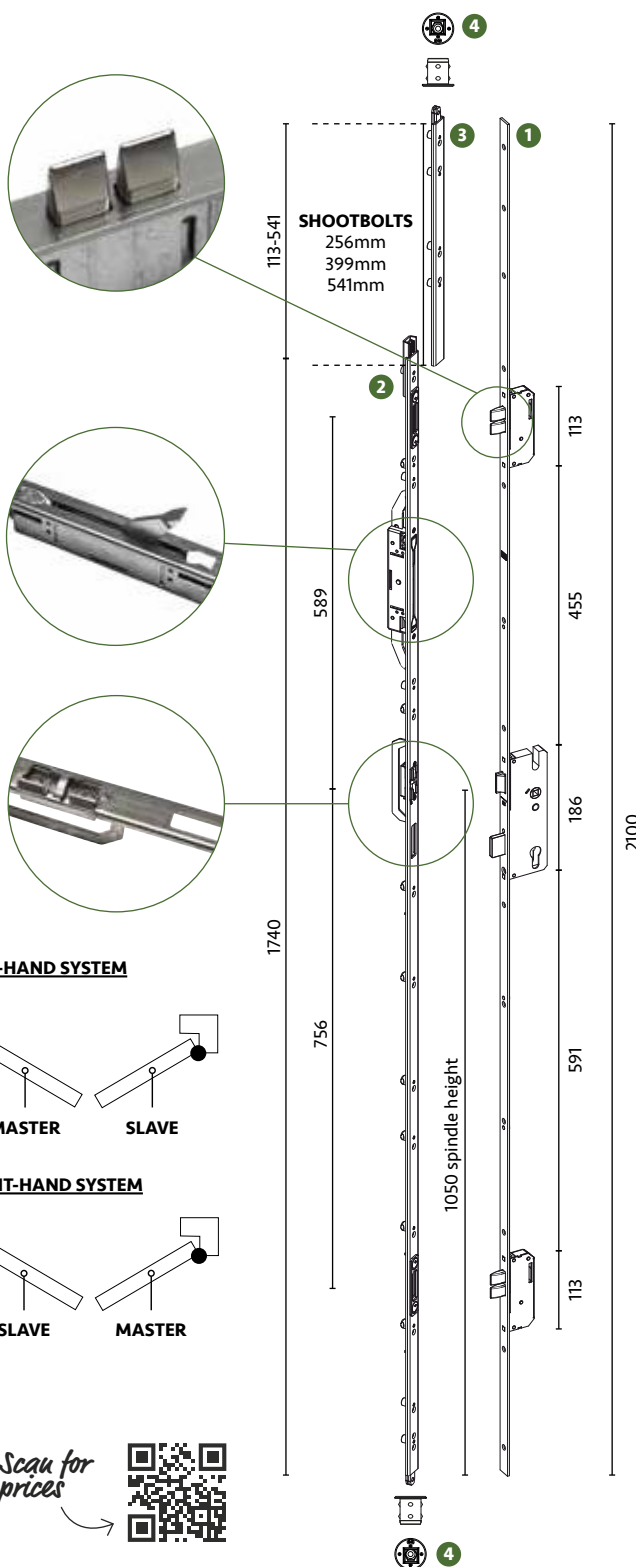
Shootbolt Keep

4	SDH-SK-HD	22mm Single Shootbolt Keep	2
---	-----------	----------------------------	---

FULL FRENCH DOOR KIT CODE: WK-FAB45



TECHNICAL DETAILS



OTHER SIZES CAN BE ACHIEVED. PLEASE CALL SALES FOR MORE INFO.

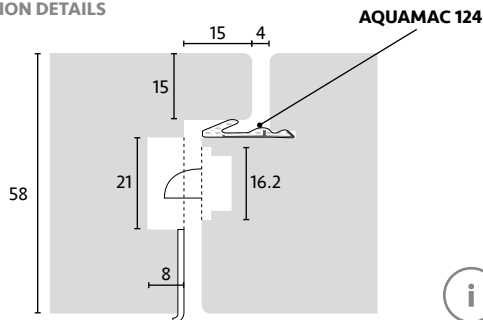


Era Single Handle French Door System (Hook or Dead Bolt)

This very popular Timber multipoint door lock offers a very high level of security with easily adjustable keeps.

- Versatile with single or twin handle options
- Stainless Steel faceplate 16mm
- Designed to meet and achieve PAS 24 in Timber
- 2 High security Tapered Hook Bolts
- 35 or 45mm backset with sprung gearbox
- Bi-Directional gear box
- Split spindle built in
- Snib latch hold back
- Non-handed
- Easy screwdriver adjustable keeps that stay adjusted
- Choice of finger bolts for slave
- Slave Bolt
- Espag available in 35 or 45 mmm backset

SECTION DETAILS



Please Note:
Section drawing is just an example and not a specification.

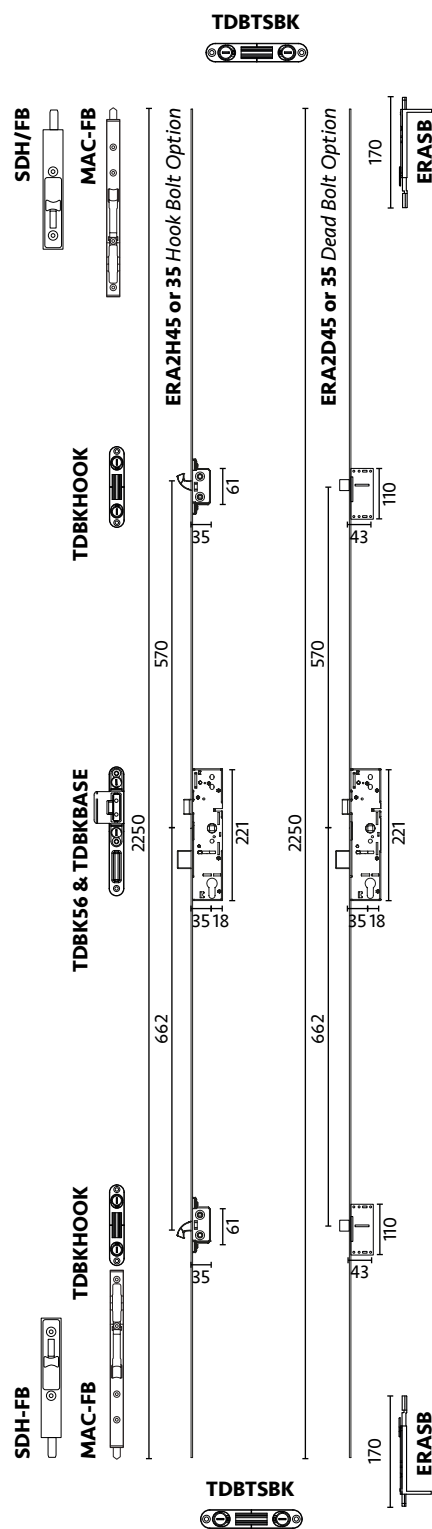
PLEASE REFER TO **PAGE 90** FOR KEEPS



LOCK COMPONENTS

CODE	DESCRIPTION
ERA2H45/35 or ERA2D45/35	Hook/Dead Lock 45 or 35mm Backset
TDBKBASE	Latch Base
TDBK56	Latch Strike 56mm
TDBKHOOK	Hook/Dead Keep x 2
ERASB	Top and Bottom Shoot Bolt x2
MAC-FB	Maco Finger Bolt x 2
TDBTSBK	Twin Shoot Bolt Adjustable Keep x 2
FULL HOOK BOLT FRENCH DOOR KIT CODE: ERA2H35 or 45	
FULL DEAD BOLT FRENCH DOOR KIT CODE: ERA2D35 or 45	

Scan for prices



PTFE-1

Recommended Product

White Lithium Grease with PTFE

- Lubricates and protects moving parts
- PTFE reduces friction
- Ideal for use with Accoya
- Long-lasting protection against corrosion
- Operating temperatures: -20°C – +140°C
- 500ml





ERA Hurricane Hook Bolt French Door Lock Kit

The ERA (Hurricane) 45mm Backset Lock Kit with 2 Hook Multi Point lock for Composite/Timber doors is designed to operate using a Euro Profile Cylinder and compatible 92mm handle. Twin high-security steel hooks lock into steel keeps offering maximum resistance to forced entry, and the bi-directional throw of the hooks protects the door from being jimmied.

The easily reversible latch bolt and the non handed design enables the lock to be used for left or right-handed doors that are inward or outward opening. The snib facility enables the latch bolt to be held in the retracted position giving the option to travel freely through the door without depressing the handle. The lock also incorporates a split spindle function for Lever Pad handle applications.

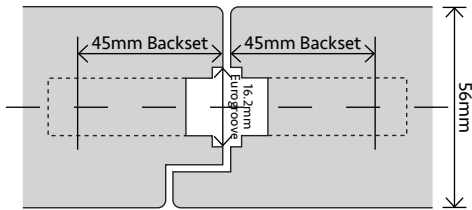
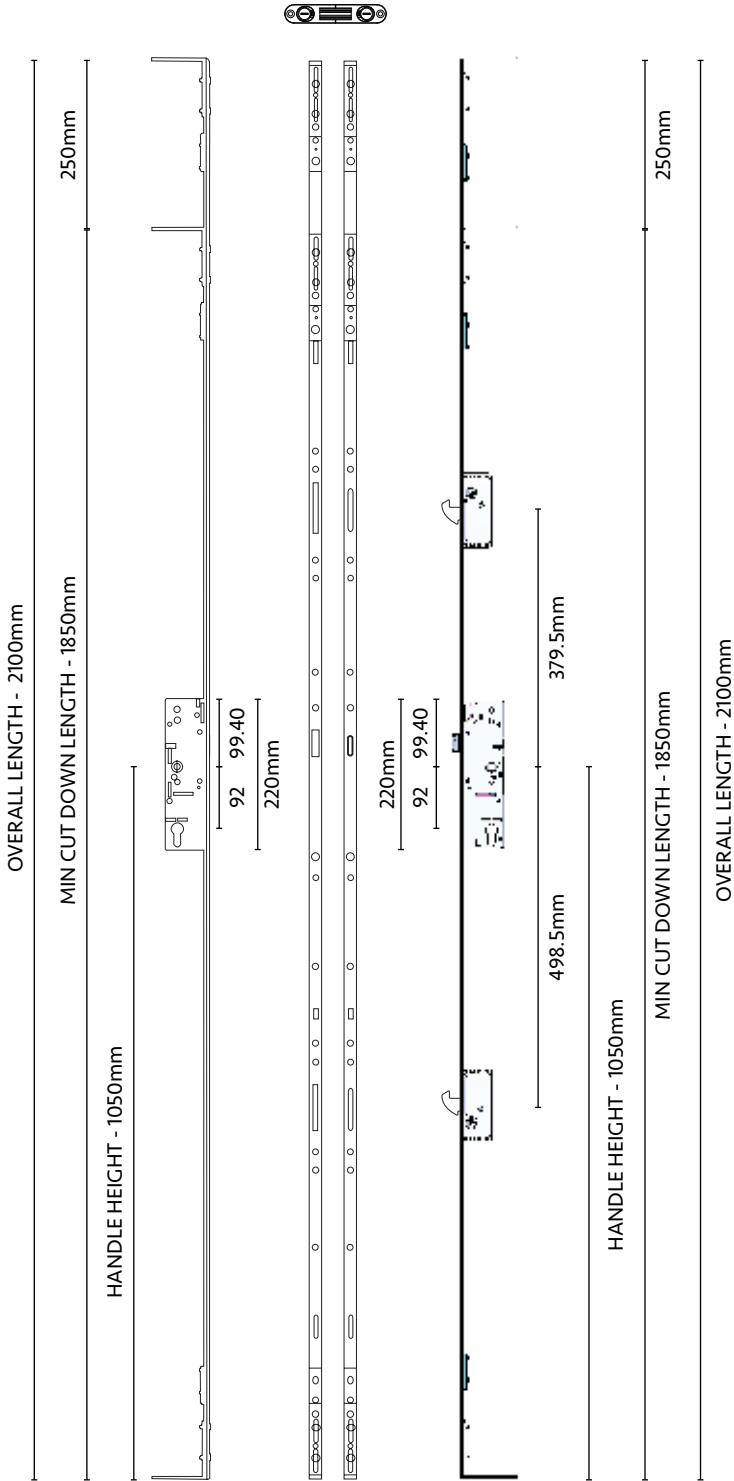
High-security shootbolts are included in the kit to add enhanced security, particularly when used on French door applications. The 45mm backset secured on a 16mm face bar makes this lock an ideal choice for composite/timber door applications.

- Twin high-security steel hooks
- Bi-directional throw
- Non-handed lock
- Split spindle function
- Tested to the highest technical standards and latest security requirements
- Grade 4 Corrosion Resistance (240 hours)
- Endurance tested in excess of 50,000 cycles

LOCK COMPONENTS

CODE	DESCRIPTION
ERA-HH45M	Master Lock 45mm Backset
ERA-HH45S	Slave Lock 45mm Backset
ERASB	High Security Shootbolt
TDBTSBK	Twin Shootbolt Adjustable Keep
FULL FRENCH DOOR KIT CODE: ERA-HURRICANE-45	

PLEASE REFER TO PAGE 90 FOR KEEPS



VIPER MULTIPOINT DOOR LOCK

FOR FRONT + FRENCH DOORS

ERA

USED ON OUR

PART Q

2022 TESTING

DETAILS ON PAGES 6-7

**BEST
SELLER**

The **Viper Multipoint Door lock** is the best multipoint lock on the market and used by top joineries throughout the UK. It is the perfect solution for single and French doors, with major benefits over other locks. With this lock and its various extension and shoot bolt options, you can manufacture short and tall door heights using the same lock. Please see below some of the key reasons to use this lock when manufacturing Front Entrance and French Doors.

KEY REASON TO USE THE VIPER MULTIPOINT DOOR LOCK

- ✓ 1870mm minimum height for fully shot French doors.
- ✓ PAS24 accredited for single and French doors to achieve Part Q compliance.
- ✓ Faceplate and drive bar manufactured in Stainless Steel.
- ✓ Bi-directional gearbox.
- ✓ Easy installation with full flush adjustment on every locking point.
- ✓ Double laminated security shootbolts on master and slave doors.
- ✓ 45mm backset for slave and master.

more info ➔

IDEAL FOR USE WITH

accoya

Viper French & Single Door Lock

KEY FEATURES

- Faceplate and drive bar manufactured in Stainless Steel.
- 3 x 20mm brass forged tapered deadbolts.
- Full flush adjustment on every locking point.
- Extension with deadbolt (Master) and adjustable keep (Slave) for taller french and front doors.
- Double laminated security shootbolts on master and slave doors for extra security.
- 45mm backset for slave and master lock.
- Adjustable flush strike plates with 20mm face plate.
- Both locks split spindle as standard which saves on setup time.
- Bi-directional gearbox.
- Anti-fouling device fitted to slave lock ensuring you lock the slave before the master.
- Slave has an adjustable strike for centring of 56 - 58mm doors.
- 1870mm minimum height with handle height of 1050mm for fully shot French doors. Shorter doors can be achieved if reducing handle height or not fitting a top shoot bolt.
- PAS24 accredited for single and French doors as well as being Part Q compliant.
- Adjustable range of single door keeps for 56mm doors or use single piece keep.
- Achieved PAS24 2016 test
- 92mm centres



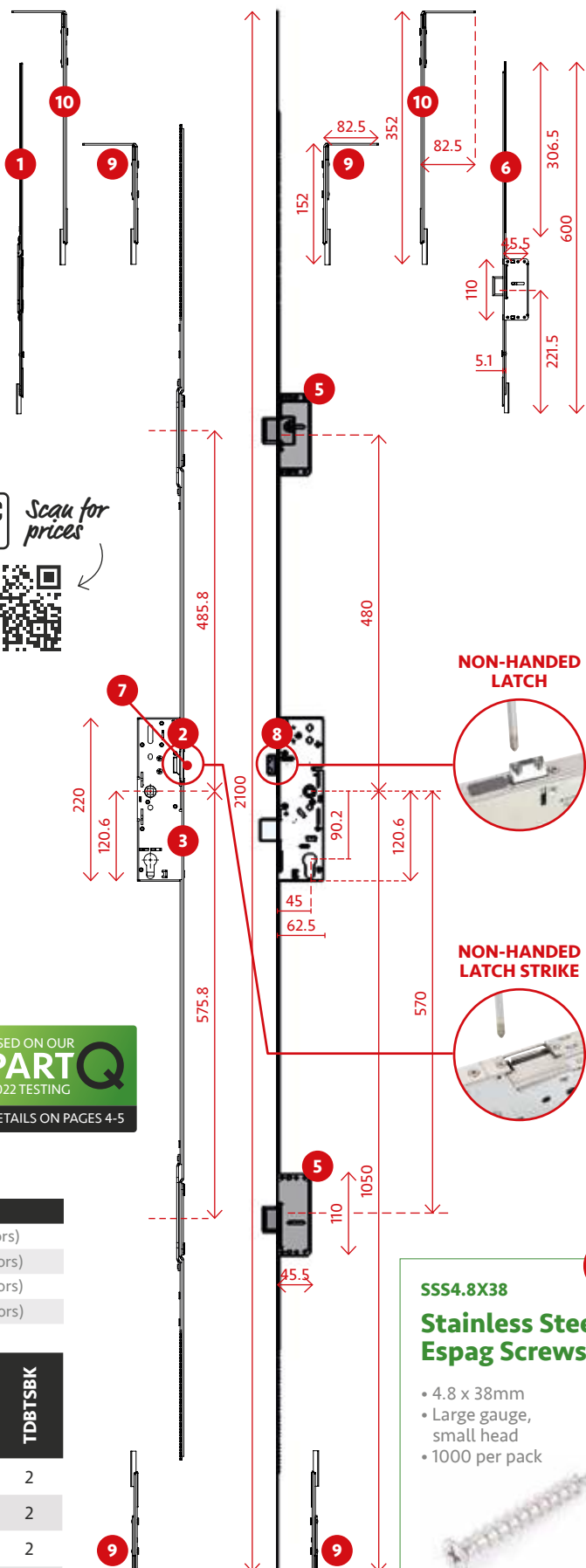
USED ON OUR
PART Q
2022 TESTING
DETAILS ON PAGES 4-5

KIT PRODUCT CODES

CODE	DESCRIPTION
VIP-FR-1	Multipoint French Door Lock Kit (1815-2100mm doors)
VIP-FR-2	Multipoint French Door Lock Kit (2100-2300mm doors)
VIP-FR-3	Multipoint French Door Lock Kit (2300-2670mm doors)
VIP-FR-4	Multipoint French Door Lock Kit (2450-2880mm doors)

DOOR SIZING CHART

	VIP45M	VIP45S	VIPMED	VIPSEK	VIP152SB	VIP352SB	TDBTSBK
1815-2100	1	1			4		2
2100-2300	1	1			2	2	2
2300-2670	1	1	1	1	4		2
2450-2880	1	1	1	1	2	2	2



SSS4.8X38

Stainless Steel Espag Screws

- 4.8 x 38mm
- Large gauge, small head
- 1000 per pack



1 SLAVE EXTENSION**VIPSEK**

600mm Slave Extension
with integral adjustable
keep for master extension

**6 MASTER EXTENSION****VIPMED**

600mm Master Extension
with integral high security
forged brass linear bolt.

**2 LATCH STRIKE**

Adjustable centre latch strike to
suit a centre lock position on a
56mm door. On thicker doors use
an offset lock.

**7 REBATE LATCH STRIKE****VIPRLS**

Viper Rebated Latch Strike for
use with Viper Double Rebated
French Doors.

Dimensions: 50mm x 25mm
Opening Size 35mm x 12mm

**3 ANTI-FOUL DEVICE**

Feature that ensures the slave lock
is thrown before the master lock is
secured.

**8 SNIB FACILITY**

Snib facility for de-latching

**4 DEADBOLT STRIKE**

Fully adjustable flush deadbolt
strikes with +/- 2mm of adjustment.

**9 DOUBLE LAMINATED SHOOTBOLT****VIP152SB**

Extra enhanced security
shootbolt for improved
resistance to forced entry.

**5 TAPERED DEADBOLT**

2 x high security forged linear bolts
with 2mm throw and tapered
lead in.

**10 EXTENDED SHOOTBOLT****VIP352SB**

For door heights between 2100mm
and 2280mm.

Double Laminated.

10 Year Guarantee.



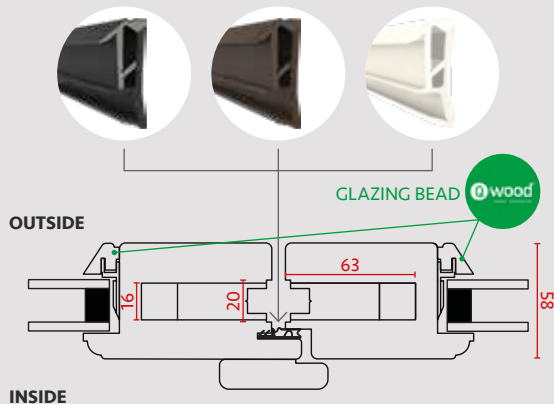
Whitehill

TALK TO US
ABOUT TOOLING
FROM WHITEHILL

**10 YEAR MECHANICAL
GUARANTEE**

LOCKING SYSTEM FOR **SINGLE** REBATED DOORS

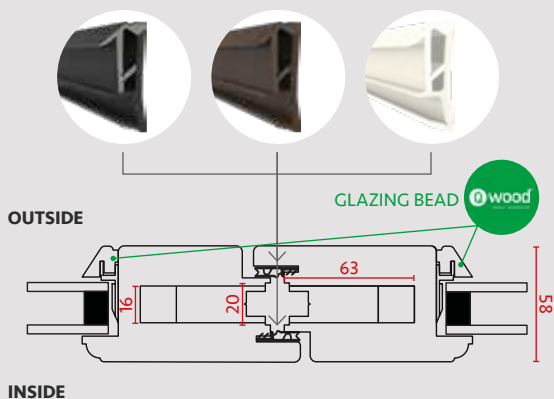
DEV-124-15 DEVENTER WEATHER SEALS



LOCKING SYSTEM FOR **DOUBLE** REBATED DOORS

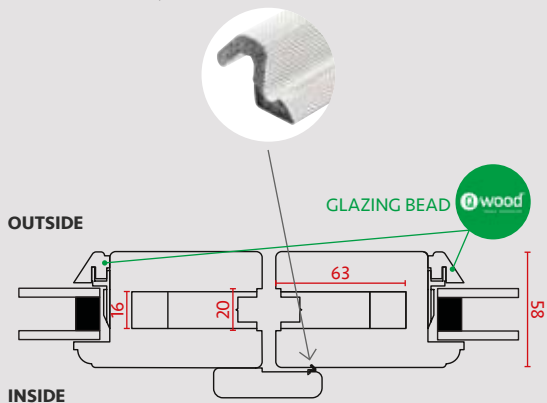
This rebate section will save time as the Slave & Master profiles are the same

DEV-124-15 DEVENTER WEATHER SEALS



LOCKING SYSTEM FOR **SQUARE EDGE** DOORS

AQ21 AQUAMAC WEATHER SEAL



KEEPS FOR **SINGLE** DOORS

CHOICE OF
ONE PIECE KEEP

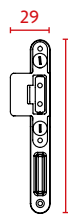
OR

SEPARATE
MASTER AND
HOOK KEEPS

TDBKHOOK



TDBK56 & TDBKBASE



TDBKHOOK




SEPARATE
KEEPS

ADJUSTABLE
DEADBOLT
STRIKE



ECCENTRIC
ADJUSTABLE
LATCH STRIKE




VIPOPK
SINGLE PIECE KEEP

ERA 5 Lever Sash or Dead Lock


ERA

- 2.5 or 3 Inch
- Fortress BS 3621
- Complete with keys
- 64mm
- 10-year guarantee
- Insurance Approved
- 57mm centres



Sash lock

Dead lock




CODE	SIZE
ERA262	2.5" Sash (44mm BS, 67mm Case)
ERA362	3" Sash (56mm BS, 79mm Case)
ERA261	2.5" Dead (44mm BS, 67mm Case)
ERA361	3" Dead (56mm BS, 79mm Case)

Eurospec 5 Lever Sash or Dead Lock


EURO SPEC
ARCHITECTURAL HARDWARE

- 2.5 or 3 Inch
- CE and Certifire tested
- PVD Gold or Satin Stainless Steel finish
- 25 year mechanical guarantee



Sash lock

Dead lock



CODE	SIZE
ES5L25	2.5" Sash (46mm BS, 66mm Case)
ES5L30	3" Sash (56mm BS, 76mm Case)
ES5D25	2.5" Dead (45mm BS, 66mm Case)
ES5D30	3" Dead (55mm BS, 76mm Case)

ERA Rebate Kit

- To suit either sash or dead lock
- 13mm

ERA

Sash
ERA428

Dead
ERA426


ERA Night Latch



- 40mm or 60mm back set
- Kitemarked to BS3621 criteria for insurance companies and policies
- Available in Polished Brass, Polished Chrome, Satin Chrome & Black
- Complete with keys



Black Finish (1830)

ERA

40mm
ERA1830

60mm
ERA1930

Multi-point Gearbox Only

- 16 or 20mm faceplate
- Sprung
- 92mm centres
- Fits most multipoint lock door handles
- 45mm Backset


16mm Faceplate
FUH-CG45-16

20mm Faceplate
FUH-CG45-20

ESESL25

Euro Cylinder Sash Lock

- British Standard rated
- 10-year guarantee
- 64mm
- 47mm centres
- PVD Brass or Stainless Steel finish



ESEDL25

Euro Cylinder Dead Lock

- British Standard rated
- 10-year guarantee
- 64mm
- PVD Brass or Stainless Steel finish



NL

Standard Night Latch

- 60mm
- 5 rim cylinder
- 3 keys included

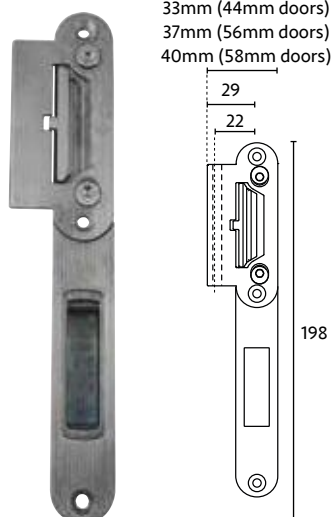




Fuhr 3 Piece 58/56/44mm Latch Keep

- SKG 3 Star Security Striker
- Cross grain fixings
- 3 Part Keep
- Adjustment independent of latch strike
- Totally flush (no protruding faceplate)

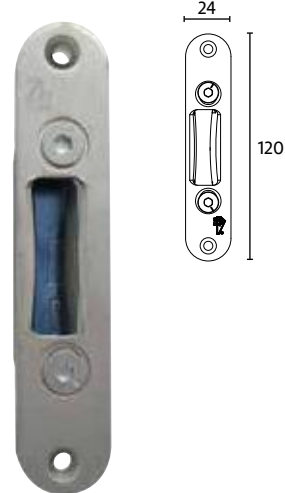
FUH-LATCH-58, 56 or 44
FUH-DEAD
FUH-BASE



Fuhr 2 Piece Hook Keep

- SKG 3 Star Security Striker
- Cross grain fixings
- 2 Part Keep
- Adjustable
- Totally flush (no protruding faceplate)

FUH-HOOK-TOP
FUH-HOOK-BASE

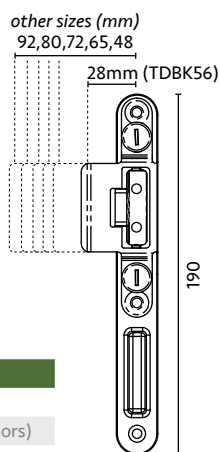


TDBK 2 Piece Latch Keep

- 2 Part Keep
- Easy screwdriver adjustment
- Totally flush (no protruding faceplate)
- TDBK56 for 56mm doors

TDBKBASE required
+ Choose latch plate size

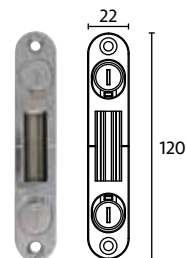
CODE	DESCRIPTION
TDBKBASE	Latch Keep Base
TDBK56	28mm Latch Plate (for 56mm doors)
TDBK48	48mm Latch Plate
TDBK65	65mm Latch Plate
TDBK72	72mm Latch Plate
TDBK80	80mm Latch Plate
TDBK92	92mm Latch Plate



TDBK Hook/Dead Bolt Keep

- Easy adjustment
- Can be used for hooks or deadbolts
- Fully pocketed keep
- Totally flush (no protruding faceplate)

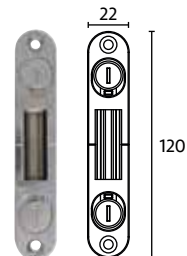
TDBKHOOK



Twin Shootbolt Keep

- Fully pocketed for protection against water ingress
- Easy adjustment

TDBTSBK



ERA 3 Piece Keep Sets

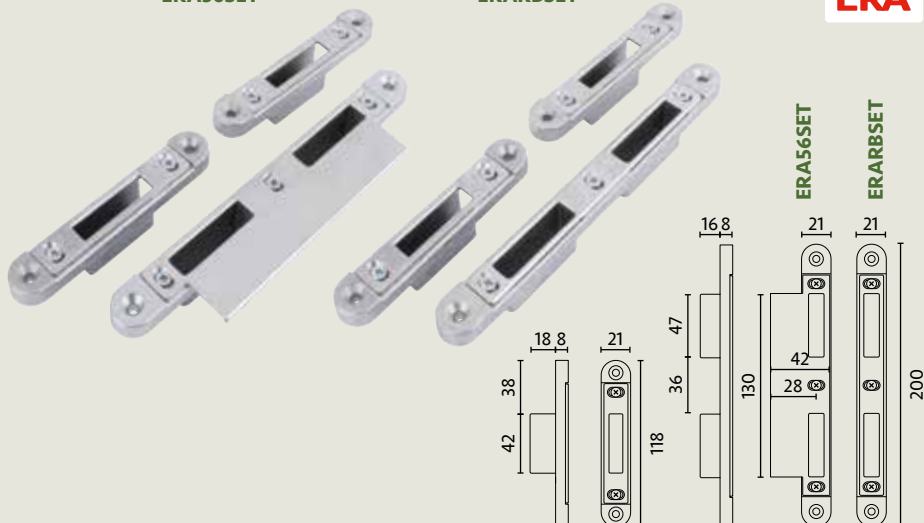
- For 56mm Rebated French Doors
- Pocketed
- Easy adjustment
- non handed
- Simple design

CAN BE USED WITH ALL STANDARD ERA MULTI-POINT DOOR LOCKS INCLUDING VIPER AND HURRICANE

ERA56SET

ERARBSET

ERA




56mm Doors
ERA56SET

Rebate Set
ERARBSET

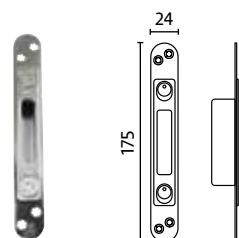
Winkhaus Keeps

- Adjustable with Allen Key
- Handed
- Full metal pocket

Centre Latch Deadbolt Keep
WK-CK-54-LH/RH



Twin Dead Adjustable
Keep **WK-TWIN-DK**



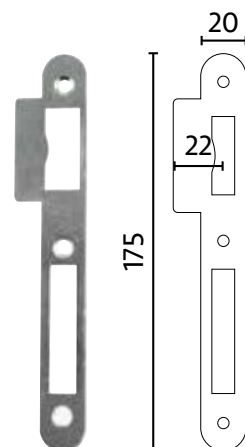
SCAN FOR DOOR KEEPS PRICES...

PLEASE **LOGIN TO YOUR ONLINE
TRADE ACCOUNT** TO VIEW PRICES.



FER-DLK-1
**Ferco Flat Timber Door
Latch & Dead Bolt**

- Simple flat 2mm keep
- Non-Handed

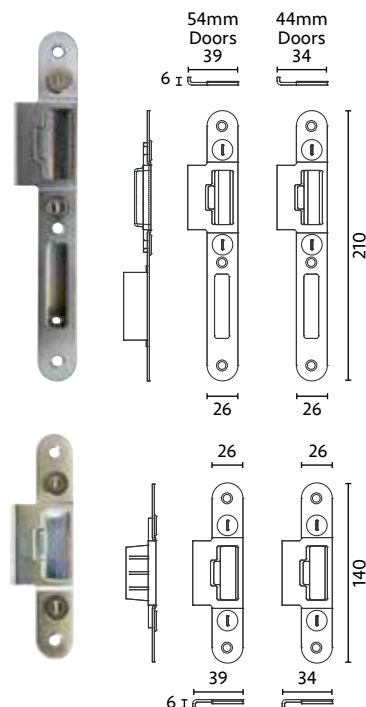
**SDH-SBS****SDH Single Shootbolt
Adjustable Strike**

- This adjustable keep/strike can be used when using shoot bolts on windows and doors
- Easy adjustment
- +/- 3mm adjustment
- 14 x 10mm Aperture

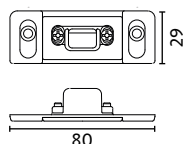
**GU Keeps**

- Heavy duty
- Cross grain screw fixings
- Simple adjustment
- Handed
- Right-hand shown

GU Secury Auto
Centre Latch Strike
GU-CL

**FUH-TSS****SDH Threshold
Keep**

- Perfect keep solution for single shootbolts into a threshold
- 16 x 1mm Aperture



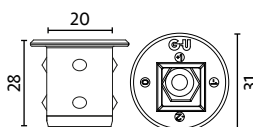
GU Secury Auto
Dead Bolt Keep
GU-DBK

FUH-SSKT/SSKB**Fuhr Single Shootbolt Keep**

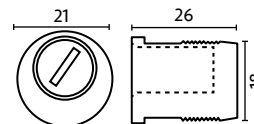
- For use with Fuhr Single Handle French Door Lock
- Fully pocketed 2 part keep
- Bevelled version available for use in sills (FUH-SSKB)

**SDH-SK-HD****22mm Single
Shootbolt Keep**

- Allen key adjustable

**SDH-TK****Thimble Keep**

- Eccentric keep



DFR370

Door Restrictor

- For restricting door opening via friction
- Hold open 90°




Scan for prices



SOX Slim Flush Bolt

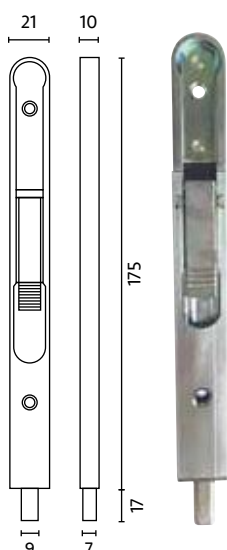
- Complete with screws and strike plate
- Great product for **Accoya**
- 200mm and 300mm stocked
- 600mm available, please ask for details
- 20mm width
- 15mm depth

SOX-FB-SLIM
-200SOX-FB-SLIM
-300SOX
STAINLESS STEEL

REFB


Radius End Flush Bolt

- Lever operated flush bolt
- Slim design 10mm depth
- 175mm length
- 21mm width




Ferco Flushbolt

- Standard 16mm faceplate
- Easy slide action
- Slim 7mm depth
- 200mm length



Flushbolt Keep



GUFB

GUFBK (Keep)

Zam Door Flush Bolt

- Reversible, can be used for both the top and bottom of the door
- Strong 21mm bolt
- Heat treated hardened steel tip for anti-saw protection
- 10-year Mechanical Guarantee

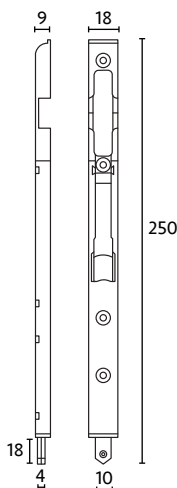


CODE	FINISH / SIZE
ZAM-FB140-B	Black 140mm
ZAM-FB220-B	Black 220mm
ZAM-FB450-B	Black 450mm
ZAM-FB650-B	Black 650mm
ZAM-FB140-S	Silver 140mm
ZAM-FB220-S	Silver 220mm
ZAM-FB450-S	Silver 450mm
ZAM-FB650-S	Silver 650mm

MAC-FB

Maco Finger Bolt

- Simple & easy lever action flip over
- 540mm version available for tall doors

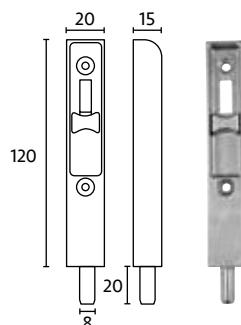
540mm
MAC-FB-540

SDH-FB

SDH Finger Bolt

The SDH finger bolt has been designed specifically for flush timber doors.

- Extra strong shootbolt

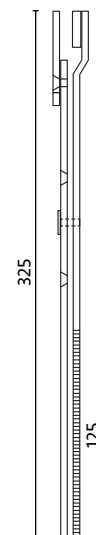


EXEEXT

325mm No Cam Extension

Can be used with below products;

- Excalibur
- Maco MK1
- Vintage French Door
- TDB Yale
- ERA Door Locks



Henderson Flush Bolts

- Available in four finishes: Satin, Gold, Black, and Polished Chrome
- Available in Lockable or Non-Lockable
- Includes matching screws
- Matching Bolt Keep
- Morticed fitment for a flush, clean look
- Outward Opening
- 190mm x 40mm

HEN-FB190



Pano 200mm Flush Bolt

- Radius for easy fitting
- Available in Silver, Black & Gold (White also available upon request)
- Complete with Stainless Steel fixing screws & keep
- 25mm throw on shootbolt
- 200mm x 35mm



PANFB

SOX Flush Bolt

- Polished Brass PVD
- Stainless Steel
- 210mm (shown) or 400mm
- Locking or Non-Locking

PVD Locking
BF-FBL-PVD

Stainless Locking
BF-FBL-SS

Non-Locking
BF-FB



SOX TFB

- Lever action
- Comes with keeps and screws
- 150 x 20mm
- Other sizes available



SOXTFB150

Door Bolts

- An elegant heavy duty flush bolt that is easy to operate
- Available in 3 finishes: Polished Brass, Polished Chrome, Satin Chrome and Matt Black
- Available in 3 sizes: 4", 6" and 8"



PB PC SC MB



HERC1685 4"

HERC1685 6"

HERC1685 8"

Flush Bolt

- 150mm Traditional Brass Flushbolt
- 3 finishes
- Other sizes available
- Stainless Steel also available
- 20mm depth



DARFB6

PB PC SC



Devoran Door Bolt

- Available in Cranked or Straight
- Complete with screws



CODE	SIZE
DEVFBC4ST	Straight 4"
DEVFBC6ST	Straight 6"
DEVFBC4CR	Cranked 4"
DEVFBC6CR	Cranked 6"

Straight Bolt

- 100mm or 150mm
- Solid Brass
- Complete with screws
- 3 finishes



4"
DARSBB4
6"
DARSBB6

PB PC SC



Necked Bolt

- 100mm or 150mm
- Solid Brass
- Complete with screws
- 3 finishes



4"
DAR-NBB-4
6"
DAR-NBB-6

PB PC SC



SOX Stainless Steel Cabin Hook

- 316 Grade Stainless Steel
- Complete with Screws
- Available in 3 sizes: 103mm, 150mm & 200mm
- 10-year Mechanical Guarantee

SOX
STAINLESS STEEL



CODE	SIZE
SOX316-CH-100SSS	103mm
SOX316-CH-150SSS	150mm
SOX316-CH-200SSS	200mm

Cabin Hook

- Solid Brass
- Available in Polished Brass, Polished Chrome and Satin Chrome
- Complete with screws
- Available sizes: 75mm, 102mm, 150mm, 205mm, 250mm, 300mm

CODE	SIZE
DAR-CH-75	75mm
DAR-CH-102	102mm
DAR-CH-150	150mm
DAR-CH-205	205mm
DAR-CH-250	250mm
DAR-CH-300	300mm



DEV-CH-BL

Devoran Cabin Hook

- 152mm Length
- Complete with screws




Internal Brass Surface Espag

- Oval knob style handle espagnolette bolt
- Used on French doors and provide additional security.
- To suit inward and outward opening doors
- Comes with 2 x 1.2m Rods and Mortice Keepers
- Comes with a 10-year mechanical guarantee
- Suitable for domestic use
- Available in different finishes.

FULL TECHNICAL FITTING
& DATA SHEET AVAILABLE



OV-ESP



TL75R-EN

Tubular Latch

- 57mm Backset
- 75mm total depth
- Complete with plate and screw
- Electro Brass or Nickel



**THE ANSWER
TO PARTQ...
THE TIMBER
WINDOW & DOOR
INDUSTRY HAS
BEEN LOOKING FOR!**



ERA accoya

THE
PARTQ
BLUEPRINT



See pages 6-7 for more details

SPRING-C


Spring Cassette

- For use with long arm backplate handle
- Sold as pair



Key Key Cylinders

The SDH range of 6 pin and **10 pin (Black only)** Cylinders are Anti-Drill, Anti Pick and meet the requirements of EN1303:2005



for other sizes and special finishes, please ask for details

	NICKEL	BRASS	BLACK
35-35	ENQUIRE	ENQUIRE	ENQUIRE
35-45	ENQUIRE	ENQUIRE	ENQUIRE
40-40	ENQUIRE	ENQUIRE	ENQUIRE
40-45	ENQUIRE	ENQUIRE	ENQUIRE
45-45	ENQUIRE	ENQUIRE	ENQUIRE

Key Thumbturn Cylinders

The SDH range of 6 pin Cylinders are Anti-Drill, Anti Pick and meet the requirements of EN1303:2005



for other sizes and special finishes, please ask for details

	NICKEL	BRASS	BLACK
35-35	ENQUIRE	ENQUIRE	ENQUIRE
35-45	ENQUIRE	ENQUIRE	ENQUIRE
40-40	ENQUIRE	ENQUIRE	ENQUIRE
40-45	ENQUIRE	ENQUIRE	ENQUIRE
45-45	ENQUIRE	ENQUIRE	ENQUIRE

Keyed Alike Cylinders

We supply keyed alike cylinders from stock in single and pair form. For different sizes and combinations like key to pass etc please enquire with our sales team.



Keyed Alike SINGLES

Keyed Alike PAIR

Complete with 6 keys

Half Thumbturn Cylinders

Ideal for bottom lock of Stable Door or Juliet Balcony



	NICKEL	BRASS
35-10	ENQUIRE	ENQUIRE
40-10	ENQUIRE	ENQUIRE
45-10	ENQUIRE	ENQUIRE

WE CAN ALSO SUPPLY ISEO DOOR CYLINDERS, PLEASE GET IN TOUCH TO ENQUIRE.

ISEO

ARE YOU GETTING **VALUE** FOR MONEY ON YOUR CURRENT **3 STAR CYLINDERS**?

Greenteq 3 Star Cylinders

Comprehensively tested 3 Star Cylinders at competitive prices

- TS007 Kitemark 3 star profile cylinder (KM591531)
- Protects against bumping, drilling, picking, snap & extract
- 20 different Key/Key sizes available
- 13 different Key/Thumbturn sizes available
- Keyed alike pairs available, please ask for details.

10 YEAR PERFORMANCE WARRANTY



KEY KEY			THUMBTURN KEY	
	NICKEL	BRASS	NICKEL	BRASS
35-35	ENQUIRE	ENQUIRE	ENQUIRE	ENQUIRE
35-45	ENQUIRE	ENQUIRE	ENQUIRE	ENQUIRE
40-40	ENQUIRE	ENQUIRE	ENQUIRE	ENQUIRE
40-45	ENQUIRE	ENQUIRE	ENQUIRE	ENQUIRE

DC40-40EAN/EAB

Easy Access Thumb Turn Cylinder

- Available in Nickel & Brass



OTHER SIZES AVAILABLE TO ORDER

Keyed alike service

We offer a very competitive keyed alike service on all our cylinders, please enquire with our sales team for prices.

Other finishes

SDH can now supply cylinders in other finishes, please enquire with our sales team for more information.

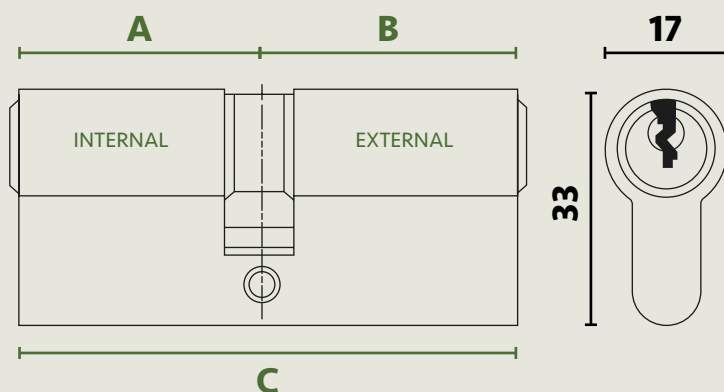
DCD1

Souber Tools Long Multi Euro Cylinder Tool

- Quick locking and unlocking of Euro and Oval locks
- Tapered square drive for follower operation with size markings 7mm to 10mm
- 3mm Hex drive to handle Allen head screws
- 3 square drives for operating 6mm, 7mm, and 8mm spindles
- Markings to determine accurate cylinder length



HOW TO MEASURE A CYLINDER



To determine size of cylinder, measure 'A' then 'B'
Example A = 40mm, B = 45mm order 40/45 cylinder

THE ANSWER TO PART Q... THE TIMBER WINDOW & DOOR INDUSTRY HAS BEEN LOOKING FOR!

The elephant in the room for Joineries is Part Q, and it's time that something was done about it, for the sake of the industry.

For years Part Q has been a headache for Joiners making windows and doors for new builds and extensions, as there's a lot of misinformation and misunderstanding out there. With the impending implications of Part Q being brought in for the refurbishment market, it's something we believe Joiners desperately need help with. Not a scheme or membership that is there to make a profit.

SD Hardware has played a crucial role in bringing together Accoya wood, ERA, and Midland Joinery Services to ensure compliance with Part Q of the Building Regulations. This is something we're giving away to the joinery industry for **FREE**.

This document provides all the necessary details to ensure compliance with Part Q. Including details from our PAS24 tests, which will serve as the blueprint for achieving compliance.

THE
PART Q
BLUEPRINT

IN COLLABORATION WITH



ERA

accoya

MIDLAND
JOINERY SERVICES LTD.

**SEE BELOW THE
THREE STEPS
TO COMPLIANCE**



Following the Part Q guideline documents

For each type of window and door project, we have a document stating the section details and hardware used during the PAS 24:2022 tests as part of **'The Part Q Blueprint'**. Follow these guidelines to ensure our products comply to Part Q requirements.



Complete a Part Q Blueprint Certificate

A certificate is to be completed for all Part Q jobs providing a job reference number. This number will be used as a reference to link the job to any hardware purchase orders/invoices. If required, you can then show proof that the hardware used is the same as required as part of the blueprint.



Apply stickers to relevant windows or doors

When each job is completed, stickers should be applied to each window and door that is required to comply with Part Q. This provides a visual cue for building inspectors when checking for compliance. A job reference should also be added for ease of administration.



Devoran Straight, Monkey Tail or Curved Handles

- Available in Pewter or Black Antique
- 92mm Centres
- Concealed Fix
- Triple spring for 90 degree handle position
- Backplate 242x32x11mm
- Supplied with fixings for 44mm doors, please state if larger fittings are required



SAME PRICE FOR EITHER FINISH

Triple Spring Loaded

CODE	HANDLE STYLE
DEV-ST-92	Standard
DEV-MT-92	Monkey tail
DEV-CU-92	Curved



CURVED

STRAIGHT

MONKEY TAIL

10 YEAR

MECHANICAL GUARANTEE


480 HOURS

CORROSION RESISTANCE

TESTED TO MEET THE REQUIREMENTS OF PAS 24 AS PART OF A COMPLIANT DOOR SET.
MEETS THE REQUIREMENTS OF BS EN 1670:2007 GRADE 5 (480 HOURS) ENDURANCE
TESTED IN EXCESS OF 200,000 CYCLES

MORE BEING ADDED TO THE RANGE SO PLEASE ASK FOR MORE INFORMATION

TECH DETAILS ONLINE



**ANTIQUE
×
DEVORAN
HARDWARE**

Devoran **Antique** Hardware is a collection of competitively priced **window & door** furniture for properties requiring traditionally styled **ironmongery**.

Cottage Handle

- 92mm Centres
- 242x32x13mm backplate
- 125mm handle length
- Also available in Pewter
- Complete with screws



**Triple
Sprung
Loaded**



Black
33035

Pewter
33036



FROM THE ANVIL

Avon Handle

- 92mm Centres
- 242x32x13mm backplate
- 125mm handle length
- Also available in Pewter
- Complete with screws



**Triple
Sprung
Loaded**



Black
33033

Pewter
33034



FROM THE ANVIL

Gothic Handle

- 92mm Centres
- 248x44x5mm backplate
- 125mm handle length
- Unsprung
- Also available in Pewter
- Complete with screws



*Scan for
prices*



Black
33273

Pewter
33604




FROM THE ANVIL

Reeded Slimline Lever Espag Handle

- Backplate size: 244mm x 36mm x 13mm
- Handle Length: 123mm
- Centres: 92mm
- Fixing centres: 212mm

Finishes:

Aged Brass - 33039
Polished Nickel - 33316
Polished Chrome - 33305
Aged Bronze - 83952
Polished Bronze - 91912
Polished Brass - 46545



**Triple
Sprung
Loaded**



FROM THE ANVIL



FROM THE ANVIL

**WE'RE ONE OF THE
TOP SUPPLIERS OF
ANVIL PRODUCTS
IN THE UK, AND
THEREFORE CAN
SUPPLY AT VERY
COMPETITIVE PRICES.**

**IF THERE ARE
PRODUCTS YOU
DON'T SEE IN
OUR CATALOGUES,
PLEASE CHECK OUR
WEBSITE OR GIVE US
A CALL AND WE'LL
BE HAPPY TO
PROVIDE A QUOTE.**

Devoran Slimline 5 Lever Door Handle

- 155x38mm
- 57mm centres



DEV5LSLIMH

Lever/Lock Door Handle

- Backplate size 158x55mm
- Comes with screws
- Sold as a pair
- Comes with spindle
- Fits all standard 5 lever locks
- 57mm centres



DEVLL

Windsor Swan Door Handle

- Solid die-cast zinc construction
- Supplied with screws and spindle
- Handed product
- 92mm centres
- 206 x 28mm Backplate

SWAN



TIMBERSERIES

The Windsor Swan Door Handle is part of our Timber Series range. Please see below the finishes available for this product along with the other suited door furniture available in each finish.



Dart Scroll Solid Brass Handle

- Traditional design
- 92mm Centres
- Complete with screws
- Handed (left hand shown)
- 208x28x10mm Backplate
- Available in Polished Brass, Polished Chrome & Black

DART BRASS COLLECTION



DAR-SCROLL

POLISHED CHROME



POLISHED GOLD



POLISHED BRASS




SATIN CHROME



Victorian Handle

- Solid Brass substrate
- Sold as pair
- 3 finishes
- 57mm centres



DARVLL

SCAN FOR DOOR FURNITURE PRICES...

PLEASE **LOGIN TO YOUR ONLINE TRADE ACCOUNT** TO VIEW TRADE PRICES.

www.sdhardware.co.uk/door-hardware/external-door-furniture



SOX Stainless Steel Door Handle

With 1000's sold without any returns, these Stainless Steel handles are a great option, at very competitive prices.

- 25 year surface guarantee
- 304 Grade Stainless Steel
- 1000 hours neutral salt spray test
- 250x32x11mm backplate
- Available in 3 finishes
- Non-handed

Stainless Steel
SOX-92-SS

Polished Chrome
SOX-92-PC

PVD Gold
SOX-92-PVDG



SOX
STAINLESS STEEL

Windsor Straight Door Handle

- Solid die-cast zinc construction
- Supplied with screws and spindle
- Handed product
- 92mm centres
- 206 x 28mm Backplate



WIND



TIMBERSERIES

The Windsor Straight Door Handle is part of our Timber Series range. Please see below the finishes available for this product along with the other suited door furniture available in each finish.

POLISHED GOLD



POLISHED CHROME




GRAPHITE



SATIN CHROME



POLISHED BRONZE



ROSE GOLD



BLACK



Vanguard Inline Sprung Lever Door Handle

VANGUARD

- Corrosion resistance: Grade 4 (240 hours)
- Operation: Tested to 100,000 cycles
- High-quality Aluminium casting backplate and grip
- Non-handed
- Double sprung
- 1 x Pair
- Spindle: 1 x 8mm x 125mm spindle
- Screws: 2 x M5 x 80mm screws (colour matched)
- 92mm centres



Black or White
VILDH-B/W

Silver
VILDH-S

100mm M5 Stainless Steel (Marine Grade) Machine Screw

- Replacement for mild steel screws supplied with door handles
- Sold Individually



MS-M5-100

£1.19
ex VAT

IDEAL FOR USE WITH

accoya

SOX 316 Stainless Steel Spindle

- For Replacement or Upgrade
- 120mm x 8mm Spindle
- Marine Grade Stainless Steel



SOX-SP-1

£3.08
ex VAT

IDEAL FOR USE WITH

accoya



DOOR EXAMPLES SHOWN ABOVE ARE USING
OUR DOOR BLANKS SHOWN ON PAGES 114 & 115

SOX Stainless Steel T-Bar Pull Handles

The function of any door is obvious, but what's often overlooked is the important role the design and styling of the front door plays in the overall aesthetic of a home. The front door is the one door that every homeowner touches, often multiple times, each day.

So why do we not put enough consideration into ensuring this integral element of our home gives off the best first impression? Not only does the panel need to be visually striking, whether that be manufactured from timber, uPVC, aluminium, or composite, but the vision is only complete with the correct choice of door hardware from the external door handle to the furniture accompanying it.

If you're manufacturing modern timber doors, pull handles are a very popular choice. View our range of Stainless Steel Pull Handles on the next page.

SOX Square Mitered Pull Handle

- Comes with invisible or back to back fixings
- 25mm square



1200x25mm sq
Secret Fix
SOXSQ1200-SF

1200x25mm sq
Back-Back Fix
SOXSQ1200BB

SCAN FOR DOOR FURNITURE PRICES...

PLEASE **LOGIN TO YOUR ONLINE TRADE
ACCOUNT** TO VIEW TRADE PRICES.

[www.sdhardware.co.uk/door-hardware/
external-door-furniture](http://www.sdhardware.co.uk/door-hardware/external-door-furniture)



SOX 316 Stainless Steel INLINE Pull Handles

- 32mm Diameter
- Complete with bolt through fixings (For 44mm doors)
- Additional fixing packs for thicker doors and secret fix available

FOR BACK TO BACK HANDLES, PURCHASE X2 HANDLES AND A FIXING PACK

*3 x Fixings needed for these lengths

Length	Stainless Finish	Black Finish
400mm	SOX316-ST-400-SS	SOX316-ST-400-MB
600mm	SOX316-ST-600-SS	SOX316-ST-600-MB
800mm	SOX316-ST-800-SS	SOX316-ST-800-MB
1000mm	SOX316-ST-1000-SS	SOX316-ST-1000-MB
1200mm	SOX316-ST-1200-SS	SOX316-ST-1200-MB
1400mm*	SOX316-ST-1400-SS	SOX316-ST-1400-MB
1600mm*	SOX316-ST-1600-SS	SOX316-ST-1600-MB
1800mm*	SOX316-ST-1800-SS	SOX316-ST-1800-MB

COMPLETE
WITH BOLT
THROUGH
FIXINGS



SOX316
STAINLESS STEEL

Stainless
or Black



ADDITIONAL FIXINGS

for Back to Back and 56mm+ doors

BACK 2 BACK

SECRET FIX

SOX-2BB-KIT	Back to Back Fixing Kit (400-1200)
SOX-2SI-KIT	Single Fixing Kit (400-1200)
SOX-3BB-KIT	Back to Back Fixing Kit (1400-1800)
SOX-3SI-KIT	Single Fixing Kit (1400-1800)
SOX-SF-KIT	Secret Fixings (Priced each)

SOX 316 Stainless Steel OFFSET Pull Handles


- 32mm Diameter
- Offset 45°
- Complete with bolt through fixings (For 44mm doors)
- Additional fixing packs for thicker doors and secret fix available

FOR BACK TO BACK HANDLES, PURCHASE X2 HANDLES AND A FIXING PACK (ABOVE)

*3 x Fixings needed for these lengths

Length	Stainless Finish	Black Finish
400mm	SOX316-OF-400-SS	SOX316-OF-400-MB
600mm	SOX316-OF-600-SS	SOX316-OF-600-MB
800mm	SOX316-OF-800-SS	SOX316-OF-800-MB
1000mm	SOX316-OF-1000-SS	SOX316-OF-1000-MB
1200mm	SOX316-OF-1200-SS	SOX316-OF-1200-MB
1400mm*	SOX316-OF-1400-SS	SOX316-OF-1400-MB
1600mm*	SOX316-OF-1600-SS	SOX316-OF-1600-MB
1800mm*	SOX316-OF-1800-SS	SOX316-OF-1800-MB

COMPLETE
WITH BOLT
THROUGH
FIXINGS



SOX316
STAINLESS STEEL

Stainless
or Black



ADDITIONAL FIXINGS

for Back to Back and 56mm+ doors

BACK 2 BACK

SECRET FIX

SOX-2BB-KIT	Back to Back Fixing Kit (400-1200)
SOX-2SI-KIT	Single Fixing Kit (400-1200)
SOX-3BB-KIT	Back to Back Fixing Kit (1400-1800)
SOX-3SI-KIT	Single Fixing Kit (1400-1800)
SOX-SF-KIT	Secret Fixings (Priced each)

SOX 316 Stainless Steel FLAT Pull Handles

- 40mm handle width
- Complete with bolt through fixings (For 44mm doors)
- Additional fixing packs for thicker doors and secret fix available

FOR BACK TO BACK HANDLES, PURCHASE X2 HANDLES AND A FIXING PACK

*3 x Fixings needed for these lengths

Length	Stainless Finish	Black Finish
400mm	SOX316-FL-400-SS	SOX316-FL-400-MB
600mm	SOX316-FL-600-SS	SOX316-FL-600-MB
800mm	SOX316-FL-800-SS	SOX316-FL-800-MB
1000mm	SOX316-FL-1000-SS	SOX316-FL-1000-MB
1200mm	SOX316-FL-1200-SS	SOX316-FL-1200-MB
1400mm*	SOX316-FL-1400-SS	SOX316-FL-1400-MB
1600mm*	SOX316-FL-1600-SS	SOX316-FL-1600-MB
1800mm*	SOX316-FL-1800-SS	SOX316-FL-1800-MB

COMPLETE
WITH BOLT
THROUGH
FIXINGS



SOX316
STAINLESS STEEL

Stainless
or Black



ADDITIONAL FIXINGS

for Back to Back and 56mm+ doors

BACK 2 BACK

SECRET FIX

SOX-2BB-KIT	Back to Back Fixing Kit (400-1200)
SOX-2SI-KIT	Single Fixing Kit (400-1200)
SOX-3BB-KIT	Back to Back Fixing Kit (1400-1800)
SOX-3SI-KIT	Single Fixing Kit (1400-1800)
SOX-SF-KIT	Secret Fixings (Priced each)

SOX 316 'D' Handle

- Perfectly matching corners and precision joints, meticulously produced quality product
- A choice of fixing packs are available
- Size: 300mm x 227mm
- Depth: 85mm



SOX316
STAINLESS STEEL

SOX316D

SOX 316 'V' Handle

- V shaped handle, for a sleek aesthetic appearance
- A choice of fixing packs are available
- Size: 332mm x 163mm
- Depth: 85mm



SOX316
STAINLESS STEEL

SOX316V

SOX Lever on Rose Handle

- 304 Stainless Steel
- Solid brass heavy duty back plate
- Invisible fixing via bolt through machine screws or surface screws (supplied with both)
- Can fit up to 65mm doors
- Complete with screws



THIS HANDLE CAN ALSO
BE PULLED UP TO ENGAGE
MULTI-POINT LOCKS

SOXLOR19

SOX
STAINLESS STEEL

SOX 316 Bow Handle

- Austenitic grade 316 stainless steel construction
- Back to back, Single or Single No Grub Screw fixing packs available



SOX316BOW600-BB	600mm Back to Back
SOX316BOW600-SI	600mm Single Fix
SOX316BOW990-BB	990mm Back to Back
SOX316BOW990-SI	990mm Single Fix

SOX316
STAINLESS STEEL



SOX Stainless Steel Patio Door Handle

- Fits many lock brands such as Fullex, Yale, and Roto
- Suitable for timber, aluminium, and PVC patio doors
- 10-year performance guarantee
- 304 Stainless Steel
- Non-handed & easy to reverse the handing
- 92mm centres

SOX-PD

SOX
STAINLESS STEEL

Vista Patio Door Handle

- Fits many lock brands such as Fullex, Yale, and Roto
- Suitable for timber, aluminium, and PVC patio doors
- 10-year performance guarantee
- 304 Stainless Steel
- Non-handed & easy to reverse the handing
- 92mm centres

VPDH



SCAN FOR DOOR FURNITURE PRICES...

PLEASE **LOGIN TO YOUR ONLINE TRADE ACCOUNT** TO VIEW TRADE PRICES.

or visit: www.sdhardware.co.uk/door-hardware/external-door-furniture





SDH Security Pull & Escutcheons

This comprehensive range of pulls and escutcheons are designed to work with euro profile cylinders. Sold as 4 separate components you can **mix and match** internal and external products to achieve the required look. The internal component comes with machine screws for a 44mm door and the external has concealed fixing bolts.

Standard Finishes: White, Black, Polished Chrome & Polished Gold

CODE	DESCRIPTION
SDH-PES	External Security Pull
SDH-IP	Internal Pull (inc. screws)
SDH-ESE	External Security Escutcheon
SDH-EIS	Internal Escutcheon (inc. screws)

SOX
STAINLESS STEEL

SOX Finishes:

Polished & Satin Stainless Steel

CODE	DESCRIPTION
SOX-PES	External Security Pull
SOX-IP	Internal Pull (inc. screws)
SOX-ESE	External Security Escutcheon
SOX-EIS	Internal Escutcheon (inc. screws)

EXTERNAL PULL
15mm Depth

INTERNAL PULL
10mm Depth

EXTERNAL ESCUTCHEON
15mm Depth

INTERNAL ESCUTCHEON
15mm Depth



**THE ANSWER TO PARTQ...
THE TIMBER WINDOW & DOOR
INDUSTRY HAS BEEN LOOKING FOR!**

THE
PARTQ
BLUEPRINT



See pages 6-7 for more details



ERA

accoya

SOX Covered Oval Euro Escutcheon

- Concealed, secret fix
- Easy to fit
- Not supplied with screws
- 14mm (h) x 33mm (w) x 73mm (l)



SOX
STAINLESS STEEL

SOX-O3-SS

SOX 316 Oval Euro Escutcheon

- Concealed, secret fix
- Easy to fit
- Not supplied with screws
- 9mm (h) x 33mm (w) x 72mm (l)



SOX316
STAINLESS STEEL

Stainless Steel
SOX316-O1-SS

Black
SOX316-O1-BL

SOX 316 Square Euro Escutcheon

- Concealed, secret fix
- Easy to fit
- Not supplied with screws
- 10mm (h) x 30mm (w) x 70mm (l)




SOX316
STAINLESS STEEL

Stainless Steel
SOX316-O2-SS

Black
SOX316-O2-BL

Euro & Standard Escutcheon

- Invisible fixings
- Solid Brass
- 3 finishes
- Euro or standard key profile
- 10mm depth



DAR-EE

Devoran Escutcheon

- Single sided
- Complete with screws



DEV-EUE-BL



Devoran Oval Escutcheon

- Single sided
- Complete with screws



DEVOEBL



Euro Cylinder Pull and Escutcheon

TIMBERSERIES

- Internal escutcheon and external cylinder pull
- Perfectly sized to fit most door types
- Screw centres perfectly align with key wind up, Heritage and Slam Shut door locking systems
- Size: 52mm x 59mm
- Available in Polished Chrome, Graphite, Polished Gold, Rose Gold, Black & Polished Bronze



TS-ECPE



Euro Pull Escutcheon

- Through fixing
- Includes fixing screws for 42-48mm doors (for thicker doors extra screws to fit can be supplied)
- Available in Black or Pewter



DEV-EP



SCAN FOR DOOR FURNITURE PRICES...

PLEASE **LOGIN TO YOUR ONLINE TRADE ACCOUNT** TO VIEW TRADE PRICES.



www.sdhardware.co.uk/door-hardware/external-door-furniture

Centre Door Knob

- Secret bracket fixed or through-bolt fixed
- Will suit all standard door depths
- Diameter: 70mm
- Centre: 54mm
- Available in Polished Chrome, Graphite, Polished Gold, Satin Chrome, Black & Polished Bronze



TIMBERSERIES

TS-DRDK



SCAN FOR DOOR FURNITURE PRICES...

PLEASE **LOGIN TO YOUR ONLINE TRADE ACCOUNT** TO VIEW TRADE PRICES.



www.sdhardware.co.uk/door-hardware/external-door-furniture

Door Knob

- 70mm Diameter knob
- 75mm Rose
- Solid die cast zinc
- Comes with fixing bolts
- Available in Black or Pewter



DEV-KNOB

Devoran Centre Knob

- Complete with fixings
- 70mm Diameter
- 63mm Projection
- 73mm Rose




DEVCDK

SOX 316 Centre Knob

- Bolt Fix Product for maximum strength
- Diameter: 75mm
- Projection: 72mm



SOX316
STAINLESS STEEL



SOX316CDK

Heavy Cast Brass Ringed Centre Door Knob

- 80mm rose diameter
- 120mm central bolt with matching finish bolt head
- 80mm x 86mm
- 70mm sized knob



DART
BRASS COLLECTION



DAR-RCDK

Heavy Cast Brass Victorian Centre Door Knob

- 80mm rose diameter
- Traditional Victorian inspired design
- 120mm central bolt with matching finish bolt head
- 80mm x 85mm
- 70mm sized knob



DART
BRASS COLLECTION



DAR-VC DK

Centre Knob

- 102mm Diameter
- 100mm Projection
- 107mm Rose
- Complete with fixings
- Available in Polished Brass, Polished Chrome and Satin Chrome




DART
BRASS COLLECTION

DAR-CDK

Octagonal Centre Door Knob

- Solid Brass
- Complete with fixings
- 85mm Backplate
- 75mm Projection
- Available in Polished Brass, Polished Chrome, or Satin Chrome

DART
BRASS COLLECTION




DAR-OC DK

Octagonal Centre Door Knob

- Solid Brass
- Complete with fixings
- 60mm Backplate
- 75mm Projection
- Rose diameter 65mm
- Available in Polished Brass, Polished Chrome, or Satin Chrome

DART
BRASS COLLECTION



DAR-SOCDK

Solid Brass Lion Head Door Knocker

- Lion Head Size: 112mm x 106mm
- Overall Length: 170mm
- Ring Size: 105mm
- Projection: 45mm
- Stud: 46mm diameter



DART
BRASS COLLECTION

DAR-LHDK

Solid Brass Ring Door Knocker

- Ring Size: 101mm x 96mm
- Overall Length: 125mm
- Stud: 35mm diameter
- Projection: 36mm



DART
BRASS COLLECTION

DAR-RDK-118

Heavy Cast Brass Slim Doctors Door Knocker

Cast from high-quality brass and polished to produce a traditional Doctors style knocker. The slim design includes a petite 55mm fixing plate allows for fixing to doors with a narrow centre.

- Supplied with fixings
- Heavy Cast Brass
- 180mm x 55mm x 78mm

Available finishes: Polished Brass, Polished Chrome, Satin Nickel and Antique Brass

DART
BRASS COLLECTION



DAR-SDDK

Bull Ring Door Knocker

- Classic Bull Ring design
- Face fixing for easy installation and saves you drilling through the door
- Includes fixing bracket
- Size: 127mm diameter ring
- Available in Polished Chrome, Graphite, Polished Gold, Rose Gold, Black & Polished Bronze



 **TIMBERSERIES**

TS-BRDK



Horsetail Door Knocker

- Stylish and classic design
- Crop-able through fix bolt system to suit a wide range of door thickness's
- Size: 36mm x 168mm (48mm depth)
- Available in Polished Chrome, Graphite, Polished Gold, Satin Chrome & Polished Bronze



 **TIMBERSERIES**

TS-HDK



Bull Ring Door Knocker

- Face fix for easy installation
- Bull ring 127mm diameter
- Overall height including base 165mm
- 480hr corrosion resistant
- Available in Black or Pewter



ANTIQUE
X
DEVORAN
HARDWARE

DEV-BRDK



Devoran Ring Knocker

- 95mm Diameter
- Complete with fixings



ANTIQUE
X
DEVORAN
HARDWARE

DEVRK

Spire Door Knocker

- Face fix for easy installation
- 98mm wide overall height 123mm
- Available in Black or Pewter



ANTIQUE
X
DEVORAN
HARDWARE

DEV-SPIR

SOX 316 Deco Knocker

- 166x40x7.5mm
- Solid 316
- 10 year mechanical guarantee
- Complete with fixings

SOX316
STAINLESS STEEL

SOXDK-DECO



SCAN FOR DOOR FURNITURE PRICES...
PLEASE **LOGIN** TO YOUR **ONLINE TRADE ACCOUNT** TO VIEW TRADE PRICES.

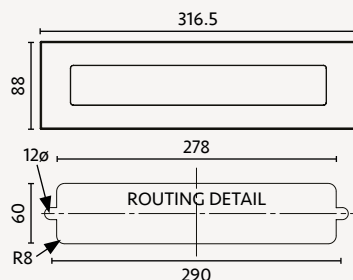


Traditional Letter Plate

- Anti-snap flap opens IN to 180 degrees with a fully sprung return giving clear access for A4 mailings
- Fully suites to the Timber Series range of furniture
- Fits doors 42mm - 80mm thick
- Fully weather sealed and outstanding acoustic insulation
- 10 year mechanical guarantee
- 480 salt spray tested

TRADITIONAL STYLE LETTERPLATE WITH MODERN PERFORMANCE

SCAN TO VIEW DEMO VIDEO



TIMBERSERIES



INTERNAL SLEEVE DETAIL

TSTPLP-



40-80 Nu Mail Letter Plate

- Anti-snap flap opens to 180 degrees with a fully sprung return
- Fits doors 40mm - 80mm thick
- Fully weather sealed
- Size: 310mm x 68mm (Rose Gold 310x76mm)

TECH AND ROUTING DETAILS AVAILABLE ONLINE



TS-NU-LETT

TIMBERSERIES

Letter Plate


- Solid Brass sprung letter plate
- Backplate: 10 x 3" = 254 x 79mm, 12 x 4" = 305 x 102mm
- Aperture: 10 x 3" = 188 x 42mm, 12 x 4" = 248 x 60mm
- Other finishes available
- Complete with fixings

Letterplate Tidy
HERV860



Heritage Brass

Letterplate
HERV850



PREMIUM FINISHES
AVAILABLE SHOWN
ON PAGE 13


SOX Letter Plate

- Sleeved letter plate (sprung)
- Weather sealed both sides
- Up to 80mm door depth
- Size: 330mm x 78mm
- Door Aperture: 301x45mm
- 304 Stainless Steel

SOX
STAINLESS STEEL



SOX-LP



Dart Letter Plate

- Solid Brass
- Traditional
- 10 x 3"
- Polished Brass, Satin Chrome and Polished Chrome
- Internal tidy available
- Other sizes available

DART
BRASS COLLECTION



Letter plate
DAR-LETT

Tidy
DAR-LPT

Period Cast Brass Letter Plate with Embossed Letters

DART
BRASS COLLECTION

- 8mm projection
- Complete with fixing bolts
- Matching Tidy available



10 x 3"
DAR-PLPL-10

12 x 4"
DAR-PLPL-12

Dart Period Cast Brass Letter Plate

DART
BRASS COLLECTION

- 8mm projection
- Clean design
- Complete with fixing bolts
- Matching Tidy available



10 x 3"
DAR-PLP-10

12 x 4"
DAR-PLP-12

Period Cast Brass Letter Plate with Embossed Letters and Knocker

DART
BRASS COLLECTION

- 8mm projection
- Complete with fixing bolts
- Matching Tidy available



10 x 3"
DAR-PPKLPL-10

12 x 4"
DAR-PPKLPL-12

Period Cast Brass Letter Plate with Knocker

- 8mm projection
- Complete with fixing bolts
- Matching Tidy available



10 x 3"
DAR-PPKLP-10

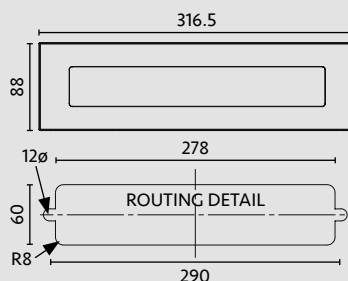
12 x 4"
DAR-PPKLP-12

Devoran Letter Plate

- Fits doors from 42mm to 80mm
- Available in 2 finishes
- External 316 x 88mm overall size
- Internal 290 x 84mm overall size
- Available in Black or Pewter

**TRADITIONAL STYLE
LETTERPLATE WITH
MODERN PERFORMANCE**

DEV-PL



**BEST
SELLER**



SCAN FOR DOOR FURNITURE PRICES...

PLEASE **LOGIN TO YOUR ONLINE TRADE ACCOUNT** TO VIEW TRADE PRICES.

or visit: www.sdhardware.co.uk/door-hardware/external-door-furniture



Devoran Sleeved Letter Plate

- 230x41mm
- For up to 75mm thick doors
- Double sprung
- Complete with screws



DEVSL

Devoran Letter Plate

- Complete with flying bolts
- 270 x 115mm
- Internal tidy available



DEV-LP-270

Vanguard Contractors Letter Plate

- Available in White, Black and Silver finishes
- Double sprung (internal and external flaps)
- Brush pile weather sealing behind internal flap
- Overall Frame Size: 295mm x 70mm
- Flap size: 285mm x 68mm
- Fixing centres: 280mm

VANGUARD



Black or White
VSMLP-B/W

Silver
VSMLP-S

Devoran Internal Tidy

Traditional Devoran Letter Tidy, perfectly suited to a period property.

308x85mm
Antique Black



DEV-LPT

Solid Brass Numerals

- Supplied with matching screws
- 100mm / 4 inch (approx) in height
- 6mm thick
- Available in numbers 0-9
- Available characters A & B

Available finishes: Polished Brass, Polished Chrome, Satin Nickel and Antique Brass



DART
BRASS COLLECTION

DAR-NU

0123456789 A B

Devoran Numerals

- Material: Malleable Cast Iron
- Black Antique finish
- Traditional Design
- Complete with screws
- Height: 100mm
- 0-9 Numerals available



DEV-NU

0123456789

Cast Brass Period Round Bell Push - 75mm

- 75mm Diameter
- 15mm projection
- Classic bevelled ring design
- Complete with matching screws



DART
BRASS COLLECTION

DAR-RBP



Cast Brass Period Oblong Bell Push - 76mm

- 76mm x 32mm
- 21mm projection
- Ornate design
- Complete with matching screws



DART
BRASS COLLECTION

DAR-OBP



Bi-Fold Magnetic Catch

These magnetic catches are designed to hold back the sashes on a bi-fold door when they are open in the fold position. They keep the sashes stacked neatly to one side.

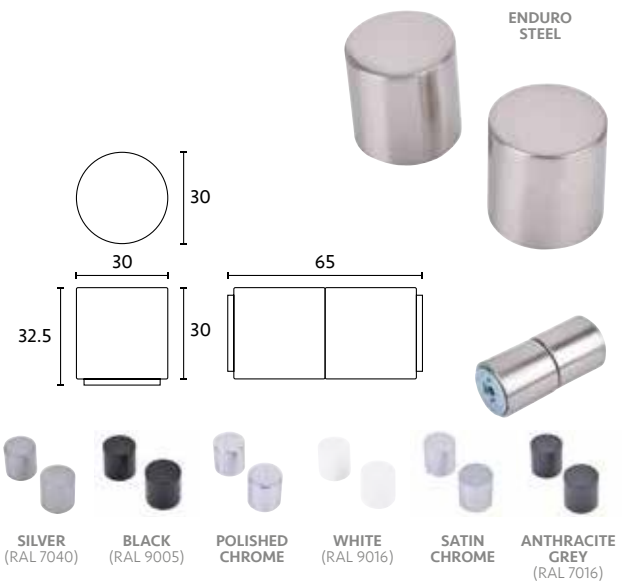
The catches are supplied as a pair and are packaged along with screws for two fixing methods.

Each catch is also supplied with an anti-rotation grub screw.

Available in the following finishes: White, Black, Polished Chrome, Satin Chrome, Anthracite Grey, Silver and Enduro Steel

- Two height options 65mm and (25mm on request)
- Supplied complete with fixings
- Discreet appearance – only 30mm diameter
- 10 year guarantee

65mm
MAG-65



SOX 316 Large Door Viewer

- Solid 316
- 200 degree view
- For 35-60mm doors

SOX316
STAINLESS STEEL



SOX316LDV

Door Chain

- Backset 57mm
- Traditional slide bolt
- Complete with fixing



DAR-DC

Devoran Studs

- 15x15mm



DEV-STUD

Devoran False Hinge

- 383x147mm
- Other sizes available



DEV-FH-15



Scan for prices



SCAN FOR DOOR FURNITURE PRICES...

PLEASE **LOGIN TO YOUR ONLINE TRADE ACCOUNT** TO VIEW TRADE PRICES.

www.sdhardware.co.uk
door-hardware/external-door-furniture

**THE ANSWER TO PARTQ...
THE TIMBER WINDOW & DOOR
INDUSTRY HAS BEEN LOOKING FOR!**

See pages 6-7 for more details



ERA

accoya

THE
PARTQ
BLUEPRINT



So why use External Door Blanks?

It's simple really... you'll save time and money!

With timber prices rising, the production of doors is becoming more and more expensive. By using one of our Aben-dør (Danish for open-door) door blanks, not only will you save on material costs you'll also save on production time and cost.

The great thing about using these particular door blanks, is not only is it more cost effective, you'll actually end up with a more stable and thermally efficient door than a solid timber door.

CONSTRUCTION

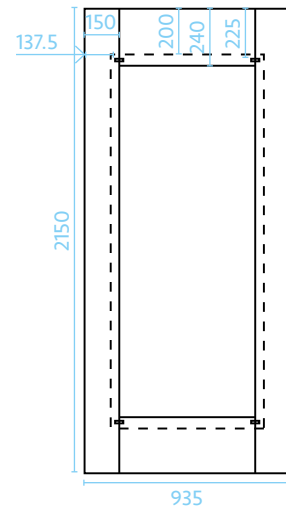
1.5mm Chen-Chen veneer
1.5mm cross grain veneer
1.5mm long grain veneer
0.3mm Aluminium - moisture barrier - stabilizer
1.5mm long grain veneer
Insulation - Polystyrene/2 x 4mm plywood
1.5mm long grain veneer
0.3mm Aluminium - moisture barrier - stabilizer
1.5mm long grain veneer
1.5mm cross grain veneer
1.5mm Chen-Chen veneer

BENEFITS

- Exterior use
- 58mm Thick
- Secure By Design
- 6mm Veneer face (Chen Chen) which can be "V" Grooved
- 0.3mm Aluminium sheet front and back for stability and moisture barrier
- U Value of 1.28 w/m²K (58mm thick doors)
- Insulated core with 2x4mm plywood that adds strength and stability
- Stiles of 150mm Pine
- Rails 240 mm (top/bottom)
- Weight 48kg

We stock 935mm x 2150mm doors which can be cut down to 715mm x 1750mm

PROCESS



abendør
DOOR PANELS

OH
DOORS & PANELS

**Door Blanks will need to be sent on a pallet with an additional delivery cost. Please ask for details.
Save on delivery cost when buying multiple door blanks.*

FOR FULL TECHNICAL DETAILS AND SPECIFICATION, PLEASE CONTACT OUR SALES TEAM.



"At JTP Joinery we've been using Aben-dør door blanks for over 3 years with great success. They are versatile, adaptable and most importantly stable and secure. The vast majority of our joinery is factory sprayed meaning we rely heavily on all materials taking a spray finish well, the Aben-dør door blank ticks all the boxes in this department. Overall a fantastic product at an affordable price."

Tom Buckler, JTP JOINERY



Pano Bi-fold Door Hardware

Joinery by LJS Joinery

The Pano Bi-fold door system is a bottom rolling system that has numerous benefits that'll enhance the final aesthetic of your Bi-fold doors whilst being simple, easy to install, and practical.

The main benefit of the Pano system is that the weight of the doors and frame are supported via the cill. This means that there's no requirement to fix in to the lintel to hold the weight of the doors, which can ultimately lead to sagging and the need for adjustment. This can be a common issue with top-hung Bi-fold door systems, so is certainly worth bearing in mind when deciding on which Bi-fold door system to use for your project.

Corrosion resistance is another major benefit of this product. Manufactured from Aluminium each component uses a nylon washer to avoid any possible cross contamination from the moving parts, meaning no two metal components come into contact. The Pano Bifold system has been designed to perform in extreme conditions where corrosion is common and aggressive, therefore it functions brilliantly in any environment.

- Standard Head & Cill sections
- All Tracks rollers and guides in-line and hidden from view
- 2 bottom track options
 - (i) 'E' track that is suitable for recessing the track flush with cill
 - (ii) 'T' Track that is suitable to be fixed directly on top of the cill and can even be put on the a bevelled cill
- All the weight of system is directed to floor via the bottom roller so no need for heavy duty fixings to be applied to head section carrying the weight of the doors
- Height adjustment on bottom roller
- Simple to manufacture and install
- 4 finishes: Silver, Black, Gold and White (*special order*)
- Fantastic corrosion resistance due to being manufactured out of aluminium with nylon washers, no two bits of metal contact each other
- Bottom roller that will be hidden (rebated) from a 44mm thick doors upwards

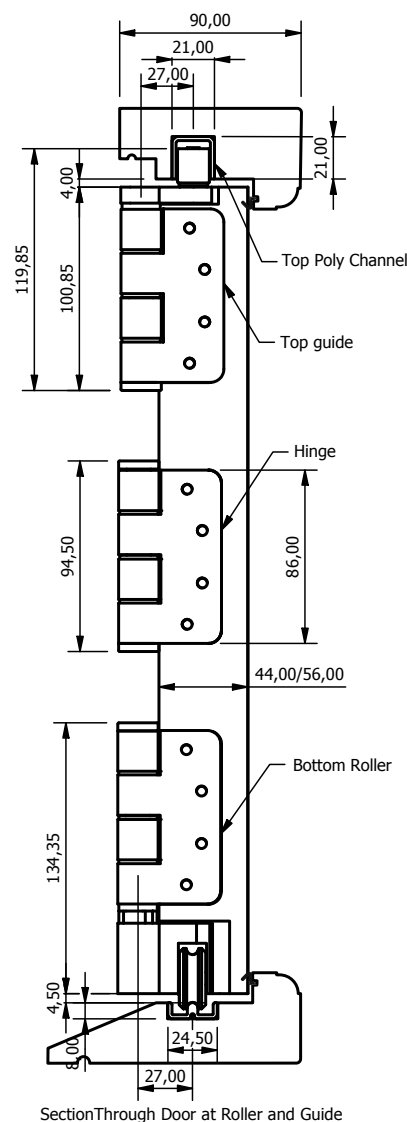
3 DOOR KIT INCLUDING:

- BOTTOM ROLLER
- TOP GUIDE
- TOP POLY CHANNEL (1800mm)
- BOTTOM ALI 'T' TRACK (1800mm)
- 6 x INTERMEDIATE HINGES
- 1 x HINGE HANDLE
- 2 x FLUSH BOLTS

Max Panel Weight: 90kg
Max Panel Width: 900mm
Max Panel Height: 2700mm

FOR ORDER FORM PLEASE SEE **PAGE 122**

SECTION DETAILS: NOT TO SCALE



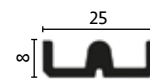
Scan for prices



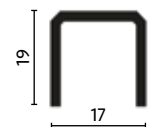
Cill with 'T' Track option

TRACK DETAILS: NOT TO SCALE

815
BOTTOM 'E' TRACK
GOLD OR SILVER



TOP TRACK



814T
BOTTOM 'T' TRACK





Weatherfold 4s

Brio's Weatherfold 4s is recognised as the leading product in exterior folding door hardware. Brio Weatherfold 4s is a top-hung exterior folding system which can handle panels up to 100kg with precision and ease. Large openings of 3.3m high and 16m wide can be achieved with 8 equal size panels folding seamlessly in each direction with inward or outward opening functionality.

Matching hardware comes in four premium finishes: Stainless (SS), Polished Stainless (PS), PVD Brass (PB) and PVD Black (PR). Hinge sets are Non-Mortice as standard, Mortice Round Cornered is available for companies using CNC machines.

- Easy height adjustment
- 4 finishes
- Up to 1000mm flush bolts
- Max Panel Weight: 100kg
- Max Panel Width: 1000mm
- Max Panel Height: 3300mm
- Min Panel Thickness: 35-68mm
- Max Number of Panels: 8 each way

Brio



3 DOOR KIT INCLUDING:

- 1 x 250-A-2.5m top track
- 1 x PS13 6M fir for top track
- 1 x 94PPA-2.5 polyprop & ali channel
- 1 x BWS1 pivot set
- 1 x BWS4 hanger set (chrome bearings)
- 1 x BW7 hinge handle set
- 1 x 456 locking flush bolt
- 1 x 456 non-locking flush bolt

Hybrid Cill available, please ask for details

**POLISHED
STAINLESS STEEL**




PVD



BLACK



**SATIN
STAINLESS STEEL**



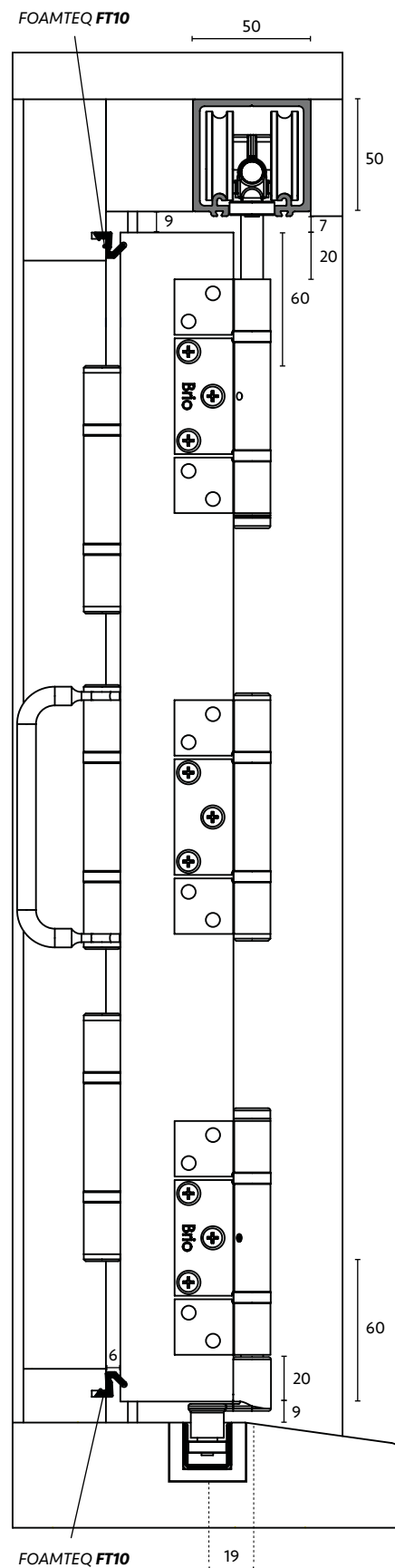
**OUTWARD OPENING, STAINLESS
STEEL FINISH ON MAX 2500mm**



Scan for
prices



TECHNICAL DETAILS



We sell Weather strips by the metre please refer to our Draughtseals catalogue for profiles and prices
FOR ORDER FORM PLEASE SEE **PAGE 122**



Centor E3 Bi-fold Door Hardware

Responding to the demands of architects and homeowners wishing to push the boundaries of Bi-fold innovation, Centor E3 hardware is suitable for a range of residential and commercial applications. Providing complete freedom in door design, our E3 hardware accommodates panels up to 1200mm wide by 3600mm high and 115kg, allowing for the extra weight of double and triple glazing.

- Top-hung Bi-fold system
- Inward or outward opening panels
- Double or triple glazed
- Use with timber or aluminium doors
- Exterior or interior use
- Cycle tested to the equivalent of opening and closing panels every day for 40 years
- Secure E3-based doors with Centor Drop bolts or Centor Twin point locks
- Backed by a 10-year warranty
- Dimensions are intended as a guide only
- Calculated weight checks should be performed to ensure doors built to maximum height and widths do not exceed maximum weight



3 DOOR KIT INCLUDING:

- 1 x 3m Aluminium Top Track
- 1 x 2994 Bottom Poly Channel
- 1 x Pivot Set
- 1 x Hinge Handle Set/Offset
- 1 x Intermediate Hanger Set
- 1 x Locking Drop Bolt
- 1 x Non Locking Drop Bolt
- 1 x Track Seal
- 1 x Floor Channel Retainer

Hybrid Cill available, please ask for details

**POLISHED
STAINLESS STEEL**



PVD



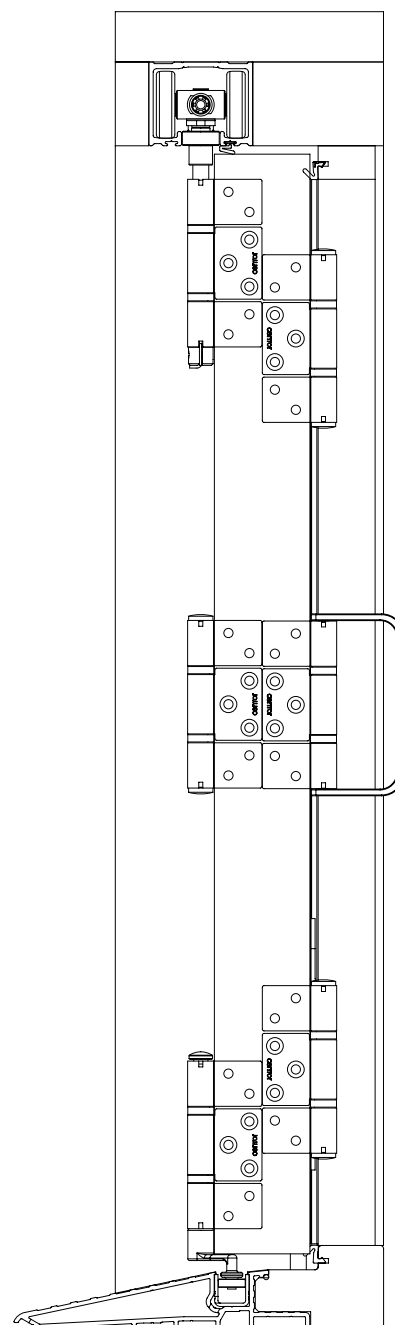
BLACK



**SATIN
STAINLESS STEEL**



**Max Panel Weight: 115kg
Max Panel Width: 1200mm
Max Panel Height: 3600mm**



**HYBRID CILL SHOWN
TIMBER CILL DETAILS AVAILABLE,
PLEASE ASK FOR INFORMATION**

**We sell Weather strips by the metre please refer to our Draughtseals catalogue for profiles and prices
FOR ORDER FORM PLEASE SEE PAGE 122**

Centor E3 Components

INTERMEDIATE HINGE SET



JAMB PIVOT SET



EVEN LEAF END SET



THE
PART Q
BLUEPRINT

**FOR DETAILS
ON PART Q
COMPLIANCE
FOR BI-FOLD
DOORS, PLEASE
GET IN TOUCH
WITH OUR
SALES TEAM**

SDH SASH + DOOR
HARDWARE



**BOTTOM
ROLLING**

F3 Floor Rolling System for Folding Doors

F3 hardware system allows Bi-fold doors to be installed into any existing opening without the need for major structural changes to the structural beam. Perfect for use in residential renovations, our F3 hardware accommodates panels 1000mm wide by 2700mm high and 80kg.

- Bottom-rolling Bi-fold system
- Articulated carriers compensate for imperfect openings, ensuring smooth operation
- Guards on the carriers push grit away from the mechanism
- Inward or outward opening panels
- Suitable for double or triple glazing
- Exterior or interior use
- Externally accessible hardware cannot be compromised
- Extensively tested, including finite element analysis, cycle testing and corrosion testing

PLEASE CONTACT SALES FOR FULL DETAILS.

Retractable Insect Screen and Shade



Centor's award-winning retractable insect screens, sun shades and blackout blinds have solved the problem of screening folding doors, hinged patio doors, sliding glass doors and more.

A common misconception in the UK is that flying insects aren't a problem. However, if you speak to anyone with screens installed in their homes, they'll tell you how useful they actually are, whether for flies during the summer months, midges in evenings or moths at night.

PLEASE CONTACT SALES FOR FULL DETAILS.



Scan for prices



**SCAN FOR BI-FOLD
HARDWARE PRICES...**

PLEASE **LOGIN TO YOUR ONLINE
TRADE ACCOUNT** TO VIEW PRICES.

or visit: **www.sdhardware.co.uk** and enter the product code in the search bar. Please make sure you are logged in first to view trade prices.



Securefold Pro

Securefold offers the very best in exterior Bi-fold door hardware to help you securely open up an interior space to the outside world. The Bi-fold door system operates with effortless ease and combines all the aesthetic benefits of folding wooden doors with the additional advantages of uncompromising security and durability.

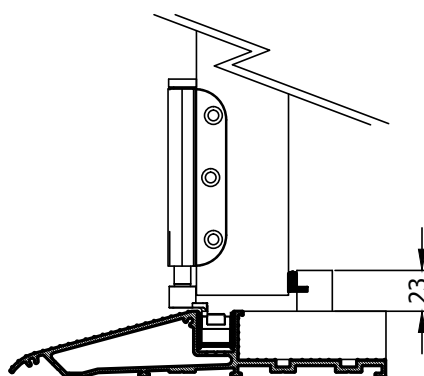
- **Made in Britain**
- Caters for doors weighing up to 100kg each
- All components are manufactured from marine grade 316 stainless steel
- All hinges are passivated to reduce discolouration when exposed to the elements
- Available in 4 stunning finishes – satin, chrome, gold and black
- Caters for up to 8 doors folding to each side of the opening
- 3 hinge options including Mortice Standard, Mortice Round and Non Mortice
- Ratchet system which replaces the need for a grub screw for easy installation
- The Securefold hanger has been designed with an igus bearing which prevents sideways deflection of the doors
- The innovative Securefold track has been designed to prevent debris build up and allow for smooth operation when opening and closing the doors
- Inward and outward opening options available
- Bespoke jamb kit available for a professional finish
- Flush bolts available in locking and non locking versions, with a low profile key
- PAS 24 options available for Part Q applications



Max Panel Weight: 100kg
Max Panel Width: 1000mm
Max Panel Height: 3300mm

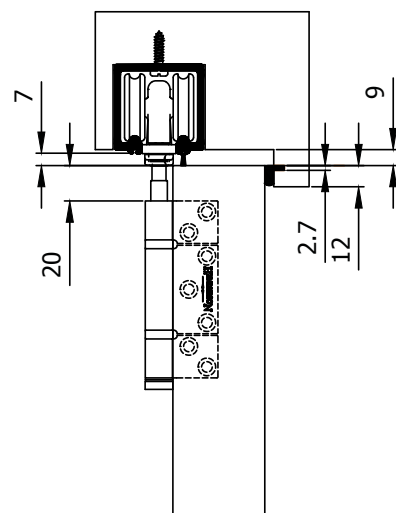
3 DOOR KIT INCLUDING:

250/3000	Aluminium Top Track - 3000mm
SFW1	Pivot set with non-mortice hinge
SF7	Offset Hinge Handle Set
SFP4	Intermediate Hanger Set
94P/3000	Poly Guide Channel - 3000mm
94SC/3000	Aluminium Support Channel - 3000mm
HEN-FB190	Non-Locking 190mm Flushbolt
HEN-FB190L	Locking 190mm Flushbolt
HEN-BS10B	Brush Track Seal



**OPTIONAL SF94T
ALUMINIUM THRESHOLD**

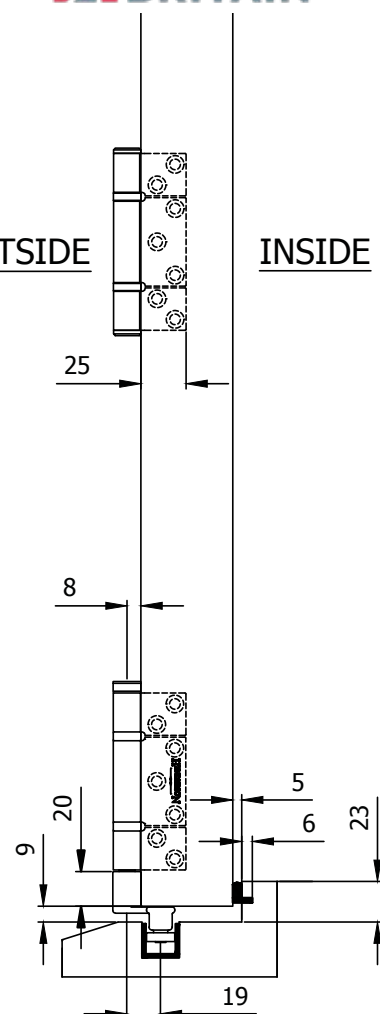
HENDERSON



**MADE IN
BRITAIN**

OUTSIDE


INSIDE



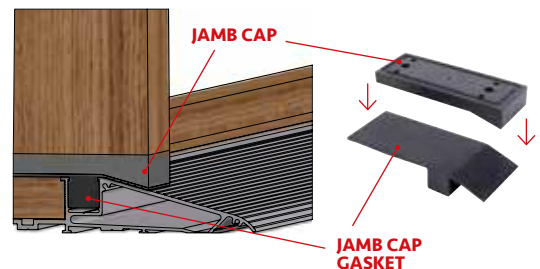



Securefold Drill Jig

Solely designed for use with the Securefold system to speed up construction of the door panels by guaranteeing that the hinge holes are drilled in the correct position.



HEN-S-JIG



Optional Jamb Kit for use with Aluminium Threshold

Reduce machining by using this unique jamb kit that slots perfectly in to the aluminium threshold.

HENSF94T-JAM

Bi-Fold Magnetic Catch

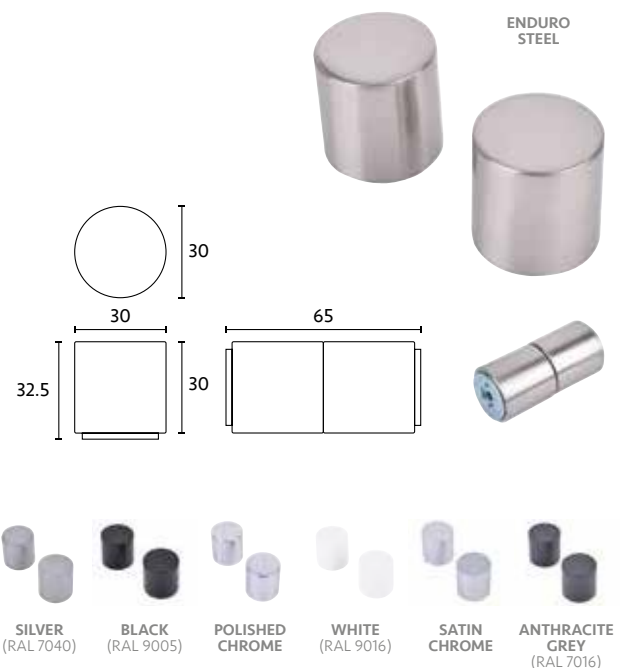
These magnetic catches are designed to hold back the sashes on a bi-fold door when they are open in the fold position. They keep the sashes stacked neatly to one side.

The catches are supplied as a pair and are packaged along with screws for two fixing methods.

Each catch is also supplied with an anti-rotation grub screw.

Available in the following finishes: White, Black, Polished Chrome, Satin Chrome, Anthracite Grey, Silver and Enduro Steel

- Two height options 65mm and (25mm on request)
- Supplied complete with fixings
- Discreet appearance – only 30mm diameter
- 10 year guarantee



**65mm
MAG-65**

CHOOSE BI-FOLD SYSTEM:

SECUREFOLD PRO
TOP HUNG☐Centor E3
TOP HUNG☐WEATHERFOLD 4s
TOP HUNG☐WINDOW SERVERY
PSS or SSS☐INTERFOLD
PSS or SSS☐PANO
BOTTOM ROLLING☐

COMPANY NAME:

ADDRESS:

CONFIGURATIONS

2 DOOR

A.

☐

POSTCODE:

3 DOOR

A.

☐

TELEPHONE

B.

☐

EMAIL:

WIDTH OF OPENING:

4 DOOR

A.

☐

HEIGHT OF OPENING:

LEAF SIZES: HEIGHT

WIDTH

LEAF THICKNESS:

B.

☐FINISH: BLACK ☐ P.CHROME ☐ GOLD ☐ SILVER ☐

C.

☐INWARD OPENING ☐ OUTWARD OPENING ☐MAGNETIC HOLD BACK CATCH ☐HYBRID CILL (WEATHERFOLD & CENTOR ONLY) ☐ADDITIONAL ROW OF HARDWARE (over 2.1m) ☐FLUSH BOLTS: Locking ☐Non-Locking ☐

(Pano - Non-Locking only)



If the configuration
you require is
not above, please
attach a drawing.

Pano Only

TRACK TYPE:

T

☐

P

☐

E (Recessed Track)

☐

We have access to many internal and external Bi-Fold and straight sliding systems.
Please give us a call or email with your requirements and we will be happy to source for you.



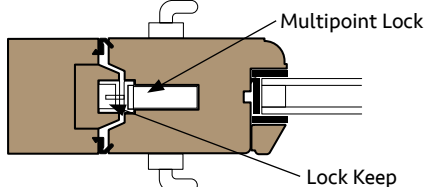
Vista Patioslide

This patio door hardware is simple effective and competitive. Using standard door styles and frames. Can take up to 200kg sashes in multiple configurations. Guides and Roller manufactured in Stainless Steel.

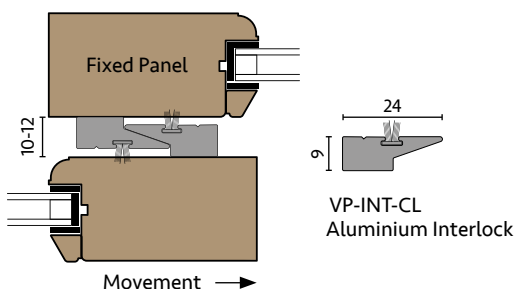
200kg Max Weight*
40mm Min Thickness*
3000mm Max Width*
3000mm Max Height*
 *Each Sash

PLEASE CONTACT OUR SALES TEAM FOR FURTHER INFORMATION OR A DETAILED QUOTE

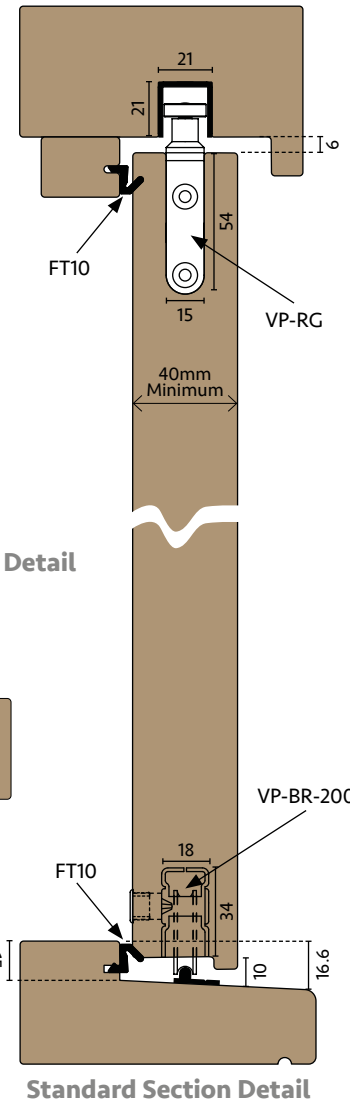
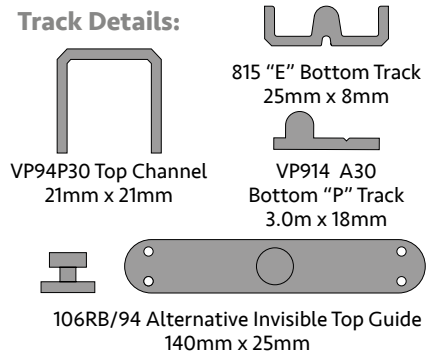
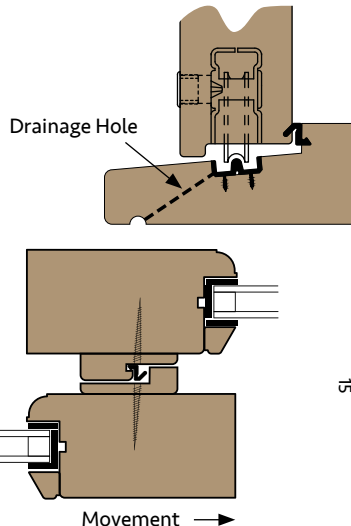
Locking Jamb Details:



Interlock Details:



Alternative Recessed Track Detail



KIT INCLUDES:

- VP914A A30: 1 x Bottom 'P' Track 3.0 (Silver)
- VP94P-30: 1 x Top Channel 3.0 (PPA)
- VP-RG: 2 x Rattle Proof Cast Stainless Steel Top Guide
- VP-BR-200: 2 x adjustable 2 wheel Stainless Steel rollers 200kg
- VP-INT-CL: 1 x Pair 3 Metre Aluminium Interlock
- PAT6H: 1 x 6 Point Stainless Steel Patio Door Lock
- PAT6K: 1 x Patio Door Keep
- DC40/40: 1 x Euro Cylinder 40/40
- VPDHP: Patio Door Handle

OPTIONAL EXTRAS:

- V106RG: Alternative Invisible Top Guide
- 815 'E' Bottom Track (Available in Silver)
- VPDS - Door Stops (Black or White)

Handle Colour Options:



Interfold

Interfold 4s and Window 35

Interfold 35 uses precision chrome bearings with an offset guide and concealed channel to fold top hung panels of 35kg in residential and commercial folding window and door applications.

This system is a smaller version of the leading Exterior 4s, with easy adjustment and simple assembly. It comes with 2 different bottom tracks which are either concealed or surface mounted. The system allows panels to close against rebates which is necessary for applications where sound and light proofing is required. Interfold hardware is suitable for timber door systems with all doors of equal width.

- Available in Polished and Satin Stainless Steel
- Max Panel Weight: 35kg
- Max Panel Width: 1000mm
- Max Panel Height: 2600mm
- Min Panel Thickness: 35mm
- Max Number of Panels: 6 each way
- Full technical details available
- Recess track

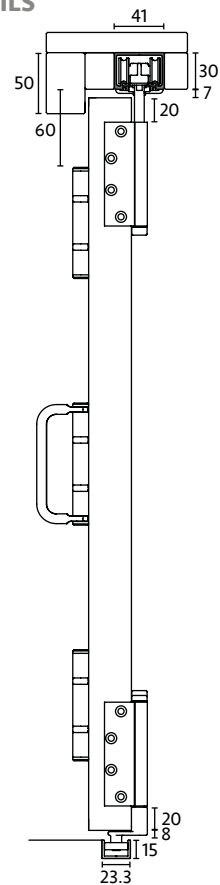
Brio

Joinery by James Ratford Bridge



PLEASE CONTACT US FOR PRICES! FOR ORDER FORM PLEASE SEE PAGE 10

TECHNICAL DETAILS




30kg
Max Leaf Weight

2100mm
Max Leaf Height

800mm
Max Leaf Width

35-44mm
Max thickness



50kg
Max Leaf Weight

2400mm
Max Leaf Height

900mm
Max Leaf Width

35mm
Min thickness

Enfold 30

Top-hung box track with 4 wheel hangers (**no bottom channel on layouts upto 3 leaves hinged together**). High quality hinges and bolts in either Satin Stainless or Polished Gold PVD finishes.

- Suitable for Residential folding door partitions in applications such as between house and conservatory
- Aluminium anodised top track, 4 wheel hangers with nylon tyred wheels
- Stainless Steel Hinges and Solid Brass bodied flush bolts in either Satin Stainless Steel or Polished Gold PVD finishes
- More configurations available

PLEASE CONTACT US FOR PRICES!

FULL DATA SHEET AVAILABLE

Endfold 50

Top hung box track with 4 wheel hangers. High-quality hinges and bolts in either Satin Stainless Steel or Polished Gold PVD finishes. Through the use of pivots at the stacking end this product can accommodate equal width leaves throughout.

- Suitable for Residential and Commercial folding door partitions in applications such as between communal areas
- Aluminium anodised top track, 4 wheel hangers with nylon tyred wheels
- Stainless Steel Hinges and solid Brass bodied flush bolts in either Satin Stainless Steel or Polished Gold PVD finishes

This product is sold in component form.

PLEASE CONTACT US FOR PRICES!

FULL DATA SHEET AVAILABLE

Double Top

Sliding wardrobe door kit
for bypassing doors weighing
up to 40kg

Sliding wardrobes are a great alternative to traditional hinged doors to make the most out of valuable floor space in the bedroom whilst also maintaining a stylish and elegant interior.

- Caters for wooden doors weighing up to 45kg
- Ideal for bypassing sliding wardrobe doors
- Available in four kits for a variety of track lengths
- Fittings kit available for additional doors
- Easy to install - installation video available

COMPONENTS LIST:

- Aluminium Anti-Rise Soffit Fixing Track (x 1)
- Outer Offset Hangers (x 2)
- Inner Offset Hangers (x 2)
- Rubber Buffered Stop (x 1)
- Nylon Guide (x 1)

SCAN FOR THE
INSTALLATION
VIDEO



Double Top

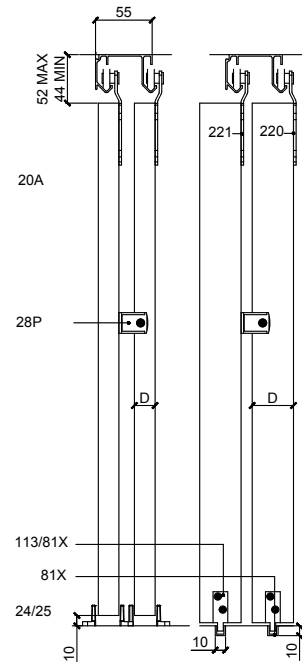


HEN-W12
1200mm Track

HEN-W18
1800mm Track

FULL DATA SHEET AVAILABLE, PLEASE ASK FOR DETAILS

HENDERSON



Husky 100 (Steel Track)

Sliding door kit for wooden and
metal doors weighing up to 100kg

Our Husky sliding door kit is ideal for sliding wardrobe doors and sliding room dividers in residential and commercial properties. Husky Sliding 100 supports doors up to 100kg.

- Available with a choice of galvanised steel, anodised aluminium or mill finish track, complemented with nylon rollers to ensure a smooth, quiet operation
- Track can be soffit or faced fixed to allow flexibility of installation
- Fittings kit available for when more than one door is required (ask for details)
- Simultaneous Action Kit available for bi-parting doors (ask for details)

COMPONENTS LIST:

- Track (x1)
- Face Fixed Brackets (x5)
- Nylon Bodied Hangers (x2)
- Nylon Guide (x1)
- Clip Stop (x1)
- Track Stop (x1)

SCAN FOR THE
INSTALLATION
VIDEO



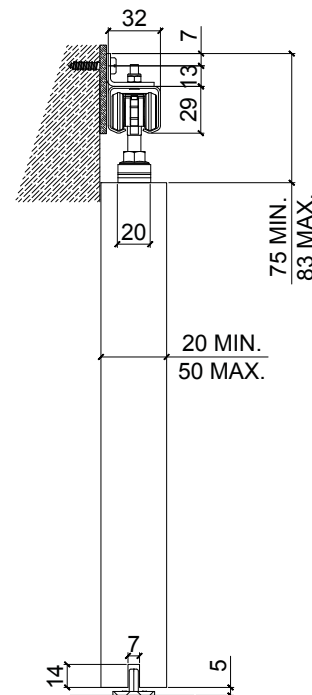
Husky 100



HEN-H100-18
1800mm Track
(Opening Width
950mm)

FULL DATA SHEET AVAILABLE, PLEASE ASK FOR DETAILS

HENDERSON



Pocket Door for single and bi-parting doors

Unique pocket door system that works with cavity walls for doors weighing up to 60kg

Our pocket door kit offers an innovative sliding door solution whereby the door slides into a cavity wall. Offers amazing space saving benefits where interior space is limited such as bedrooms, bathrooms, en-suites, kitchens and walk in wardrobes.

- Offers amazing space saving benefits for rooms where interior space is limited
- Kit comes complete with satin flush pull set and pre-assembled aluminium track and header mechanism
- For double door specifications, two kits can be purchased
- Available as standard or with dual soft close
- A Simultaneous Action Kit is available as an optional extra for bi-parting doors
- Caters for doors up to 2315mm x 930mm
- Easy and rapid installation

OPTIONS

HEN-PDK3

1981 x 762mm Panel

PDKSOFT3

(with Dual Soft Close)

1981 x 762mm Panel

HEN-PDK4

1981 x 838mm Panel

PDKSOFT4

(with Dual Soft Close)

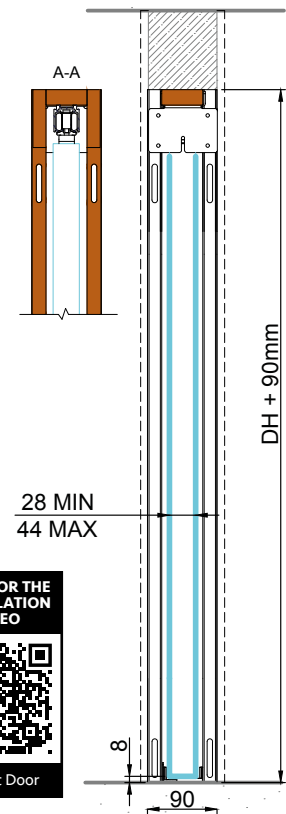
1981 x 838mm Panel



COMPONENTS LIST:

- Hangers (x2)
- Galvanised Steel Wrapped Softwood Studs (x4)
- Galvanised Steel Stud Spacing Brackets (x2)
- Galvanised Steel Stud Support Brackets (x2)
- Softwood Header Assembly (with pre-fitted track) (x1)
- Clip Stop with Adjustable Retention (x2)
- Track Stop (x1)
- Flush Pulls (x2)
- Guide (x1)
- End Brackets (x2)

HENDERSON



FULL DATA SHEET AVAILABLE, PLEASE ASK FOR DETAILS

Rustic 100

Unique sliding barn door hardware with beautifully crafted hangers for doors weighing up to 100kg

Rustic 100 sliding barn door hardware is ideal for barn conversions, period properties or simply for a unique feature in the home. Suitable for internal doors weighing up to 100kg, the system creates a traditional look for sliding wooden doors with the exposed steel straps fastening down the front of the door.

- For wooden doors weighing up to 100kg
- Designed with a flat back track and exposed steel hangers for a rustic finish
- Available in 2000mm or 3000mm track lengths
- Two finishes available - matt black and stainless steel
- Available as standard, single soft stop or double soft stop
- Kit comes complete with 2 oval flush pulls
- Fittings kit available for double door specifications

SCAN FOR THE
INSTALLATION
VIDEO



Rustic 100

Black
HEN-R100-200
2000mm Rail

Stainless Steel
HEN-R100-200SS
2000mm Rail

COMPONENTS LIST:

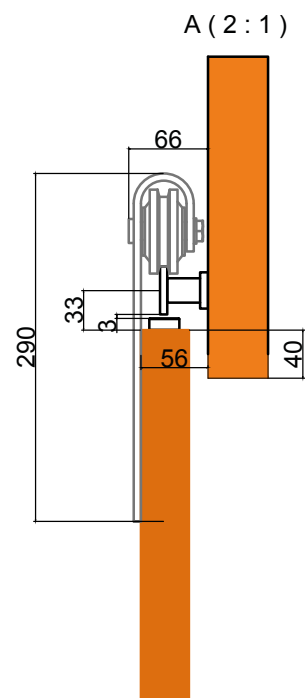
- Hangers (x2)
- Door Stops (x2)
- Floor Guide (x1)
- Flat Track (x1)
- Track Wall Spacers x 5 for 2000mm
- Anti-Jump Cam (x2)
- Oval Flush Pulls (x2)

Optional Extra:

R80SOFT Soft Stop for doors weighing up to 80kg



HENDERSON



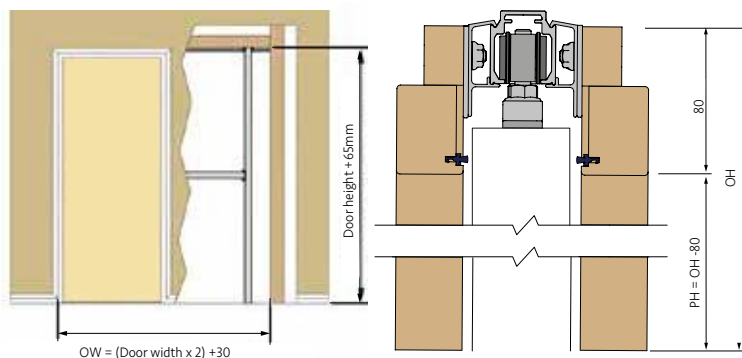
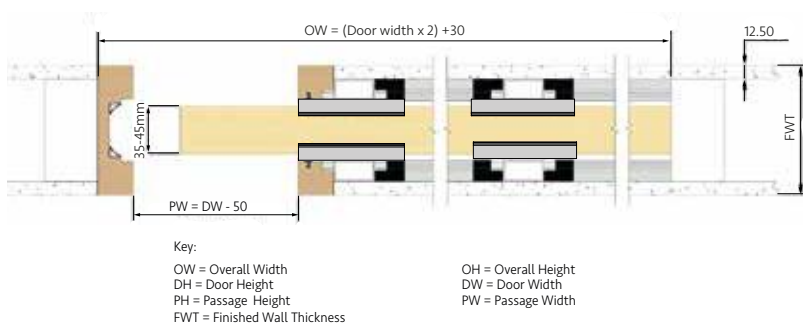
FULL DATA SHEET AVAILABLE, PLEASE ASK FOR DETAILS



Pocket Door Pro

Our professional pocket door kit has been redesigned and updated to include a smooth running track with low initial friction. The kits are suitable for cavity walls holding doors weighing up to 120kg.

- Extremely easy to install
- Designed with a high quality aluminium frame with push together parts
- Available in 7 kit pack options to cater for doors up to 2315mm x 930mm, our stocked sizes are shown below
- For bi-parting door applications, two kits should be purchased
- Optional accessories include a dual soft close to prevent slamming and a timber liner kit for a professional finish
- Kits can be cut to suit non standard door sizes



COMPONENTS LIST:

- Track
- Aluminium uprights
- Hangers
- Fixing plates
- Clip stop
- Noggin
- Floor bracket
- Guide

OPTIONS

HEN-PDKPROH3 1981 x 762mm Panel
HEN-PDKPROH4 1981 x 838mm Panel
HEN-SOFTHP60 Optional Dual Soft Close Door Weight 10-60kg
HEN-SOFTHP120 Optional Dual Soft Close Door Weight 60-120kg
HEN-LKH-120 Single Door Liner Kit 120mm Wall Thickness
HEN-LKH-125 Single Door Liner Kit 125mm Wall Thickness
HEN-BILKH-120 Double Door Liner Kit 120mm Wall Thickness
HEN-BILKH-125 Double Door Liner Kit 125mm Wall Thickness



Roomflex 40

The Henderson Roomflex 40 is an innovative internal folding door hardware system designed to optimise and enhance versatile living spaces. Unlike traditional internal folding door systems, Roomflex 40 has been designed to eliminate the need for a lower track, resulting in a visually pleasing and unobstructed pathway connecting two rooms.

- Suitable for doors weighing up to 40kg
- The system can be used on rebated jambs
- The aluminium track provides a smooth, quiet operation (Sold separately)
- The system does not require a floor channel eliminating trip hazards
- Reduces noise pollution between rooms
- Selected configurations available in kit form for ease of ordering
- Nylon guide wheel with precision bearings
- Maximum panel width of 838mm
- Wheels are made from a patented polymer material to ensure the longevity
- Available in 8 door configurations to cater for openings width over 5000mm

COMPONENTS LIST:

- Pivot set
- Intermediate hinge handle set
- Offset hinge handle set
- End hanger hinge
- Wrapped hanger hinge
- Intermediate hanger hinge set
- Flush bolts

All above components are kit dependant

OPTIONS

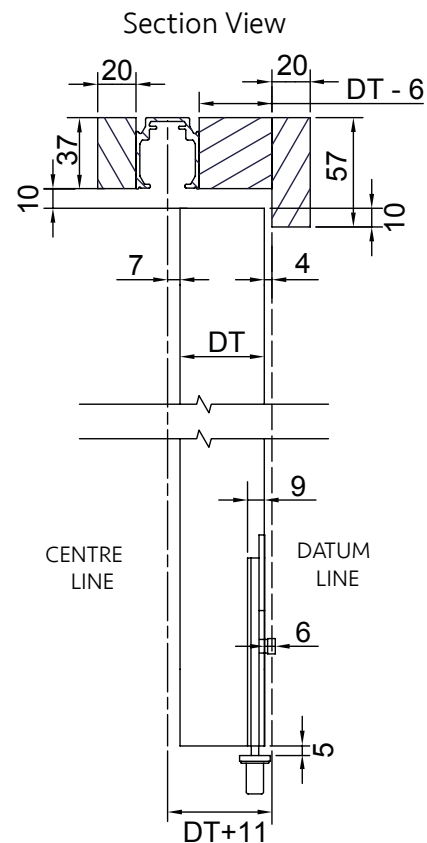
HEN-RFP40-2-1
2 + 1 System

HEN-RFP40-3
2 + 0 System

HEN-RFP40-3-1
3 + 1 System

HEN-RFP40-3-2
3 + 2 System

HEN-RFP40-3-3
3 + 3 System



SOX Stainless Steel Patio/Bi-fold Door Hook Lock and Keep (40mm Backset)

The SOX Stainless Steel Patio Hook Lock, provides superior security and great functionality for a variety of gate and door systems.

- **Versatile Application:** Suitable for patio doors, bi-fold doors, swing gates and sliding gates, offering flexible security solutions for various entryways.
- **Premium Build:** Constructed entirely from 100% stainless steel, including the mechanism, hook, front plate, chassis, and internal components, ensuring exceptional durability and resistance to corrosion.
- **Enhanced Security:** The 33 mm throw hook, combined with an anti-lift pin, provides secure anchoring and protection. The anti-theft pin is removable, making the lock adaptable for bi-fold doors and swing gates.
- **Night Locking Capability:** Features a stainless steel hook designed to ensure secure locking during the night.

Cylinder not included



Hook Lock
SOX-HL-40

Keep
SOX-HK1-SSS





Softclose

Softclose 80 is an ingenious device that will slow down a sliding door weighing up to 80kg and gently close it over the last 110mm of travel.

- Max door weight - 80kg

0204004



Pocket Door Touch Latch

Pocket doors can finally be set up to sit 100% into the wall without the need for edge fix handles or finger pulls. This device simply fits on the back of the door. When you open the door the last 20-30mm activates the catch and lets the door sit flush with the wall. When you wish to close the door a simple press on the door edge will then release the door into the opening. It's as simple as that!! Can be used with all our pocket doors and in conjunction with our softclose unit.

02040068



Henderson Round Sliding Door Lock

- Choose from satin nickel, chrome, black, or satin brass to suit your decor
- Fits Doors 35mm and 45mm thick
- Includes lockable flush pulls, finger pull, lock case, and strike plate
- Designed with a turn-and-release mechanism for quick access in emergencies

HEN-FPRL

Round Sliding Door Handle Set with Door Edge Pull

- Ideal for use with Pocket Door or soft close systems
- Contains x 2 flush pulls (29mm outer diameter) and x 1 door edge pull (52mm h x 29mm w outer measurements)
- Polished or Satin Chrome & Black



385EDGE

Brass Pocket Door Edge Pull

- Length: 100mm
- Width: 19mm
- Polished Brass, Polished Chrome, Antique Brass, Satin Chrome, Satin Nickel, Matt Bronze, Satin Brass or Matt Black



C1165

Brio Flush Bolts

- Available in Polished Gold, Polished Chrome, Stainless Steel & Matt Black
- 190, 450, 600 or 1000mm Locking or Non-Locking
- 190mm shown



WEA456

Flush Bolt

- Stainless Steel
- Non-Locking
- 110x24mm
- 9mm depth



HEN-FB110S

Brass Flush Pull

- For use with Pocket Doors
- Suits door thickness 35-52mm
- Projection: 13mm
- Plate Diameter: 57mm
- Plate Thickness: 2mm
- Polished Brass, Polished Chrome, Antique Brass, Satin Chrome, Satin Nickel, Matt Bronze, Satin Brass or Matt Black



RD2322

OTHER ACCESSORIES AVAILABLE ONLINE OR PLEASE ASK FOR DETAILS

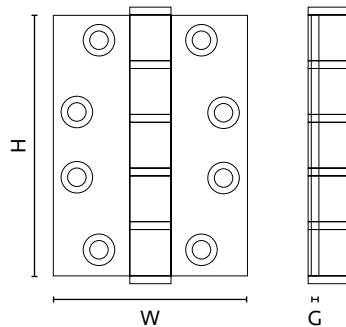
Stainless Steel Ball Bearing Hinges

- Complete with screws
- FD30/60
- CE Marked
- 2 or 3mm leaf thickness

WHY USE?

- Smooth operation
- Heavy weight carrying capacity
- Suited door hinges

Hinge sizing
Height (H) x Width (W) x Gauge (G)



(Pack of 3) Stainless Steel Ball Bearing Hinges

- Complete with screws
- 3mm leaf thickness
- FD30
- CE Marked
- Pack of 3



CODE	SIZE	CLASS
PK3SSS	4" (102x76x2mm)	13

Satin Stainless Steel

- Priced per pair



CODE	SIZE	CLASS
14852	3" (76x51x2mm)	7
14854	4" (102x76x3mm)	13

Polished Stainless Steel

- Priced per pair



CODE	SIZE	CLASS
14851	3" (76x51x2mm)	7
14853	4" (102x76x3mm)	13

Electro-Brass Stainless Steel

- Priced per pair



CODE	SIZE	CLASS
14885	3" (76x51x2mm)	7
14882	4" (102x76x3mm)	13
14841EBP	4" (102x102x3mm)	13

Black Stainless Steel

- Priced per pair



CODE	SIZE	CLASS
14917	3" (76x51x2mm)	7
14920	4" (102x76x3mm)	13
14841BLK	4" (102x102x3mm)	13

Matt Antique Brass Stainless Steel

- Priced per pair



CODE	SIZE	CLASS
14852-MAB	3" (76x51x2mm)	7
14854-MAB	4" (102x76x3mm)	13
14841MAB	4" (102x102x3mm)	13

316 Stainless Steel

- Priced per pair
- 316-14852 & 316-14883 - Satin finish
- 316-14884 - Polished finish




SOX316
STAINLESS STEEL

CODE	SIZE	CLASS
316-14852	3" (76x51x2mm)	7
316-14884	4" (102x76x3mm)	13
316-14883	4" (102x76x3mm)	13

Satin Brass Stainless Steel

- Priced per pair



CODE	SIZE	CLASS
14852SBP	3" (76x51x2mm)	7
14854SBP	4" (102x76x3mm)	13
14841SBP	4" (102x102x3mm)	13

Square End Dark Bronze Stainless Steel

- Priced per pair



CODE	SIZE	CLASS
14854DBZ	4" (102x76x3mm)	13
14841DBZ	4" (102x102x3mm)	13



Scan for prices



SCAN FOR HINGE PRICES...

PLEASE **LOGIN TO YOUR ONLINE TRADE ACCOUNT** TO VIEW PRICES.

WE CAN OBTAIN MOST HINGES FROM ALL MANUFACTURERS, PLEASE CONTACT OUR SALES TEAM

Radius End Black Stainless Steel

- Priced per pair



CODE	SIZE	CLASS
14869-BL	4" (102x76x3mm)	13

Radius End Satin Brass Stainless Steel

14869SBP
Priced per pair

PK854SBP
Priced per pack of 3



CODE	SIZE	CLASS
14869SBP	4" (102x76x3mm)	13
PK854SBP	4" (102x76x3mm)	13

Radius End Matt Antique Brass Stainless Steel

14869MAB
Priced per pair

PK854MAB
Priced per pack of 3



CODE	SIZE	CLASS
14869MAB	4" (102x76x3mm)	13
PK854MAB	4" (102x76x3mm)	13

Radius End Satin Stainless Steel

- 14905 & 14869 - Priced per pair
- PK869 - Pack of 3



CODE	SIZE	CLASS
14905	3" (76x51x2mm)	7
14869	4" (102x76x3mm)	13
PK869	4" (102x76x3mm)	13

Radius End Polished Stainless Steel

- Priced per pair



CODE	SIZE	CLASS
14906	3" (76x51x2mm)	7
14872	4" (102x76x3mm)	13

Radius End Electro Brass Stainless Steel

- Priced per pair



CODE	SIZE	CLASS
14907	3" (76x51x2mm)	7
14879	4" (102x76x3mm)	13

Washed Butt Hinges

Solid Brass Washered Butt Hinges - Matt Bronze

- Double Phosphor Bronze Washered
- Price per pair



CODE	SIZE	CLASS
HDPBW21-MBRZ	3" (76x50x2.5mm)	7
HDPBW61-MBRZ	4" (102x67x4mm)	13

Solid Brass Washered Butt Hinges - Satin Nickel

- Double Phosphor Bronze Washered
- Price per pair



CODE	SIZE	CLASS
HDPBW21-SN	3" (76x50x2.5mm)	7

Solid Brass Washered Butt Hinges - Polished Nickel

- Double Phosphor Bronze Washered
- Price per pair



CODE	SIZE	CLASS
HDPBW21-PN	3" (76x50x2.5mm)	7

Solid Brass Washered Butt Hinges - Matt Black

- Double Phosphor Bronze Washered
- Price per pair



CODE	SIZE	CLASS
HDPBW21-MB	3" (76x50x2.5mm)	7

Solid Brass Washered Butt Hinges - Antique Brass

- Double Phosphor Bronze Washered
- Price per pair



CODE	SIZE	CLASS
HDPBW21-AB	3" (76x50x2.5mm)	7
HDPBW61-AB	4" (102x67x4mm)	13

Solid Brass Washered Butt Hinges - Satin Brass

- Double Phosphor Bronze Washered
- Price per pair



CODE	SIZE	CLASS
HDPBW21-SB	3" (76x50x2.5mm)	7
HDPBW61-SB	4" (102x67x4mm)	13

WE CAN OBTAIN MOST HINGES FROM ALL MANUFACTURERS, PLEASE CONTACT OUR SALES TEAM

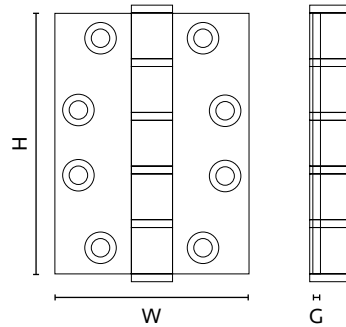
Washed Hinges

Washed hinges have been overlooked in recent times, however these hinges are perfect for internal or external use.

WHY USE?

- Slimmer Knuckle
- Aesthetically pleasing
- Will never rust, so perfect for external use in coastal areas
- Double phosphor washers ensuring noise free smooth operation for many years

Hinge sizing
Height (H) x Width (W) x Gauge (G)



Solid Brass Washered Butt Hinges - Polished Brass

- Double Phosphor Bronze Washered
- Price per pair



CODE	SIZE	CLASS
HDPBW21	3" (76x50x2.5mm)	7
HDPBW4	4" (102x67x2.5mm)	13
HDPBW61	4" (102x67x4mm)	13
HDPBW8	4" (102x76x4mm)	13

Satin Chrome Washered Solid Brass PBW Hinges

- Brass pin
- 3mm leaf thickness
- Double Phosphor
- Bronze Washered
- Price per pair



CODE	SIZE	CLASS
14831	3" (76x51x3mm)	7
14834	4" (102x67x3mm)	13

Polished Chrome Washered Solid Brass PBW Hinges


- Brass pin
- 3mm leaf thickness
- Double Phosphor
- Bronze Washered
- Price per pair



CODE	SIZE	CLASS
14862	3" (76x51x3mm)	7
14863	4" (102x67x3mm)	13

Polished Solid Brass Washered PBW Hinges

- Brass pin
- 3mm leaf thickness
- Double Phosphor
- Bronze Washered
- Price per pair
- Heavy Duty version (14832)



CODE	SIZE	CLASS
14828	3" (76x51x3mm)	7
14805	4" (102x76x3mm)	13
14832	4" (102x67x3.5mm)	13

Satin Stainless Steel with Stainless Steel Washers

- Complete with screws
- FD30/60
- Price per pair
- Great for use with Accoya



CODE	SIZE	CLASS
14880	3" (76x51x2mm)	7
14856	4" (102x76x3mm)	7

Polished Stainless Steel with Stainless Steel Washers

- Complete with screws
- FD30/60
- Price per pair



CODE	SIZE	CLASS
14881	3" (76x51x2mm)	7
14848	4" (102x76x3mm)	13

Electro Brass with Stainless Steel Washers

- Complete with screws
- FD30/60
- Price per pair



CODE	SIZE	CLASS
14826	3" (76x51x2mm)	7
14886	4" (102x76x3mm)	13

Hinge Weight Chart (BS EN 1935)

This is the European standard for the classification of the strength and durability of side-hung metal hinges.

Hinges are tested against a standard door and number of cycles to achieve certification.

A single hinge is tested, whereas in reality a minimum of three hinges will support the door. This chart shows the various grades.

Hinge Class	Door Mass	Cycles per Annum
1	10kg	10,000
2	20kg	10,000
3	20kg	25,000
4	20kg	200,000
5	40kg	10,000
6	40kg	25,000
7	40kg	200,000
8	60kg	10,000
9	60kg	25,000
10	60kg	200,000
11	80kg	200,000
12	100kg	200,000
13	120kg	200,000
14	160kg	200,000

WE CAN OBTAIN MOST HINGES FROM ALL MANUFACTURERS, PLEASE CONTACT OUR SALES TEAM

CONTACT US OR LOGIN ONLINE FOR TRADE PRICES

TOP QUALITY HINGES... **WITHOUT*** THE HEFTY PRICE TAG!



SOX
STAINLESS STEEL

The **SOX Atom** hinge is constructed from coated stainless steel for greater resistance to corrosion. A high-performance premium product that has been UKAS tested to Grade 13, 200,000 cycles. It's a three-knuckle hinge, which houses polymer bearings. The advantage of using polymer over the traditional ball bearings is any grease seepage should stop, unlike ball bearing hinges. Ball bearing hinges also have a steel ball bearing which can cause corrosion over time even on the highest grade stainless steel hinges.

- **Tested in a UKAS accredited Laboratory**
(Data available on request)
- **Radius or Square hinges available in all 7 finishes**
- **Up to 120kg Doors**
- **102x76x3mm**
- **Great for use with Accoya**

**Compared to some competitor's prices, these hinges are often 2-3 times cheaper, with the same corrosion resistance results.*



SQUARE END
ATOM-SQ

PACK OF 2

RADIUS END
ATOM-RE

PACK OF 3

USED ON OUR
PART Q
2022 TESTING
DETAILS ON PAGES 6-7



240hrs (Grade 4)
SALT SPRAY TESTED



GRADE 13
120KG



**POLYMER
BEARINGS**

Polished Brass Laquered Projection Hinge

- Solid Brass
- 11mm Knuckle
- 102 x 102 x 3mm
- Priced per pair



J9026-PB Polished Brass
J9026-PC Polished Chrome
J9026-SC Satin Chrome

Polished Brass Laquered Projection Hinge

- Solid Brass
- 12.5mm Knuckle
- 102 x 125 x 4.5mm
- Priced per pair



J9035-PB Polished Brass
J9035-PC Polished Chrome
J9035-SC Satin Chrome

Polished Brass Laquered Projection Hinge

- Solid Brass
- 12mm Knuckle
- 102 x 151 x 4mm
- Priced per pair



J9036-PB Polished Brass
J9036-PC Polished Chrome
J9036-SC Satin Chrome

Polished Brass Laquered Projection Hinge

- Solid Brass
- 13mm Knuckle
- 102 x 200 x 4.5mm
- Priced per pair




J9037-PB Polished Brass
J9037-PC Polished Chrome
J9037-SC Satin Chrome

Polished Stainless Steel Parliament Hinge

- Complete with screws
- Priced per pair

CODE	DESCRIPTION
14989	102x51x102mm Satin Stainless Steel Parliament Hinge (Grade 13)
14990	102x51x102mm Polished Stainless Steel Parliament Hinge (Grade 13)
14991	102x51x102mm Electro Brass Parliament Hinge (Grade 13)
14992	102x76x127mm Satin Stainless Steel Parliament Hinge
14993	102x76x127mm Polished Stainless Steel Parliament Hinge
14994	102x76x127mm Electro Brass Parliament Hinge
14995	102x102x152mm Satin Stainless Steel Parliament Hinge
14996	102x102x152mm Polished Stainless Steel Parliament Hinge
14997	102x102x152mm Electro Brass Parliament Hinge



SCAN FOR HINGE PRICES...

PLEASE **LOGIN TO YOUR ONLINE TRADE ACCOUNT** TO VIEW TRADE PRICES.

or visit: www.sdhardware.co.uk/general-hardware/hinges



SOX-10276SSS

SOX 316 Stainless Steel Hinge


This **SOX 316** hinge is an external grade solution product that has thrust bearings instead of ball bearings. Triple knuckle with phosphor bronze washers means there is no lubricant leakage and the 316 Grade Stainless Steel will not tea stain like other less graded hinges. It is an extremely high-quality hinge recommended for external door applications.

These **SOX** hinges and their many benefits as stated below prove to be a market-leading innovation that **SDH** has brought to the market.

316 Marine Grade Stainless Steel is perfect for use in marine environments such as yachting and boating, so using this product on your external joinery will extend the life and finish of your products.

- Class 13 for doors up to 120 KG
- Tested to 200,000 cycles
- Self Lubricating
- Maintenance Free
- Security Pinned Caps
- FD60 Timber
- BS EN 1935 Performance Tested
- Suitable for all external use
- Periodic cleaning and removal will keep the hinge in pristine condition
- Size: 102mm x 76mm x 3mm
- Thrust bearing
- Triple knuckle with phosphor bronze washers

SOX316
STAINLESS STEEL


THRUST BEARING
**LIFETIME MECHANICAL GUARANTEE****Class 14 Heavy Duty Hinges (160kg)**

- Tested to 200,000 cycles
- Self Lubricating
- Maintenance Free
- Security Pinned Caps
- BS EN 1935 Performance Tested
- Periodic cleaning and removal will keep the hinge in pristine condition
- Size: 127mm x 76mm x 3mm
- Thrust bearing
- Triple knuckle with phosphor bronze washers
- Complete with screws



Satin
Stainless Steel
14107



Polished
Stainless Steel
14108

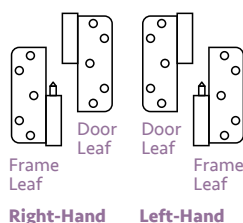


Electro-Brass
Stainless Steel
14109

SOX Stainless Steel Lift Off Hinge

Our **SOX Stainless Steel Lift Off Door Hinges** are engineered for durability and compliance with high industry standards.

- 100mm x 88mm
- 3mm gauge
- 14mm diameter knuckle
- Radius corners
- Satin stainless steel finish
- Suitable for doors up to 120kg
- Grade 201 stainless steel
- Hinges are sold as singles, not pairs
- Complete with fixings
- Grade 13

HANDING
SOX
STAINLESS STEEL
SOX-LOL/R-SSS

**THE ANSWER
TO PARTQ...
THE TIMBER
WINDOW
& DOOR
INDUSTRY
HAS BEEN
LOOKING FOR!**

THE
PARTQ
BLUEPRINT

FOR SINGLE DOORS

See pages 6-7 for more details



Load Pro Hinge



The Nico 3D Adjustable Door Hinge is part of the Nico range of heavy duty, maintenance-free door hinges developed for long-life performance under the most arduous conditions.

Available in a selection of corrosion resistant finishes including Polished Chrome, Brass and Supercoat 500 – achieving Grade 5 (exceptionally high resistance to corrosion) to BS1670:2007.



It can also be powder coated to any RAL colour on request.

The 3D Hinge is fully adjustable in three directions for precise positioning and fixing. For ease and speed of installation, the patented design allows the hinge to remain fixed to the door during the adjustment process.

Please note; These hinges are not fire rated.

INWARD OPENING ONLY

Black / White
NICLPBL/WH

Polished
Chrome
NICLPPC

Polished Gold
NICLPPG

Supercoat
NICLPSC

Miscellaneous Hinges

Stormproof Hinge

- Solid Brass
- 63mm
- Priced as pairs
- Corrosion resistant



14663

Yellow Passivated Stormproof Hinge

- Screws not supplied
- Boxed in 80's
- 2.5" (63mm)
- Price per pair



1951-YP

SILVER VERSION
1951/SILVER: £1.36

Stainless Steel Stormproof Hinge

- Priced per pair



1951-2.5-SS

Rebated Door Hinge

- 102mm
- Priced per pair
- 102x76x3mm
- Stainless Steel
- Complete with screws



14868

Hinge Bolts

- Added security on external doors
- Priced per pair
- SECHB Mild Steel
- SECHB/SSS Stainless Steel
- Ideal for Accoya



MILD STEEL

Mild Steel
SECHB

Stainless Steel
SECHB-SSS



STAINLESS STEEL

Budget Internal Mild Steel Ball Bearing Hinges

Mild Steel Frisco Eclipse hinges for internal doors.

This very competitive range of ball-bearing hinges are manufactured specifically for internal door sets.

- Available in Polished Chrome, Polished Brass, and Satin Chrome
- Sizes: 3" (Grade 7) & 4" (Grade 11)
- 3" FD30, 4" FD60
- 3" up to 40kg doors, 4" up to 80kg doors
- Complete with screws
- Priced per pair



Polished Brass

3"
14103

4"
14933

Polished Chrome

3"
14102

4"
14934

Satin Chrome

3"
14101

4"
14935



SCAN FOR HINGE PRICES...

PLEASE **LOGIN TO YOUR ONLINE TRADE ACCOUNT** TO VIEW TRADE PRICES.

or visit: www.sdhardware.co.uk/general-hardware/hinges



**THE ANSWER TO PARTQ...
THE TIMBER WINDOW & DOOR
INDUSTRY HAS BEEN LOOKING FOR!**

THE
PARTQ
BLUEPRINT



See pages 6-7 for more details



ERA

accoya

Euro Profile Long Throw Lock

Suitable for use with gates, sheds and garage doors, our new Euro Profile Long Throw Lock offers many advantages over the existing model.

- High security Euro Profile 6-pin barrel; allowing the flexibility to go to any approved key cutting company to duplicate keys
- High-corrosion resistance; Grade 316 Stainless Steel shoot bolt
- Elongated anti-rattle keep to prevent rattling during windy weather
- Unique bolt design with hardened core and chrome escutcheon plate
- Drill bits and stainless steel security screws included

50mm Throw
GLS50

70mm Throw
GLS70



Pull Handle for opposite Lock

- Epoxy Black Handle
- Finishing touch for euro lock



RLEH8BB

Ring Gate Latch

- Galvanised
- 150mm
- Also available in black



RGL6GB

Ring Gate Latch - Twisted

- Galvanised
- 150mm
- Also available in black



TRGL6GB

Brenton Padbolt

- Galvanised
- Other sizes available
- Also available in black
- 6 inch



150mm
BP6GB

2" Automatic Gate Latch

- Material: Carbon Steel
- Galvanised
- Heavy Duty



Galvanised
AGLHGB

Suffolk Thumb Latch

- Heavy Duty
- Galvanised or Black



Galvanised
523585

Black
523369

Garage Door Bolts

- Galvanised
- Other sizes available
- 450mm
- Also available in black



450mm
DDB18GP

WE HAVE SOURCED ANOTHER GATE HARDWARE MANUFACTURER THAT ARE VERY COMPETITIVE. PLEASE ENQUIRE WITH OUR SALES TEAM FOR PRICES.

Cranked Band and Hook on Plate Hinge

- Galvanised
- Priced per pair
- Also available in black



450mm
HBC450G

600mm
HBC600G

Strong Tee Hinge

- Galvanised or Black
- Other sizes available
- Available in black
- Priced per pair



Galvanised
450mm
STH18GB

Black
450mm
STH18BB

Pair of Heavy Duty Reversible Hinges

- Size: 1200mm
- Finish: Galvanised
- Material: Carbon Steel
- Corrosion rating: 4
- Fixings included
- Also available in black



HRH1200G

Double Strap Hinge Set with Hook on Plate

- Fixings included
- Finish: Galvanised
- Material: Carbon Steel
- Corrosion Rating: 4



300mm
DSFH300G

450mm
DSFH450G

600mm
DSFH600G

Adjustable Gate Hinge Set

- Hook to bolt features a 9mm drilled hole for R clips or linchpins (not included) to be fitted to prevent the gate from being lifted off Hooks to drive are barbed, preventing the gate from working loose
- Finish: Galvanised
- Material: Carbon Steel
- Corrosion rating: 4



300mm
AFH300G

450mm
AFH450G

600mm
AFH600G

Pair of Adjustable Band & Hook on Plates

- Finish: Galvanised
- Hinge Type: Adjustable
- Material: Carbon Steel
- Corrosion rating: 4
- Also available in black



350mm
ABH350G

450mm
ABH450G

600mm
ABH600G

Curved Rail Hinge Set

- Size: 300mm
- Left or Right-Hand available
- Finish: Galvanised
- Material: Carbon Steel
- Hinge Type: Curved
- Corrosion rating: 4



CRHRG

Metolux Wood Filler & Hardener

This two-part premium quality wood filler is styrene free for professionals. Supplied with one tube of hardener (additional tubes can be purchased separately).

BEST SELLER

- Paint-able & stain-able
- Non-slump for corner work
- Accepts all finishes including all known paint systems and varnishes
- Pine, Mahogany, White, Light Oak, Teak & Redwood
- 770ml

Metolux
MET2P



Hardner
METHAR

Internal & External D4 Premium Wood Glue

A solvent free wood adhesive based upon the latest hybrid resin technology. Can be used internally or externally giving a high strength, 100% waterproof, impact and temperature resistant bond. Ideal for woodworking, joinery and timber construction.

- Fast cure, initial set in just 10 minutes
- Conforms to WATT 91
- Size: 1 Litre



247471

Isopropyl Glass Cleaner

- Easy to use 100ml tubs
- Excellent cleaning properties
- 99% strength
- 1L Bottle shown

WHY USE?

- Clean glass to original substrate
- Allows for better adhesion of glazing tapes



BEST SELLER

IPA1

Metolux 1 Part Filler

- 250ml
- Pine, Light Oak, Dark Oak, White & Mahogany



MET1P

Metolux Spreader

- 85x42x2mm



METSPREAD

Painters Mate Flexible Filler

- High performance acrylic
- Contains fungicide to prevent mould growth
- Available in white
- 310ml



GEO-PM

Box Quantity: 20

Fine Surface Filler

- Sets in 30 minutes
- Fills up to 3mm per layer
- Easy to over-paint
- Low odour
- Water based
- Flexible when drying
- For interior use
- 600g



357001

Contractors Decorators Caulk

- One part, easy to apply flexible filler
- Ideal for sealing gaps and cracks prior to decorating
- For internal and external use
- Available in white
- Bigger 380ml size



GEO-DC

Box Quantity: 20

Trade Mate Glazing Putty

- Resistant to direct sunlight
- Solvent Free Acrylic
- Paint-able in 4 hours
- Resistant to rain after 6 hours
- 310ml



DOW-GP

Box Quantity: 12

L110010

Cascapol Non-Foaming Waterproof Joinery Wood Glue

Cascapol sets the defining standard of green adhesives. Engineered for external joinery, furniture, doors, windows, and marine applications, its features include waterproof rating to D4 specification, a fast 10-minute bond time, and exceptional bond strength with modified timbers such as Accoya. Completely solvent-free and odourless it delivers a strong, chemical resistant bond without the use of harmful compounds, making it safer and easier to use than polyurethane adhesives.

PROPERTIES

- Formulated to bond modified timbers (Accoya)
- Solvent & Water Free
- 100% Adhesive
- Easy cleaning
- D4 Waterproof
- Non-Foaming
- Chemical Resistant
- Bonds in 10mins
- Odourless



NEW

750g

6 PER BOX

K102055

Cascamite Powdered Resin Wood Glue

Cascamite Powdered Resin Wood Glue, only requires mixing with water to make it ready for use. Used for many woodworking applications including veneering, laminating and assembly.

PROPERTIES

- Meets requirements of EN12765 Class C3
- Good water resistance
- Quick curing
- Very strong bond
- Can be mixed in small batches



NEW

3kg

S170101CAS

Cascawipe Extra Large Cleaning Wipes

Cascawipes are extra-large cleaning wipes which can be used for hands, tools and timber surfaces. Cascawipes are specially developed for quick and professional removal of Cascapol (Non- Foaming Glue), Cascarez (Liquid Resin Glue), Cascamite (Powdered Resin), Cascaphen (2Pt Liquid Resin Glue), Cascapur (Fast Cure PU Glue) and Cascamate (Mitre Bond) from hands, tools and various surfaces. Cascawipes are a safe alternative to White Spirit and are more effective than soap and water. Cascawipes contain selected solvents as well as skin conditioning agents.

PROPERTIES

- Use on hands, tools & surfaces
- Removes many chemicals
- Safe alternative to White Spirit
- Contains skin conditioning agents
- More effective than soap and water
- Easy to use



NEW

80 Wipes

THE WORKS PRO Sealant & Adhesive

THE WORKS PRO is the gold standard snagging solution.

- Bonds and seals virtually any material
- No shrinkage or staining
- Paint-able and resists mould growth
- Apply in wet and dry conditions
- Available in black or white
- 290ml



DOW-TWP

THE WORKS PRO X High Grab Adhesive

Instant grab and bond, any surface wet or dry, inside or out.

- Bonds and seals virtually any material
- No shrinkage or staining
- Paint-able and resists mould growth
- Apply in wet and dry conditions
- Available in White
- 290ml



DOW-X-WH

Abrasive Rolls

- Very high-quality
- Grits: 40, 60, 80, 100, 120, 150, 180, 240
- Price per roll



AR115X50

40 & 60 Grit

Abrasive Belts

- Very high-quality
- 60-240 grits
- Price per pack of 10



AB100X610

Special Size Belts

Please contact us for prices on special size belts, stating length, width and grit. Sold in packs of 10.



POA

Air Wedge

- Self-inflatable with hand pump
- Simple and easy to use
- Reduces risk of scratches or damage to frames
- One air wedge can lift up to 150kg



744101

KTX Stainless Steel Screws

Sizes available:

M3.5 x 16mm, M3.5 x 20mm, M4.0 x 25mm, M4.0 x 30mm, M4.0 x 40mm, M4.0 x 50mm, M5.0 x 40mm, M5.0 x 50mm, M5.0 x 60mm, M5.0 x 70mm & M5.0 x 100mm



NEW

RECOMMENDED FOR USE WITH



Stainless Steel Friction Hinge Screws

- Specifically designed for friction hinges
- Austenitic
- Sold and priced per 1000
- 4.3mm x 25mm



FHS4325

SSS4.8X38

Stainless Steel PH2 Countersunk Head Window Espag Screws

- 4.8 x 38mm
- Large gauge, small head
- 1000 per pack



NEW



6 in 1 Premium Multi Tool

The 6 in 1 painter's tool is the ultimate sidekick for any professional.

1. Scraper
2. Putty/filler remover
3. Roller cleaner
4. Putty/filler applicator
5. Opening cracks
6. Nail set hammerhead end



PUR01

10 in 1 Premium Folding Tool

All the tools you need to paint, in one tool. Nail-set hammerhead end. Full length rust-resistant, stainless steel blade. Featuring a folding blade and pocket clip, to secure safely and securely in your pocket.



PUR02

10 in 1 Premium Tool

This Multi-Tool includes numerous features to set nails, scrape, open cans, spread compound, open/clean cracks, and clean rollers. Includes nail puller, and combination flat/Phillips-head screwdriver key.



PUR03

Folding Utility Knife & Blades

Compact and lightweight fold-able utility knife with a pack of 10 blades.

- Quick and easy blade release
- Integral belt clip



253017

Utility Knife Blades

Compatible with all standard utility knives. Manufactured using SK2 steel to give a longer life and a sharper cut.

- 3 times more cuts
- Super sharp
- Durable



CODE	PACK SIZE
UBDISP	x 10
UBHANG	x 50
UBHANG100	x 100

Contractors Paint Brush 1 & 2"

- Mixed synthetic and natural bristles
- High paint loading
- Good coverage
- Smooth paint release and fine finish
- Stainless steel ferrule
- For use with all paints and varnishes



CODE	SIZE
720074	1"
720333	2"

Economy General Purpose Brush

An economic brush for applying adhesives, sealing agents and a variety of other liquids. Featuring an ergonomic wooden handle with stainless steel ferrule.

- 100% Pure lily bristles
- Good all around compatibility
- Contoured wooden handle
- For use with stains, adhesives, resins and other wood care products and treatments

CODE	SIZE
720384	1"
720409	2"
720671	3"
720385	4"



Purdy Monarch Elite Paint Brush Set - 3 Piece

- 1 x 1 inch Brush
- 1 x 1.5 inch Brush
- 1 x 2 inch Brush



MEB-MON1

SCAN FOR CONSUMABLES PRICES...



PLEASE **LOGIN TO YOUR ONLINE TRADE ACCOUNT** TO VIEW PRICES.

or visit: www.sdhardware.co.uk and enter the product code in the search bar. Please make sure you are logged in first to view trade prices.

Purdy Monarch Elite Brushes

- The Purdy Monarch Elite is the ideal brush for applying emulsion paints



CODE	SIZE
MEB-1	1"
MEB-1.5	1.5"
MEB-2	2"

