

Smart Living



LUONTO

Founded in Finland, Since 1964

Contents

Our Quality Standard _____ 4

Raw Materials _____ 5

Belton _____ 6

Cove _____ 7

Dolphin _____ 8

Elfin _____ 9

Elliot _____ 10

Ethos _____ 11

Fantasy _____ 12

Halti _____ 13

Kai _____ 14

Martta _____ 15

Monika _____ 16

Nico _____ 17

Otto _____ 18

Polar _____ 19

Sustainability

“it’s done simply because it’s who we are and where we come from”

6 ton

Weekly Pellet Weight

1600s

Forest Regulation Start

80

Years Before Harvests

70%

Timber Exported




Quality and Longevity

Luonto Furniture crafts high-quality furniture designed to last more than 10 years. The focus is on repair-ability in both materials and assembly methodology, significantly reducing product waste.



Zero Wood Waste

The company practices zero wood waste. Wood dust collected at the sawmill is pressed into pellets, which are used to heat production lines during Finland’s harsh winters.




High-Quality Raw Materials

Luonto Furniture sources only the highest quality raw materials. These materials have world-renowned certifications for wood, foam, fiber fill, and upholstery.



Recycled Materials

The fibers used in cushions are made with recycled PET water bottles. The R-PES upholstery collection contains 100% polyester from recycled bottles.



Sustainable Manufacturing Practices

Sustainability is built into the manufacturing practices. This includes re-purposing wood dust and partnering with local artisans to use scraps, rather than considering them waste.

Our Quality Standard

Quality is the cornerstone of the business, permeating all processes from design to delivery, with rigorous testing at each stage. A culture of excellence is fostered through performance-based incentives, promoting high-quality production and occupational wellbeing, all while upholding the vision of offering high-quality furniture at fair prices.

Maintaining Our Quality



Product Design

Furniture is designed for intended uses



Materials

Selection is based on longevity needs



Production

CNC means precision every time.



Inspection

Quality checks occur at every step



Warranty

Trusted and guaranteed for at least 10 years

Certifications and Labels



On Solid Wood

Promotes sustainable forest management.



On Plywood

Upholds biodiversity and improves local economies.



All Cushion Foam

Voluntary testing for environmental, health, and safety standards.



Oeko-Tex

A standard for consumer safety in decision-making.
In filling materials and some upholstery.



REACH

An E.U. regulation for protection against harmful chemicals.
In filling materials and some upholstery.



Performance

Advanced technology for stain protection, cleanable with water.



All AquaClean

AquaClean technology that protects against viruses and bacteria.



All AquaClean

Performance without harmful PFCs, ensuring safety.



R-PES

Promotes environment free from harmful chemicals.


**Learn
More
Online**

[www.luonto.com/
certifications](http://www.luonto.com/certifications)

Raw Materials

Birch Plywood

Interior-grade Birch Plywood is strong, rigid, and resistant to warping, splitting, and moisture. Its durability, stability, and resistance to environmental changes make it an ideal choice for long-lasting, high-quality furniture.



Nordic Spruce Solid Wood

Grown in northern Europe, Nordic Spruce combines strength, flexibility, and sustainable management, making it ideal for durable, environmentally-friendly furniture frames.



No Sag Seat Suspension

Known as sinuous springs, are often used in due to their durability and comfort. The “no-sag” name comes from their ability to maintain their spring and bounce. We use a minimum of 4 per seat, spaced 4.25 inches on center for uniform comfort.



Foam, Fiber and Filling

All comfort can be credited to Cold Cured High Resilient foam, its the premier choice due to its superior durability, resilience, and pressure distribution. Every cushion is chamber-filled, by weight for consistent comfort.



Packaging and Shipping

Prioritizing both sustainability and product safety, recycled poly sheets and re-purposed foam scraps for padding are used in packaging. Each item is hand-wrapped with double bubble wrap and uncoated carton bottoms establish a safe, eco-friendly delivery.



Belton

Level Function

This single motion sleeper function features assisted opening and soft close operation



Shown above as BELT-DLV-GEMM/01-105/6-WA

Stock Options

King Sofa

Ref # 2.5-2.6



Gemma 01



Gemma 86

\$1,511

Queen Loveseat

Ref # 2.1-2.2



Gemma 01



Gemma 86

\$1,337

King Sofa (Power)

Ref # 2.7-2.8



Gemma 01



Gemma 86

\$2,068

Queen Loveseat (Power)

Ref # 2.3-2.4



Gemma 01



Gemma 86

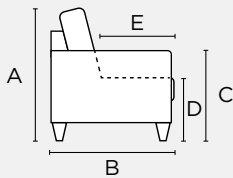
\$1,859

Leg Choices



105/6 Walnut

SKUs & Dimensions



General Measures*

A 35 B 40.5 C 24.75

D 17.75 E 21.75

Mattress Thickness 5

Open From Wall 89.75

*All measures are in Inches



**BELT-DLV
King Sofa**

Width 89.25
Bed Size 76x80



**BELT-DLV-PWR
King Sofa**

Width 89.25
Bed Size 76x80



**BELT-CLV
Queen Loveseat**

Width 73.25
Bed Size 60x80



**BELT-CLV-PWR
Queen Loveseat**

Width 73.25
Bed Size 60x80



Hybrid Deluxe Function

This single motion sleeper function features deep seat comfort and auto-folding back to make the bed.

Cove



Shown above as COVE-DHD-OASI/01-124/4-WA

Stock Options

King Sofa

Ref # 5.2



Oasis 01

\$1,545

Queen Loveseat

Ref # 5.1



Oasis 01

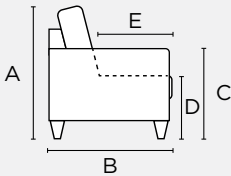
\$1,371

Leg Choices



124/4 Walnut

SKUs & Dimensions



General Measures*

A 33.75 B 40.25 C 24.75

D 17.75 E 22.5

Mattress Thickness 5

Open From Wall 86.5

*All measures are in Inches



COVE-DHD
King Sofa

Width 94.5
Bed Size 76x80



COVE-CHD
Queen Loveseat

Width 77.5
Bed Size 60x80



Dolphin



Easy Deluxe Function

This dual motion sleeper function features arm-to-arm bed orientation, under-seat storage, perfect in narrow spaces



Shown above as DOLP-CED+FOU-GLAM/13-133/12-BK

Stock Options

Full XL Loveseat Chaise

Ref # 7.1
(Reversible Chaise) *See Note



Glamour 13

\$1,407

Full XL Sofa

Ref # 7.2



Glamour 13

\$1,169

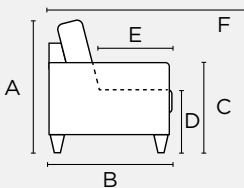
Leg Choices



133/12 Black
Wood

*Note: Mattress/Sheets are not compatible

SKUs & Dimensions



General Measures*

A 34.75 B 40.25 C 25.25

D 17.75 E 22.75 F 61

Mattress Thickness 5
Open From Wall 58.25

*All measures are in Inches



DOLP-CED+FOU
Full XL Sectional

Width 98.5
Bed Size 55x90



DOLP-DED
Full XL Sofa

Width 90.5
Bed Size 55x80



Nest Function

This dual motion sleeper function features a two section bed, allowing you to sit, sleep, or both at once.

Elfin



Shown above as ELFI-DNT-RNE/01-234/9-CR

Stock Options

King Sofa

Ref # 9.15-9.17



Rene 01



Luna 35

\$1,268

Queen Loveseat

Ref # 9.11-9.13



Rene 01



Luna 35

\$1,163

Cot Chair

Ref # 9.2-9.3



Rene 01



Luna 35

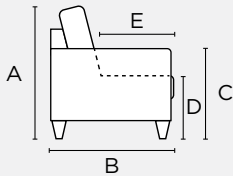
\$816

Leg Choices



234/9 Chrome

SKUs & Dimensions



General Measures*

A 32.75 B 39.75 C 25.25

D 17.75 E 21.75

Mattress Thickness 5

Open From Wall 84.75

*All measures are in Inches



ELFI-DNT
King Sofa
Width 80
Bed Size 76x80



ELFI-CNT
Queen Loveseat
Width 63.75
Bed Size 60x80



ELFI-ANT
Cot Chair
Width 33.75
Bed Size 30x80



Elliot

Hybrid Deluxe Function

This single motion sleeper function features deep seat comfort and auto-folding back to make the bed.



Shown above as ELLI-CHD+FOU-LEA/40-402/6-SMB

Stock Options

King Sofa

Ref # 10.2



Lea 40

\$1,839

Queen Loveseat

Ref # 10.1



Lea 40

\$1,729

Chaise

Ref # 10.3



Lea 40

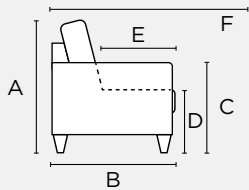
\$749

Leg Choices



402/6 Smoked Birch

SKUs & Dimensions



General Measures*

A 34.25 B 44 C 24.5

D 17.75 E 24.5 F 65

Mattress Thickness 5

Open From Wall 91

*All measures are in Inches



ELLI-DHD+FOU
King Sofa Chaise

Width 123.5
Bed Size 76x80



ELLI-CHD+FOU
Queen Loveseat Chaise

Width 109
Bed Size 60x80



ELLI-DHD
King Sofa

Width 93.5
Bed Size 76x80



ELLI-CHD
Queen Loveseat

Width 77.5
Bed Size 60x80



Nest Function

This dual motion sleeper function features a two section bed, allowing you to sit, sleep, or both at once.



Shown above as ETHO-CNT-OLIV/515-234/9-CR

Stock Options

Queen Loveseat

Ref # 12.10



Oliver 515

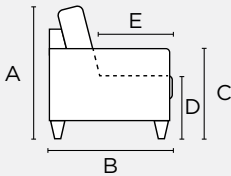
\$1,163

Leg Choices



234/9 Chrome

SKUs & Dimensions



ETHO-CNT
Queen Loveseat

Width 66.25
Bed Size 60x80

General Measures*

A 34.75 B 39.75 C 24

D 17.25 E 20

Mattress Thickness 5
Open From Wall 84.75



*All measures are in Inches

Ethos

Fantasy

Level Function

This single motion sleeper function features assisted opening and soft close operation



Shown above as FANT-DLV-RENE/04-217/6-CR

Stock Options

King Sofa

Ref # 13.17-13.19



Rene 01



Rene 04

\$1,476

Queen Loveseat

Ref # 13.13-13.15



Rene 01



Rene 04

\$1,302

Full XL Loveseat

Ref # 13.6-13.8



Rene 01



Rene 04

\$1,129

Cot Chair

Ref # 13.2-13.4



Rene 01



Rene 04

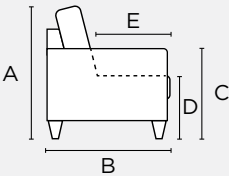
\$885

Leg Choices



217/6 Chrome

SKUs & Dimensions



General Measures*

A 35 B 39.25 C 26.5

D 17.75 E 22.5

Mattress Thickness 5
Open From Wall 89.75

*All measures are in Inches



FANT-DLV
King Sofa

Width 86.5
Bed Size 76x80



FANT-CLV
Queen Loveseat

Width 70.5
Bed Size 60x80



FANT-BLV
Full XL Loveseat

Width 64.25
Bed Size 55x80



FANT-ALV
Cot Chair

Width 40.25
Bed Size 30x80



Move Function

This multi-functional sleeper function features a seat depth adjustment and arm-to-arm narrow bed orientation.

Halti



Stock Options

Full XL Loveseat Chaise

Ref # 14.1



Atlantic 02

\$1,894

Full XL Chaise Loveseat

Ref # 14.2



Atlantic 02

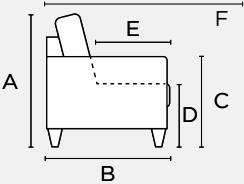
\$1,894

Leg Choices



402/6 Walnut

SKUs & Dimensions



General Measures*

A 32.75 B 38.75 C 27.5

D 17.25 E 23.5 F 69.75

Mattress Thickness 5
Open From Wall 69.75

*All measures are in Inches



HALT-BMV+FO
Full XL Sectional

Width 104.75
Bed Size 55x80



HALT-FO+BMV
Full XL Sectional

Width 104.75
Bed Size 55x80



Kai

Slide Function

This power sofa sleeper easily converts into a Full size bed, and is adjustable to a variety of seat depths before opening to its bed.



Shown above as KAI-DSD-OASI/15-504/6-WA

Stock Options

Full Sofa

Ref # 20.1



Oasis 15

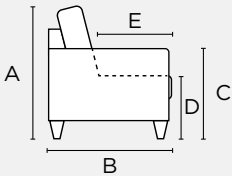
\$1,546

Leg Choices



504/6 Walnut

SKUs & Dimensions



General Measures*

A 33.5 B 41.25 C 22.75

D 18 E 22.5

Mattress Thickness 5

Open From Wall 72

*All measures are in Inches



KAI- DSD
Full Sofa

Width 88.25

Bed Size 53x75



Flip Function

This single motion sleeper function features arm-to-arm bed orientation great for narrow spaces

Martta



Shown above as MART-BFP-ATLA/07-104/9-WA

Stock Options

Full XL Loveseat Chaise

Ref # 21.1
(Reversible Chaise)



Atlantic 07

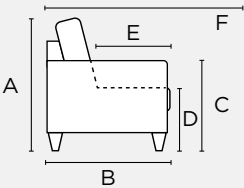
\$1,372

Leg Choices



127/9 Walnut

SKUs & Dimensions



General Measures*

A 36.25 B 39.25 C 24.75

D 18 E 22.75 F 67

Mattress Thickness 5
Open From Wall 58.25

*All measures are in Inches



MART-BFP+FOU
Full XL Sectional

Width 87
Bed Size 55x80



Monika

Nest Function

This dual motion sleeper function features a two section bed, allowing you to sit, sleep, or both at once.



Shown above as MONI-DNT-OLIV/173-104/9-WA

Stock Options

King Sofa

Ref # 22.22-22-24



Oliver 173



Oliver 515

\$1,268

Queen Loveseat

Ref # 22.16-22.18



Oliver 173



Oliver 515

\$1,163

Full XL Loveseat

Ref # 22.10-22.12



Oliver 173



Oliver 515

\$1,024

Cot Chair

Ref # 22.4-22.6



Oliver 173



Oliver 515

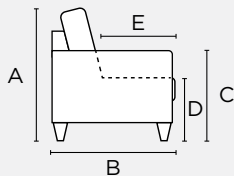
\$816

Leg Choices



234/9 Chrome

SKUs & Dimensions



General Measures*

A 32.75 B 39.75 C 24.75

D 17.75 E 20.75

Mattress Thickness 5
Open From Wall 84.75

*All measures are in Inches



MONI-DNT
King Sofa

Width 86.5
Bed Size 76x80



MONI-CNT
Queen Loveseat

Width 70
Bed Size 60x80



MONI-BNT
Full XL Loveseat

Width 65
Bed Size 55x80



MONI-ANT
Cot Chair

Width 39.75
Bed Size 30x80



Nest Function

This dual motion sleeper function features a two section bed, allowing you to sit, sleep, or both at once.

Nico



Shown above as NICO-CNT-CLOU/09-104/9-CR

Stock Options

King Sofa

Ref # 23.12-23.13



Cloud 09



Rene 04

\$1,268

Queen Loveseat

Ref # 23.7-23.8



Cloud 09



Rene 04

\$1,163

Cot Chair

Ref # 23.1-23.2



Cloud 09



Rene 04

\$816

Leg Choices

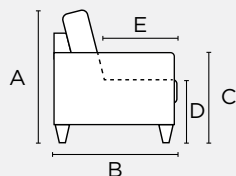


104/9 Smoked
*Only Cloud 09



104/9 Walnut

SKUs & Dimensions



General Measures*

A 32.75 B 39.75 C 21.75

D 17.25 E 20.75

Mattress Thickness 5
Open From Wall 84.75

*All measures are in Inches



**NICO-DNT
King Sofa**

Width 85.5
Bed Size 76x80



**NICO-CNT
Queen Loveseat**

Width 69.75
Bed Size 60x80



**NICO-ANT
Cot Chair**

Width 39.25
Bed Size 30x80



This dual motion sleeper function features a drawer mechanism, just pull out and place the cushion on top.



Shown above as OTTO-QDW-LEA/40-SMB

Stock Options

Cot Ottoman

Ref # 24.1-24.5



Rene 01



Lea 40



Oliver 173



Oasis 01



Rene 04

\$617

Table Finishes



Smoked Birch

+ ADD-ON

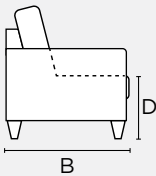


Mattress Protector
Ref # 34.5



Bedding Sheet Set
Ref # 34.9

SKUs & Dimensions



General Measures*

B 39.75 D 18.5

Mattress Thickness 5
Open From Wall 80

*All measures are in Inches



OTTO-QDW
Cot Ottoman

Width 39.75
Bed Size 30x80



Level Function

This single motion sleeper function features assisted opening and soft close operation

Polar



Shown above as POLA-CLV-OASI/01-110/6-WA

Stock Options

King Sofa

Ref # 27.4



Oasis 01

\$1,476

Queen Loveseat

Ref # 27.3



Oasis 01

\$1,302

Full XL Loveseat

Ref # 27.2



Oasis 01

\$1,129

Cot Chair

Ref # 27.1



Oasis 01

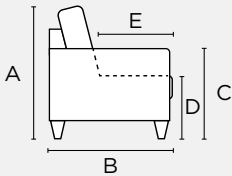
\$885

Leg Choices



110/6 Walnut

SKUs & Dimensions



General Measures*

A 35.5 B 39.75 C 25.5

D 18 E 23.25

Mattress Thickness 5
Open From Wall 89.75

*All measures are in Inches



POLA-DLV
King Sofa
Width 83.25
Bed Size 76x80



POLA-CLV
Queen Loveseat
Width 67.25
Bed Size 60x80



POLA-BLV
Full XL Loveseat
Width 62.25
Bed Size 55x80



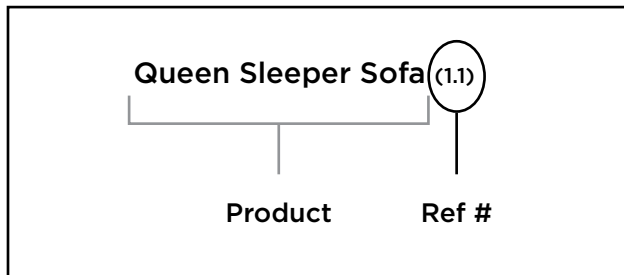
POLA-ALV
Cot Chair
Width 37.25
Bed Size 30x80



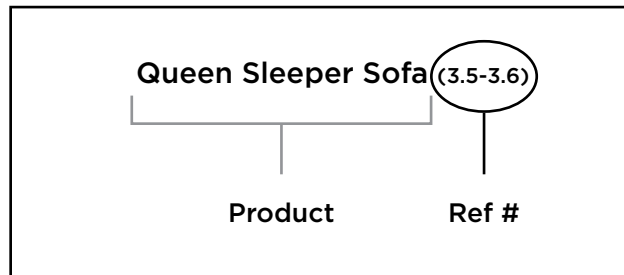
Instructions

Referencing Stock Program SKUs

Every product is associated with a Ref # in this catalog, see below to identify the number. Then use the Ref # column on the next few pages to identify its corresponding SKU with its price.



OR



Using the Stock Catalog as the parent resource, this booklet serves as your price list tool. With the catalog locate a frame, then use the ref # to identify the item. The first number references the collection/frame style, while the secondary number will identify the specific variant (including size, upholstery, leg style, leg color), pricing is available in the last column, and is specific to its row.

This price list contains every stock SKU variant in our Stock Program.

If there is any change to our program this pricing list will be re-published. The document version number (e.g “v1”) is available on the back cover, in the lower right corner.

Need a Catalog?

Every product is associated with a Ref # in our Stock Catalog, please reference our Stock Catalog for product images and details. find the current stock catalog at <https://www.luonto.com/stockcatalog>

Discover our Made to Order Collection

Contrary to our Stock Program, the Made to Order Collection features lots of customization options, from modules, to upholstery and leg style selection, to finishes and orientation. With MTO you are in-charge of the design, and can manifest your ultimate design vision.

Our MTO Collection catalog is available at our website, <https://www.luonto.com/catalog>

Ref #	Collection	Name	SKU	Upholstery	Leg	Leg Color	DAP Montreal	EST. Freight
2.1	Belton	BELT-CLV-GEMM/01-105/6-WA	Queen Manual	Gemma 01	105/6	Walnut	\$1,337	\$134
2.2	Belton	BELT-CLV-GEMM/86-105/6-WA	Queen Manual	Gemma 86	105/6	Walnut	\$1,337	\$134
2.3	Belton	BELT-CLV-PWR-GEMM/01-105/6-WA	Queen Power	Gemma 01	105/6	Walnut	\$1,859	\$186
2.4	Belton	BELT-CLV-PWR-GEMM/86-105/6-WA	Queen Power	Gemma 86	105/6	Walnut	\$1,859	\$186
2.5	Belton	BELT-DLV-GEMM/01-105/6-WA	King Manual	Gemma 01	105/6	Walnut	\$1,511	\$151
2.6	Belton	BELT-DLV-GEMM/86-105/6-WA	King Manual	Gemma 86	105/6	Walnut	\$1,511	\$151
2.7	Belton	BELT-DLV-PWR-GEMM/01-105/6-WA	King Power	Gemma 01	105/6	Walnut	\$2,068	\$207
2.8	Belton	BELT-DLV-PWR-GEMM/86-105/6-WA	King Power	Gemma 86	105/6	Walnut	\$2,068	\$207
5.1	Cove	COVE-CHD-OASI/01-124/4-WA	Queen	Oasis 01	124/4	Walnut	\$1,371	\$137
5.2	Cove	COVE-DHD-OASI/01-124/4-WA	King	Oasis 01	124/4	Walnut	\$1,545	\$155
7.1	Dolphin	DOLP-CED+FOU-GLAM/13-133/12-BK	Full XL	Glamour 13	133/12	Black	\$1,407	\$141
7.2	Dolphin	DOLP-DED-GLAM/13-133/12-BK	Full XL	Glamour 13	133/12	Black	\$1,169	\$117
9.2	Elfin	ELFI-ANT-LUX-LUNA/35-234/9-CR	Cot	Luna 35	234/9	Chrome	\$816	\$100
9.3	Elfin	ELFI-ANT-LUX-RENE/01-234/9-CR	Cot	Rene 01	234/9	Chrome	\$816	\$100
9.11	Elfin	ELFI-CNT-LUX-LUNA/35-234/9-CR	Queen	Luna 35	234/9	Chrome	\$1,163	\$116
9.13	Elfin	ELFI-CNT-LUX-RENE/01-234/9-CR	Queen	Rene 01	234/9	Chrome	\$1,163	\$116
9.15	Elfin	ELFI-DNT-LUX-LUNA/35-234/9-CR	King	Luna 35	234/9	Chrome	\$1,268	\$127
9.17	Elfin	ELFI-DNT-LUX-RENE/01-234/9-CR	King	Rene 01	234/9	Chrome	\$1,268	\$127
10.1	Elliot	ELLI-CHD-LEA/40-402/6-SMB	Queen	Lea 40	402/6	Smoked	\$1,729	\$173
10.2	Elliot	ELLI-DHD-LEA/40-402/6-SMB	King	Lea 40	402/6	Smoked	\$1,839	\$184
10.3	Elliot	ELLI-FOU-LEA/40-402/6-SMB	Reversible Chaise	Lea 40	402/6	Smoked	\$749	\$100
12.10	Ethos	ETHO-CNT-OLIV/515-234/9-CR	Queen	Oliver 515	234/9	Chrome	\$1,163	\$116
13.2	Fantasy	FANT-ALV-RENE/01-217/6-CR	Cot	Rene 01	217/6	Chrome	\$885	\$100
13.4	Fantasy	FANT-ALV-RENE/04-217/6-CR	Cot	Rene 04	217/6	Chrome	\$885	\$100
13.6	Fantasy	FANT-BLV-RENE/01-217/6-CR	Full XL	Rene 01	217/6	Chrome	\$1,129	\$113
13.8	Fantasy	FANT-BLV-RENE/04-217/6-CR	Full XL	Rene 04	217/6	Chrome	\$1,129	\$113
13.13	Fantasy	FANT-CLV-RENE/01-217/6-CR	Queen	Rene 01	217/6	Chrome	\$1,302	\$130
13.15	Fantasy	FANT-CLV-RENE/04-217/6-CR	Queen	Rene 04	217/6	Chrome	\$1,302	\$130
13.17	Fantasy	FANT-DLV-RENE/01-217/6-CR	King	Rene 01	217/6	Chrome	\$1,476	\$148
13.19	Fantasy	FANT-DLV-RENE/04-217/6-CR	King	Rene 04	217/6	Chrome	\$1,476	\$148
14.1	Halti RHF Chaise	HALT-BMV+FO-ATLA/02-402/6-WA	Full XL	Atlantic 02	402/6	Walnut	\$1,894	\$189
14.2	Halti LHF Chaise	HALT-FO+BMV-ATLA/02-402/6-WA	Full XL	Atlantic 02	402/6	Walnut	\$1,894	\$189
20.1	Kai	KAI-DSD-OASI/15-504/6-WA	Full XL	Oasis 15	504/6	Walnut	\$1,546	\$155
21.1	Martta	MART-BFP+FOU-ATLA/07-127/9-WA	Full XL	Atlantic 07	127/9	Walnut	\$1,372	\$137
22.4	Monika	MONI-ANT-LUX-OLIVER/173-234/9-CR	Cot	Oliver 173	234/9	Chrome	\$816	\$100
22.6	Monika	MONI-ANT-LUX-OLIVER/515-234/9-CR	Cot	Oliver 515	234/9	Chrome	\$816	\$100
22.10	Monika	MONI-BNT-LUX-OLIVER/173-234/9-CR	Full XL	Oliver 173	234/9	Chrome	\$1,024	\$102
22.12	Monika	MONI-BNT-LUX-OLIVER/515-234/9-CR	Full XL	Oliver 515	234/9	Chrome	\$1,024	\$102
22.16	Monika	MONI-CNT-LUX-OLIVER/173-234/9-CR	Queen	Oliver 173	234/9	Chrome	\$1,163	\$116
22.18	Monika	MONI-CNT-LUX-OLIVER/515-234/9-CR	Queen	Oliver 515	234/9	Chrome	\$1,163	\$116
22.22	Monika	MONI-DNT-LUX-OLIVER/173-234/9-CR	King	Oliver 173	234/9	Chrome	\$1,268	\$127
22.24	Monika	MONI-DNT-LUX-OLIVER/515-234/9-CR	King	Oliver 515	234/9	Chrome	\$1,268	\$127
23.1	Nico	NICO-ANT-LUX-CLOU/09-104/9-SM	Cot	Cloud 09	104/9	Smoked	\$816	\$100
23.2	Nico	NICO-ANT-LUX-RENE/04-104/9-WA	Cot	Rene 04	104/9	Walnut	\$816	\$100
23.7	Nico	NICO-CNT-LUX-CLOU/09-104/9-SM	Queen	Cloud 09	104/9	Smoked	\$1,163	\$116
23.8	Nico	NICO-CNT-LUX-RENE/04-104/9-WA	Queen	Rene 04	104/9	Walnut	\$1,163	\$116
23.12	Nico	NICO-DNT-LUX-CLOU/09-104/9-SM	King	Cloud 09	104/9	Smoked	\$1,268	\$127
23.13	Nico	NICO-DNT-LUX-RENE/04-104/9-WA	King	Rene 04	104/9	Walnut	\$1,268	\$127
24.1	Otto	OTTO-QDW-LEA/40	Cot	Lea 40	--	--	\$617	\$100
24.2	Otto	OTTO-QDW-OASI/01	Cot	Oasis 01	--	--	\$617	\$100
24.3	Otto	OTTO-QDW-OLIV/173	Cot	Oliver 173	--	--	\$617	\$100

LUONTO

WARRANTY

Register Your Purchase at www.luonto.com/warranty

The exclusive Luonto Furniture Inc. warranty becomes effective upon the delivery date of furniture and is non-transferable. Luonto Furniture Inc. will repair or replace at our discretion any piece of furniture that is defective in material or workmanship under the terms and conditions outlined here. If Luonto Furniture Inc. determines that a repair is impractical, you will be furnished a substitute of the same or similar color, design, and quality.

THE REPAIR OR REPLACEMENT OF DEFECTIVE GOODS CONSTITUTES LUONTO FURNITURE INC. ENTIRE OBLIGATION. THERE ARE NO OTHER WARRANTIES, EXPRESSED OR IMPLIED, INCLUDING ANY WARRANTY OR MERCHANTABILITY OR FITNESS FOR A PARTICULAR PURPOSE.

Please register your purchase at www.luonto.com/warranty

How to proceed if you observe a defect:

First and foremost, should you notice a manufacturing defect, **it is important that you promptly notify the Authorized Retailer where your purchase was made.** To exercise your rights under this warrant, Authorized Retailers must submit the original sales receipt and delivery ticket when making a claim. Authorized Retailers initiate all claims on behalf of the customer. If it is impossible to notify your local retailer, please submit your claim to Luonto Furniture Customer Service.

For your convenience, we have a Toll Free number: (888) 255 2951 or email our Customer Service department: customerservice@luontofurniture.com

CATEGORY	Period	Details of Coverage
Frames & Springs	10 Years	¹ Warranted against loss of resilience under normal conditions. All cushions and pillows will naturally soften with normal use. This is not a material or manufacturing defect. Warranty does not cover any normal softening of cushion core, flattening of a fiber top or loss of loft.
Mechanisms	2 Years	
Cushion Cores, Pillow Inserts, Back Cushions, Back Pillows and Padding	2 Years ¹	
Sleeper Mechanisms	2 Years	² Warranted against seam slippage, fraying, and dye transfer. Except where intrinsic to natural characteristics of fabric (i.e., velvets, silks), warranted against nap loss and marking. All COM (customer's Own Material) and merchandise subject to after-market protective treatments are excluded from warranty.
Sleeper Mattresses	1 Year	
Electrical Components, Motors, and Controls	1 Year	
Covering Fabric	1 Year ²	³ Warranted against splitting, seam slippage, and dye transfer. Nature's own characteristics such as wrinkling, marking and variations in grain or color are not covered.
Covering Leather	1 Year ³	



Timo Viitala

Timo Viitala, Chairman Of The Board
Pohjanmaan Kaluste LTD.



2025 Canada Stock Program

Visit Our Showroom

High Point Market IHFC Showroom H604
210 E Commerce Ave. High Point, NC 27260



Follow Us on Social Media @luontofurniture

Explore Online www.luonto.com

Copyright © 2024 Luonto® Furniture, Inc. v2