

# Educational single-user Students or Faculty



The **educational license** is upgradeable. You can get an academic update to the latest version if you are still a student or teacher. Still, if you have already graduated, you can upgrade your license to the latest version of Rhino Professional. [UPGRADE, EVAL, TEST]

You can use the educational license on Windows or Mac using a Rhino account with Cloud ZOO. However, you can only use one platform at a time; we will show you how to do it below. [UPGRADE, [EVAL, TEST, ZOO, CLOUD]

## Index



**TIP:** Use the magnifying glass icon in the toolbox to the left of the magazine to search.





# Educational single-user Students or Faculty Indice

Tap [here](#) to read how to create your Rhino account and install your educational license.



Follow these steps to create your **Rhino** educational account.



How to view, add, or remove your **Rhino** license to your account?



How to install and validate a **Rhino** license?



For security reasons, **add another email address** to your **Rhino account**.



I have **lost or forgotten my password**. How can I retrieve it?



How can you change your **password**?



How to **choose the Rhino account** that you would like to utilize.



How do you **change the language** in Rhino?



How to remove your license of **Rhino** from your PC or MAC?

[ CHANGE, UNINSTALL, DISCONNECT ]



How can you **repair your Rhino** license?



You can obtain a **Rhino 7** or **Rhino 6** license by having purchased a Rhino 8 license. [LEGACY KEY]



If you are planning to **upgrade** your Rhino 6 or 7 license to Rhino 8, there are specific steps you should follow to use Rhino 8, 7, and 6 on any computer, whether it's running **Windows** or **Mac**. Please note that you can only use one license at a time. [UPGRADE]



Please take a moment to view these short videos, as they can be very helpful.



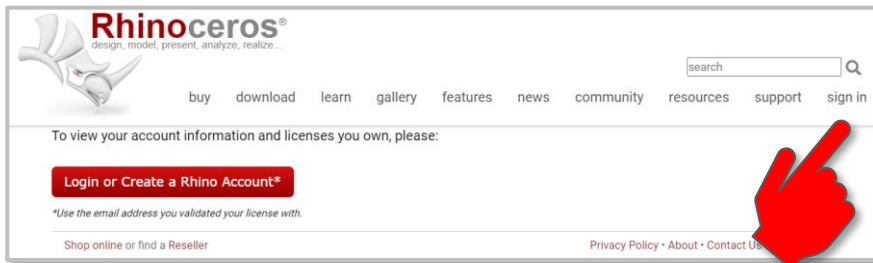


# Educational single-user Students or Faculty

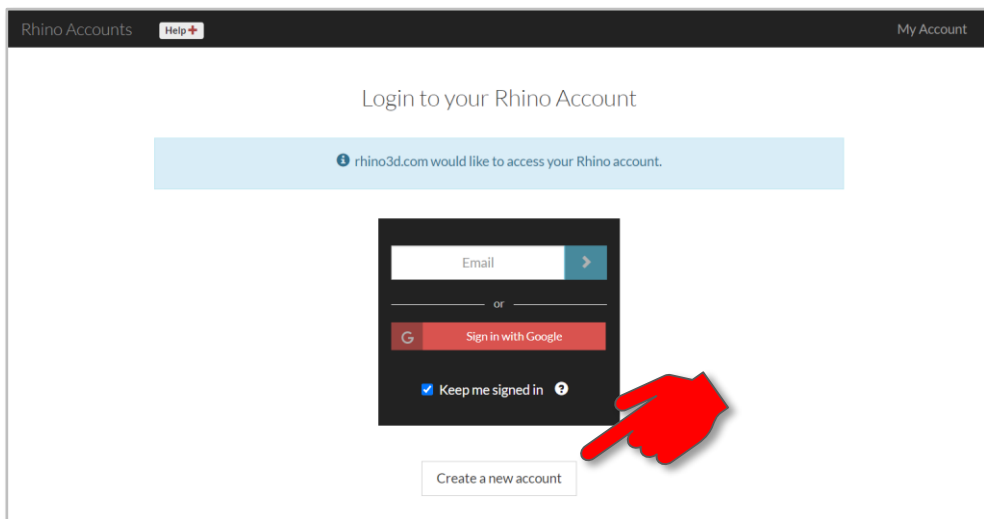
**TIP:** Use the magnifying glass icon in the toolbox to the left of the magazine to search.



- 1) First, go to [www.Rhino3D.com](http://www.Rhino3D.com) and create your Rhino Account. Follow these instructions.
- 2) Select -> **sign in**



- 3) Select "**Login or Create a Rhino Account**". This link will take you to the page [accounts.rhino3d.com](http://accounts.rhino3d.com), where you will need to enter your email address.
- 4) Select "**Create a new account**" to be directed to the account creation page. We will guide you through the process.






# Educational single-user Students or Faculty

5) Carefully enter your information and double-check for accuracy, then select "**Create a new account.**"

Create an Account

 Continue with Google

or


Name

Email

Phone Number

6) Please note that you have the option to continue using your **Google** account.

Create an Account

 Continue with Google

7) After confirming your information and creating your account, you will receive an email from **[tech@mcneel.com](mailto:tech@mcneel.com)**. It is essential to verify your account by clicking on the link provided in the email. You will only have a few minutes to complete the verification process. In case you do not see the email in your inbox, please check your spam folder.

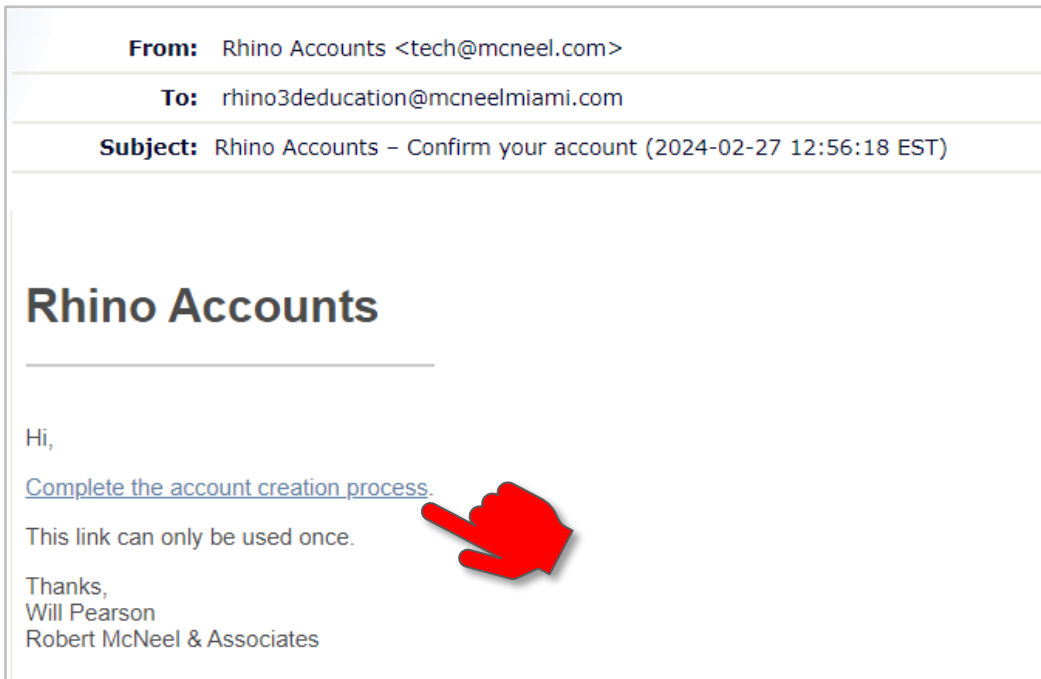
Check your email

Click on the link in the email sent to **your\_Email@gmail.com**. The link is only valid for a short period of time.



# Educational single-user Students or Faculty

8) Kindly check your email inbox and search for an email from [tech@mcneel.com](mailto:tech@mcneel.com). You will need to click on the link in the email to verify your Rhino account.



9) In your browser, a message will appear indicating that your account is ready to be edited. The first thing you need to do is **create and confirm your password**.

Mi cuenta

✓ ¡La cuenta fue creada satisfactoriamente! ¿Quieres establecer una contraseña?

Nueva contraseña Nueva contraseña

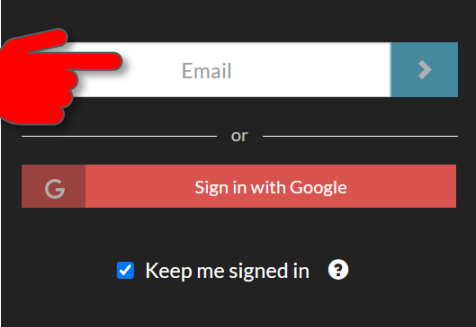
confirmar Contraseña Nueva contraseña



# Educational single-user Students or Faculty


10) Congratulations on creating your **Rhino Account**! To access and edit your personal account details, please enter your email and password.


Login to your Rhino Account



Email


or

 Sign in with Google

Keep me signed in 


Create a new account


Login to your Rhino Account



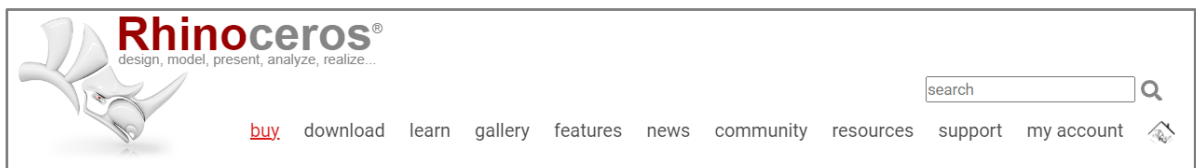
Password

or

 Email me a login link

Keep me signed in 

11) Now that you are logged into your **Rhino Account**, we can edit some of your personal information by selecting **View and edit your account information**.



**Rhino** design, model, present, analyze, realize...  
buy download learn gallery features news community resources support my account


**Account Details:**  
[View and edit your account details](#)

**Evaluate Rhino:**  
Every person is welcome to a 90-day evaluation of Rhino. [Download now...](#)

**Cloud Zoo Teams and Licenses:**  
[Manage your licenses](#)

**License Report:**  
[See all the licenses you own](#)

**Mailing Lists**  
[Manage your maillist subscriptions](#)





# Educational single-user Students or Faculty

This is the account editing page. For security, **add another email**.

A)

<b>A</b>	Emails	Add and remove personal emails associated with your account.	>
<b>B</b>	Personal Info	View and modify your personal information.	>
<b>C</b>	Login	Change your password, linked accounts, and other settings.	>
<b>D</b>	Teams	View and modify the teams you belong to.	>
<b>F</b>	Permissions	View and modify permissions you've given to apps.	>
<b>G</b>	Licenses	View, add, and remove licences associated with your account.	>

A) Please provide a second email address for security purposes or if your primary email address becomes inactive.

Please select which email will be your primary email, where all notifications and information about free updates available for your version of Rhino will arrive.

Add Email

Associate a new personal email address with your account.

Do you want to share a license with another person? [Invite them to a team.](#)

Email

Make Primary

All correspondence will be sent to your primary email address. You can login with any email address associated with your account.



# Educational single-user Students or Faculty

B) View and edit your personal information: name, phone number, country, language, and photo. [avatar]

Personal Info  
View and modify your personal information.

Name: Can Posada Salmon

Phone Number: (305) 513-4445

Country: United States

Preferred Language: English

Payment: [Edit Payment Information...](#)

Profile Picture:  None,  Use Gravatar, based on agpsupercan@gmail.com,  Upload a picture from my device

[Choose File](#) No file chosen



C) Change your password and make sure to save it securely. You may need it later.

Rhino Accounts Help Andres TV Rhino3D Education

Change Password

Current Password: Current Password

New Password: New Password

Confirm Password: New Password

[Save](#)



D) It is not possible to assign single-user educational licenses to a TEAM in the **Cloud Zoo**.

G) View, add, and delete the license associated with your **Rhino Account**.

Licenses Can Posada Salmon (me)

View by: Product Related Licenses

Product	Platform	Download Link	Usage
There are no products available.			

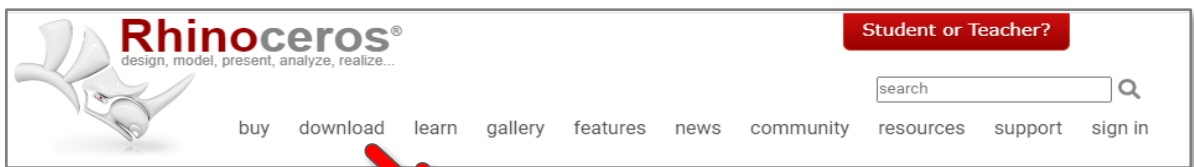
[Manage Rhino Account](#) [Add License](#)





# Educational single-user Students or Faculty

If you need to use **Rhino 7** or **Rhino 6** but have purchased a Rhino 8 license, don't worry. You can request a previous license for these versions and download them to your Rhino Account. To do this, go to the [www.Rhino3d.com](http://www.Rhino3d.com) page, select **download** or **support**, and click "**Get a Legacy Key.**" If you require a Rhino 6 code, you will first need to obtain the Rhino 7 code.



## Tools

- [Plug-ins and resources](#) for Rhino and Grasshopper.
- [Developer Tools](#)

## System Requirements

- [Rhino WIP](#)
- [Rhino 8](#)
- [Rhino 7](#)
- [Rhino 6](#)

## Documentation

- [Getting Started Resources](#)
- [Download Rhino Help](#) for offline use.
- [Rhino Online Help](#)
- [The Cloud Zoo license management](#)
- [End-user license agreements](#)

## Other Downloads

### License Manager

- [The LAN Zoo](#), free local network license manager. *(instead, consider the [Cloud Zoo](#).)*

### Archives

- [Rhino 7](#) - *(Rhino 7 license key required)*
- [Rhino 6](#) - *(Rhino 6 license key required)*
- [Rhino 5](#) - *(Rhino 5 license key required)*

### Discontinued Products

- [Flamingo nXt 5](#) - Rendering for Rhino.
- [Brazil](#) - Advanced rendering for Rhino.
- [Penguin](#) - SketchUp rendering for Rhino.

## Get a Legacy Key

- [Rhino 7](#) - *(Rhino 8 license key required)*
- [Rhino 6](#) - *(Rhino 7 license key required)*

*tLab, and Evaluation Licenses Not Supported*



# Educational single-user Students or Faculty

Once you click on Rhino 7 Legacy Key, you'll be prompted to write your email and your Rhino 8 License Key.

## Access Rhino 7

Get access to Rhino 7.



### Requirements:

- Rhino 8 Commercial or Educational single-user license
- *Lab licenses are not supported.*
- *Evaluation licenses are not supported.*

### Other Options:

- [Access Rhino 6.](#)

Enter your email address and license key to  
download:

email:

You will be subscribed to our newsletters. To unsubscribe and learn how we protect your personal information, visit our [Privacy Policy](#).

License Key:



Next >



# Educational single-user Students or Faculty

After you click Next, you will receive an email containing the **Rhino 7** License Key and installation instructions.

**From:** Brian Gillespie <[support@mcneel.com](mailto:support@mcneel.com)>

**Date:** April 4, 2024 at 10:25:42 AM EDT

**To:** [Rhino3dtv@me.com](mailto:Rhino3dtv@me.com)

**Subject:** Welcome to Rhino 7





## Getting Started:

Welcome to Rhino 7.

Here are installation instructions and some resources to help you get started with Rhino:

## Install and License Rhino:

1. [Download Rhino 7.](#) 
2. Install Rhino 7
3. When prompted, enter your license code:

**RH70-R88A-1CH0-2GAA-0880-8018** 

## Need Help?

Please reply. I'm here to help.

Enjoy!

- Brian

Brian Gillespie

Rhinoceros Development

Robert McNeel & Associates



# Educational single-user Students or Faculty

Please take a moment to view these short videos, as they can be very helpful.

① How to create a **Rhino Account**.



② For security, add another **email address** to your Rhino account.



③ How to add a license to your **Rhino Account**.



④ Install and validate your **Rhino license**.



⑤ Get a Rhino 7 or Rhino 6 if I have a **Rhino 8 license**.[LEGACY KEY]



⑥ I have **lost or forgotten my password**. How can I retrieve it?



⑦ How to change your **password**.



⑧ **Choose the Rhino Account** that you would like to utilize.





# Educational Upgrade single-user Students or Faculty

Here are the step-by-step instructions for **upgrading to Rhino 8** and **connecting it to a previous version of Rhino**.

- 1) If you purchased an upgrade to **Rhino 8**, you must have had a license lower than 8. If you do not have a previous license, you will **not be able to install your upgrade**, and you will need to contact your representative.
- 2) Please log in to your **Rhino Account**.
- 3) Add your **upgrade license** to your **Rhino Account**.



**RhinoCeros**<sup>®</sup>  
design, model, present, analyze, realize...

buy download learn gallery features news community resources support my account

**Account Details:**  
[View and edit your account details](#)

**Evaluate Rhino:**  
Every person is welcome to a 90-day evaluation of Rhino. [Download now...](#)

**Cloud Zoo Teams and Licenses:**  
[Manage your licenses](#)

**License Report:**  
[See all the licenses you own](#)

**Mailing Lists**  
[Manage your maillist subscriptions](#)

**Licenses** Can Posada Salmon (me)

View by: **Product** Related Licenses

Product	Platform	Download Link	Live Usage
There are no products available.			

Manage Rhino Account ▲ **Add License**