



# **APRIL 2025 LABOR MARKET REVIEW**

# TABLE OF CONTENTS



Page 3 – Board of Directors

Page 5 – Highlights of the Labor Force

Page 9 – Employment by Sectors

Page 14 – Unemployment Claimants



# Board of Directors

## Board Chair

**Bobby Blanco, Private Sector**

Dr. Armando Aguirre, Public Education

Robert Alcalá, Vocational Rehabilitation

Dr. Carlos Amaya, GED

Satish Bhaskar, Public Assistance

Bobby Blanco, Private Sector

Ruben Chavez, Private Sector

Chrystal Davis, Community-Based Organization

Dan Dunlap, Private Sector

Chelsie Evaldi, Private Sector

Ernestina Fauntleroy, Private Sector

Michelle Fenton, Private Sector

Eduardo Garcia, Economic Development

Art Garza, Private Sector

Bob Gear, Public Employment

## Vice Chair

**Ruben Torres, Private Sector**

Christina Gonzalez, Private Sector

Leonard Goodman III, Private Sector

Luis Hernandez, Higher Education

Randall Kinzie, Private Sector

Ruby Maldonado, Private Sector

Elizabeth Moya, Community-Based Organization

Mary Jo Ochoa-Hernandez, Literacy Council

Mica Short, Community-Based Organization

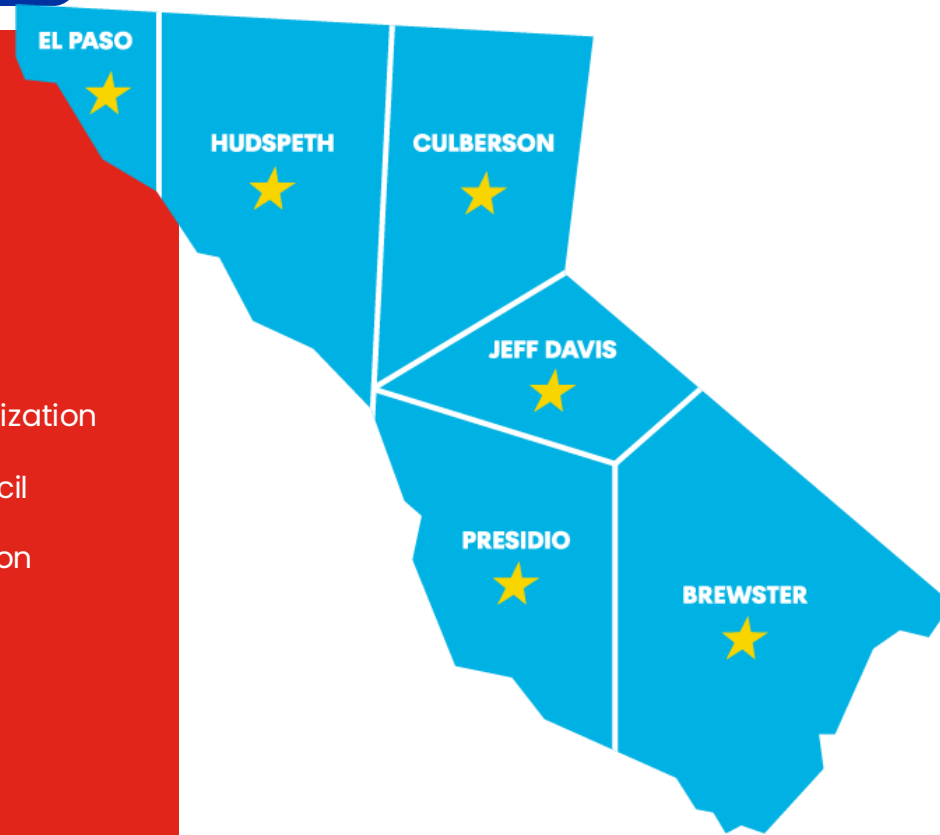
Frank Spencer, Private Sector

Ruben Torres, Private Sector

Adam Valdez, Organized Labor

Emma Wollschlager, Private Sector

Melissa Zamora, Private Sector





# Board of Directors



To our members,

We are pleased to present the Labor Market Review that examines how the workforce area performed during **April 2025**. We are incorporating unemployment insurance claimant data to provide perspective on the ongoing pandemic effect.

The information presented in this newsletter was gathered from federal and state sources and pertains to the El Paso MSA, the Workforce Solutions Borderplex region, and the City of El Paso.

We look forward to performing to your highest standards in communicating pertinent information regarding the workforce as it relates to our objectives at WSB.

If there is additional information that you would like to see presented here, please send your comments and suggestions to:

[alondra.mcduffiel@borderplexjobs.com](mailto:alondra.mcduffiel@borderplexjobs.com)



# HIGHLIGHTS OF THE LABOR FORCE APRIL 2025



## THE BORDERPLEX REGION

- THE LABOR FORCE INCREASED BY 3,347 FROM THE PREVIOUS MONTH
- THE NUMBER OF EMPLOYED INDIVIDUALS INCREASED BY 4,382 FROM THE PREVIOUS MONTH
- THE NUMBER OF UNEMPLOYED INDIVIDUALS DECREASED BY 1,035 FROM THE PREVIOUS MONTH

## EL PASO, TX MSA

- EL PASO, TX MSA UNEMPLOYMENT WAS AT 3.9%, WITH A TOTAL OF 16,662 UNEMPLOYED INDIVIDUALS
- EL PASO, TX MSA ADDED 7,200 NONFARM JOBS SINCE APRIL 2024
- EL PASO, TX MSA ADDED 2,100 NONFARM JOBS FROM THE PREVIOUS MONTH

## RURAL COUNTIES (BREWSTER, CULBERSON, JEFF DAVIS, HUDSPETH, AND PRESIDIO COUNTIES)

- THE LABOR FORCE INCREASED BY 202 FROM THE PREVIOUS MONTH
- THE NUMBER OF EMPLOYED INDIVIDUALS INCREASED BY 234 FROM THE PREVIOUS MONTH
- THE NUMBER OF UNEMPLOYED INDIVIDUALS DECREASED BY 32 FROM THE PREVIOUS MONTH

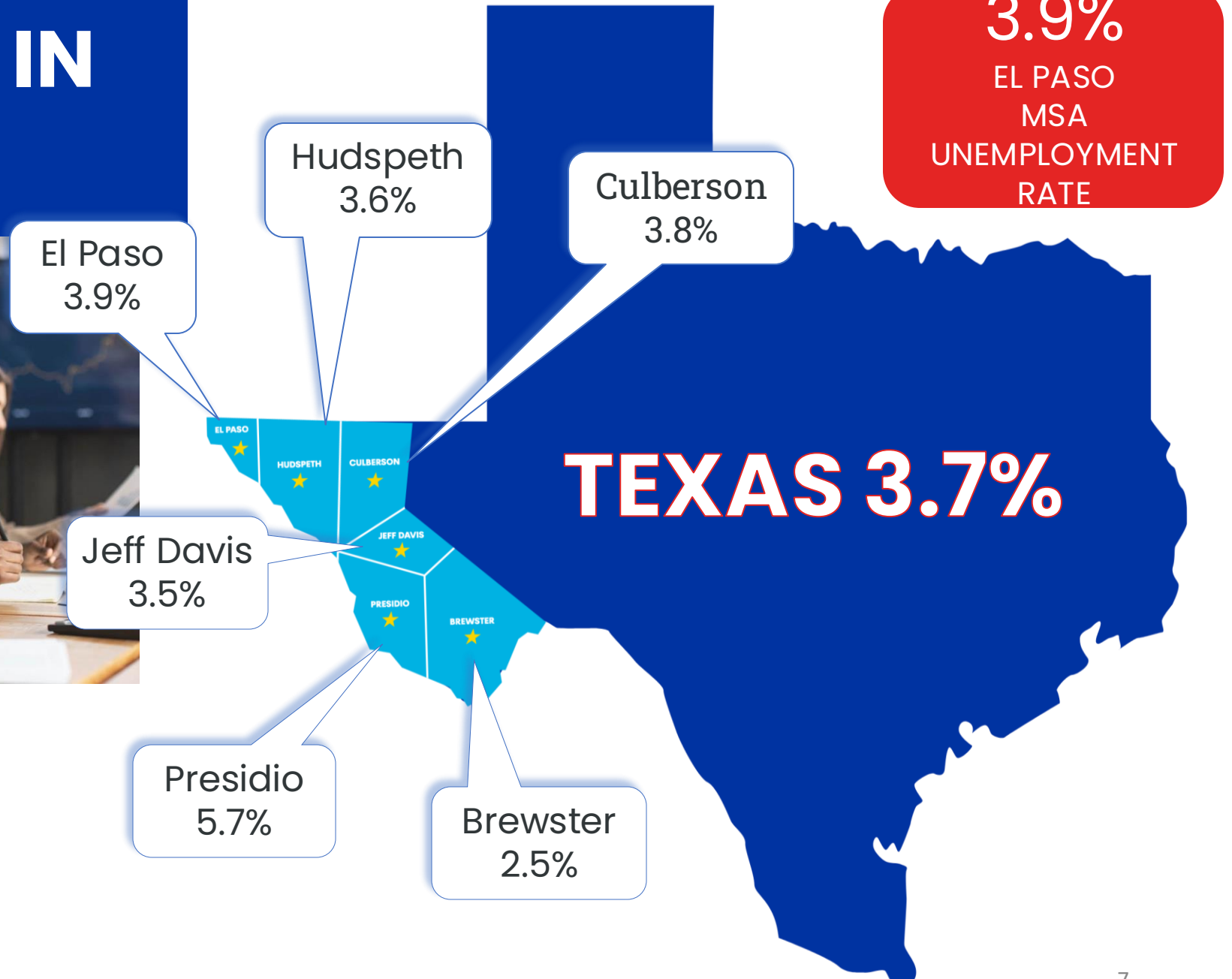


# NOTEWORTHY IN APRIL 2025 (Non-Seasonally Adjusted)



		April 2025				March 2025				April 2024			
		Labor Force	Employment	Unemployment	Rate	Labor Force	Employment	Unemployment	Rate	Labor Force	Employment	Unemployment	Rate
Texas	State	15,922,661	15,334,972	587,689	3.7	15,807,722	15,178,048	629,674	4.0	15,523,969	14,972,359	551,610	3.6
El Paso	MSA	425,065	408,403	16,662	3.9	421,903	404,237	17,666	4.2	411,088	395,968	15,120	3.7
Borderplex	WDA	435,193	418,174	17,019	3.9	431,846	413,792	18,054	4.2	421,114	405,644	15,470	3.7
Brewster	County	5,673	5,534	139	2.5	5,538	5,384	154	2.8	5,656	5,524	132	2.3
Culberson	County	1,125	1,082	43	3.8	1,110	1,066	44	4.0	1,073	1,035	38	3.5
El Paso	County	423,984	407,361	16,623	3.9	420,839	403,213	17,626	4.2	410,026	394,939	15,087	3.7
Hudspeth	County	1,081	1,042	39	3.6	1,064	1,024	40	3.8	1,062	1,029	33	3.1
Jeff Davis	County	688	664	24	3.5	666	637	29	4.4	642	614	28	4.4
Presidio	County	2,642	2,491	151	5.7	2,629	2,468	161	6.1	2,655	2,503	152	5.7
El Paso	City	337,516	324,808	12,708	3.8	335,000	321,500	13,500	4.0	326,636	314,903	11,733	3.6
Socorro	City	19,140	18,378	762	4.0	19,006	18,190	816	4.3	18,508	17,817	691	3.7

# NOTEWORTHY IN APRIL 2025



# AVERAGE WEEKLY WAGES

(4<sup>th</sup> Quarter 2024)

Average Weekly Wage (4 <sup>th</sup> Quarter 2024)					
	Q4 2024	Q3 2024	Q4 2023	Quarterly Change	Yearly Change
Borderplex	\$989	\$964	\$967	\$25	\$22
Texas	\$1,488	\$1,394	\$1,427	\$94	\$61
USA	N/A	\$1,394	\$1,435	N/A	N/A



**WORKFORCE**  
SOLUTIONS BORDERPLEX



# WHERE DO WE WORK?

The three Super Sectors with the **GREATEST** employment for the El Paso MSA in April 2025 were:

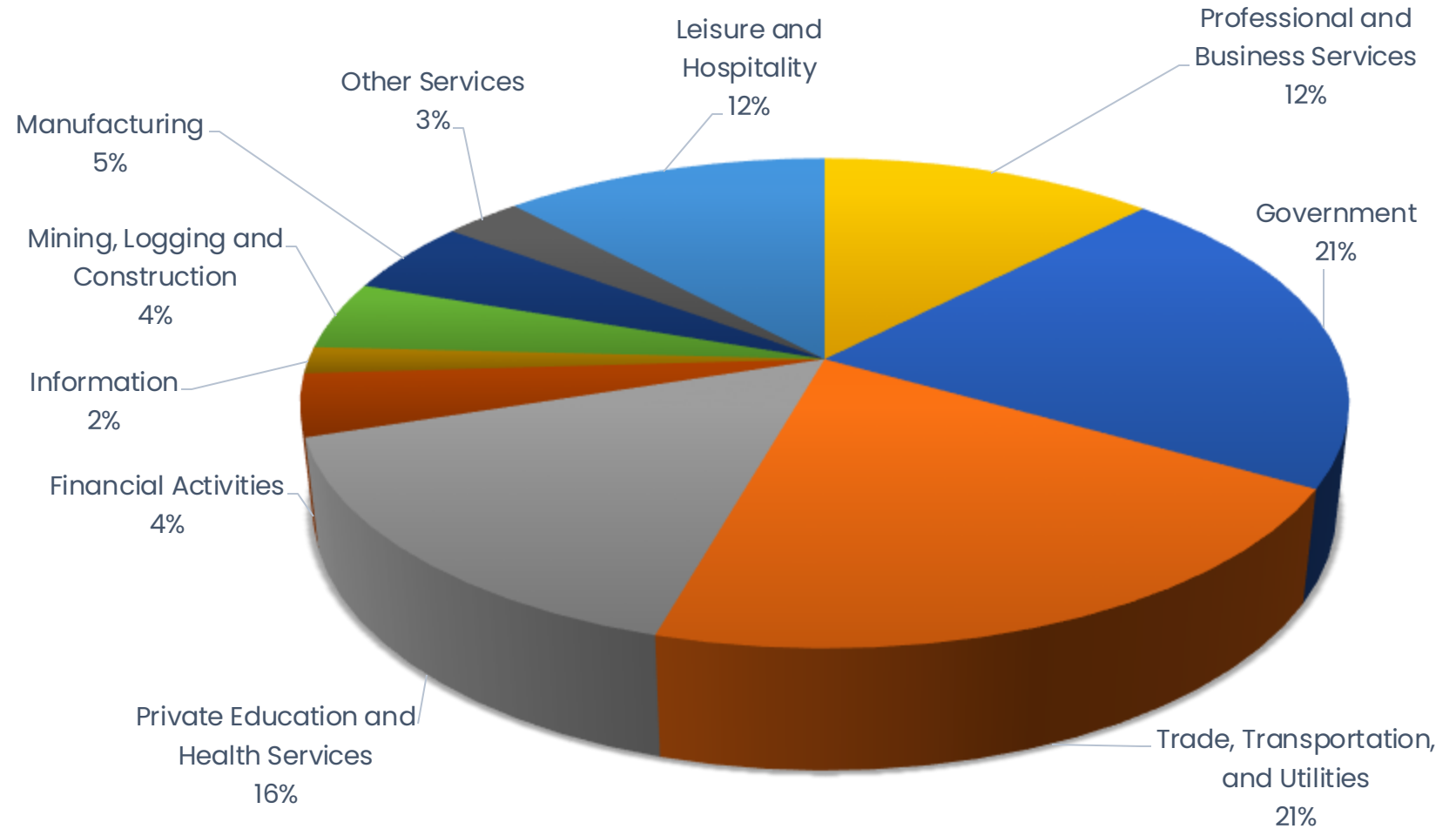
1. Trade, Transportation, and Utilities
2. Government
3. Private Education and Health Services

These three Super Sectors represented 58% of the total nonfarm employment.

The three Super Sectors with the **LEAST** employment for the El Paso MSA in April 2025 were:

1. Financial Activities
2. Other Services
3. Information

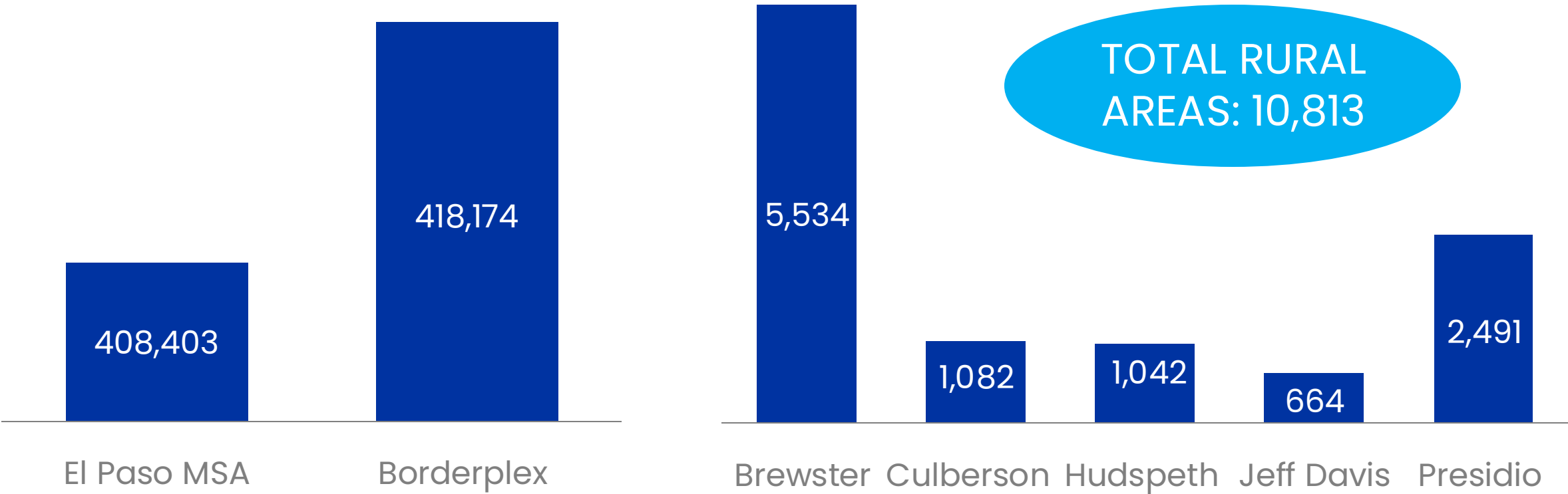
These three Super Sectors represented 9% of the total nonfarm employment.



# WHERE DO WE WORK?



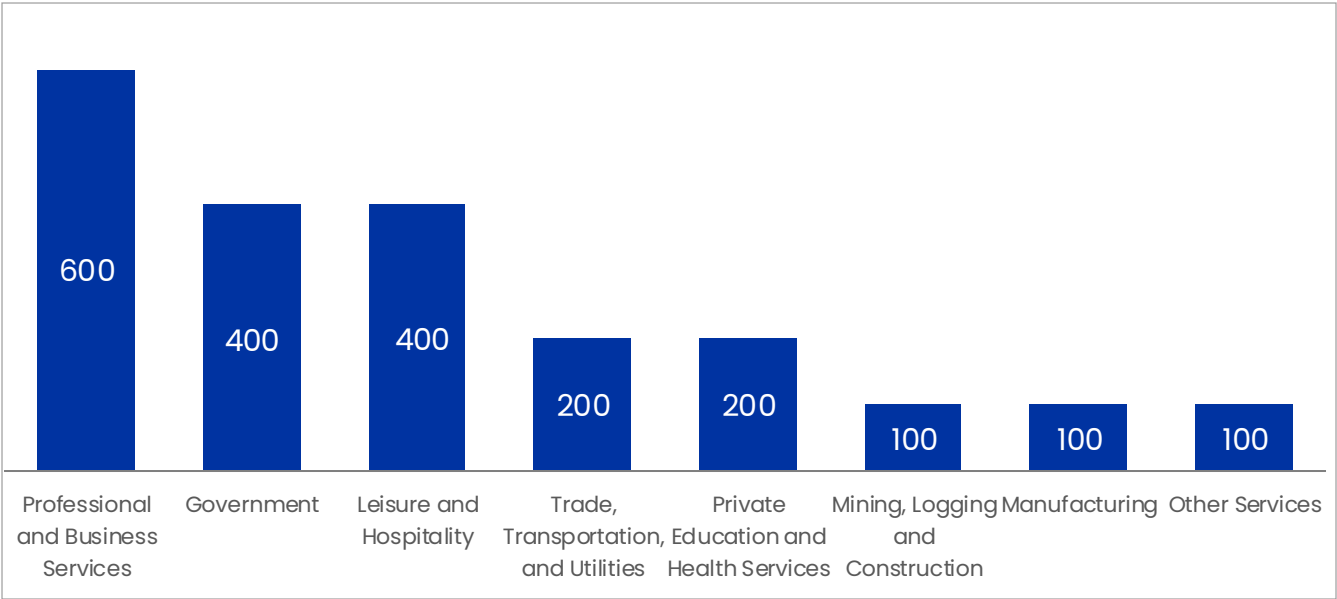
EMPLOYMENT in April 2025



# WHERE DO WE WORK? (Cont.)



## Industries Sectors that added jobs



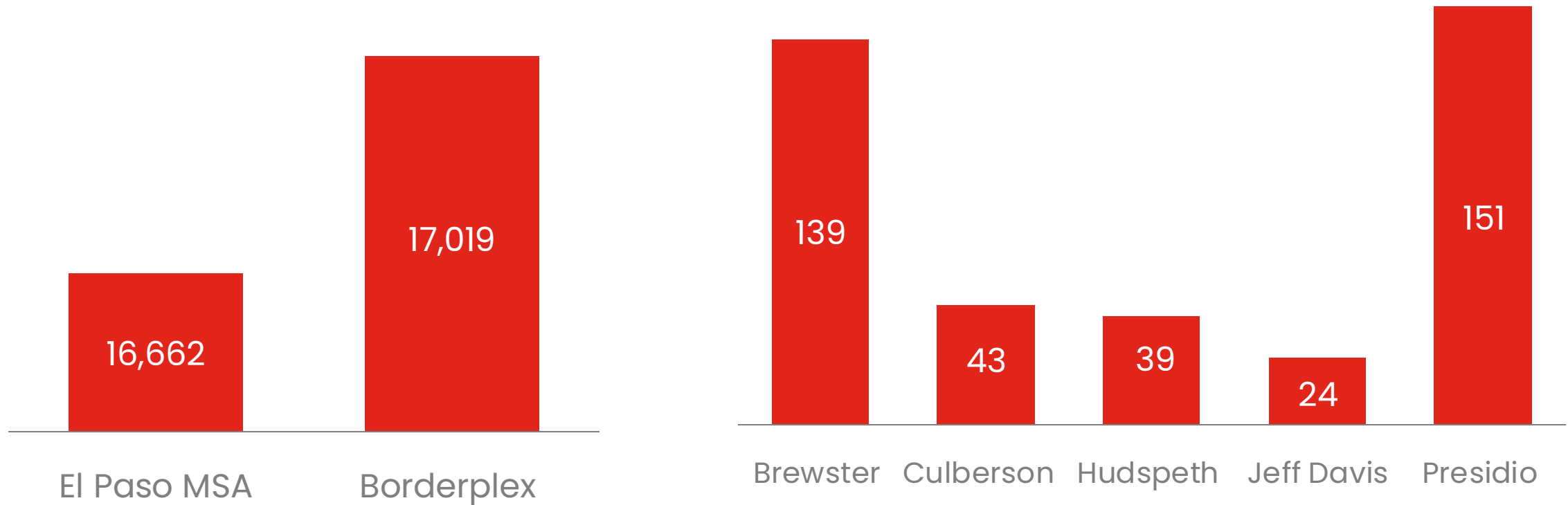
## Top 5 Job Postings in the El Paso, TX MSA – April 2025

Occupation	Vacancies	Median Hourly Earnings BLS 2024
Retail Salespersons	754	\$13.43
First-Line Supervisors of Retail Sales Workers	721	\$17.42
Registered Nurses	467	\$39.13
Medical and Health Services Managers	459	\$48.63
Fast Food and Counter Workers	433	\$10.85

Job postings active during April 2025

# WHERE ARE WE LOSING JOBS?

UNEMPLOYMENT in April 2025





# WHERE DO WE WORK? (Cont.)



## Industries Sectors that lost jobs

No industry lost jobs.

## Top 5 Unemployment Claimants Occupations



No occupation identified for 32 Active UI claimants

# UNEMPLOYMENT INSURANCE CLAIMANT DATA



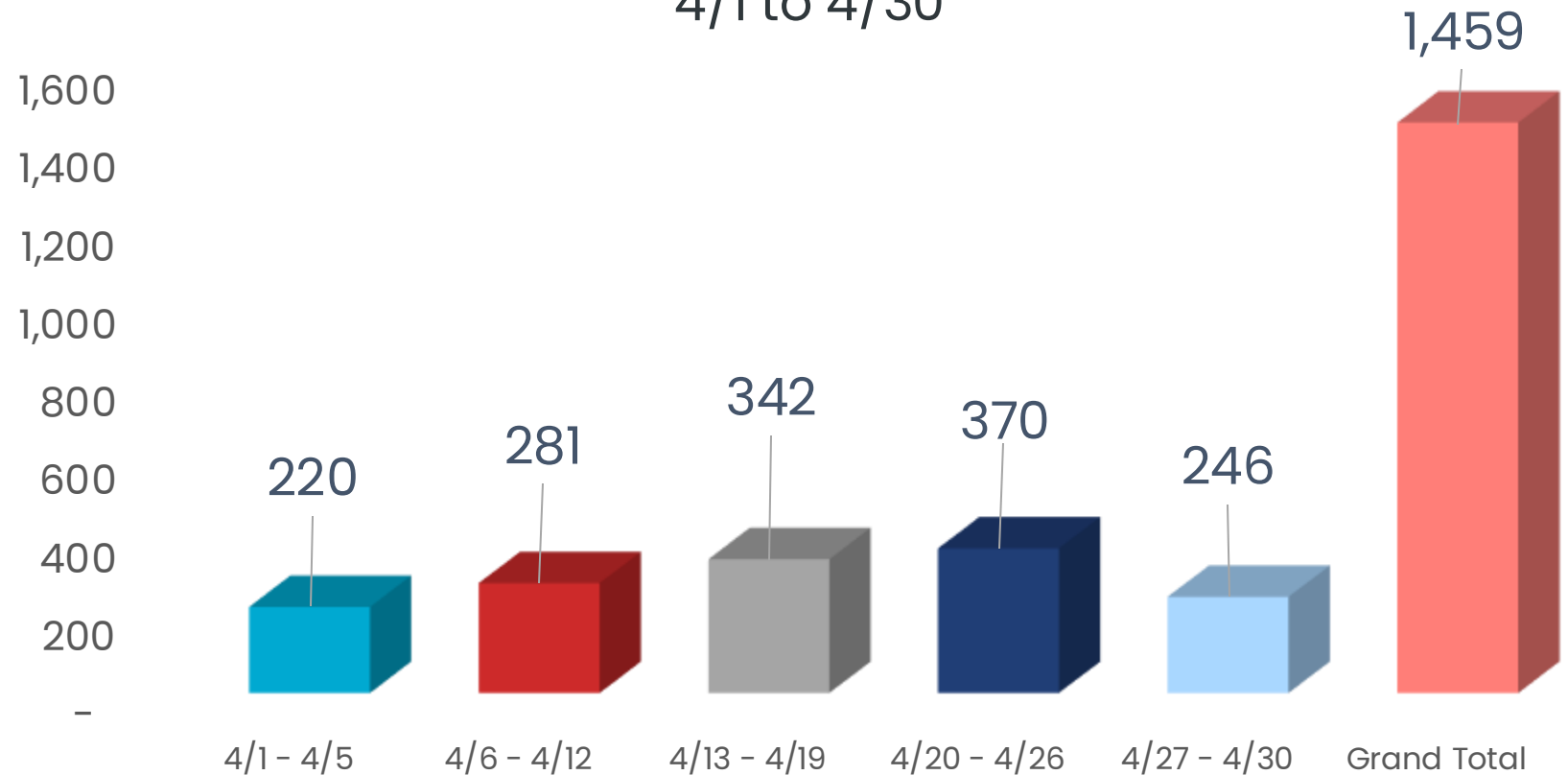
This report reflects the **Borderplex Region**.  
Including these 6 counties:

- Brewster
- Culberson
- El Paso
- Hudspeth
- Jeff Davis
- Presidio

An Active Claimant is someone who meets any of these conditions:

- Claimant had to have a payment within 21 days
- The most recent Claimant certified date is within 21 days
- The claim status date is within 28 days

## ACTIVE UI CLAIMANTS BY WEEK BORDERPLEX REGION 4/1 to 4/30



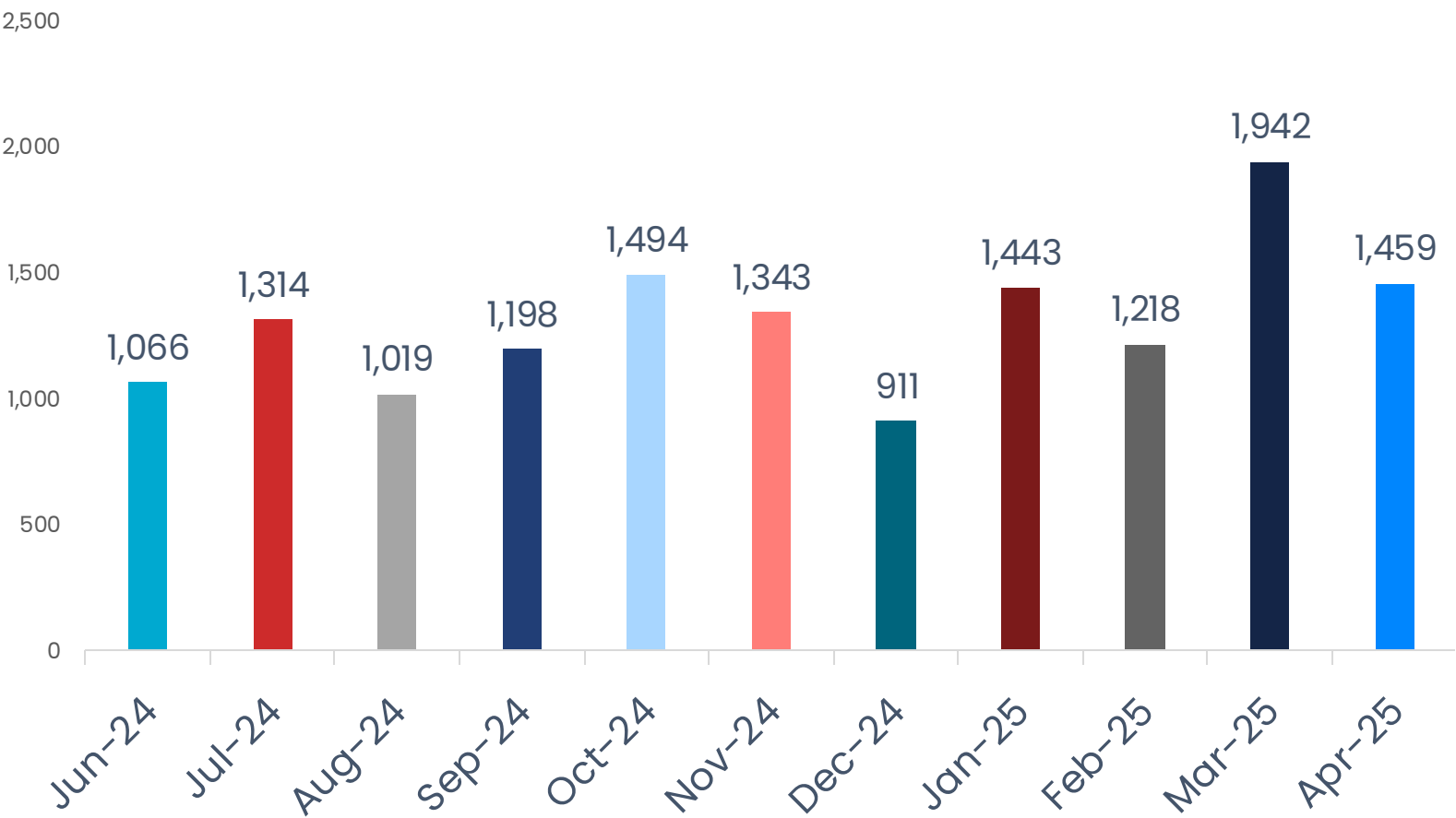
# UNEMPLOYMENT INSURANCE CLAIMANT DATA



This report reflects the **Borderplex Region**.  
Including these 6 counties:

- Brewster
- Culberson
- El Paso
- Hudspeth
- Jeff Davis
- Presidio

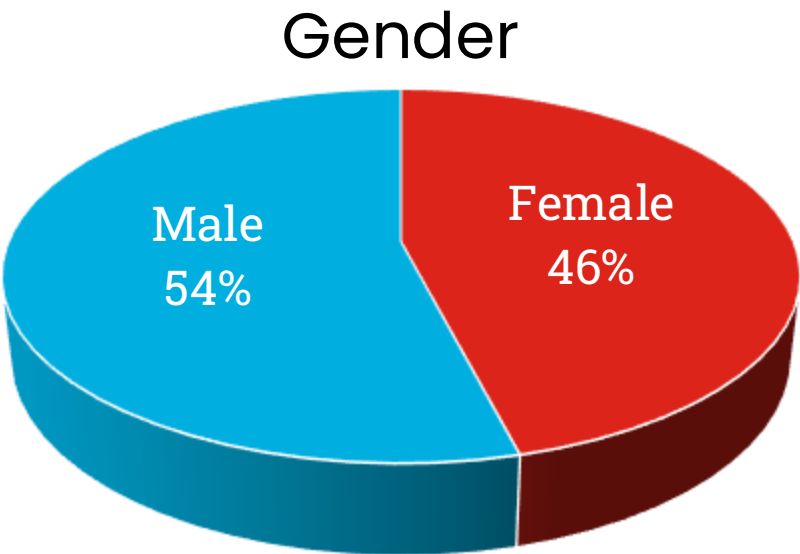
ACTIVE UI CLAIMANTS BY MONTH  
BORDERPLEX REGION



# UNEMPLOYMENT INSURANCE CLAIMANT DATA

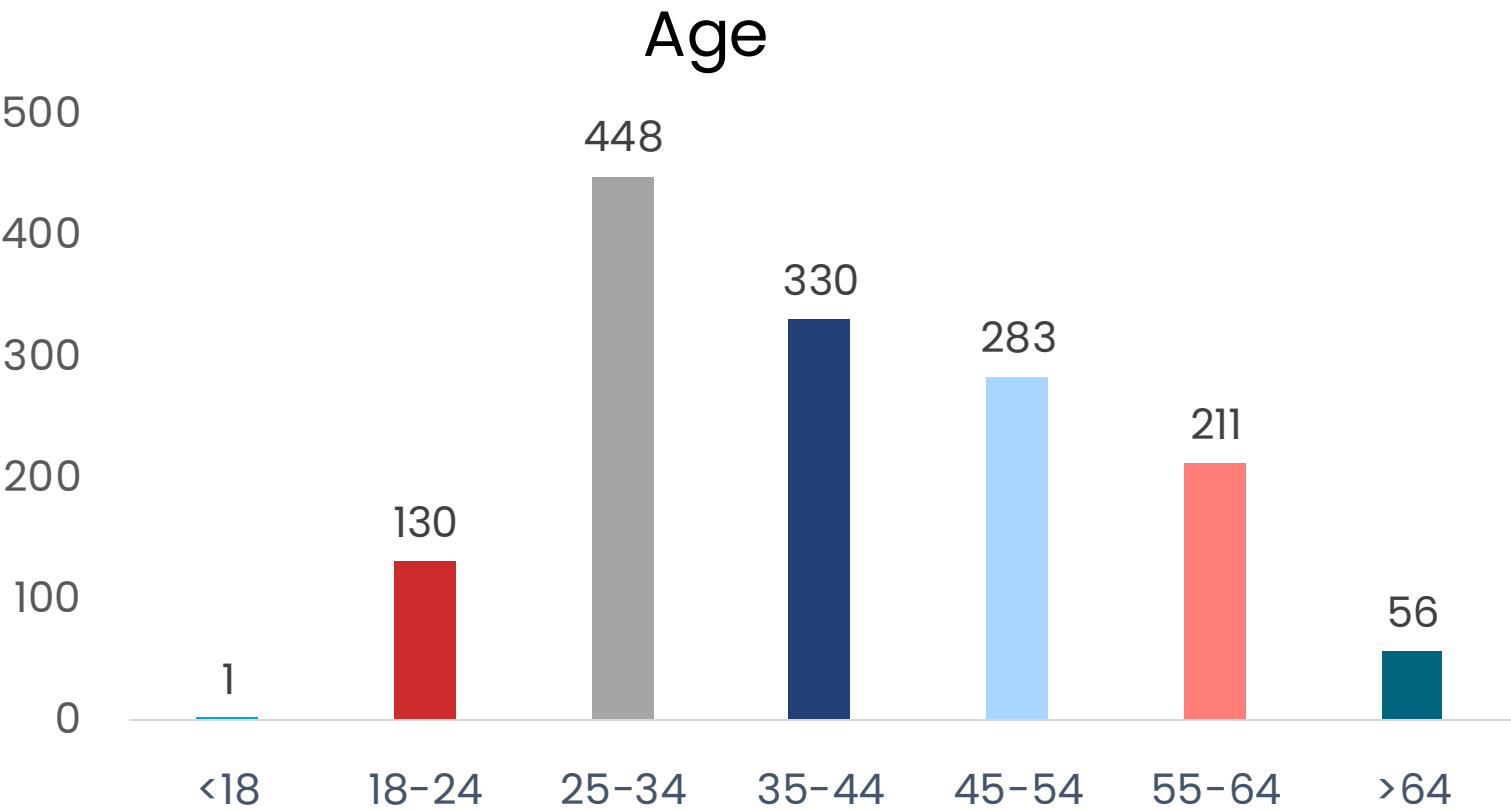


ACTIVE UI CLAIMANTS BY WEEK  
BORDERPLEX REGION  
4/1 to 4/30



An Active Claimant is someone who meets any of these conditions:

- Claimant had to have a payment within 21 days
- The most recent Claimant certified date is within 21 days
- The claim status date is within 28 days

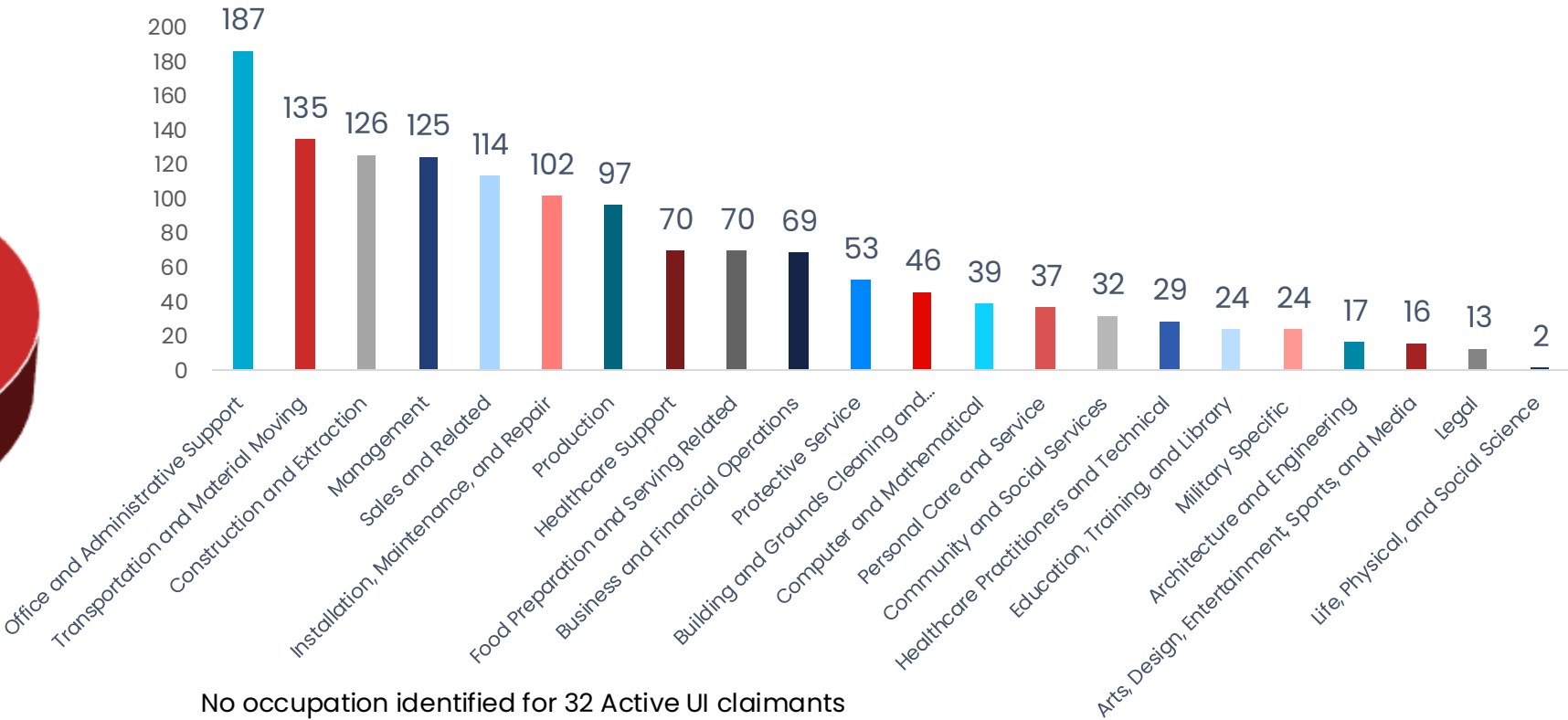
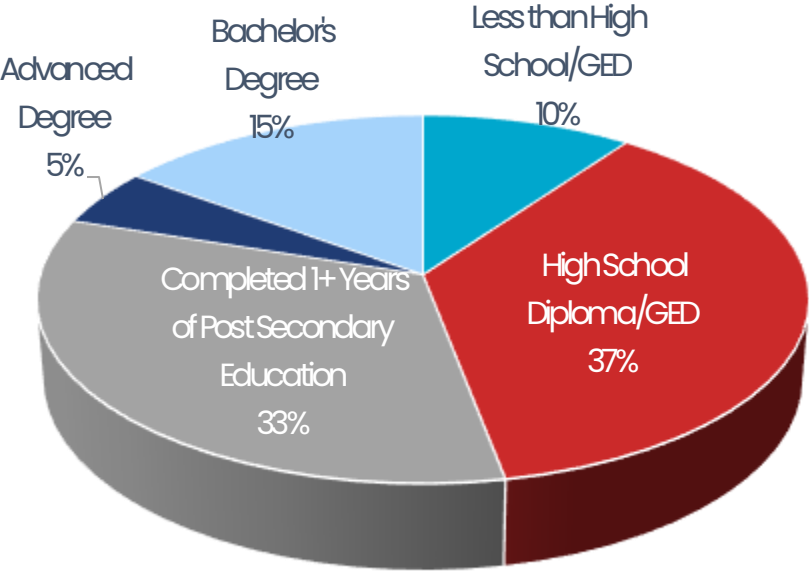




# UNEMPLOYMENT INSURANCE CLAIMANT DATA



ACTIVE UI CLAIMANTS BY WEEK  
BORDERPLEX REGION  
4/1 to 4/30



# SOURCES



A proud partner of the  
americanjobcenter  
network

Labor Market & Career Information, Texas Workforce Commission April 2025, JobsEQ April 2025, Bureau of Labor Statistics May 2024, US Census 2023. To access previous reports, please visit the Workforce Trends and Data section of our website: <http://www.borderplexjobs.com/regional-statistics/workforce-trends-and-data>

Funded by all or in part of, the Department of Labor/ETA WIOA Formula Grants and Wagner-Peyser; the Department of Health and Human Services TANF and Childcare Development Fund; and the Food and Nutrition Service SNAP Employment & Training.”

Equal Opportunity Employer/Program. Auxiliary aids and services are available upon request to individuals with disabilities. Relay Texas: 711 (Voice) or 1-800-735-2989 (TTY).

Igualdad de oportunidades de Empleo/Programas. Equipo auxiliar y servicios de apoyo están disponibles para personas con discapacidad al ser requeridos. Relay Texas: 711 (Voz) o 1-800-735-2989 (TTY)