

Term 1 2025

Online Edition

Contact us for
pricing or visit our
website



NEW
MOCHA
CHAIR



NEW
CAYLO
BOOTH
SEATING

What's Inside

Tables and Desks
Educational Units
Whiteboard Cabinets
Chairs and Stools
Storage and Display Solutions
Soft Furnishings
ViewBoard® Interactive Displays

WELCOME BACK!

OUR SALES TEAM ARE
RECHARGED AND
READY FOR ANOTHER
BUSY YEAR FITTING
OUT YOUR LEARNING
SPACES

Tables and Desks

Swerve Tables

(SKU: 164)

1200L x 800D x Height
18mm Melteca tops with 2mm PVC Edges
32mm round steel legs



Versatile tables can be arranged in groups or placed as individual tables for seating 4 students

Optional Extras:

Adjustable legs - 530|625|685|725 mm
Tall Tables 800 and 900 high
With 4 locking castors
Heavy duty frame with 51 mm round legs

Horseshoe Tables

(SKU: 162)

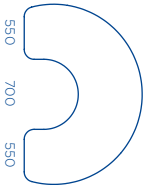
1800L x 800D x Height
18mm Melteca tops
Solid 2mm PVC Edges
32mm round steel legs



Adding a whiteboard tops is a great low-tech teaching and learning tool

Optional Extras:

Adjustable legs - 530|625|685|725 mm
With 4 locking castors
Whiteboard tops



Wooden Pen Rail Desk

(SKU: 103)

600W x 500D top
Solid hard wood top
Comes with desk tray
Straight legs so desks can form groups
Heavy duty steel hinge with steel pivot



Option for deep or standard desk trays

Fixed Top Desk

(SKU: 105)

600W x 475D fixed top
Comes without desk trays
Frame 32 mm
Straight legs so desks can form groups
Rounded corners



Option for deep or standard desk trays

Standard Heights for all Desks

Year 1-2
560mm high

Year 3-4
625mm high

Year 5-6
685mm high

Year 7-8
725mm high

Optional Extras: Add a modesty panel to the lift top, fixed top, zed desk or single desks

Zed Desk

(SKU: 106)

Generous work top with heavy duty frame that is built to last
Two top options available:
A Standard with rounded corners - 600W x 600D
B Contour with rounded corners - 600W x 600D
Custom widths of 800L or 1200L also available



Designed so Zeds can be placed alone or banked together in groups



Generous space of 525mm between legs - pairs perfectly with our Summit and En One Chairs

Heavy duty powdercoated steel frame



Lift Top Desk

(SKU: 102)

600W x 500D top
Comes with desk tray
Frame 32mm
Straight legs (desks can form groups)
Rounded corners rounded
Heavy duty steel hinge with steel pivot



Option for deep or standard desk trays

Study Carrels

(SKU: 299)

A - Single 800L x 600D x 400H
B - Double 1600L x 600D x 400H
200mm shelf
32mm diameter legs
Solid 2mm PVC edges
Rounded corners
Custom heights or adjustable legs also available



A great option to have a couple of these within a large big learning space.

EF Sweet Seventeen Colour range



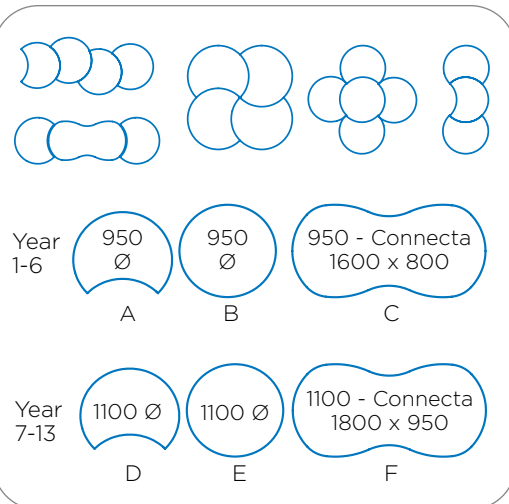
Omega Tables

(SKU: 168)

18mm Melteca tops
Solid 2mm PVC Edges
32mm round steel legs



Omega tables give you flexibility to change the shape to suit different tasks during the day. The Connecta table also gives you the group stand-alone table.



Optional Extras:

Adjustable legs - 530 | 625 | 685 | 725 mm
With 4 locking castors
Whiteboard tops



Classroom Tables

(SKU: 85)

18mm Melteca tops or
Whiteboard top with rounded
corners
Solid 2mm PVC edges
32mm round steel legs

Sizes Available

800L x 600/800D
1200L x 600/800D
1600L x 600/800D
1800L x 600/800D

Or any size on request



Tables can be made with adjustable legs so heights can be changed for different age groups and activities

Optional Extras:

Adjustable legs - 530 - 625 - 685 - 725 mm
Tall Tables 800 and 900 high
With 4 locking castors
Heavy duty frame with 51mm round legs
Other sizes available on request

A staple piece of classroom furniture



Replacement Tops



Use your existing frames and refresh your school's tables with replacement tops. Available in our full range of colours/finishes, shapes and sizes




Switch Tables

(SKU: 163)

A - 800L x 800D Year 1-6
B - 1000L x 1000D Year 7-13
18mm Melteca tops
Solid 2mm PVC edges
32mm round steel legs

Switches offer lots of flexibility - working well as individual tables for four students or placed together in larger groups



Optional Extras:

Adjustable legs - 530 | 625 | 685 | 725 mm
Whiteboard top
Heavy duty frame with 51 mm round legs

Tall Tables

(SKU: 130)

800H - Year 1-4
900H - Year 4-13
Heavy duty frame with 51mm round legs



Perfect for students of all ages working teamed up with our Pepper Stools or MLE Stools.

Size options

1200L x 600D/800D
1600L x 600D/800D
1800L x 600D/800D
1200L x 1200D
1200L x 1800D
1200L x 2400D



EF Sweet Seventeen Colour range



Kneeler Table

(SKU: 89)

Two sizes:

- A** - 1200L x 400D x 400H
- B** - 1200L x 600D x 400H

32mm round steel legs
18mm Melteca tops with solid 2mm PVC edges

Pair with our Fritters (SKU: 172) and add a whiteboard top to create a low tech collaborative learning solution



Optional Extras:

Adjustable legs - 530|625|685|725 mm
With 4 locking castors
Whiteboard tops

Great in ECE's, libraries and Junior classrooms

Teacher Desks

(SKU: 338, 339 & 322)

A - SKU 338

B - SKU 339

C - SKU 322

- A** - 1200L
 - B** - 1500L
 - C** - 1500L (with upstand)
- All 700D x 725H
All drawers complete with steel runners
Heavy duty steel frame
Modesty panel on the front and sides
Option to add locks



Two standard drawers and 1 deep drawer

1500L with upstand

Made especially for teachers

Kompact Bar Leaner

(SKU: 765)

- A** - 1500L x 700D
 - B** - 1600L x 800D
 - C** - 1800L x 800D
- Can be made at either 1050H or 900H
32 x 32 solid steel powdercoated H frame



25mm Melteca tops in any of our Educated and Standard colour ranges.

Great in staffrooms

Converse Bar Leaner

(SKU: 766)

- A** - 1500L x 700D
 - B** - 1600L x 800D
 - C** - 1800L x 800D
- Can be made at either 1050H or 900H
Powdercoated A frame including 50 x 50 legs and 50 x 25 rails

Great in staffrooms

25mm Melteca tops with solid 2mm PVC edges



Works well teamed up with our Emi Stools, Luna Stools or Konfurb Pala Stools



Lift Electric Desks

(SKU: 880)

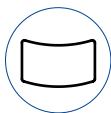
Uniquely customisable, you have the flexibility to design the Lift Desk to look exactly how you want it. Choose from three frame colours and a range of sizes, then choose the top shape, top finish and the addition of any cable ports and cable ways. A truly tailor-made electric desk like no other on the market.

- Load capacity of 100kgs
- Dual drive electric motors
- Anti-collision function
- 700-1200mm electric height adjustment
- Memory settings to save 4 different heights
- Choose your size
- 25mm Melteca top in desired shape and finish
- Frames available in White, Grey and Black
- 5 year warranty

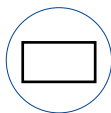
NB: Basic assembly is required or contact us for on-site assistance




Lift Top Shape Options



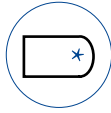
Swerve Desk
1200, 1400, 1600 or 1800L
700 or 800D



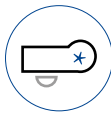
Straight Desk
1200, 1400, 1600 or 1800L
700 or 800D



Contour Desk
1200, 1400, 1600 or 1800L
700 or 800D



Oval End Desk
1800-2000L
700 or 800D



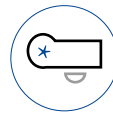
Right Hand 'P' Away



Right Hand 'P' Facing

P-End Desk
1800-2000L
700 or 800D

* Available at 1800 or 2000 long only



Left Hand 'P' Away



Left Hand 'P' Facing

EF Sweet Seventeen Colour range



Educational Units

iPad and Chromebook Storage Units

(SKU: 420)

Mount your powerpack and plugs on the back and thread the plugs through the cable port holes



Slot size for all units
260W x 35D x 250H
Maximum Height 425mm

Heavy duty castors and fully lockable

2 rows - holds 16 tablets 620L x 600D x 725H

3 rows - holds 24 tablets 840L x 600D x 725H

4 rows - holds 32 tablets 1175L x 600D x 725H

Add power boards

Includes surge protection

2 Row Unit + \$189

3 Row Unit + \$221

4 Row Unit + \$252

Laptop Storage Units (12, 15, 24 and 30 Slots)

(SKU: 400 & 401)

Holes for power cords at back
Grills for ventilation

Heavy duty locking castors bolted through base and handle on one end



Slot size
395L x 395D x 50H

12 Slot - holds 12 laptops 800L x 500D x 1100H

15 Slot - holds 15 laptops 800L x 500D x 1180H

24 Slot - holds 24 laptops 1200L x 500D x 1100H

30 Slot - holds 30 laptops 1200L x 500D x 1180H

Add power boards

Includes surge protection

12, 15 & 24 Slot Unit + \$189

30 Slot Unit + \$221

Teacher Work Podiums

(SKU: 501)

A Drawer and Cupboard Podium

600W x 600D x 1000mm high
4 outlet power box with surge protector
Pull out shelf on heavy duty runners
1 heavy duty lockable drawer
1 lockable cupboard with 1 adjustable shelf


Made especially for teachers

B Three Drawer Podium

600W x 600D x 1000mm high
4 outlet power box with surge protector
Pull out shelf on heavy duty runners
3 heavy duty lockable drawers



75mm heavy duty locking castors for easy movement around the classroom



Shaped curved top with 120mm high upstand and decorative front panel

Sick Bay Bed

(SKU:415)

1800L x 780D x 480H
Stylish and practical sick bay bed solution that is fully mobile
Navy vinyl mattress for easy cleaning
Solid Melteca construction in your choice of colours/finishes



Three large drawers for storage

Industrial rubber wheeled castors

Teacher Station

(SKU: 04)

900L x 450D x 550H
Total height 1150mm
Magnetic board size 900mm x 600mm
Whiteboard on both sides
Industrial rubber wheeled castors



Check out our full range of Teacher Stations

Optional Extras:

Replace a whiteboard with vertiface backing or blue/grey pinboard

Drawer and shelf access from both sides

EF Sweet Seventeen Colour range



Whiteboard Cabinets

Optimise your storage and make learning visible.

Find out more



Whiteboard cabinets are our specialty

Choose from a wide a array of cabinet bases that include cupboards, drawers, cube crates and tote trays to enhance your unit. All upper levels have adjustable shelving, hiding behind the sliding whiteboards, making them the ultimate all-in-one storage solution and collaborative workspace. Locks can be added to all drawers, doors and whiteboards for secure storage of televisions, electronic devices and other resources. All our whiteboards are frameless and feature a solid MDF core with high quality and durable porcelain surface and sleek handles.

Depending on the combination of units you choose, the width of your cabinet can vary between 1600mm wide (being the smallest size) to the largest option of 4800mm wide.

Our 400 deep units are all 2000mm high x 400mm deep with the interior shelves of the base unit (lower section) being 400mm deep and depth in the top section (behind the whiteboards) being 290mm deep.

We also offer 600mm deep x 2000mm high cabinets which have been designed and developed especially for STEM rooms where bulkier items may need to be stored. The interior shelves of the base cabinets (lower section) are 600mm deep and the shelving behind the whiteboards being 490mm deep.



Whiteboard cabinets can be placed back to back to divide learning spaces



2600W x 2000H x 400D
 2 x 1300W Whiteboards
 1 x Unit C
 1 x Unit F
 1 x Unit C
 + Tote Trays

2400W x 400D x 2000H
 2 x 1200 Whiteboards
 1 x Unit R
 1 x Unit C
 1 x Unit A
 + Tote Trays and Cube Bins



Example Whiteboard Package

3600W Whiteboards
 1 x Unit R
 1 x Unit G
 1 x Unit C
 1 x Unit I
 + Tote Trays & Cube Bins



Example Whiteboard Package

3200W Whiteboards
 1 x Unit V Cupboard
 1 x Unit B
 1 x Unit D
 1 x Unit F
 + Tote Trays & Cube Bins



Porcelain Whiteboard Standard Sizes

1800W x 400D x 2000H - with 2 1200 x 900 boards
 2400W x 400D x 2000H - with 2 1200 x 1200 boards
 3000W x 400D x 2000H - with 2 1200 x 1500 boards
 3600W x 400D x 2000H - with 2 1200 x 1800 boards
 4800W x 400D x 2000H - with 2 2400 x 2400 boards

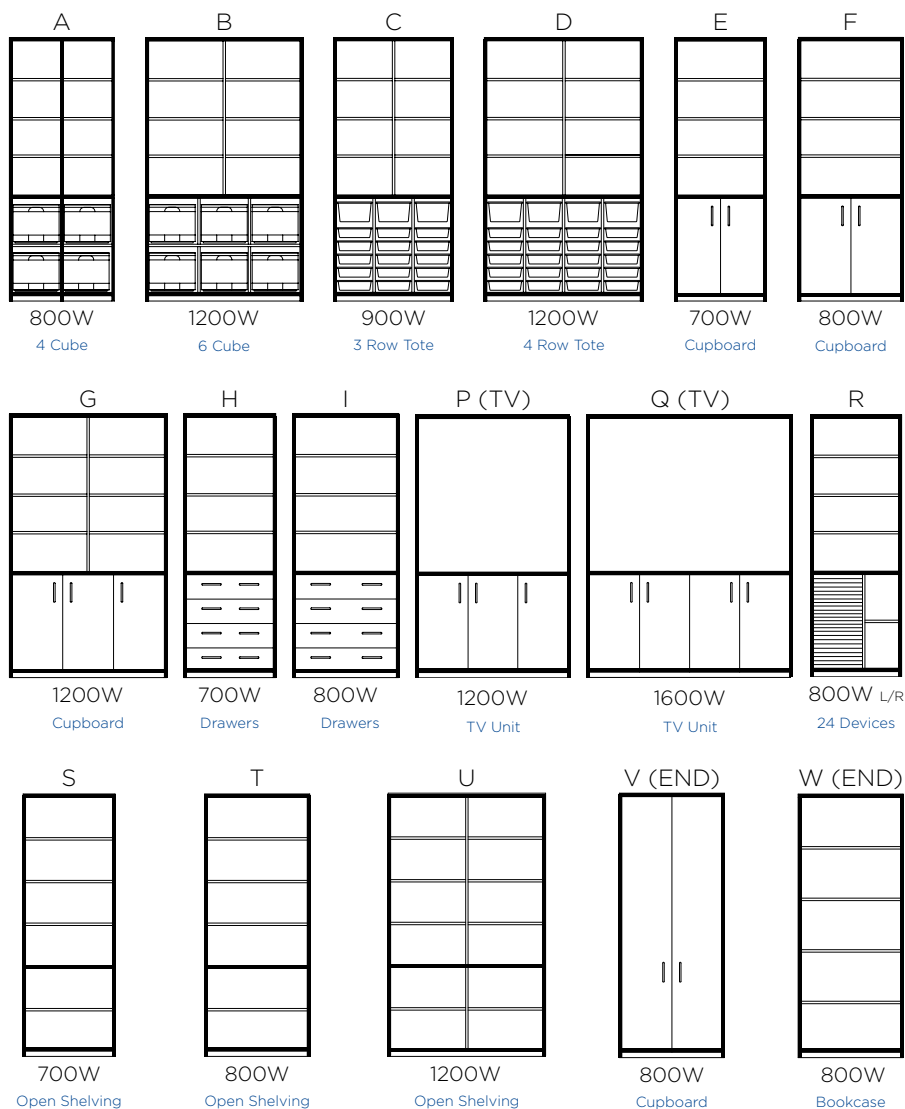
Example Whiteboard Package

2400W Whiteboards
 1 x Unit E
 1 x Unit C
 1 x Unit A
 + Tote Trays & Cube Bins

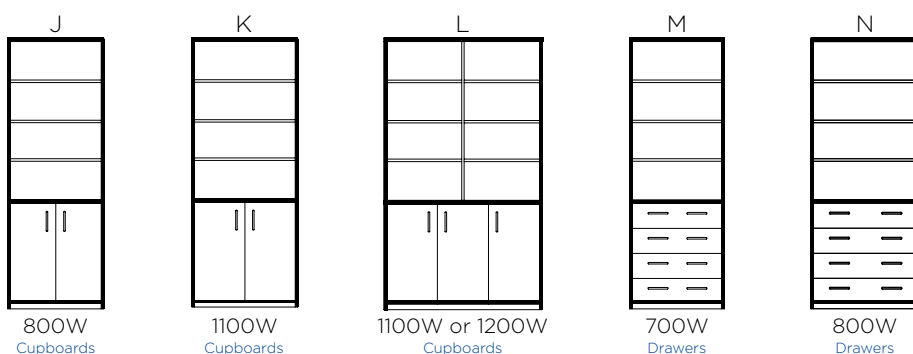


All dimensions in millimetres (mm) unless otherwise stated

400mm Deep Base Units



600mm Deep Base Units



Extra Options

Tote Trays

Small 400L x 270D x 75H
Large 400L x 270D x 150H
Grey | Red | Blue | Clear
Small \$7 | Large \$9



Cube Crates

Stand alone or stack
360L x 360D x 280H
Clear | Blue | Grey
\$15 each



DQLS - Acoustics

Cabinets can also be fitted with built-in acoustic absorbent coverings that can be customised in your choice of colour, design or branding.



Locks

Add locks to whiteboards, doors and drawers for secure storage of televisions, devices and other resources
Locks on doors - \$45
Locks on drawers - \$60
Locks on whiteboards - \$100

NB: Trays and Cube Crates sold separately

Our Team



Graham Lyons

Territory Account Manager

M 021 537 760

E graham@educatedfurniture.co.nz



Jono Mills

Territory Account Manager

Lower North Island & Upper South Island

M 021 537 740

E jono@educatedfurniture.co.nz



Campbell Norman

Territory Account Manager

Far North & Central North Island

M 020 4068 6942

E campbell@educatedfurniture.co.nz



Jo Kingsbury

Territory Account Manager

Central & Lower South Island

M 022 398 9067

E jo@educatedfurniture.co.nz



Kirsty Hamilton

Office Administrator & Sales Support

P 09 430 8000

P 0508 645 397 (toll free)

E sales@educatedfurniture.co.nz

EF Sweet Seventeen Colour range



(SKU: 176)

EN One Chair

All you need in a chair.

Exclusive to Educated Furniture

Our very best polypropylene chair, the EN One's child friendly design offers fantastic ergonomics and all day comfort and flexibility.

It's easy to stack and can fit an incredible 21 high within a 2 meter space. The intelligent one piece form makes it simple to clean and is suitable for both indoor and outdoor use.



EN ONE3 Yrs 1 - 2

EN ONE4 Yrs 3 - 4

EN ONE5 Yrs 5 - 6

EN ONE6 Yrs 7 - 13

100% recyclable

Exceptional ergonomics

Huge 21 year warranty

Weight limit of 150kg

Lightweight, durable and stackable



Find out
more

Chairs and Stools

Pepper Stool

(SKU: 124)

With a contoured polypropylene seat, solid steel frame and plenty of colours to choose from, the Pepper Stool is sure to be a great addition to your classroom.

With three height options to choose from the Pepper Stool also caters to students from Year 1 through to Year 13.



MLE Stools

(SKU: 126)

Four heights available:
400, 450, 550, 660mm
19mm square steel frame
45mm thick foam seat
Non-skid rubber feet

We recommend choosing a very hard wearing stain resistant fabric that will withstand being punctured and can still be cleaned when required



Stools cater to students of all age groups

Envy Chair

(SKU: 234)

Polypropylene Seat
Quality chrome plated tubular frame
Free trolley with every 40 Envy Chairs ordered
NB White an indent colour



Stackable and linkable make these chairs ideal for school halls and auditoriums

Optional Extras

Additional trolleys can be purchased as required

IDENT COLOUR



Rainbow Chairs

(SKU: 117)

Polypropylene seat
Stackable (without arms)
Heavy duty frame with a grey hammertone powder coat finish



These little chairs are great for pre-school and primary school aged children and co-ordinate perfectly with our Melteca colours



Optional Extras:

Add arms
Add adjustable legs
Add adjustable legs and arms


Year 0-2 310H

Year 3-4 360H

ZTool

(SKU: 178)

660 x 570 x 400mm
Weight: 1.7 kg
Versatile work surface for writing or using laptops on the ground, in a chair or outdoors




Portable and stackable with no assembly required



Lightweight one-piece design

Optional Extras:

Ztool trolleys: **From \$265**



High Bob Stool

(SKU: 127)

The reinforced polypropylene shell and quality steel frame make this stool lightweight, strong and durable as well as very easy to clean.

Overall dimensions:
510W 535D x 660H

25mm round solid-welded steel frame



Flexible back providing posture support and allowing movement

Re-inforced, lightweight polypropylene shell



Titan Chairs

(SKU: 175)

Made from virgin polypropylene
160kg weight rating
(size 6 chair)
Stacked up to 12 high

5 sizes available
310 - 460mm high



- Size 2 - 310H Preschool
- Size 3 - 350H Year 1-2
- Size 4 - 380H Year 3-4
- Size 5 - 430H Year 5-6
- Size 6 - 460H Year 7-13

Teardrop Bean Bags

(SKU: 473)

Premium canvas
12 month warranty

Bean bags come pre-filled with liners inside

Black piping and air vents in base



Low Rider Chair

(SKU: 459)

MDF carcass, filled with high quality, high density NZ grade foam
470W x 610D
640H from bottom of the chair to the top of the back

Popular in library settings or quiet spaces in classrooms



Chairs can be placed together in a group or individually around a kneeler table or classroom table

Fritter Floor Cushions

(SKU: 172)

Size 500mm diameter
80mm thick
Heavy duty foam with vinyl cover
12 month warranty

Optional Extras:
Fritter trolleys: **From \$172**
Single trolley #472a (holds 10)
Double trolley #472b (holds 20)
Triple trolley #472c (holds 30)



Peekaboo Stool

(SKU: 302)

(min 4 stools per order)

Made from durable plastic, it is lightweight and stackable for easy storage. The award-winning design prevents the 'vacuum effect' when stacked together, and unstacks as easily as it stacks.

400W X 410D X 467H
Back: 50H
Seat: 340W x 300D

Easy to clean and no parts to repair

Soft peel shaped top acts as a backrest and carry handle

Easy to clean and no parts to repair



100% recyclable

Bloom Stool

(SKU: 303)

- 310H - Size 2 Year 0-2
- 370H - Size 3 Year 3-4
- 450H - Size 4 Year 5-13

Perfect for the classroom, the Bloom Stool is a motion seating solution that allows students to gently rock or wobble while simultaneously focussing on their school work.

Standard 330mm diameter for all sizes.
400W X 410D X 467H
Back: 50H
Seat: 340W x 300D

Rubberised base and seat feel secure and prevent slipping, even on smooth surfaces.

Strong, lightweight, easy to move and easy to clean.

Can be easily arranged into a group setting or used individually





(SKU: 180a)

Summit Chair

Complete with heavy duty steel frame, moulded seat and flexible back, the Summit Chair is a long lasting and great value multi-functional school chair.

Also available as a gas lift and an architectural gas lift.

A colour to suit any environment



A size to fit every age group

Sizes

Year 1-2
Year 3-4
Year 5-6
Year 7-13

Heights

310mm
360mm
400mm
450mm

Seat size

Small
Medium
Medium
Large

Colours



Yrs 1 - 2 Chair

Yrs 3 - 4 Chair

Yrs 5 - 6 Chair

Yrs 7 - 13 Chair

Emi Stool

(SKU: 271)

Made from recyclable UV treated polypropylene
No assembly required
Overall Height: 985
Seat: 475W x 475D



Light, stackable, portable and can stand up to unpredictable outdoor environments



Konfurb Hady

(SKU: 652)

600W x 615D x 845H
Both comfortable and stylish, making it perfect for drop down seating in open waiting areas, reception areas and meeting rooms
High-density foam
4 leg wooden base or chrome sled base



Can also be made in any of our Standard, High and Premium Quality Ranges as a custom requirement

Key Largo Ash (Quick ship)

Taurus Stool

(SKU: 254)

Size: 435W X 750H
Great for staff rooms, communal areas, or even in the classroom.



Comes in black with a chrome base



Comfortable, durable, easy to clean and stackable



Mocha Chair

(SKU: 700)

Three options available:
A - Mocha Standard
B - Mocha Large
C - Mocha Highback
D - Mocha 2 Seater
High density foam
Solid welded 25mm steel tube frame with black or silver powdercoating



Can be made in any of our Standard, High and Premium Quality Ranges

Contemporary small tub chair ideal for reception areas, meeting rooms or staffrooms

Buro Roma Mid Back Chair

(SKU: 240)

630W x 600D x 1120H
Back: 430W x 445H
Seat: 460-590H
130 x 48mm gas lift

Optional Extras:

Height and width adjustable arms
3 lever with seat slide
Customer specified fabric



Buro Metro II

(SKU: 244)

Overall: 630W x 610D x 995H
Seat size: 520W x 490D
Back size: 470W x 530H
Seat height: 470 - 660H

Independently adjustable seat and back tilt - free floating or lockable



Optional Extras:

Height adjustable arms | Polished ali base
3 lever with seat slide
4 lever mechanism with deluxe seat tilt and tension adjustment

Buro Roma HB 24/7

(SKU: 241)

Overall: 630W x 600D x 1180H
Seat size: 520W x 410-460D
Back size: 450W x 535H
Seat height: 460 - 590H

Built to withstand the rigours of multi-users without compromising on comfort or support



Optional Extras:

Soft PU castors
Customer specified fabric (seat only)

Buro Mentor

(SKU: 662)

635W x 640D x 1020H
Back: 485W x 575H
Seat: 515W x 480D

Synchronised seat and backrest angle with 4 position locking adjustment



Optional Extras:

Height and width adjustable arms
3 lever with seat slide
Customer specified fabric (seat only)

Black nylon of polished aluminium base

Buro Polo Stool

(SKU: 672)

580W x 580D x 615H
Seat: 615-860H
Height-adjustable drafting stool that promotes 'active sitting'

Rock side to side and swivel while sitting



Easy to sit on and get up off encouraging ongoing movement and postural change

Comes with the option to have glides or castors

Buro Dakota II

(SKU: 242)

Overall: 660W x 730D x 1150H
Seat: 470-535H
Back size: 500W x 720H
Seat height: 470 - 535H
A stylish heavy duty executive chair for any boardroom or office

Body weight tension adjustment

Fixed PU capped arm rests and 60mm castors



Black PU

Buro Revo Stool

(SKU: 671)

540W x 500D x 555H
Seat: 350 diameter
Height: 490 - 675H
Adjustable seat height
Great for work spaces, labs and classrooms

Optional Extras:

Architectural 270mm gas lift
Height adjustable chrome foot ring
Customer specified fabric



Black nylon or polished aluminium base

Black Vinyl

Storage and Display Solutions

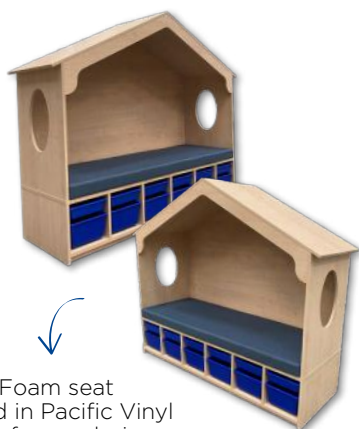
Reading Retreat

(SKU: 519)

1800L x 1600H x 600D
solid Melteca construction
Cubes/totes included
Choose between cube
crates, tote trays or
combination of both



50mm Foam seat
covered in Pacific Vinyl
colour of your choice



Single Sided Mobile Storage

(SKU: 26)

1200L x 300D x 1000H
Melteca construction
with solid matching back

Four adjustable
shelves for extra
versatility

Industrial rubber
wheeled castors for
easy movement



Also available
as a Double
Sided Mobile
Storage Unit
(SKU: 27)

Curved Library Units

(SKU: 66)

1360L x 525D x 1000H
Double sided unit for libraries and classrooms
Fixed curved shelves
Industrial rubber wheeled locking castors



Curved storage
on both sides



Fully mobile unit that
can be used as a
'partition' to separate
learning spaces

Library Tower Units

(SKU: 420)

700L x 700D x 1300H
Industrial rubber wheeled
locking castors

4 sided with 3
adjustable shelves
per side



Access on all
four sides for
book storage and
display

Can easily be
moved around the
library or
classroom



Storage Seat

(SKU: 519)

Seating and cubebox/
tote tray storage in one
piece
Available in four
standard sizes but
can also be made to
measure

Glides on base



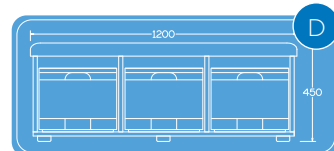
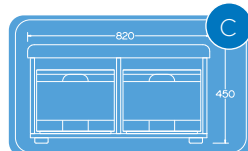
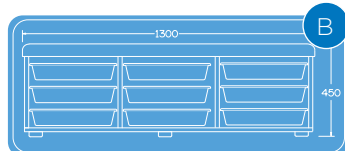
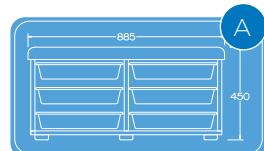
Available in all our melteca colours with a
50mm foam seat covered in Pacifica Vinyl
(or your choice of fabric)

A - 885L x 400D x 450H with 6 Small Tote Trays

B - 1300L x 400D x 450H with 9 Small Tote Trays

C - 820L x 400D x 450H with 2 Cube Crates

D - 1200L x 400D x 450H with 3 Cube Crates



Multi Storage Unit

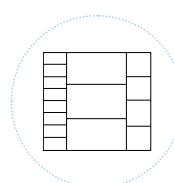
(SKU: 41)



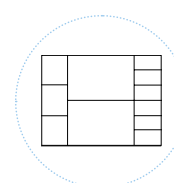
A Industrial rubber
wheeled castors

Shelves for storage of
games/puzzles and great
for maths, reading, art
equipment etc

B
4 large trays
8 small trays



C
3 large trays
6 small trays



A - 1200L x 1100H x 400D (20 small or 10 large tote trays)

B - 1200L x 900H x 400D (4 large & 8 small tote trays)

C - 1200L x 700H x 400D (3 large & 6 small tote trays)

Add Tote Trays | **Sizes:** Large \$9 Small \$7 | **Colours:** Clear, Blue, Red & Grey

EF Sweet Seventeen Colour range



Tote Trolleys

Double sided trolleys
Trays accessible from both sides
Twin wheel castors
Solid steel frame
Three sizes available
Trolleys can hold a combination of small and large trays



Single Trolley (SKU: 44)
600L x 570D x 710H
Holds 12 small trays or 6 large trays



Double Trolley (SKU: 45)
980L x 570D x 710H
Holds 24 small trays or 12 large trays



Triple Trolley (SKU: 46)
1390L x 570D x 710H
Holds 36 small trays or 18 large trays

Tiered Book Displays

Melteca construction
Solid matching back
Industrial castors

Six Tier (SKU: 18)
1200L x 500D x 1000H
6 tiers and 3 open shelves

Seven Tier (SKU: 17)
1200L x 500D x 960H
7 tiers and 1 open shelf

Optional Extras:
Vertiface backing or blue/grey pinboard



Check out our full range of Book Displays

Tote Storage (4 bays)

(SKU: 48)

A - 1200L x 400D x 900H
holds 32 small trays (8 per bay) or 16 large trays (4 per bay)
B - 1200L x 400D x 1100H
holds 40 small trays (10 per bay) or 20 large trays (5 per bay)
Unit can hold a combination of small and large trays

Keeps stationary, exercise books and other teaching resources organised

NB: Trays sold separately



Industrial rubber wheeled castors

Teacher's Storage Cupboard

(SKU: 58)

Keeps items concealed and the classroom tidy

Plinth base

Locks can be added for secure storage

Available in two sizes
A 1200L x 1200H x 400D - Adjustable shelves
B 1200L x 1800H x 400D - 1 fixed & 2 adjustable shelves



Cube Box Storage

(SKU: 51 & 52)

1600L x 1200H x 400D
Comes with or without the cube boxes

Holds 12 cube boxes

Great in storage areas & resource rooms

Also available in 9 cube box size 1200L x 1200H x 400D



Tote Tray Unit

(SKU: 77L)

A - 900L x 420D x 690H
3 bays of trays
B - 1200L x 420D x 690H
4 bays of trays
Each bay fits 6 small tote or 3 large tote trays

Units 690 high for easy access by smaller children

Add your choice of large and/or small tote tray

Mobile on industrial castors



Tote Tray & Cube Box Unit

(SKU: 50)

1650L x 1100H x 400D
Industrial rubber wheeled castors for portability

Storage Galore - shelves for resources and equipment etc

Holds 3 large and 6 small tote trays as well as 4 cube boxes



Tote Trays (SKU: 42)
Small 400 x 270 x 75
Large 400 x 270 x 150
Grey | Red | Blue | Clear



Cube Crates (SKU: 43)
Stand alone or stack
360L x 360W x 280H
Clear | Blue | Grey



EF Sweet Seventeen Colour range



Soft Furnishings

Cayo Booths

(SKU: 841)

Four sizes available:

- A** - Chair - 800W x 680D x 1100H
- B** - 2 Seater - 1400W x 680D x 1100H
- C** - 2.5 Seater - 1600W x 680D x 1100H
- D** - 3 Seater - 1800W x 680D x 1100H

Provide a sense of privacy and comfort, allowing focused work without distractions.



Heavy duty, high density foam cushions and padding for exceptional comfort

Available in our Standard Quality, High Quality and Premium Quality ranges. See our website for swatches.

Malibu Booths

(SKU: 707)

Five sizes available:

- A** - Chair - 850W x 680D x 1400H
 - B** - 2 Seater - 1500W x 790D x 1400H
 - C** - 2.5 Seater - 1700W x 790D x 1400H
 - D** - 3 Seater - 1950W x 790D x 1400H
 - E** - 4 Seater - 2400W x 790D x 1400H
- Ideal as free standing seating in breakout spaces, libraries and other open spaces. NZ Made



Strong steel legs and high density fixed foam cushions for exceptional comfort

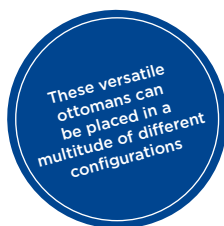
Available in our Standard Quality, High Quality and Premium Quality ranges. See our website for swatches.

Quarter Ottomans

(SKU: 460)


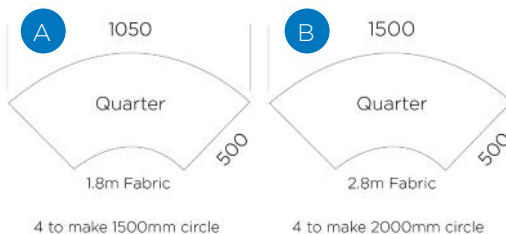
Two sizes available:

- A** - 1050W x 500D
 - B** - 1500W x 500D
- Can be made at 350, 400 or 450H
Made with glides only
Available in our Standard Quality, High Quality and Premium Quality ranges



Four quarter ottomans can be placed together with a round table to create an additional work surface

- A's - use a 900 diameter table
- B's - use a 1200 diameter table



Apollo Couches

(SKU: 486)

A versatile, compact armless chair with high density foam
All options 750D and 780H

- Chair** - 570W
- 2 seater** - 1100W
- 2 1/2-seater** - 1470W
- 3-seater** - 1640W

Available in our Standard Quality, High Quality and Premium Quality ranges.



Comes with metal powdercoated chrome legs



Appian Couches

(SKU: 703)

Modern, sophisticated and comfortable armchair design that works well in receptions, waiting areas and staffrooms
Seat height: 450H

- A** - Small Arm Chair 720W x 760D x 860H
- B** - Large Arm Chair 760W x 760D x 980H
- C** - 2 Seater Sofa 1240W x 760D x 860H
- D** - 2.5 Seater Sofa 1610W x 760D x 860H
- E** - 3 Seater Sofa 1780W x 760D x 860H



Available in our Standard Quality, High Quality and Premium Quality ranges. See our website for swatches.

ViewBoard® Interactive Displays

ViewSonic® IFP50-5 Series

NEW
product

We're excited to be collaborating with ViewSonic to bring you the ViewSonic® IFP50-5 Series Interactive Displays.

Designed to help classrooms connect, collaborate and create, the newly upgraded IFP50 series of interactive displays delivers exactly what you need to drive engagement, energise and motivate students, and make teaching more fun.

Connect | Collaborate | Create



Engage Skillfully

Prepare, present and participate with myViewBoard whiteboard



Write Smoothly

Ultra-fine Touch Technology with 40-point Touch



Connect Instantly

USB-C one cable solution

Sizes 55" - 86"

from \$3564 for the 55"
excluding install and freight

to \$8520 for the 86"
excluding install and freight

Get in touch with your EF Territory Account Manager for more information and to book a demonstration.

Featuring state-of-the-art touch display technology, ViewBoard interactive displays deliver an ultra-smooth, natural handwriting experience.

With stunning 4K resolution, upgradeable slot-in PC options, and secure myViewBoard® software, these interactive displays offer a customisable, secure, and future-proof whiteboarding solution for any classroom or huddle space.

From the classroom to the conference room, myViewBoard empowers teachers and students like you to work, teach and learn in your own way.



Contact us for a quote!

✉ sales@educatedfurniture.co.nz

☎ 0508 645 397  educatedfurniture.co.nz