

Accessories | Sold separately



**Manual Button Box**  
Operators use this to control the barrier from the booth.

**Signal Light**  
Red/green light switchable mode to indicate barrier gate status

**Anti-Collision Accessory**  
It buffers the impact of accidental vehicle collisions. The pole can be manually reset after separation.

**Emergency barrier-lifting module**  
To ensure vehicle entry after power outage, the gate will automatically raise.

**Barrier Gate Battery Box**  
Powers the gate during an abnormal power outage  
*\*Note: The box has no battery; purchase separately.*

**Anti-Fall Coil**  
When vehicles pass, the Anti-Fall Coil signals the detector to maintain elevation as needed.

**Vehicle Detector**  
Converts electromagnetic signal to digital and outputs to camera or barrier gate to prevent accidental fall.

**Anti-Fall Radar**  
Millimeter-wave radar technology detects moving objects and prevents collisions with pedestrians & vehicles.

## FAQs

### How many remote controllers does one barrier gate support?

Supports up to 64 remote controllers as standard.

### How far is the remote controller range?

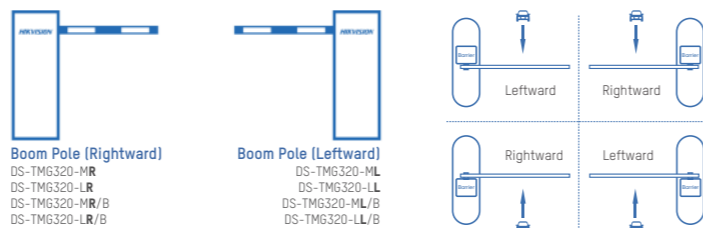
Up to 20 m.

### How to integrate the barrier gate with third-party devices?

The Rising Control/Falling Control/Stopping Control/GND interface needs to receive the switch signal. Closing the Open and GND connections opens the gate. To keep the gate open, the input signal of Open and GND should be continuously on. The gate can be closed only when the input signal disappears.

### Differentiating left and right sides of the barrier gate

The front side faces the barrier body with the Hikvision logo. If the pole is on the right side of the body, it's rightward; otherwise, it is leftward.



# Hikvision Barrier Gate 32 Series

Easier to fit, simpler to set

DS-TMG32X

Entry-level



www.hikvision.com  
support@hikvision.com



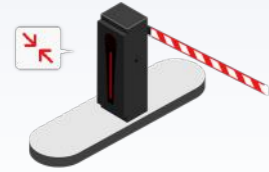
**HIKVISION**

**HIKVISION**

# DS-TMG32X Entry-level

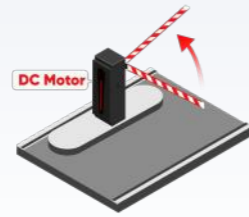
The 32 Series Barrier Gate features simple, smooth lines and delicate craftsmanship. It adopts a separated design of the main body and the boom pole, enhancing compatibility, enriching combinations, and offering more flexible choices. It supports convenient app management for easy operation and maintenance, enabling efficient vehicle access control at entrances of residential communities, industrial parks, office buildings, etc.

## Key Features



### Compact Design

Easily fits into constrained spaces, ensuring versatile installation options.




### DC Brushless Motor

Precisely controls the rising and falling, ensuring stable operation.




### Separated Design

The separated design of the main body and the boom pole boosts product combination, variety, and flexibility.



### Configuration via APP

The app pairs with the gate via Bluetooth, enabling operations like setting the gate state and pole-lifting speed.



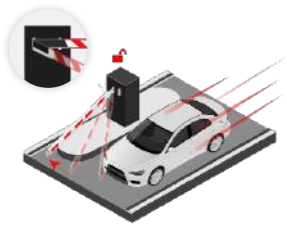
### Rich Pole Options

Choose from straight, telescopic, and folding poles, as well as light-strip straight and folding poles.




### Cabinet Appearance Options

The cabinet comes in styles with or without body lights. Two colors are available for individual needs.



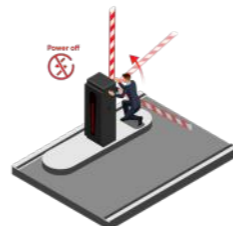
### Anti-collision Function

To prevent deformation or breakage, the anti-collision boom pole detaches from the gate upon vehicle contact.  
\*Must be paired with anti-collision accessories. Only straight poles up to 4 m long are supported.



### Surge Protection

Prevents electrical damage, reduces downtime, and ensures stable equipment operation.



### Power-off Lift

Supports manual or automatic rising during a power outage.  
\*Automatic lifting requires a separately-ordered emergency barrier-lifting module.

## Product specifications

### Barrier Housing Specifications

Material	SGCC
Boom Pole Height	880 mm
Barrier Housing Thickness	1.5 mm
Body Indicator	Optional
Color	Dark Gray


### General Specifications

Motor Type	24V DC Brushless Motor
Design Lifespan	2.5 Million
Boom Pole Falling Delay	1-600 s
Bluetooth	Supported
Remote Control Freq.	433.5 MHz
Power Supply	110-220 VAC
Consumption	DS-TMG320-ML/DS-TMG320-MR: 100W DS-TMG320-LL/DS-TMG320-LR: 150W DS-TMG320-ML/B and DS-TMG320-MR/B: 102.5W DS-TMG320-LL/B and DS-TMG320-LR /B: 152.5W
Weight	37.79 kg (83.31 lb.)
Dimensions	1040 × 340 × 298.3 mm (40.94 × 13.39 × 11.74 inch)

## Structure & Components

		Spares	Images
	1	DC Motor	
	2	Spring	
	3	Switching Power Supply	
	4	Control Box	
	5	Chuck	
	6	Remote Controller	

\*Included with purchase



# Product Showcase

Barrier Gate Model	DS-TMG320-ML(/B) DS-TMG320-MR(/B)					
Barrier Gate Picture						
Boom Pole Model	DS-TMG001-3D		DS-TMG002-3D	DS-TMG001-6L	DS-TMG002-6L	
Boom Pole Type	Octagonal Pole	Telescopic Pole	Folding Pole	Light Pole	Light Folding Pole	
Boom Pole Picture						
Length	3 m   4 m	2.6-4 m	1.5+1.5 m	3 m	1.5+1.5 m	
Rising Speed	3 s   3.5 s	3.5 s	3 s	3 s	3 s	
Falling Speed	3 s   3.5 s	3.5 s	4 s	3 s	3 s	
Anti-collision Function	✓   ✓	✓	-	✓	-	

Barrier Gate Model	DS-TMG320-LL(/B) DS-TMG320-LR(/B)			
Barrier Gate Picture				
Boom Pole Model	DS-TMG001-3D	DS-TMG002-3D	DS-TMG001-6L	DS-TMG002-6L
Boom Pole Type	Telescopic Pole	Folding Pole	Light Pole	Light Folding Pole
Boom Pole Picture				
Length	3.6-6 m	2+2 m   2.5+2.5 m	4 m	2+2 m
Rising Speed	6 s	4 s   5.5 s	3.5 s	4 s
Falling Speed	6 s	4.5 s   5.5 s	3.5 s	4.5 s
Anti-collision Function	-	-	✓	-
Built-in Bracket				

\*Note:  
 · Only straight poles ≤4 m in length (octagonal/telescopic/light boom poles) support the anti-collision function.  
 · The baseline model does not support the anti-collision function. Please order anti-collision accessories separately.

# Barrier Gate Configuration Tool

The Barrier Gate APP connects to the barrier gate via Bluetooth. It allows for tasks like pairing the gate with remote controllers, getting and setting gate parameters, controlling the gate, and querying/exporting logs, enabling fast and easy gate management.

