

CATHOLIC FAITH
TEACHING
MANUAL

LEVEL 2 : POST COMMUNION



BY FATHER RAYMOND TAOUK

Catholic Faith Teaching Manual

Level 2 : Post Communion Level



Whatever you do, think of the
Glory of God as your main goal.

~ John Bosco

Copyright © 2020 by Father Raymond Taouk . All rights reserved.

“No part of this publication may be reproduced, distributed, or transmitted in any form or by any means, including photocopying, recording, or other electronic or mechanical methods, or by any information storage and retrieval system without the prior written permission of the publisher, except in the case of very brief quotations embodied in critical reviews and certain other noncommercial uses permitted by copyright law.”

Co published with JMJ Catholic products.
www.jmjcatholicproducts.com.au
Email : jeanette@jmjcatholicproducts.com.au

ISBN: 9780645021912


TABLE OF CONTENTS

		<i>Page</i>
Lesson 1	Catechism Questions 1, 2, 3	9
	Prayer : Grace before meals	10
	Bible	11
	Bible Story : Joseph hated by his brothers	12
	The Saints : Saint John Bosco	14
	The Rosary	16
	The history of the Rosary	17
	General : The Chasuble	18
Lesson 2	Catechism : The main purpose of mans existence (Questions 4, 5, 6, 7)	22
	Prayer : Grace after meals	24
	Bible Story : Joseph in prison	25
	The Saints : Saint Patrick	26
	The Rosary : Joyful, Sorrowful and Glorious	28
	How to say the Rosary	29
	General : The Chasuble	30
	Lesson 3	Catechism : God and his perfections (Questions 8, 9, 10)
Prayer : The decade Prayer		35
Bible Story : Pharaohs Dream		36
The Saints : Saint Christopher		38
The Rosary : first and second Joyful mysteries		40
General : The Biretta		41
Lesson 4		Catechism : God and His Perfections (Questions 11, 12, 13)
	Prayer : Act of Contrition	45
	Bible Story : The Famine	46
	The Saints : Saint John Vianney	48

		<i>Page</i>
Lesson 4	The Rosary : The Third Joyful Mystery	50
	General : The Communion Plate	51
Lesson 5	Catechism : The Unity and Trinity of God	
	(Questions 14, 15, 16)	54
	Prayer : The Angelus	55
	Bible : The Story of Moses (Part 1)	56
	The Saints : Saint Bernadette	58
	The Rosary : fourth and fifth Joyful mysteries	60
	General : The Altar	61
Lesson 6	Catechism : Creation and the Angels	
	(Questions 17, 18, 19, 20)	64
	Prayer : The Regina Coeli	65
	Bible Story : The Story of Moses (Part 2)	66
	The Saints : Saint Veronica	68
	The Rosary : first and second Sorrowful mysteries	70
	General : The Tabernacle	71
Lesson 7	Catechism : Creation and the Angels	
	(Questions 21, 22, 23)	74
	Prayer : Apostles Creed	75
	Bible Story : The Story of Moses (Part 3)	76
	The Saints : Saint Simon of Cyrene	78
	The Rosary : third and fourth sorrowful mysteries	80
	General : Holy Water	81
Lesson 8	Catechism : The Creation and Fall of Man	
	(Questions : 24, 25, 26, 27)	84
	Prayer : Hail Holy Queen	85
	Bible Story : The Golden Calf	86
	The Saints : Saint Thomas Aquinas	88
	The Rosary : fifth Sorrowful mystery	90

		<i>Page</i>
Lesson 8	General : The Seven Corporal works of Mercy	91
Lesson 9	Catechism : The Creation and the fall of man.	
	(Questions 28, 29, 30, 31)	94
	Prayer : The Pardon Prayer	95
	Bible Story : The flight into Egypt	96
	The Saints : Saint Anne	98
	The Rosary : first and second Glorious mysteries	100
	General : The Seven Corporal works of Mercy	101
Lesson 10	Catechism : Actual Sin	
	(Questions 32, 33, 34)	104
	Prayer : The Fatima Prayer to the Holy Trinity	105
	Bible Story : Jesus in the temple	106
	The Saints : Saint Dominic	108
	The Rosary : third Glorious mystery	110
	General : The Seven Corporal works of Mercy	111
Lesson 11	Catechism : Mortal Sin	
	(Questions 35, 36, 37)	114
	Prayer : Prayer to Our Guardian Angel	115
	Bible Story : The Baptism of Jesus	116
	The Saints : Saint Angela Merici	118
	The Rosary : fourth and fifth Glorious mysteries	120
	General : The Seven Corporal works of Mercy	121
Lesson 12	Catechism : Venial Sin	
	(Questions 38, 39)	124
	Prayer : The Fatima Sacrifice Prayer	125
	Bible Story : Jesus first miracle	126
	The Saints : Saint Rosa of Lima	128
	The Rosary : October the month of the Holy Rosary	130
	General : The Seven Corporal works of Mercy	131

		<i>Page</i>
Lesson 13	Catechism : The Incarnation	
	(Questions 40, 41, 42)	134
	Prayer : The Fatima Eucharist Prayer	135
	Bible Story : Jesus calms the storm	136
	The Saints : All Saints	138
	The Rosary : The Story of Fatima (Part 1)	140
	General : The Seven Corporal works of Mercy	141
Lesson 14	Catechism : The Incarnation	
	(Questions 43, 44, 45)	144
	Prayer : Eternal Rest	145
	Bible Story : The Loaves and the Fishes	146
	The Saints : Saint Nicholas	148
	The Rosary : The Story of Fatima (Part 2)	150
	General : The Seven Corporal works of Mercy	151
Lesson 15	Catechism Questions 1 to 7	154
	Catechism Questions 8 to 16	155
	Catechism Questions 17 to 27	156
	Catechism Questions 28 to 37	157
	Catechism Questions 38 to 45	158







Lesson 1



Level 2

Post Communion Level





Catechism



Each Lesson we are going to study catechism questions. This is the most important part of your lesson. You must learn these questions by heart so that you will come to know a great deal about God and His wonderful creations.

1. Who made us ?

God Made us

2. Who is God ?

God is the supreme Being, infinitely perfect, Who made all things and keeps them in existence.

3. Why did God make us ?

God made us to show us His goodness and to share with us His everlasting happiness in heaven.

We are here on this earth to know, love and serve God and to be happy with Him forever in Heaven. Nothing else matters, it does not matter if we are rich, famous, or smart. What matters is that we love God with all our heart, with all our mind and with all our strength. Let us learn from this catechism lesson to always do everything for God.

Question 1 ❖ Who is God ?

Question 2 ❖ Why did God make us ?

Prayer

GRACE BEFORE MEALS

Bless us O Lord and these gifts,
of which we are about to receive,
through Christ Our Lord.
Amen

Before breakfast, lunch and tea, we should never start our meal before asking for God's blessing upon us and the food we are about to eat.

Depending on family custom, we may say our Grace before Meals standing behind our chair or when we are seated.

We make the Sign of the Cross, say our Grace and then finish with the Sign of the Cross.

Be careful not to rush these prayers like many hungry children that often do.



Question 3 ❖ When should we say *Grace before meals*?

Question 4 ❖ Why do we say *Grace before meals*?

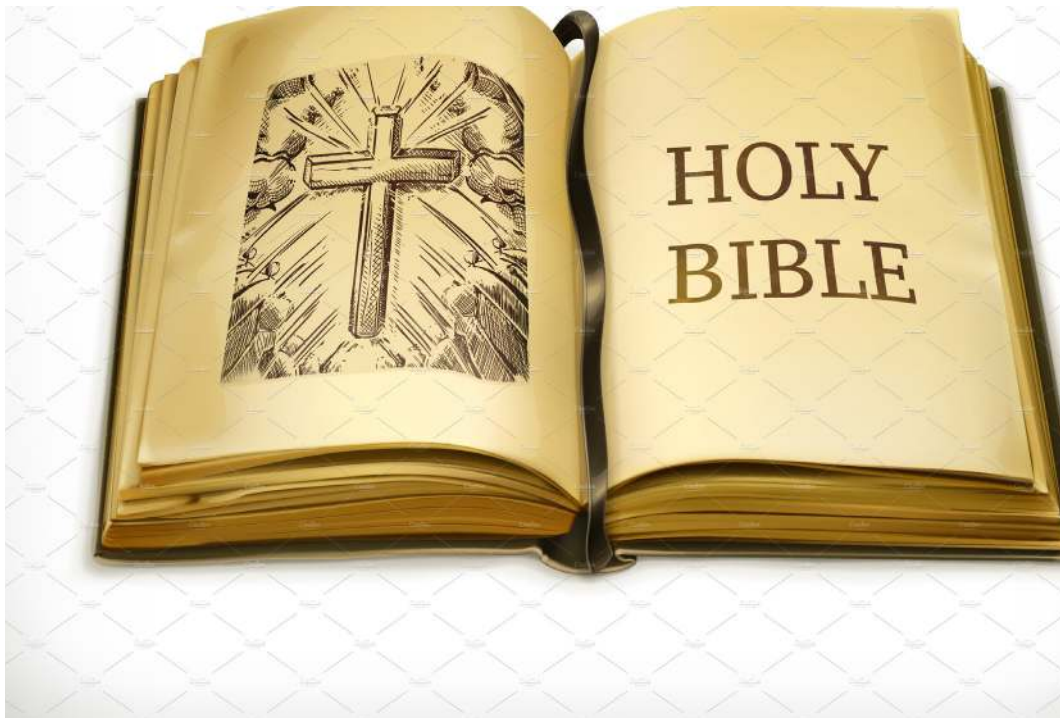
Bible

Each lesson we are going to present a story from the bible. It may come from the Old Testament (before Jesus was born) or from the New Testament (after Jesus was born).

Stories from the Bible are very important for us because God Himself through the sacred authors, wrote the Bible, so everything we read in the Bible is true.

Question 5 ❖ Is the Old Testament before or after the birth of Jesus?

Question 6 ❖ Is everything we read in the Bible true?





Bible Story



Joseph hated by his brothers

Joseph was the son of Jacob, who was the son of Isaac, who was the son of Abraham. He had eleven brothers. Joseph was so good and so obedient that his father loved him more than any of his brothers.

To show his love, Jacob gave Joseph a coat of many colors, this made his brothers very angry. One day they committed a wicked deed and Joseph told his father about it, this made them hate him even more.


After some time, Joseph was sent by his father to the field where his brothers were feeding their sheep. When he reached them, they stripped him of his coat and threw him into a pit, they then sold him to merchants who passed by on their way to Egypt.

The brothers dipped Josephs coat in blood and sent it to their father. When the old man saw it, he said “It is my sons coat; a wild beast has eaten him” and he wept for his beloved boy. The merchants who bought Joseph took him to Egypt where he was cast into prison.

Question 7 ❖ Who was Josephs father?

Question 8 ❖ What made Josephs brothers very angry?

Question 9 ❖ Where did the merchants take Joseph?





The Saints



Saint John Bosco

Saint John Bosco lived in northern Italy as a priest who loved children. He started a Religious order called the Salesians, who spent their lives helping and working with children.

St Bosco had a great devotion to Our Lady, under the title of “Mary, Help of Christians. In fact, he built a huge basilica in her honor.

He could read the souls of the boys he taught. If they committed a mortal sin, he could read it on their foreheads.

Everywhere he went, there were great miracles; people were being converted, broken bones being mended, raising people from the dead and much more.

He also had many dreams, these dreams were actually messages from God and Our Lady telling Don Bosco what to do. His first ‘dream’ was when he was nine years old. In this dream, Mary told him that his life was to look after boys, to make the bad boys good. He spent his whole life doing this. Among his students was Saint Dominic Savio.

Don Bosco also took care of girls, he also started up the Salesian Nuns (daughters of Mary) to look after them.

Don Bosco died on January 31st 1888, which is now his feast day. He is now in heaven praying for all children of the world.

Question 10 ❖ What Religious Order did Saint John Bosco begin?

Question 11 ❖ Under what title did Saint John Bosco have a devotion to Our Lady?

Question 12 ❖ When is Don Bosco’s feast day ?



The Rosary

In Level two, we are going to study the Holy Rosary in depth.
We are going to look at its history, how to say it and why we should say it every day.
We are going to see why it pleases Our Blessed Mother so much.
By learning about the Rosary , we are learning about Mary.



The Rosary

In this first lesson, we are going to learn about the history of the Rosary and where it came from.

Over 800 years ago, a man named Dominic was born. He was sent to become the great Saint Dominic. When Saint Dominic was a young man, there were many evil men who hated Jesus and hated truth. They were called Albigensian. They destroyed homes, they burned churches and they killed Catholics, especially priests and nuns.

St Dominic fought against the Albigenses by starting a religious order called the 'Order of Preachers'; they are usually referred to as Dominicans.

To help Saint Dominic, Our Blessed Mother appeared to him and gave him a most powerful weapon, a spiritual weapon, the Holy Rosary. Our Lady taught him to pray the Rosary and now because of Saint Dominic, the Catholic world now prays the Rosary of Our Lady.

There have been so many miracles through the Rosary over the years, which we will learn in later lessons.



Question 13



To whom did Our Lady give the Rosary?

Question 14



What type of weapon is the Rosary?



General



The Chasuble

The Chasuble is the outer vestment we see priests wear during Mass. Chasuble comes from the Latin word *casula* which means a *little house*.

There are two types of chasuble. The illustration on the next page is of a Gothic chasuble which is long and flowing.

The other type of chasuble is called a Roman Chasuble. This type of Chasuble is smaller and gives more freedom to the arms.

Depending on the feast, the priest wears different color chasubles. The colors he uses are as follows :

- White → Worn on the feasts of Our Lord and Our Lady, confessors and Popes.
- Red → Worn for the Holy Ghost and for martyrs.
- Violet (purple) → Worn during Lent
- Green → Worn on Sundays after Pentecost
- Black → Worn on Good Friday and masses for the dead.
- Rose (pink) → Worn on the 4th Sunday in Lent and 3rd Sunday in Advent
- Gold → Used on great feasts in the place of white and red.

Question 15 ❖ How many different color vestments can be worn?

Question 16 ❖ What are the 2 types of Chasuble?



The Catholic Faith Teaching Manual (Level 2, Post Communion) provides a Traditional Catholic learning resource for children aged 10 or older who have already completed their first Holy Communion.

It is part of a series of books that has 5 levels designed for Primary school children from Grade 2 to Grade 6.

It introduces the fundamentals of the Catholic faith which incorporates both the tradition and the beauty.

The manual is ideal for schools and homeschooling. The manual can be taught over a year or in months depending on your preference.

The teaching manual takes a step by step approach in explaining all facets of the faith, it assumes the child has little or no knowledge. The teaching manual is also a starting point for those adults who are beginners in the Catholic faith.

The Catholic Faith Teaching Manual contains 15 lessons, which include Catechism questions, Bible stories, Sacraments, Lives of the Saints, Prayers and Church Sacramentals. Each level has simple questions throughout to help children remember the truths of the faith.

At the completion of level 2, the child will have a thorough knowledge of Catholic truths, be familiar with bible stories, prayers and the lives of saints. They will have a deeper understanding of Catholic traditions and devotions.

The child will learn prayers such as the "The Angelus" . The student will become more familiar with Old and New Testament bible stories, such as the trials of Joseph and Moses. They will learn about the Rosary, it's mysteries, history and Our Lady of Fatima, and introducing more wonderful lives of the saints. The Seven corporal works of Mercy are presented and explained in this Level.

The Catholic Teaching Manual is a perfect continuation of Level 1, by expanding on the truths learnt in Level 1. It is full of illustrations and high quality photographs to help express the faith in its full glory while educating the child.

CATHOLIC FAITH TEACHING MANUAL SERIES

Level 1 : Holy Communion (Age 9-10, Grade 2/3)

Level 2 : Post Communion (age 10, Grade 3/4)

Level 3 : Intermediary Level (age 11, Grade 4)

Level 4 : Pre confirmation Level (age 11-12, Grade 5)

Level 5 : Confirmation Level (age 12-13, Grade 6)



www.jmjcatholicproducts.com.au