



Chiropractic Tables Solutions

ELITE
CHIROPRACTIC TABLES



Exclusive to OrthoCanada

ELITE

CHIROPRACTIC TABLES

Elite Chiropractic Tables, a Canadian-based manufacturer, is a trusted provider of high-quality tables. With a focus on innovation and craftsmanship, their Canadian-made tables are renowned for durability, comfort, and optimal patient support. Offering a wide range of tables and customizable options, Elite caters to the diverse needs of clinics, ensuring that every chiropractor can find the perfect fit for their practice. Designed to enhance clinic workflow and provide exceptional patient experience, Elite has earned an excellent reputation in the industry.



Elite EQ-EA-3 Electric
Elevation Table with 3 Drops

Elite Electric & Pump Elevation Tables with 3 Drops

The Elite Electric & Pump Elevation Tables combine a smooth and quiet height adjustability. They boast a multidirectional headpiece and include cervical, thoracic, and pelvic drops. Additionally, raised thoracic and pelvic sections, along with a convenient slide out ankle extension, come as standard features. Also available with 1, 2 and 4 drop configurations. Lifting capacity 500lb.

EQ-EA-3	21"W X 69-75"L	Electric Elevation, 8" of Height Adjustability
EQ-E3-3	21"W X 69-75"L	Pump Elevation, 6" of Height Adjustability



Standard Features



Multidirectional Headpiece with Tilt, Elevation & Cushion Spread



Elevating Thoracic & Pelvic/ Lumbar Sections (each tilt upward to 15°)



Knee Break with Ankle Extension (adjusts up 20°, down 10°)



Elite EQ-E3-2 2-Drop Pump Elevation Table

Optional Upgrades



Abdominal Breakaway



HP-FLEX Headpiece Includes all the features of the standard headpiece plus flexion & traction



HP-FLEX-L Headpiece Includes all the features of the HP-FLEX headpiece plus lateral flexion

ELITE

CHIROPRACTIC TABLES

Elite Automatic & Manual Flexion

The Elite Automatic & Manual Flexion Table includes motorized and manual flexion, lateral flexion, and a multidirectional headpiece. The table can be upgraded to include drops, pelvic rotation, electric height adjustability and long axis distraction. Lifting capacity 500lb.

EQ-AUTO-MAN-FLEX 21"W X 78"-84"L



Elite EQ-AUTO-MAN-FLEX
shown with 4 drop configuration
& elevation

Standard Features



Multidirectional Headpiece with Tilt, Elevation & Cushion Spread



Elevating Thoracic & Pelvic/ Lumbar Sections (each tilt upward to 15°)



Knee Break with Ankle Extension (adjusts up 20°, down 10°)



Flexion Handle



Elite Automatic Flexion

The Elite Automatic Table includes motorized flexion, lateral flexion, and a multidirectional headpiece.

The table can be upgraded to include drops, pelvic rotation, electric height adjustability and long axis distraction. Lifting capacity 500lb.

EQ-AUTO-FLEX 21"W X 76"-82"L

Elite EQ-AUTO-FLEX shown with 3 drop configuration & elevation

Optional Upgrades



22° Pelvic Rotation



6" Electric Distraction



Abdominal Breakaway

Family owned and operated since 1945, Hill Laboratories is a renowned manufacturer of high-quality chiropractic tables. Their commitment to innovation, craftsmanship and meticulously designed tables offers ergonomic features and advanced technology to enhance patient comfort and practitioner treatment delivery.



EQ-AIRFLEX II shown with optional power foot strips & rocker foot pedal

Hill Air Flex II

Perfect for chiropractors who want a full-featured manual flexion and distraction table (air-controlled) with the option of adding automatic flexion and automatic decompression (for a strictly Auto-Flexion Chiropractic Table, see Hill AFT). With patients counterbalanced on a cushion of compressed air, chiropractors appreciate the Air-Flex for its amazingly responsive treatment action. Lifting capacity 450 lb.


EQ-AIRFLEX 24"W x 68"-77"L x 21.5"-29"H



Optional Upgrades for the Air Flex II



Dual cervical & thoracic, lumbar & pelvic drops at your fingertips



Automatic Flexion
& Distraction

Hill AFT with Air Drops

Perfect for chiropractors who want a full-featured automatic flexion and complete air-drop table, without the need for manual flexion. The Deluxe AFT is one of the most versatile models, featuring variable speed flexion, electric adjustable height, four pneumatic auto drops and air controlled thoracic breakaway. Lifting capacity 450 lb.

EQ-AFTD 4"W x 68"-77"L x 21.5"-29"H



EQ-AFTD shown with optional drops, power foot strips, rocker foot pedal & patient handles

Hill HA90C Air Drop

The HA90C is equipped with the innovative Hill Air-Drop System, empowering chiropractors to conveniently select and administer one to four drops simultaneously from the convenient side-mounted control panel. The pneumatic components of the Air-Drop HA90C are neatly enclosed within the table's base skirting, supplied by a spacious air-storage tank and a discreet mini-compressor. The compressor operates quietly and replenishes the air-tank periodically, with cycles lasting approximately one minute. Lifting capacity 450 lb.

EQ-HA90C-AD 24"W x 75"L x 21.5"-31"H



EQ-HA90C-AD shown with
optional upgrades

Standard Features for the HA90C Air Drop



Dual cervical & thoracic, lumbar & pelvic drops at your fingertips



Tilting Headrest



Thoracic Spring Breakaway



Drop-Away Foot Section

Hill HA90C Manual Drop

The Hill HA90C is a highly sought-after chiropractic adjustment drop table known for its versatility. With a wide range of customizable options, this table can be tailored to suit a chiropractor's specific needs. Designed with both the chiropractor and patient in mind, the HA90C electrically adjusts in height from 22" to 35" for an ideal working height and for easy patient access. Lifting capacity 450 lb.

EQ-HA90C

24"W x 70"L x 22"-35"H



EQ-HA90C shown with optional upgrades

Common Upgrades for the HA90C Manual Drop



Thoracic & Lumbar Drop



Pelvic Drop



Thoracic Spring Breakaway



Drop-away Foot Section

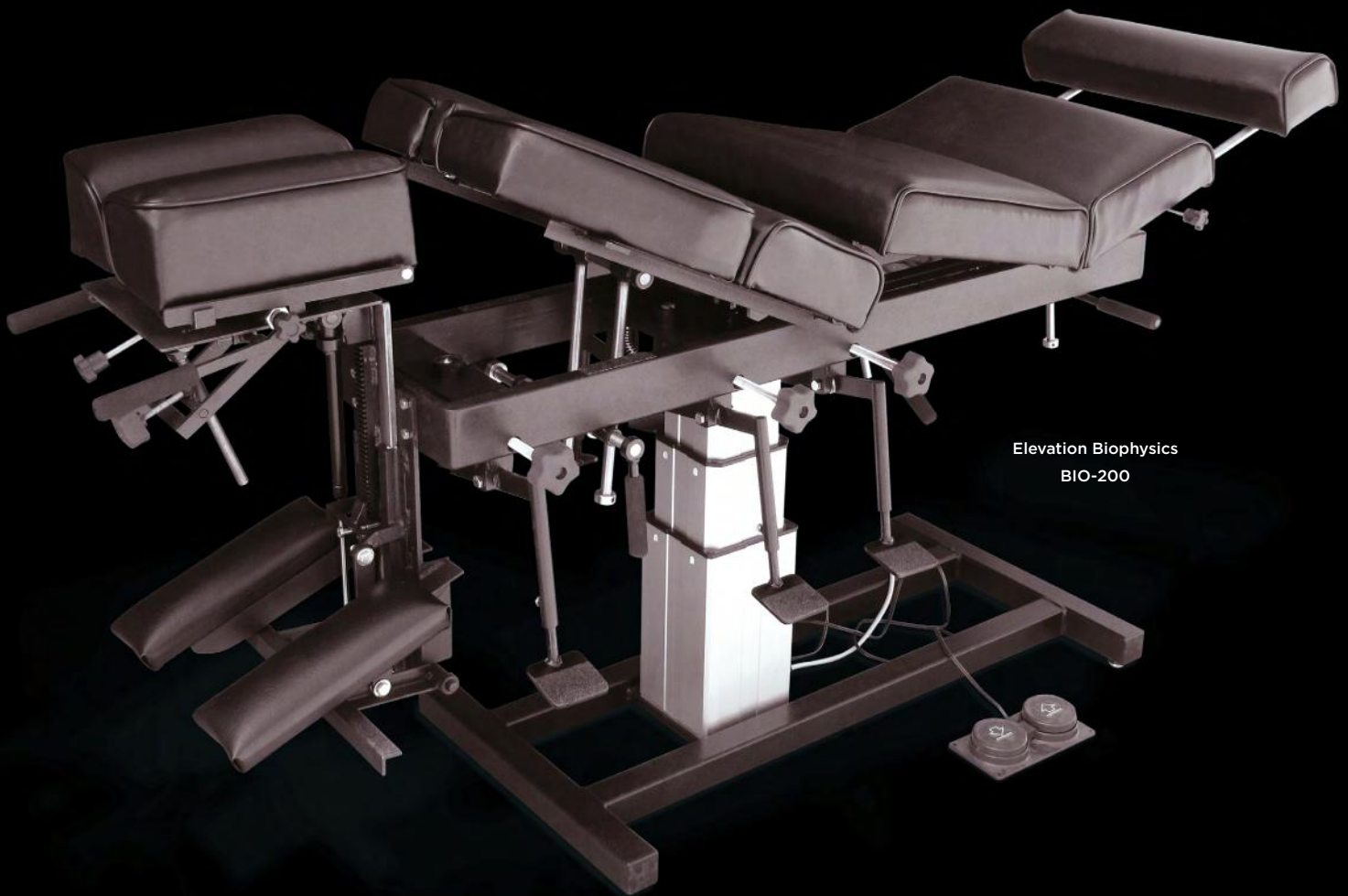
MT Tables

With over 30 years of experience, MT Chiropractic Tables is a leading manufacturer, maintaining a high standard of excellence. Their innovative and precise designs meet the unique needs of chiropractors, whether seasoned professionals or starting their own practice. They prioritize maximum comfort, functionality, and durability to ensure effective patient care.

Elevation Biophysics BIO-200

Includes all the features of the Stationary BIO-100, such as 5 drop selections and CBP headpiece, as well as electric elevation. Height ranges from 21" to 31".

EQ-MTBIO-200 21"W x 63" - 68"L x 21"-31"H



Elevation Biophysics
BIO-200





Translating headpiece allows you to mirror your patient's posture.



Raised thoracic section necessary for many Biophysics adjusting techniques.



Smooth lateral bending while elevated, translated or tilted.



Elevation Biophysics
BIO-200

Stationary Biophysics BIO-100


Includes forward and straight cervical, thoracic, lumbar and pelvic drops for precise adjustments. The versatile headpiece is capable of tilt and elevation with lateral bending and translation to accommodate CBP technique. Thoracic, lumbar, and pelvic sections elevate, while the foot section both elevates and extends.

EQ-MTBIO-100

21"W x 63"- 68"L



Biophysics
BIO-100



BTL Spinal Decompression

The BTL Spinal Decompression System is the ideal non-invasive alternative to spine surgery and drug-free pain management. The system uses decompressive forces to relieve pressure from the neural tissues causing sciatic pain in both the upper and lower extremities. The decompressive forces also mobilize the spinal joints and relax the surrounding soft tissues.

BTL-SDT-PREMIUM BTL Spinal Decompression



Spinal Decompression

Features

- Gentle and precise decompressive force increments of 100 g
- Adjustable patient positioning allows precise targeting of spinal segments
- Adjustable angle of pull
- Automated pre-intervention traction test
- Integrated heat therapy
- Can also be used for extremity traction



Various Treatment Positions



Pelvic Flexion

The adjustable pelvic tilt angle provides precise targeting of lumbar spine segments.



Semi-Upright

Allows gentle soft tissue stretching, ideal for treating patients with extremely sensitive tissues.



Prone Extension

Enhances pain relief through mechanical retraction of the targeted disc and its nucleus.



Roof Position

Ideal for increasing space between facet joints, reducing pressure on the nerve roots, and stretching the fascia.



Side-Lying

Transition position that promotes gentle relaxation of paraspinal muscles.



Inversion

Suppresses initial pain in patients with extremely sensitive neural tissues, unloads the spine and releases muscle spasms.



Provides gentle cervical traction



Secure harnesses & belt system for lumbar traction



Can also be used for extremity traction



Adjust the angle of pull for precise targeting

Your OrthoCanada Sales Consultants



Zach El-Shafei
zach.elshafei@orthocanada.com
1-800-561-0310 ext 8000



Karen Wright
karen.wright@orthocanada.com
1-800-561-0310 ext 1719



Razi Khaddage
razi.khaddage@orthocanada.com
1-800-561-0310 ext 1704



Jonathan Hamel
jonathan.hamel@orthocanada.com
1-800-561-0310 ext 2020

