

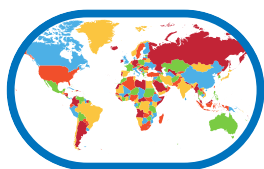

The logo of the Bluewater District School Board. It features a stylized blue 'B' with a green wave-like shape above it. The words 'BLUEWATER DISTRICT' are written in a semi-circle above the 'B', and 'SCHOOL BOARD' is written below it. The logo is set against a white background with a blue banner at the bottom.

Welcoming Multilingual Learners

A graphic featuring a yellow world map as a background. Overlaid on the map are several words in different languages, all meaning "welcome". The most prominent word is "WELCOME" in large, bold, white capital letters. Other visible words include "Bienvenue" (French), "Bienvenidos" (Spanish), "Willkommen" (German), "pożаловать" (Russian), "Vitamy" (Czech/Slovak), "mihi venis" (Latin), "datang" (Tagalog), "vita" (Italian/Latin), "do" (Slavic), "oh a" (possibly Hawaiian or informal), and "e" (likely part of "Europe"). The words are arranged in a layered, 3D effect, giving a sense of depth and global connectivity.

Who ARE our Multilingual Learners?

In Bluewater District School Board, we have over 1,100 multilingual learners representing over 60 languages.



Multilingual learners are children who are **born in Canada** or **born in another country** whose:

- first language is a language other than English; or
- main language spoken at home is a language other than English.

Multilingual learners may speak a little bit of English, a lot of English, or none at all!

Multilingual learners are an asset to our classrooms. Each multilingual learner brings unique **experiences, perspectives, interests, abilities,** and **literacy skills** in their home language.



How to Help

Use your home language as much as possible. Try:

- speaking with your child about what they are learning in school
- helping your child continue to grow their vocabulary by teaching them new words
- playing games, singing, listening to music, and watching videos together
- reading with your child and talking about what you have read
 - visit the library
- using technology to find dual-language books, games, and resources

Find books in your home language!

①



②



③



④



International
Children's
Digital Library

①



②



③



④



**Encourage your child to speak,
read and write in your home language!**

Hold Onto Your Language!

Keeping your home language strong is crucial for your child's academic and personal growth.

- Language is deeply connected to culture and heritage.
 - It helps children to maintain a strong sense of identity and pride in their culture.
 - Children can speak to family members who may not speak English, maintaining strong family bonds.
 - Children feel a strong sense of belonging.



- Students who continue to develop age-appropriate proficiency in their first language do better in school.
 - The stronger the foundation they have in their first language, the better they will do.
 - Multilingual students can develop stronger problem-solving and critical thinking skills.
 - The ability to switch easily between two or more languages increases cognitive flexibility.



- A strong home language makes learning other languages easier.
 - Students learn new vocabulary more readily.
 - Concepts learned in one language are easily transferred into another language.

What to Expect

Your first visit to the school may include:

- completing registration forms
- touring the school
- meeting staff members; and
- learning about your school, such as:
 - pick up/drop off times and routines
 - what your child will need to bring each day
 - Safe Arrival program
 - community support

Communication

- Parents/guardians and schools work together to support students. Please let your school know the best way to communicate with you, such as:
 - telephone, email, or text messages
 - whether an interpreter would be helpful



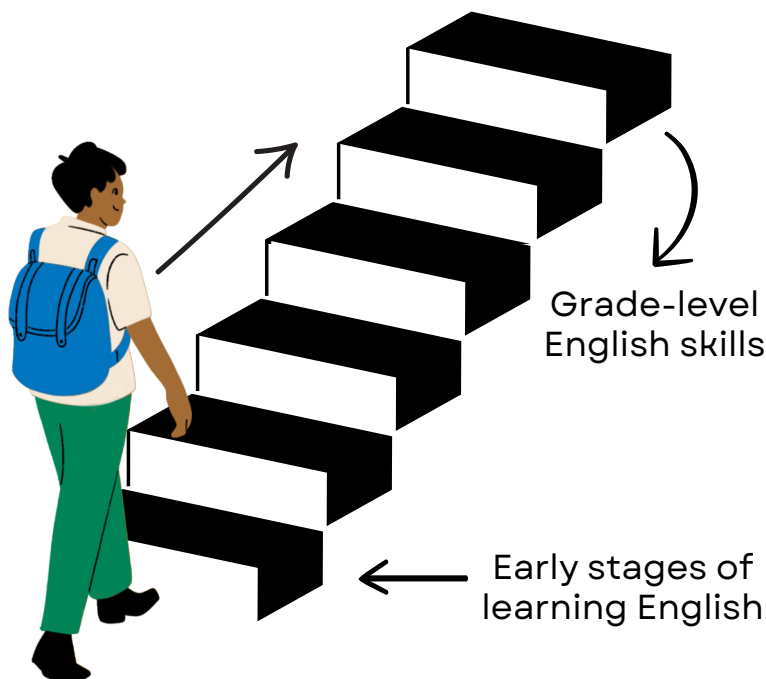
We are here to help. Please ask if you have any questions!

How do we support English proficiency development?

In Ontario, we support students' English language development using a six-step framework. Students' progress is updated twice a year.

This framework allows us to:

- determine the level of support your child may need
- monitor their progress as they learn critical skills in English:
 - oral language skills (speaking and listening)
 - reading skills
 - writing skills
- provide appropriate learning opportunities in the classroom to support your child as they learn English and grade-level curricular content



Support at School

Your child will be supported in the classroom. The level of support will change as your child becomes more proficient in English. Support will look different for each student.

Elementary school:

- Your child's teacher may work with a multilingual learner teacher to ensure that your child is supported in the classroom.
- Programming adaptations can be made to provide your child with learning opportunities that match their needs and support English language learning.

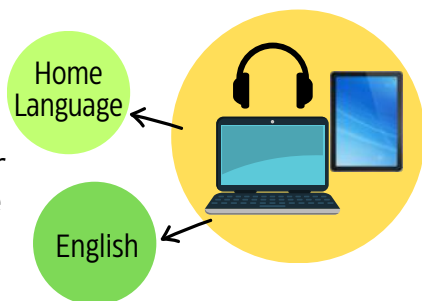
Secondary school:

Students can participate in English as a Second Language classes to develop skills in listening, speaking, reading, and writing. These classes are often virtual, but may also be in-person.

Technology

Technology can be used as a tool to support English language development as well as home language use in the classroom.

- dual-language dictionaries
- listening to online stories in multiple languages
- programs to develop speaking and listening skills:
 - Rosetta Stone
 - Lexia English
- translation tools:
 - translate text from one language to another
 - translate and transcribe voice input from one language to another



Connecting You with Your Community



For more information, visit the Bluewater District School Board's Multilingual Learners page or contact multilinguallearning@bwdsb.on.ca.



We are committed to working together to support your child's success.