 [mktg@rubberkingtyres.com](mailto:mktg@rubberkingtyres.com)

 [rubberkingtyres.com](http://rubberkingtyres.com)

 1800-313-8382

**OTR • FARM • INDUSTRIAL**  
TRUSTED PARTNER FOR BETTER TOMORROW™



**RESILIENT INDUSTRIAL**  
**SOLID TYRES**



# ABOUT RUBBER KING



We are a technology-driven Tyre Company supplying Butyl Inner Tubes, Industrial Solid Tyres, Automotive Flaps, Curing Bladders and Curing Air Bags to many of the leading automotive companies, both domestic and overseas.

With more than four decades of experience in manufacturing automotive rubber products, our customer centric, innovative approaches have made us a supplier of choice for many.

Rubber King is the flagship enterprise of the Gawarvala family, a family for whom quality means everything.

We are proud to have world-wide presence with a clientele spread across more than seventy countries. We are humbled by the trust and faith bestowed upon us by our clients across the globe. It motivates us to facing the challenges in meeting the needs of our esteemed customers.

## ENGINEERED FOR SUCCESS<sup>TM</sup>



### VISION

The goal is to establish ourselves as the top supplier and a renowned global brand, with a well-rounded global footprint spanning over worldwide. We will make the world better for future generation by providing innovative and sustainable products and services.



### MISSION

Always listening to our customer and building a lasting relationship with them to help us offer excellent standards of service and satisfaction, through innovation, quality & commitment.



# MANUFACTURING EXCELLENCE

Our range of products are manufactured in four high-tech manufacturing facilities located around Ahmedabad, Gujarat. Our manufacturing, design and development processes are internationally accredited,

and our good works have won us several awards and recognitions, worldwide. Our success in industrial solid tyres has made us gradually get into manufacturing of tyres.



# RESILIENT SOLID TYRES





## *Solid Tyres - Solid Performance!*

The solid tyres are designed to suit a variety of applications, both indoor and outdoor, on varied surface conditions, from smooth concrete to rough floors. The non-marking tyres are suitable for applications in food, pharma, electronics and such other spaces where floor care is essential.

Designed to meet the wide-ranging material handling needs of various industries. Manufactured at state-of-the-art facilities with high quality raw materials, perfect compounding techniques and use of advanced building technology.



## STRIKING FEATURES

-  Rolled-down corner for steering comfort
-  Wide profile and flat footprint for a solid grip
-  Excellent traction with least vibration
-  Offers customized compounds for customer specific applications


## 3 LAYER TECHNOLOGY

- » Low Cost per hour
- » Extended Tyre Life
- » Higher Driving Comfort
- » Enhanced Vehicle Stability
- » Optimum Energy Consumption





# SOLID ATTRIBUTES



SAFETY LINE mentioned on 60J rib which helps to plan tyre change without down time

Rim guard available to protect rim flange

Copper coated steel bead wire for firm fitment on rim & to avoid slippage during service

Large contact area for least vibration & great stability

Cushion compound available for a smooth ride & to cut short forklift maintenance costs

## Available in:



- >> Standard Black
- >> Quick Heel Black
- >> Standard Non-Marking
- >> Quick Heel Non-Marking

*We offer a wide range of specialty compounds for your specific needs*

## Major Equipment:

Forklifts, warehouse equipment, port trailers, ground support equipment, terminal trailer, terminal tractor, tow tractor, highway divider-making machine, industrial floor-cleaning machine, vertical mast and other material handling equipment.

## Key Applications:

Manufacturing, warehouse, airports, food, pharmaceuticals, seaports and harbours.

# Dunamis

# SOL TREK



-  Anti Abrasive and Anti Skid
-  Cut Growth Resistant
-  Oil Resistant
-  Heat Resistant



Warehouse



Beverage



Sea Port



Air Port



Scrapyard



Foundry



Furnace



Smelter



Paper Plant



Steel Plant



Oil Warehouse



Chemical Plant

Comfort 

Comfort 

Working Hrs/day  up to **22 hrs/day** usage

Working Hrs/day  up to **22 hrs/day** usage

Usage Intensity  **Heavy**

Usage Intensity  **Heavy**

Tyre Life 

Tyre Life 

Puncture Resistant 

Puncture Resistant 

**SOLIDWINGS**

**ROCKSOLID**



-  Anti Abrasive and Anti Skid
-  Cut Growth Resistant
-  Oil Resistant
-  Heat Resistant



Warehouse



Beverage



Sea Port



Air Port



Scrapyard



Foundry



Furnace



Smelter



Paper Plant



Steel Plant



Oil Warehouse



Chemical Plant



Paper Plant

Comfort 

Comfort 

Working Hrs/day  up to **20 hrs/day** usage

Working Hrs/day  up to **16 hrs/day** usage

Usage Intensity  **Medium**

Usage Intensity  **Medium**

Tyre Life 

Tyre Life 

Puncture Resistant 

Puncture Resistant 

# GOLATH

# FOREMAN



Warehouse



Beverage



Sea Port



Air Port



Scrapyard



Foundry



Furnace



Smelter



Paper Plant



Steel Plant



Oil Warehouse



Chemical Plant



Paper Plant

Comfort 

Comfort 

Working Hrs/day  up to **12 hrs/day** usage

Working Hrs/day  up to **12 hrs/day** usage

Usage Intensity  **Low**

Usage Intensity  **Low**

Tyre Life 

Tyre Life 

Puncture Resistant 

Puncture Resistant 

# SOLITREK

(NON-MARKING TYRE)

# SOLIDWINGS

(NON-MARKING TYRE)



Anti Static



Electronics



Pharma



Beverage



Automobile



Labs



Aerospace



Optical

Available in



Comfort 

Comfort 

Working Hrs/day  up to **22 hrs/day** usage

Working Hrs/day  up to **20 hrs/day** usage

Usage Intensity  **Heavy**

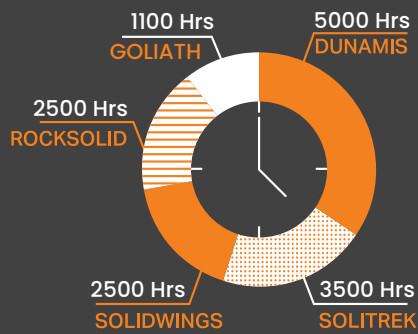
Usage Intensity  **Medium**

Tyre Life 






Tyre Life 

Puncture Resistant 

Puncture Resistant 



-  **DUNAMIS**  
3 Layer Construction  
22 Hours / Day Usage
-  **SOLITREK**  
3 Layer Construction  
22 Hours / Day Usage
-  **SOLIDWINGS**  
3 Layer Construction  
20 Hours / Day Usage
-  **ROCKSOLID**  
3 Layer Construction  
16 Hours / Day Usage
-  **GOLIATH**  
2 Layer Construction  
12 Hours / Day Usage

-  **DUNAMIS**  
High  
Application intensity
-  **SOLITREK**  
High  
Application intensity
-  **SOLIDWINGS**  
Medium  
Application intensity
-  **ROCKSOLID**  
Medium  
Application intensity
-  **GOLIATH**  
Light Duty  
Application intensity

Tyre Size	RIM	Tyre Dimension			Load capacity(kg)		DUNAMIS	SOLITREK	SOLIDWINGS	ROCKSOLID	GOLIATH	FOREMAN
		O.D. (mm)	Section Width (mm)	Wear Limit (60J) (mm)	Counter balanced lift truck upto 25 km/hr							
					Load Wheels	Steering wheels						
4.00-4	2.10-4/2.50C-4	303	90	44	6000	5000	✓	✓	✓	✓	✓	✓
4.00-8	3.00D-8	406	104	33	950	730	✓	✓	✓	✓	✓	✓
5.00-8	3.00D-8	452	110	36	1415	1090	✓	✓	✓	✓	✓	✓
15x4 1/2-8	3.00D-8	377	118	30	1040	800	✓	✓	✓	✓	✓	✓
16x6-8	4.33R-8	412	152	30	1495	1150	✓	✓	✓	✓	✓	✓
18x7-8	4.33R-8	453	156	43	2145	1650	✓	✓	✓	✓	✓	✓
6.00-9	4.00E-09	522	130	40	1885	1450	✓	✓	✓	✓	✓	✓
21x8-9	6.00E-09	519	187	45	2755	2120	✓	✓	✓	✓	✓	✓
140/55-9	4.00E-09	377	130	26	1170	900	✓	✓	✓	✓	✓	✓
200/50-10	6.5F-10	456	195	29.5	2470	1900	✓	✓	✓	✓	✓	✓
6.50-10	5.00F-10	571	157	51	2340	1800	✓	✓	✓	✓	✓	✓
6.50-10	5.50F-10	571	170	55.5	2340	1800	✓	✓	✓	✓	✓	✓
23x9-10	6.50F-10	586	201	55	3445	2650	✓	✓	✓	✓	✓	✓
23x10-12	8.00G-12	583	228	39	3770	2900	✓	✓	✓	✓	✓	✓
7.00-12	5.00S-12	654	175	60	2920	2240	✓	✓	✓	✓	✓	✓
27x10-12	8.00G-12	680	244	58	3900	3000	✓	✓	✓	✓	✓	✓
5.50-15	4.50E-15SDC	665	155	42	2145	1650	✓	✓	✓	✓	✓	✓
7.00-15	5.50-15	729	179	55	3545	2725	✓	✓	✓	✓	✓	✓
7.50-15	5.50-15	747	207	55	3900	3000	✓	✓	✓	✓	✓	✓
7.50-15	6.00-15	747	207	55	3900	3000	✓	✓	✓	✓	✓	✓
7.50-15	6.50-15	747	207	55	3900	3000	✓	✓	✓	✓	✓	✓
28x9-15	7.00-15	689	215	47	3445	2650	✓	✓	✓	✓	✓	✓
8.25-15	6.50-15	821	210	59	4750	3650	✓	✓	✓	✓	✓	✓
250-15	7.00-15	726	210	53	4745	3650	✓	✓	✓	✓	✓	✓
300-15	8.00-15	818	252	61	5850	4500	✓	✓	✓	✓	✓	✓
28x12.5-15	9.75-15	690	286	50	5690	4375	✓	✓	✓	✓	✓	✓
7.50-16	5.50-16	780	202	68	3965	3050	✓	✓	✓	✓	✓	✓
7.50-16	6.00-16	780	202	68	3965	3050	✓	✓	✓	✓	✓	✓
8.25-16	6.00-16	780	202	68	4960	4010	✓	✓	✓	✓	✓	✓
9.00-20	6.50-20	997	229	77	5400	4500	✓	✓	✓	✓	✓	✓
9.00-20	7.00-20	997	229	77	5400	4500	✓	✓	✓	✓	✓	✓
10.00-20	7.50-20	1035	255	77	6000	5000	✓	✓	✓	✓	✓	✓
10.00-20	8.00-20	1035	255	77	6000	5000	✓	✓	✓	✓	✓	✓
11.00-20	7.50-20	1050	260	77	6540	5450	✓	✓	✓	✓	✓	✓
11.00-20	8.00-20	1050	260	77	6540	5450	✓	✓	✓	✓	✓	✓
12.00-20	7.50-20/8.00-20	1102	295	77	7560	6300	✓	✓	✓	✓	✓	✓
12.00-20	8.50-20/10.00-20	1102	295	77	7560	6300	✓	✓	✓	✓	✓	✓
12.00-24	8.50-24/10.00-24	1186	286	77	7560	6300	✓	✓	✓	✓	✓	✓

- Heat Resistant, Cut Growth Resistant, Oil Resistant, Non Marking & LOC variants are available based on customer specific requirement.
- Check rim for size & max load before tyre fitment, Wheel loading should be lesser than the load capacity of tyre.
- The Speed stated are maximum speed of the unloaded vehicles. An increase in load capacity for lower speed is not permitted.
- The item sizes 15x4 1/2-8, 16x6-8, 18x7-8, 21x8-9, 23x9-10, 23x10-12, 27x10-12, 8.15-15or28x9-15, 250-15, 300-15, 28x12.5-15 are equivalent to 125/75-8, 150/75-8, 180/70-8, 200/75-9, 225/75-10, 250/60-12, 250/75-12, 225/75-15, 250/70-15, 315/70-15, 355/45-15 respectively.
- Images displayed are representation purpose only and actual product may differ.
- Earthing strips to be used while using regular Non Marking Tyres

# ELECTRIC FORKLIFT TYRES



## ELECTRIC FORKLIFT TYRES

Maximize the performance and safety of your forklifts with our high-quality, meticulously maintained solid tyres. Our Press-On-Band tyres are ideal for electric forklifts, expertly navigating diverse surfaces such as warehouses, scrap yards, epoxy-coated floors, and furnace areas. We offer a comprehensive range of tyres, including non-marking options for specialized industries like food and pharmaceuticals, ensuring your specific needs are met with precision.

# RUBBERKING PRESS ON BAND TYRES

**NUBIAN**

**SCOTTSDALE**

**FUSIONEX**



-  Anti Abrasive and Anti Skid
-  Cut Growth Resistant
-  Oil Resistant
-  Heat Resistant
-  Anti Static



Warehouse



Beverage



Paper Plant



Oil Warehouse

Working Hrs/day up to **22 hrs/day** usage

Working Hrs/day up to **16 hrs/day** usage

Working Hrs/day up to **12 hrs/day** usage

Puncture Resistant

Puncture Resistant

Puncture Resistant

Usage Intensity  **Heavy**

Usage Intensity  **Medium**

Usage Intensity  **Low**

Tyre Life

Tyre Life

Tyre Life

 **Low Fuel Consumption**

 **Medium Fuel Consumption**

 **Medium Fuel Consumption**

# NON MARKING PRESS ON BAND TYRES

## NUBIAN

## SCOTTSDALE



Anti Static



Electronics



Pharma



Beverage



Automobile



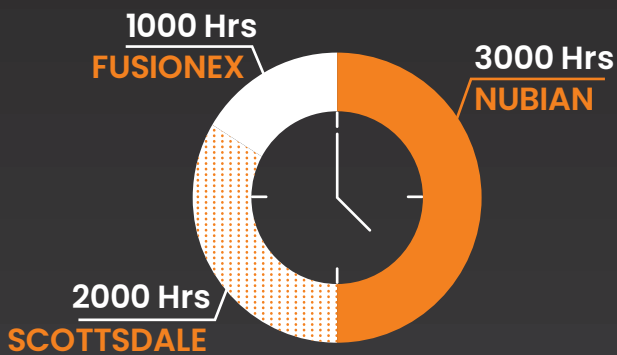
Labs



Aerospace



Optical



 **NUBIAN**  
22 Hours / Day Usage


 **NUBIAN**  
High Application intensity

 **SCOTTSDALE**  
16 Hours / Day Usage

 **SCOTTSDALE**  
Medium Application intensity

 **FUSIONEX**  
12 Hours / Day Usage

 **FUSIONEX**  
Light Duty Application intensity

SL NO.	SIZE	TYRE DIMENSION		UP TO 25 KM/H		NUBIAN	SCOTTSDALE 	FUSIONEX
		OVERALL DIAMETER (mm)	SECTION WIDTH (mm)	LOAD WHEEL (kg)	STEERING WHEEL (kg)			
1	17X5X12 1/8	432	127	1145	935	✓	✓	✓
2	18x6x12 1/8	457	152	1525	1250	✓	✓	✓
3	21x7x15	533	178	2085	1710	✓	✓	✓
4	21x8x15	533	203	2455	2015	✓	✓	✓
5	22X6X16	558	152	1770	1450	✓	✓	✓
6	27X7X20	686	178	2530	2095	✓	✓	✓

## SCISSOR LIFT TYRES



## SCISSOR LIFT TYRES

Scissor lifts are popular mobile platforms utilized across different industries such as construction, industrial, warehouses, and event venues. They serve as stable work platforms for tasks at elevated heights. The safety and efficiency of scissor lifts rely significantly on key components, with scissor lift tyres being crucial among them. These specialized tyres are engineered to meet the specific demands, guaranteeing smooth, safe, and efficient lift operations. Rubber King solid tyres for scissor lifts are highly durable, capable of supporting the significant weight of the lifts and their loads effectively. They are ideal for tough environments and frequent use.

# SCISSOR LIFT TYRES

## Skybridge



## FORTIFIER



Anti Abrasive and Anti Skid



Cut Growth Resistant



Heat Resistant



Air Port



Construction

Working Hrs/day up to **16 hrs/day** usage



Working Hrs/day up to **12 hrs/day** usage



Puncture Resistant



Puncture Resistant



Usage Intensity  **Medium**

Usage Intensity  **Low**

Tyre Life



Tyre Life



# SCISSOR LIFT TYRES



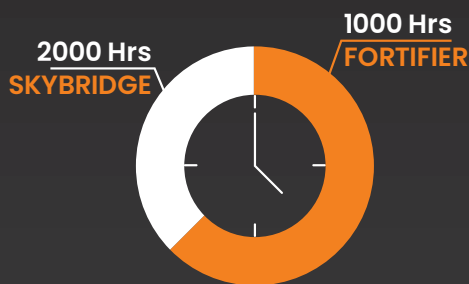
- » Optimized tread block angle for better traction.
- » Optimum tread volume
- » No cut growth even on extreme outdoor application.
- » Large & flat foot print offers greater stability.



Air Port



Construction



**SKYBRIDGE**  
3 Layer Construction  
16 Hours / Day Usage

**SKYBRIDGE**  
Medium  
Application intensity

**FORTIFIER**  
2 Layer Construction  
12 Hours / Day Usage

**FORTIFIER**  
Light Duty  
Application intensity

SL NO.	SIZE	TYRE DIMENSION		Skybridge	FORTIFIER
		OVERALL DIAMETER (mm)	SECTION WIDTH (mm)		
1	10x3	255	79	✓	✓
2	12x4	304	100	✓	✓
3	12x4.5	306	118	✓	✓
4	12.5x4.25	317	108	✓	✓
5	15x5(rim dia 320 mm)	381	129	✓	✓
6	15x5(rim dia 318 mm)	381	129	✓	✓

## BOOMLIFT TYRES



### BOOM LIFT TYRES

Rubber King Solid Boom Lift tyres offer superior traction, stability, and longevity. With an extra-deep tread, these tyres enhance stability compared to pneumatic and foam-filled telehandler tyres. Their consistent compression under load increases control and stability, even at extended reaches. The low-profile design improves the center of gravity, while the unique aperture design ensures a comfortable ride, making them ideal for demanding tasks.

# BOOMLIFT TYRES

**Dunamis**

**NUBIAN**

**Skybridge**



-  Anti Abrasive and Anti Skid
-  Cut Growth Resistant
-  Heat Resistant



Air Port



Construction



# BOOMLIFT TYRES WITH APERTURES



Rubber King's Industry first unique aperture design offers better riding comfort at demanding outdoor applications and also reduces vehicle maintenance cost due to the cushioning effect due to apertures.

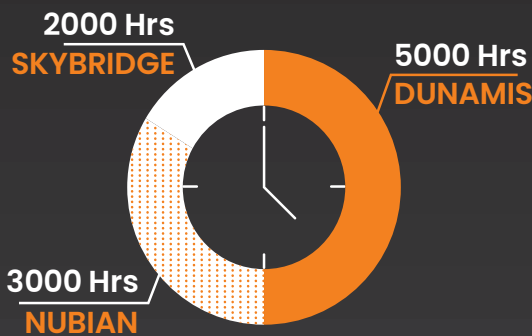
## INDIA'S FIRST BOOM LIFT SOLID TYRES



Air Port



Construction



**DUNAMIS**  
3 Layer Construction  
22 Hours / Day Usage

**DUNAMIS**  
High Application intensity

**NUBIAN**  
3 Layer Construction  
20 Hours / Day Usage

**NUBIAN**  
High Application intensity

**SKYBRIDGE**  
3 Layer Construction  
16 Hours / Day Usage

**SKYBRIDGE**  
Medium Application intensity

SL NO.	SIZE	TYRE DIMENSION			Dunamis	NUBIAN	Skybridge
		OVERALL DIAMETER (mm)	SECTION WIDTH (mm)				
1	36x14-20	913	349	✓	✓	✓	

## ELECTRIC PLATFORM TRUCK TYRES



### ELECTRIC PLATFORM TRUCK TYRES

Designed for transporting irregular, non-palletized loads, our solid rubber tyres for electric platform trucks provide high ground clearance and exceptional durability. Suitable for both indoor and outdoor use, Rubber King tyres ensure a smooth ride with their cushion compound. We offer tailored solutions for all manufacturers in this category, guaranteeing long-lasting performance and reliability.

# ELECTRIC PLATFORM TRUCK TYRES

**SOLIDWINGS**

**GOLIATH**



-  Anti Abrasive and Anti Skid
-  Cut Growth Resistant
-  Heat Resistant



# ELECTRIC PLATFORM TRUCK TYRES



- » Best directional stability due to advanced pattern.
- » Can perform at extremely coolest condition as well due to natural rubber enriched compound.
- » Higher Solid to void ratio leads to increased tyre life



Construction

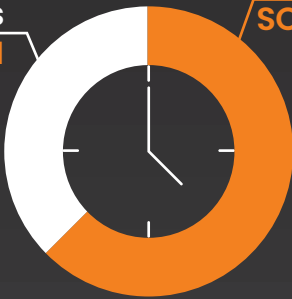


Warehouse



Automobile

1200 Hrs  
**GOLIATH**



2400 Hrs  
**SOLIDWINGS**



**SOLIDWINGS**

3 Layer Construction  
20 Hours / Day Usage



**SOLIDWINGS**

Medium  
Application intensity



**GOLIATH**

2 Layer Construction  
12 Hours / Day Usage



**GOLIATH**

Light Duty  
Application intensity

SL NO.	SIZE	TYRE DIMENSION		SOLIDWINGS	GOLIATH
		OVERALL DIAMETER (mm)	SECTION WIDTH (mm)		
1	535x127	533	125	✓	✓
2	535x150	533	145	✓	✓

## SKID STEER TYRES



### SKID STEER TYRES

Rubber King skid steer tyres are built to endure the intense stress of high ground friction typical in skid steers. Our deep tread pattern ensures maximum lifespan, while the unique aperture design enhances functionality and provides a damping effect. These meticulously engineered tyres cater to the rigorous demands of various skid steer applications, delivering unmatched durability and performance.

# SKID STEER TYRES

**Dunamis**

**NUBIAN**

**ROCKSTEER**



- Anti Abrasive and Anti Skid
- Cut Growth Resistant
- Heat Resistant



Scrapyard



Construction

Working Hrs/day up to **22 hrs/day** usage

Working Hrs/day up to **20 hrs/day** usage

Working Hrs/day up to **16 hrs/day** usage

Puncture Resistant

Puncture Resistant

Puncture Resistant

Usage Intensity **Heavy**

Usage Intensity **Heavy**

Usage Intensity **Medium**

Tyre Life

Tyre Life

Tyre Life

**Low Fuel Consumption**

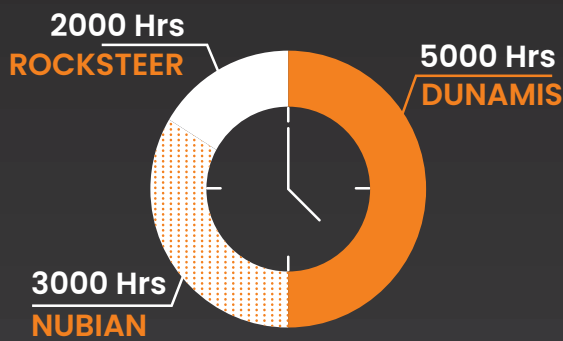
**Low Fuel Consumption**

**Medium Fuel Consumption**

# SKID STEER TYRES WITH APERTURES



Rubber King's Industry first unique aperture design offers better riding comfort at demanding outdoor applications and also reduces vehicle maintenance cost due to the cushioning effect due to apertures.



**DUNAMIS**  
3 Layer Construction  
22 Hours / Day Usage

**NUBIAN**  
3 Layer Construction  
20 Hours / Day Usage

**ROCKSTEER**  
2 Layer Construction  
16 Hours / Day Usage

**DUNAMIS**  
High  
Application intensity

**NUBIAN**  
High  
Application intensity

**ROCKSTEER**  
Medium  
Application intensity

SL NO	SIZE	RIM SIZE	TYRE DIMENSION		UP TO 25 KM/H		Dunamis	NUBIAN	ROCKSTEER
			OVERALL DIAMETER (mm)	SECTION WIDTH (mm)	LOAD WHEEL (kg)	STEERING WHEEL (kg)			
1	7.50-16	5.50-16	780	202	3965	3050	✓	✓	✓
2	8.25-16	6.00-16	780	202	4960	4010	✓	✓	✓
3	30x9-16	6.00-16	790	220			✓	✓	✓
4	30x10-16	6.00-16	790	220			✓	✓	✓
5	30x10-20	7.50-20	780	236	4030	3100	✓	✓	✓
6	31x10-20	7.50-20	780	236	4030	3100	✓	✓	✓
7	33x12-20	7.50-20	832	285	5200	4000	✓	✓	✓
8	36x14-20	7.50-20	913	349	6191	4762	✓	✓	✓

## SEA PORT TRAILER TYRES



### SEA PORT TRAILER TYRES

The port terminal trailer is crucial for streamlining cargo movement, significantly impacting the operational efficiency of the port.

RUBBER KING offers specialized tires designed for Bomb Carts, Flat Deck Trailers, and RO-RO trailers, tailored to address essential operational requirements including frequent loading, ongoing operations, safety, stability, maintenance, energy efficiency, and environmental sustainability.

This comprehensive solution ensures cost-effectiveness and enhances operational effectiveness.

The heavy-duty compound in these tires offers benefits such as durability and decreased operating costs, assisting in the swift transfer of containers within the port and enhancing overall operational productivity.

# SEA PORT TRAILER TYRES

**Dunamis**

**SOLITREK**

**SOLIDWINGS**



Comfort

Comfort

Comfort

Working Hrs/day up to **22 hrs/day** usage

Working Hrs/day up to **22 hrs/day** usage

Working Hrs/day up to **20 hrs/day** usage

Usage Intensity **Heavy**

Usage Intensity **Heavy**

Usage Intensity **Medium**

Tyre Life

Tyre Life

Tyre Life

Puncture Resistant

Puncture Resistant

Puncture Resistant

# SEA PORT TRAILER TYRES

**ROCKSOLID**

**GOLIATH**



 Anti Abrasive and Anti Skid

 Cut Growth Resistant

 Heat Resistant



Comfort 

Comfort 

Working Hrs/day up to **16 hrs/day** usage 

Working Hrs/day up to **12 hrs/day** usage 

Usage Intensity  **Medium**

Usage Intensity  **Low**

Tyre Life 

Tyre Life 

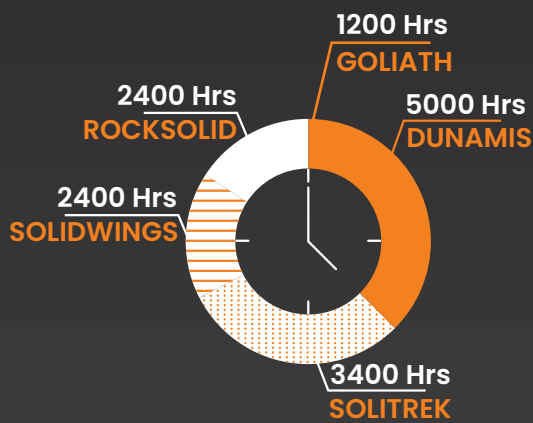
Puncture Resistant 

Puncture Resistant 

# SEA PORT TRAILER TYRES



- » Increased tyre life due to smooth pattern.
- » Natural Rubber based compound avoids cut growth on tyre
- » Customized compound provides cooler running.
- » Higher overall diameter provides more tyre life.



**DUNAMIS**  
3 Layer Construction  
22 Hours / Day Usage

**DUNAMIS**  
High Application intensity

**SOLITREK**  
3 Layer Construction  
22 Hours / Day Usage

**SOLITREK**  
High Application intensity

**SOLIDWINGS**  
3 Layer Construction  
20 Hours / Day Usage

**SOLIDWINGS**  
Medium Application intensity

**ROCKSOLID**  
3 Layer Construction  
16 Hours / Day Usage

**ROCKSOLID**  
Medium Application intensity

**GOLIATH**  
2 Layer Construction  
12 Hours / Day Usage

**GOLIATH**  
Light Duty Application intensity

SL NO	SIZE	RIM SIZE	TYRE DIMENSION		UP TO 25 KM/H		Dunamis	SOLITREK	SOLIDWINGS	ROCKSOLID	GOLIATH
			OVERALL DIAMETER (mm)	SECTION WIDTH (mm)	LOAD WHEEL (kg)	STEERING WHEEL (kg)					
1	10.00-20	7.50-20/8.00-20	1035	255	6000	5000	✓	✓	✓	✓	✓

## MINING TRUCK TYRES



### MINING TRUCK TYRES

Rubber King solid tyres for coal mining trucks are a revolutionary solution for the industry. Eliminating concerns about sudden punctures, these tyres feature an innovative tread design that guarantees superior maneuverability. As a cost-effective alternative to pneumatic tyres, it provides lower cost per hour. As India's first manufacturer to offer solid tyres for surface mining applications, Rubber King sets the standard for reliability and efficiency in challenging mining environments.

# MINING TRUCK TYRES 12.00-20

**Dunamis**

**NUBIAN**

**MIGHTY MIDAS**

**RUGGED RIDER**



Surface Mining

Working Hrs/day up to **22 hrs/day** usage

Working Hrs/day up to **22 hrs/day** usage

Working Hrs/day up to **16 hrs/day** usage

Working Hrs/day up to **12 hrs/day** usage

Puncture Resistant

Puncture Resistant

Puncture Resistant

Puncture Resistant

Usage Intensity **Heavy**

Usage Intensity **Heavy**

Usage Intensity **Medium**

Usage Intensity **Low**

Tyre Life

Tyre Life

Tyre Life

Tyre Life

# MINING TRUCK TYRES 12.00-24

**Dunamis**

**NUBIAN**

**MIGHTY MIDAS**

**RUGGED RIDER**



Surface Mining

Working Hrs/day up to **22 hrs/day** usage

Working Hrs/day up to **22 hrs/day** usage

Working Hrs/day up to **16 hrs/day** usage

Working Hrs/day up to **12 hrs/day** usage

Puncture Resistant

Puncture Resistant

Puncture Resistant

Puncture Resistant

Usage Intensity **Heavy**

Usage Intensity **Heavy**

Usage Intensity **Medium**

Usage Intensity **Low**

Tyre Life

Tyre Life

Tyre Life

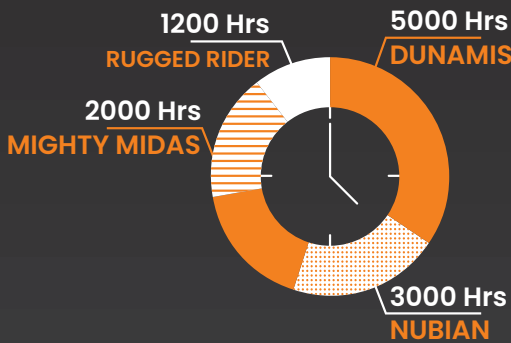
Tyre Life

# MINING TRUCK TYRES

## 12.00-20



- » Cooler running
- » No cut growth
- » Best dimensional stability
- » Optimum tread volume
- » Wider tread for higher contact patch & gripping.



**DUNAMIS**  
3 Layer Construction  
22 Hours / Day Usage

**DUNAMIS**  
High  
Application intensity

**NUBIAN**  
3 Layer Construction  
22 Hours / Day Usage

**NUBIAN**  
High  
Application intensity

**MIGHTY MIDAS**  
3 Layer Construction  
16 Hours / Day Usage

**MIGHTY MIDAS**  
Medium  
Application intensity

**RUGGED RIDER**  
2 Layer Construction  
12 Hours / Day Usage

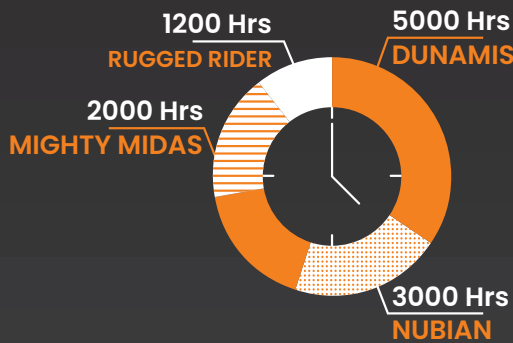
**RUGGED RIDER**  
Light Duty  
Application intensity

SL NO.	SIZE	TYRE DIMENSION			Dunamis	NUBIAN	MIGHTY MIDAS	RUGGED RIDER
		RIm Size	OVERALL DIAMETER (mm)	SECTION WIDTH (mm)				
1	12.00-20	7.50-20/8.00-20/8.50-20/10.00-20	1102	295	✓	✓	✓	✓

# MINING TRUCK TYRES 12.00-24



- » Cooler running
- » No cut growth
- » Best dimensional stability
- » Optimum tread volume
- » Wider tread for higher contact patch & gripping.
- » Higher Solid to void ration
- » Less vibration



**DUNAMIS**  
3 Layer Construction  
22 Hours / Day Usage

**DUNAMIS**  
High  
Application intensity

**NUBIAN**  
3 Layer Construction  
22 Hours / Day Usage

**NUBIAN**  
High  
Application intensity

**MIGHTY MIDAS**  
3 Layer Construction  
16 Hours / Day Usage

**MIGHTY MIDAS**  
Medium  
Application intensity

**RUGGED RIDER**  
3 Layer Construction  
12 Hours / Day Usage

**RUGGED RIDER**  
Light Duty  
Application intensity

SL NO.	SIZE	TYRE DIMENSION			Dunamis	NUBIAN	MIGHTY MIDAS	RUGGED RIDER
		RIm Size	OVERALL DIAMETER (mm)	SECTION WIDTH (mm)				
1	12.00-24	8.50-24/10.00-24	1186	286	✓	✓	✓	✓

## PAVER MACHINE TYRES



### PAVER MACHINE TYRES

Rubber King offers paver machine solid tyres for all types of paver machines like sensor paver , semi sensor paver & mechanical paver.

# PAVER MACHINE TYRES

URBANER

NUBAN

Dunamis



For asphalt road paving

Working Hrs/day up to **16 hrs/day** usage

Working Hrs/day up to **20 hrs/day** usage

Working Hrs/day up to **22 hrs/day** usage

Puncture Resistant

Puncture Resistant

Puncture Resistant

Usage Intensity  **Medium**

Usage Intensity  **Heavy**

Usage Intensity  **Heavy**

Tyre Life

Tyre Life

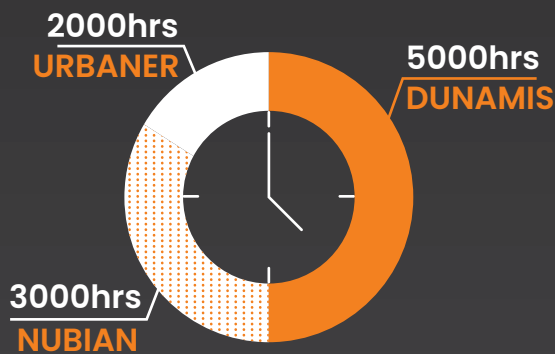
Tyre Life

# PAVER MACHINE TYRES



» Advanced Tread pattern design to suit paver machine application

SL NO.	SIZE	TYRE DIMENSION			URBANER	NUBIAN	Dunamis
		OVERALL DIAMETER (mm)	SECTION WIDTH				
1	22x16x12	559	406	✓	✓	✓	



**URBANER**  
16 Hours / Day Usage

**URBANER**  
Medium  
Application intensity

**NUBIAN**  
22 Hours / Day Usage

**NUBIAN**  
High  
Application intensity

**DUNAMIS**  
22 Hours / Day Usage

**DUNAMIS**  
High  
Application intensity

## TROLLEY TYRES



## TROLLEY TYRES

Rubber King solid tyres for Trolley application are specially designed considering the application requirement. These tyres are with rib pattern design to make sure lesser rolling resistance & tread ribs are designed in such a way to avoid snaky movement.

# TROLLEY TYRES

**Dunamis**

**SOL|TREK**

**SOLIDWINGS**



Air Port

Comfort

Comfort

Comfort

Working Hrs/day up to **22 hrs/day** usage

Working Hrs/day up to **22 hrs/day** usage

Working Hrs/day up to **20 hrs/day** usage

Usage Intensity **Heavy**

Usage Intensity **Heavy**

Usage Intensity **Medium**

Tyre Life

Tyre Life

Tyre Life

Puncture Resistant

Puncture Resistant

Puncture Resistant

# TROLLEY TYRES

**ROCKSOLID**

**GOLIATH**

**FOREMAN**



Air Port

Comfort

Working Hrs/day up to **16 hrs/day** usage

Usage Intensity **Medium**

Tyre Life

Puncture Resistant

Comfort

Working Hrs/day up to **12 hrs/day** usage

Usage Intensity **Low**

Tyre Life

Puncture Resistant

Comfort

Working Hrs/day up to **12 hrs/day** usage

Usage Intensity **Low**

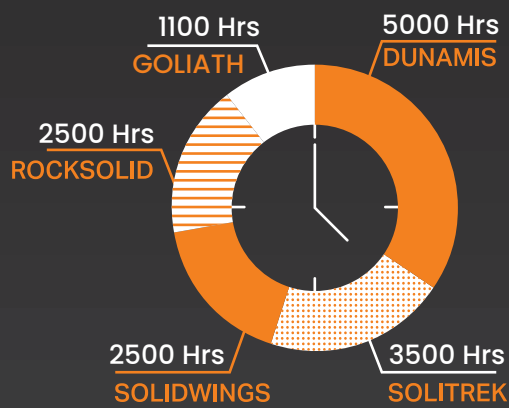
Tyre Life

Puncture Resistant

# TROLLEY TYRES



- » Rib pattern for lower rolling resistance
- » Higher width ribs to avoid "Snaky" movement



- DUNAMIS**  
3 Layer Construction  
22 Hours / Day Usage
- SOLITREK**  
3 Layer Construction  
22 Hours / Day Usage
- SOLIDWINGS**  
3 Layer Construction  
20 Hours / Day Usage
- ROCKSOLID**  
3 Layer Construction  
16 Hours / Day Usage
- GOLIATH**  
2 Layer Construction  
12 Hours / Day Usage

- DUNAMIS**  
High  
Application intensity
- SOLITREK**  
High  
Application intensity
- SOLIDWINGS**  
Medium  
Application intensity
- ROCKSOLID**  
Medium  
Application intensity
- GOLIATH**  
Light Duty  
Application intensity

SL NO	SIZE	RIM SIZE	TYRE DIMENSION		UP TO 25 KM/H							
			OVERALL DIAMETER (mm)	SECTION WIDTH (mm)	LOAD WHEEL (kg)	STEERING WHEEL (kg)	Dunamis	SOLITREK	SOLIDWINGS	ROCKSOLID	GOLIATH	FOREMAN
1	4.00-8	3.00D-8	411	90	6000	5000	✓	✓	✓	✓	✓	✓
1	4.00-4	2.10-4/2.50C-4	303	90	6000	5000	✓	✓	✓	✓	✓	✓

## WHY RUBBER KING ?

Higher Tread Depth which increases Tyre Life

Can be fitted on pneumatic tyre rims.

Three times higher life compared to Pneumatic tyres.

Maximum profit by completely utilizing the usable tread. All Rubber King tyres are equipped with SAFETY LINE engraving.

Dedicated Team to provide unparalleled pre sale/post sale experience.

Super Fast delivery from our strategically located warehouses across the country

Rubber King Solid tyres are well packed & properly identified before dispatch to make sure easy managing at your warehouse/shop.

Customized products based on our rich industry expertise

100% Tyres going through stringent quality checks at factory before reaching to you

PAN India Free Delivery

Quality Warranty. The highest by an Indian solid tyre manufacturer.

Periodic tyre inspection at sites & product awareness training.

## COST PER HOUR



## TYRE LIFE




## WEAR RATE



RESILIENT INDUSTRIAL  
**SOLID TYRES**  
FITMENT PRESS & FIXTURES

**MADE BY RUBBER KING  
ENGINEERING TEAM**






## FITMENT FIXTURES FOR SOLID RESILIENTS TYRES



Rim seating cone



Pressing Cage

### SPECIFICATIONS

PARAMETERS	80T	80T	150T	250T
Capacity of cylinder	80	80	150	250MT
Platen size(mm)	850	1100	1100	1950
Day light(mm)	650	650	900	1725
Stroke Length(mm)	500	500	600	1100
Hydraulic pressure(bar)	200	200	250	200
Electric Motor(Hp)	5	5	5	5
Operation	Hand lever	Hand lever	Hand lever	Hand lever
Oil tank capacity (Ltr)	100	100	100	250
Length/Height/width(mm)	1300/1200/500	1700/2000/600	1950/2800/600	5898/2393/2352
Top & Bottom plate(mm)	850	1110	1110	1950
Weight of press(Tonne)	3.5	3.5	4	10.5
Power supply	3 Phase	3 Phase	3 Phase	3 Phase
Suitable for	Solid resilient tyres up to 15" rim diameter	Solid resilient tyres up to 20" rim diameter	POB tyres	23.5-25, 26.5-25, 29.5-25 etc



# THE RUBBER KING ADVANTAGE



FREE Delivery Pan India



Quality Warranty



Faster Claim Process



Free AMC

## Certifications\*



Export House | BIS | ISO | ISO TS | ISO 14001

\*For details visit [www.rubberkingtyres.com/technology-pioneers/#certifications](http://www.rubberkingtyres.com/technology-pioneers/#certifications)

## Awards



CAPEXIL: 2010-2011 | 2009-2010 | 2008-2009 | 2006-2007

**43** Years of Experience

**4** Manufacturing Units

**40K** Satisfied Clients in

**90+** Countries

**RUBBER KING**, has consistently demonstrated an exceptional commitment to delivering top-notch products. Empowered by cutting-edge technology, they have consistently raised the bar in terms of quality. Their unwavering belief in the importance of reliability has been the cornerstone of their success. For Rubber King, reliability is not just a goal; it is the very essence of their business philosophy.

RELIABILITY MEANS EVERYTHING




*PROUDLY INDIAN TRULY INTERNATIONAL™*




**Rubber King Tyre Private Limited**

104, Naindhara Apartment, Sarkhej - Gandhinagar Hwy,  
Near GNFC Info Tower, Bodakdev, Ahmedabad, Gujarat, India - 380054.

 [mktg@rubberkingtyres.com](mailto:mktg@rubberkingtyres.com)

 [rubberkingtyres.com](http://rubberkingtyres.com)

 1800-313-8382