



ENGLISH

Pre-Primer

Let's begin our fun journey with words!



The cat is sitting.

Sparrow



Observing this series in the form of the National Curriculum Framework (NCF) 2023 for the fundamental stages

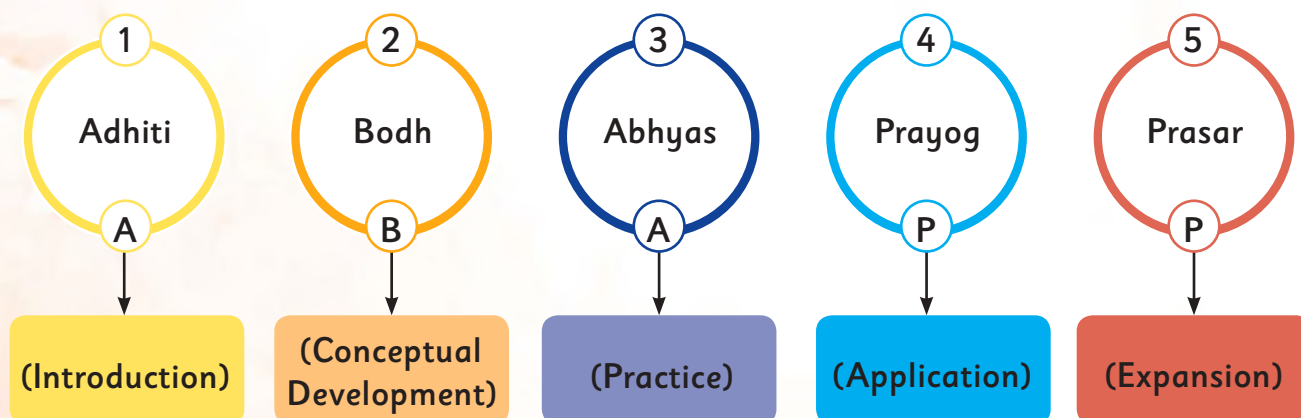
We have prepared this new series based on the directions and guidelines of the National Curriculum Framework (NCF) 2023. It focuses on play-based, activity-based, and experience-based learning while keeping teaching at the center and preparing the material accordingly.

Five-step teaching process – For early years:

Keeping in mind the five-step teaching process, we have presented each lesson and activity in the following order:

- Introduction (Adhiti) – Introducing children to the topic with stories, songs, and poems.
- Conceptual Development (Bodh) – Understanding concepts through simple language and activities.
- Practice (Abhyas) – Engaging children in activities based on repetition, recognition, and identification.
- Application (Prayog) – Giving children opportunities to express what they have learned through their environment.
- Expansion (Prasar) – Group discussions, storytelling, or showing pictures to enhance children's expressive ability.

Panchaadi: (A Five Step Learning Process)




Based on five domains of development

According to NCF 2023, this series pays special attention to children's five main development areas:

- **Physical development** – Developing motor skills through running, jumping, climbing, throwing, catching, and playing activities.
- **Mental development** – Developing emotional stability, cooperation, and social skills.
- **Cognitive development** – Enhancing the ability to think, recognize, and ask questions.
- **Moral development** – Showing moral values through stories with ethical messages.
- **Aesthetic development** – Understanding nature, compassion, beauty, and art.


Our aim is that children not only learn Hindi language but also develop morally, cognitively, and emotionally, building confidence to maintain a bright future.

Key Features




Introduce the letter and new words.


Suggested play-based activities for the teachers and parents.



Enhancing reading skills through phonemic awareness, letter recognition, and sound-symbol association.



Developing blending skills to read CVC words with ease. This helps young learners build a strong foundation for fluent reading.





Contents

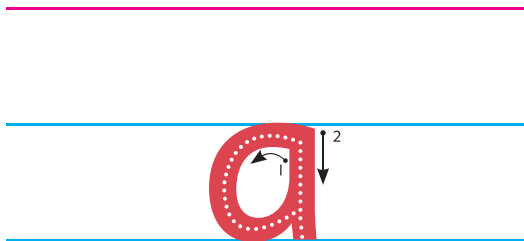
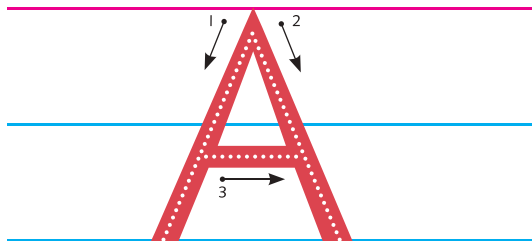
Letter Aa	5	Letter Vv	36
Letter Bb	6	Letter Ww	37
Letter Cc	7	Letter Xx	38
Letter Dd	8	Activity Time	39-40
Activity Time	9-10	Letter Yy	41
Letter Ee	11	Letter Zz	42
Letter Ff	12	Activity Time	43
Letter Gg	13	Let's Revise	44-45
Letter Hh	14	Super Sight Words	46
Activity Time	15-16	Special Letters	47
Letter Ii	17	Activity Time	48
Letter Jj	18	Short vowel sound /a/	49
Letter Kk	19	Activity Time	50
Letter Ll	20	Short vowel sound /e/	51
Activity Time	21-22	Activity Time	52
Letter Mm	23	Short vowel sound /i/	53
Letter Nn	24	Activity Time	54
Letter Oo	25	Short vowel sound /o/	55
Letter Pp	26	Activity Time	56
Activity Time	27-28	Short vowel sound /u/	57
Letter Qq	29	Activity Time	58
Letter Rr	30	Use of 'And'	59
Letter Ss	31	Activity Time	60
Letter Tt	32	Use of 'A' and 'An'	61-62
Activity Time	33-34	Activity Time	63
Letter Uu	35	Opposites	64



Letter Aa



Trace the capital and small letter **Aa**.



The names of the given pictures begin with the sound /a/.




ant



arrow



astronaut

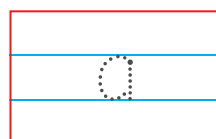
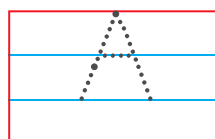
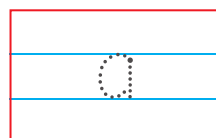
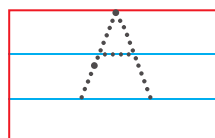
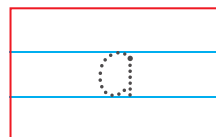
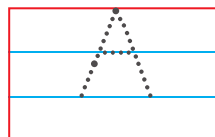
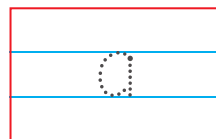
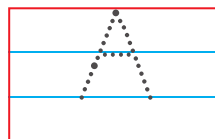
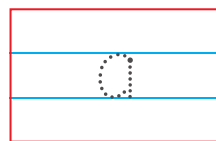
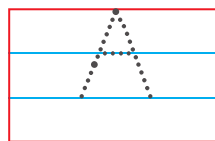


alligator



apple

Trace and write **Aa**.



Additional Vocabulary

ankle, anchor



Skill Focus

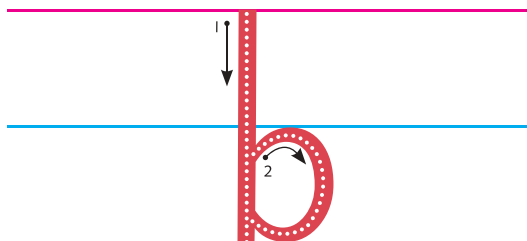
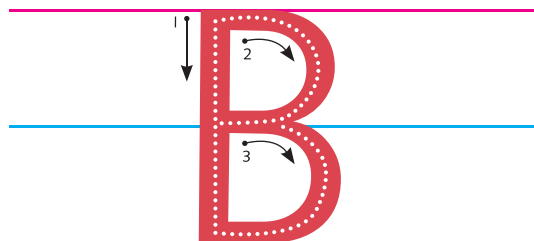


- » Recognition of the sound of the letter **Aa**
- » Observation
- » Vocabulary development



Letter Bb

Trace the capital and small letter **Bb**.



The names of the given pictures begin with the sound /b/.



bun




bear



boy

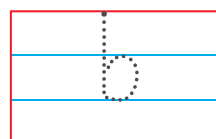
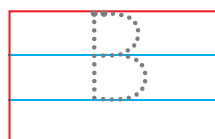
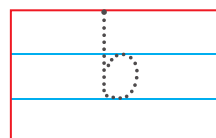
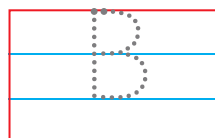
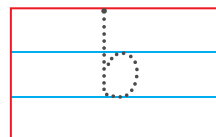
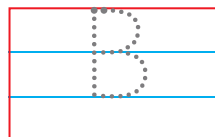
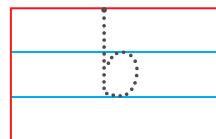
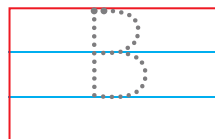
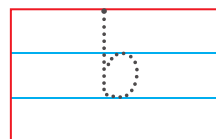
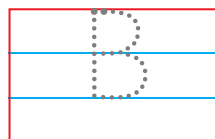


balloon



bat

Trace and write **Bb**.



Additional Vocabulary

butterfly, baby, bed, book



Skill Focus



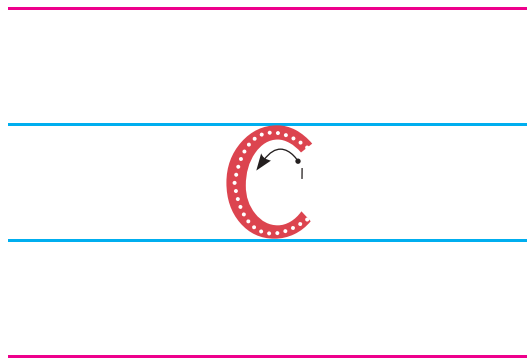
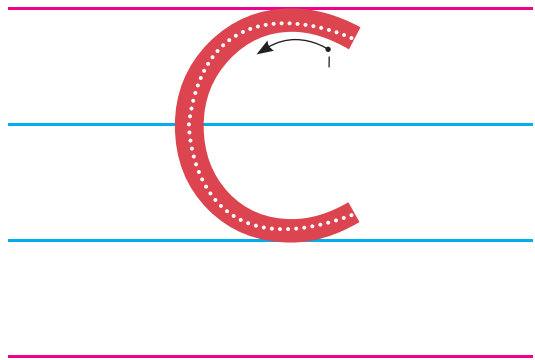
- » Recognition of the sound of the letter **Bb**
- » Observation
- » Vocabulary development



Letter Cc



Trace the capital and small letter **Cc**.



The names of the given pictures begin with the sound /k/.


Trace and write **Cc**.



cap



cat



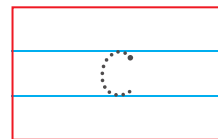
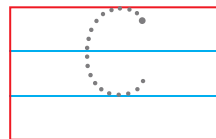
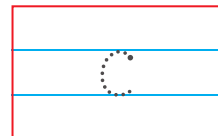
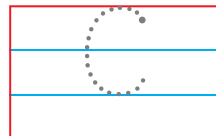
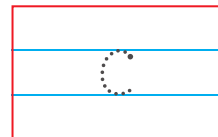
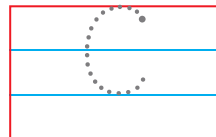
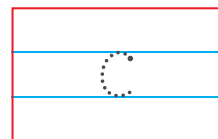
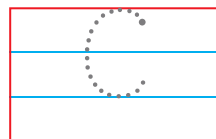
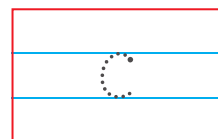
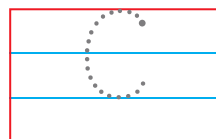
camel



carrot



cake



Additional Vocabulary

cow, crow, car



Skill Focus

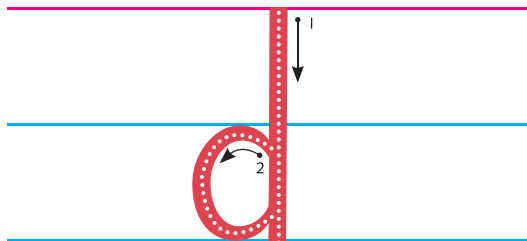
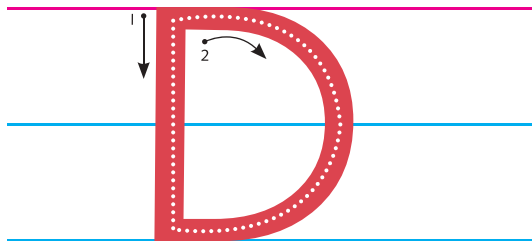


- » Recognition of the sound of the letter **Cc**
- » Observation
- » Vocabulary development



Letter Dd

Trace the capital and small letter **Dd**.



The names of the given pictures begin with the sound /d/.



doll



dog



deer

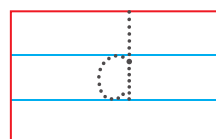
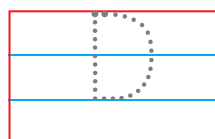
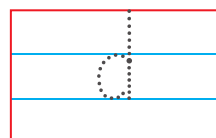
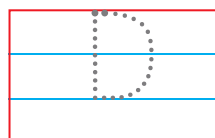
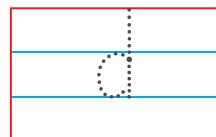
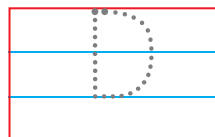
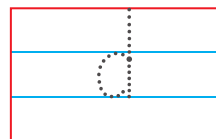
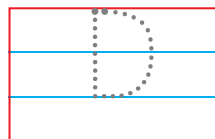
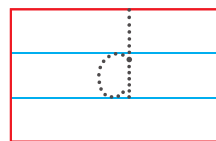
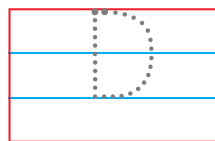


drum



dolphin

Trace and write **Dd**.



Additional Vocabulary

down, dice, door, duck



Skill Focus



- » Recognition of the sound of the letter **Dd**
- » Observation
- » Vocabulary development



Activity Time



Circle the beginning sound of each picture.



b

d



a

c



d

c



a

d

Look at the pictures and write their beginning letters.









Skill Focus




» Fine motor skills • Matching • Identification



Circle the pictures that begin with the same letter sound.
Write that letter in the box.








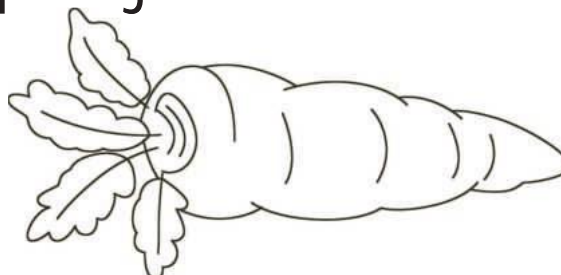


Draw  pattern in the balloon and complete the spelling.



__alloon

Colour the picture given below and complete the spelling.



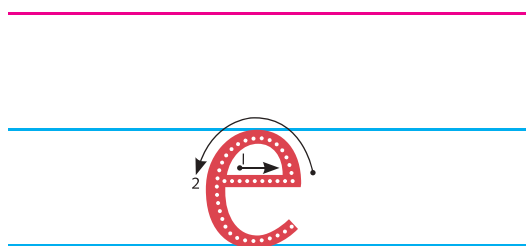
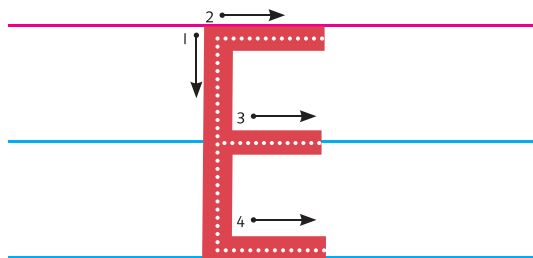
__arrot



Letter Ee



Trace the capital and small letter **Ee**.



The names of the given pictures begin with the sound /e/.



egg



engine



elephant

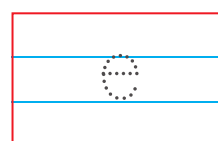
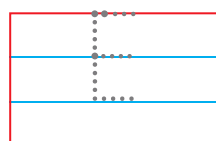
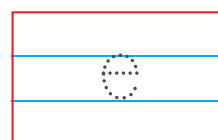
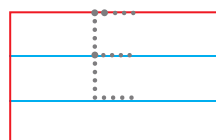
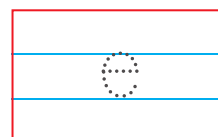
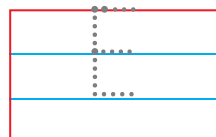
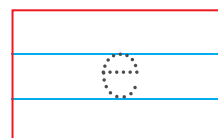
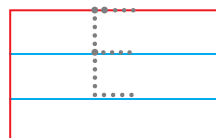
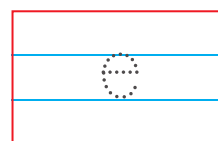
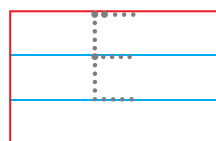


exercise



escalator

Trace and write **Ee**.



Teacher's Corner



Encourage the children to repeat each word given above after you, like this- /e/ /e/ elephant, /e/ /e/ egg.

Skill Focus

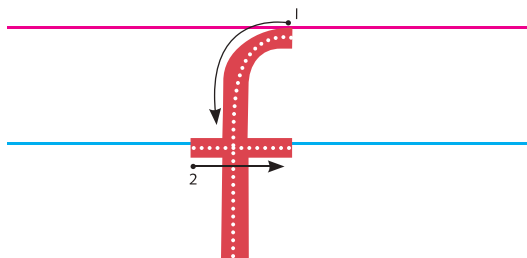
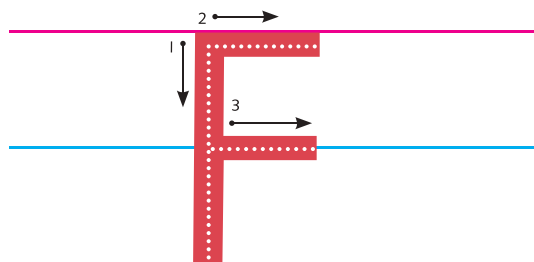


- » Recognition of the sound of the letter **Ee**
- » Observation
- » Vocabulary development



Letter Ff

Trace the capital and small letter **Ff**.



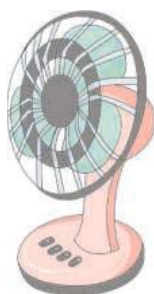
The names of the given pictures begin with the sound /f/.



fire



flag



fan

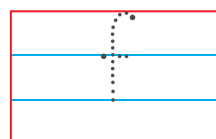
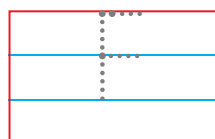
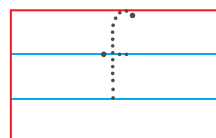
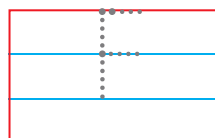
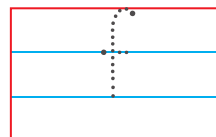
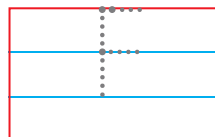
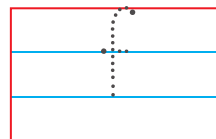
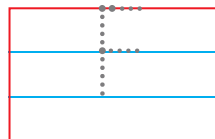
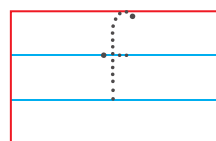
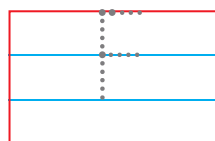


four



fence

Trace and write **Ff**.



Additional Vocabulary

flower, fox, fairy



Skill Focus



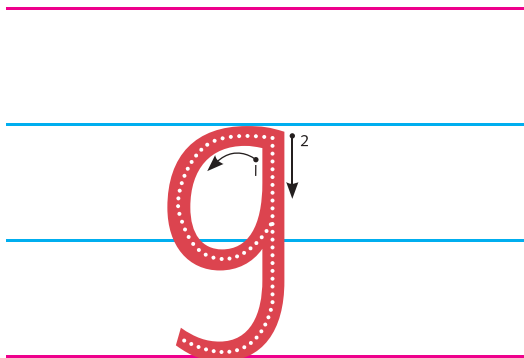
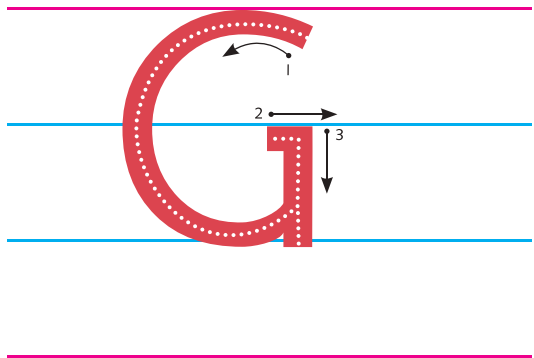
- » Recognition of the sound of the letter **Ff**
- » Observation
- » Vocabulary development



Letter Gg



Trace the capital and small letter **Gg**.



The names of the given pictures begin with the sound /g/.



glue



goat



girl

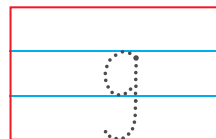
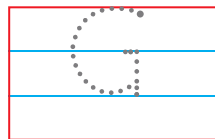
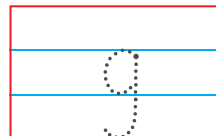
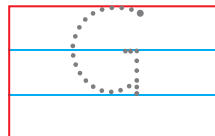
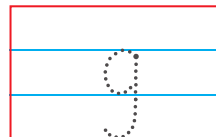
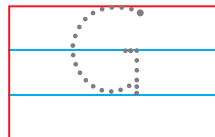
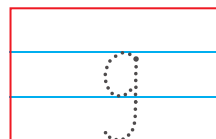
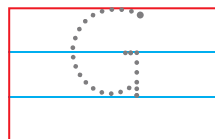
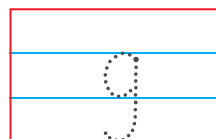
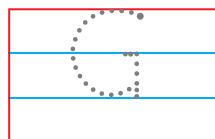


grapes



gloves

Trace and write **Gg**.



Additional Vocabulary

gorilla, gate, grass



Skill Focus

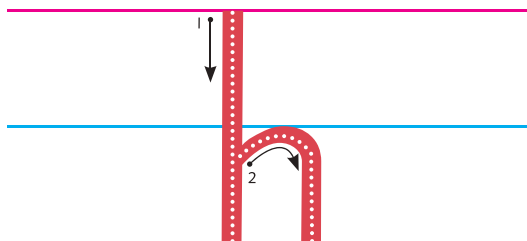
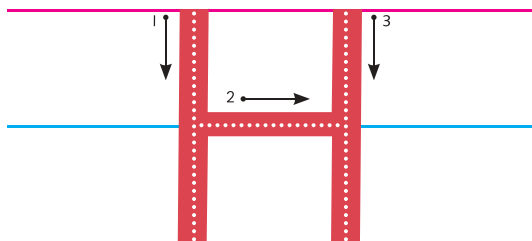


- » Recognition of the sound of the letter **Gg**
- » Observation
- » Vocabulary development



Letter Hh

Trace the capital and small letter **Hh**.



The names of the given pictures begin with the sound /h/.



hut



head



hammer

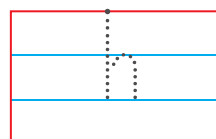
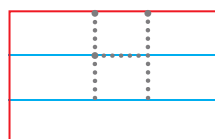
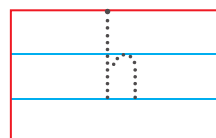
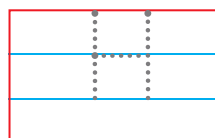
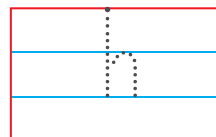
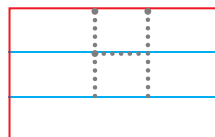
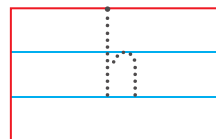
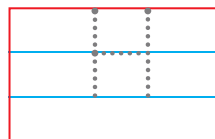
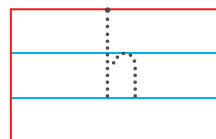
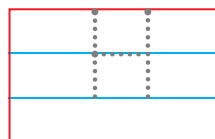


honey



helicopter

Trace and write **Hh**.



Additional Vocabulary

house, hippo, horse



Skill Focus



- » Recognition of the sound of the letter **Hh**
- » Observation
- » Vocabulary development



Activity Time



Say the name of each picture. Circle its initial letter.



e

g

h



h

f

e



g

f

e



e

h

g

Match each capital letter with its small letter.



E

g

F

f

G

h


H

e



Circle the pictures that begin with the same letter sound.
Write that letter in the box.










Trace and colour the picture
of our National Flag and
complete the spelling.



__lag

Skill Focus



» Identification of letters from Ee to Hh • Observation • Thinking skills

Draw eggs in the nest and
complete the spelling.



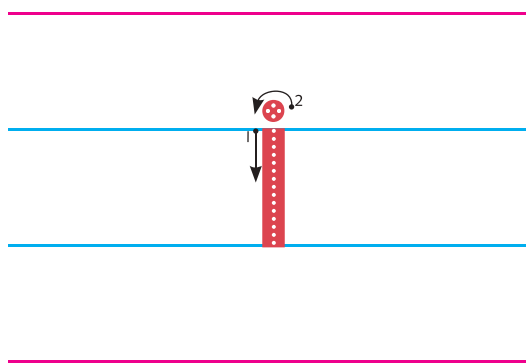
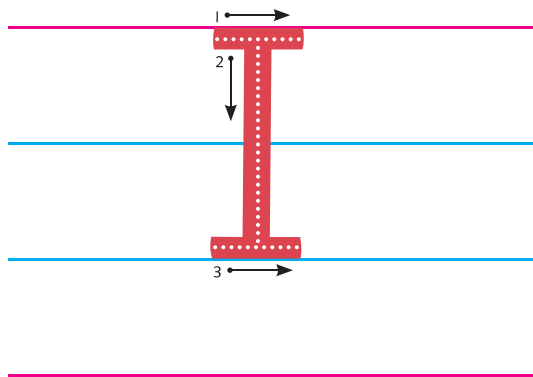
__ggs



Letter Ii



Trace the capital and small letter **Ii**.



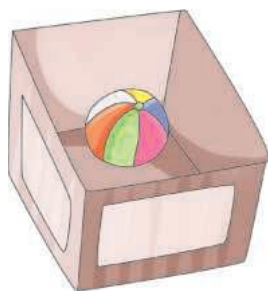
The names of the given pictures begin with the sound /i/.



inkpot



igloo



inside



injection

Trace and write **Ii**.

Additional Vocabulary

insect, iguana



Skill Focus

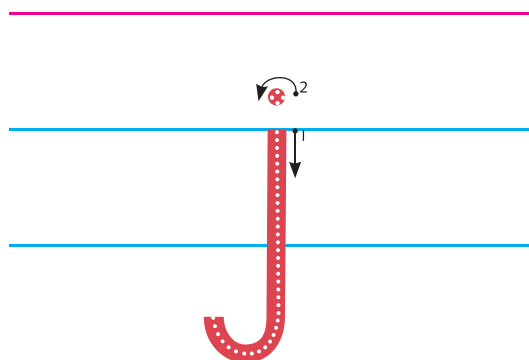
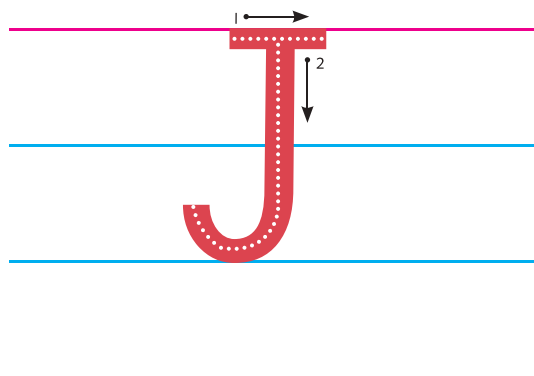


- » Recognition of the sound of the letter **Ii**
- » Observation
- » Vocabulary development



Letter Jj

Trace the capital and small letter Jj.



The names of the given pictures begin with the sound /j/.



jam



jelly fish



jug

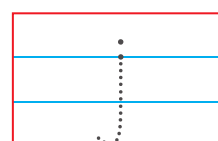
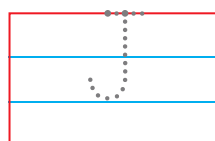
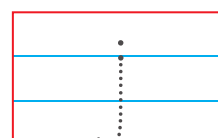
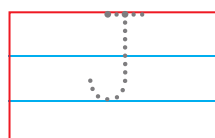
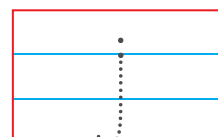
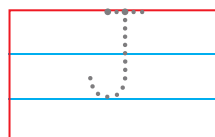
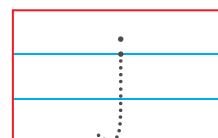
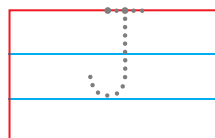
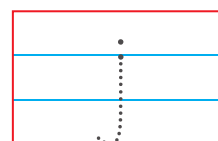
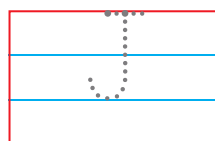


joker



jacket

Trace and write Jj.



Additional Vocabulary

juice, jeep



Skill Focus



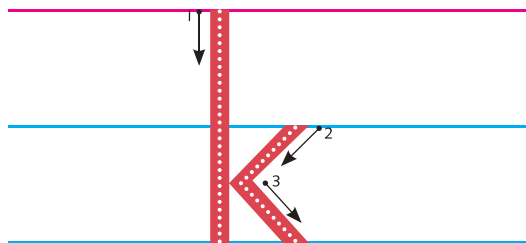
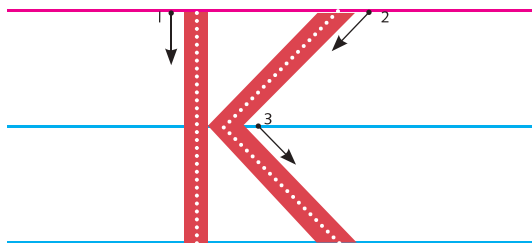
- » Recognition of the sound of the letter Jj
- » Observation
- » Vocabulary development



Letter Kk



Trace the capital and small letter **Kk**.



The names of the given pictures begin with the sound /k/.



kite



kick



king

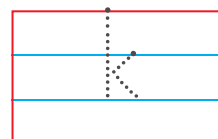
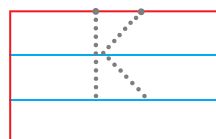
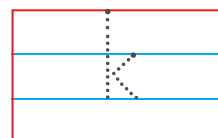
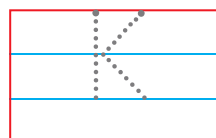
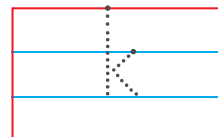
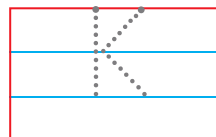
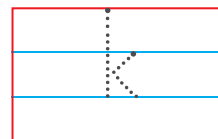
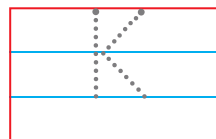
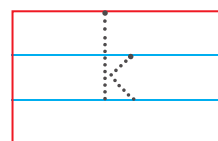
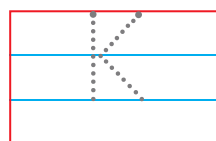


kangaroo



key

Trace and write **Kk**.



Additional Vocabulary

kettle, kitchen, kiwi



Skill Focus

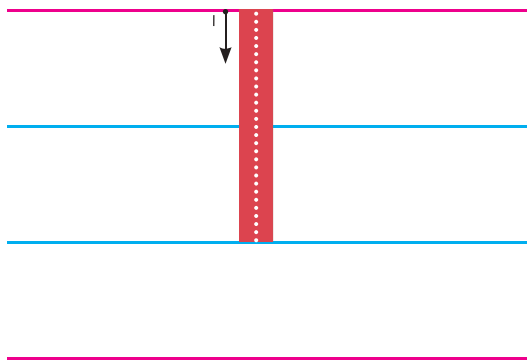
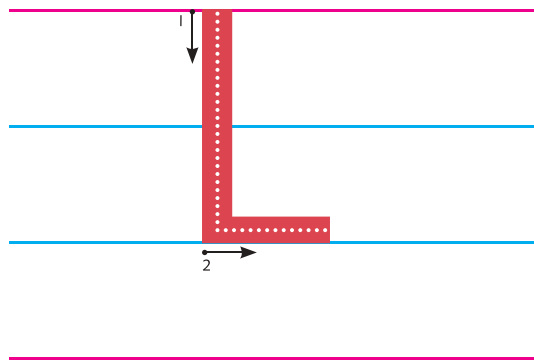


- » Recognition of the sound of the letter **Kk**
- » Observation
- » Vocabulary development



Letter Ll

Trace the capital and small letter **Ll**.



The names of the given pictures begin with the sound **/l/**.



log



lock



lotus

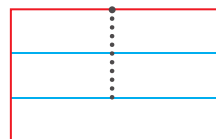
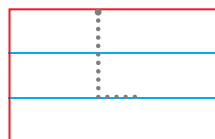
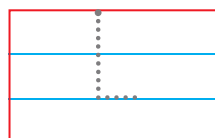
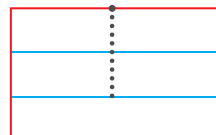
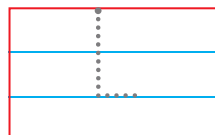
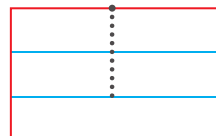
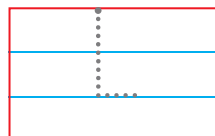
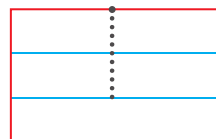
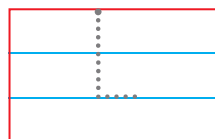


ladle



ladybird

Trace and write **Ll**.



Additional Vocabulary

lion, lamp



Skill Focus




- » Recognition of the sound of the letter **Ll**
- » Observation
- » Vocabulary development



Activity Time



Say the name of each picture and circle its initial sound.



k

i

j



l

j

h



k

l

j

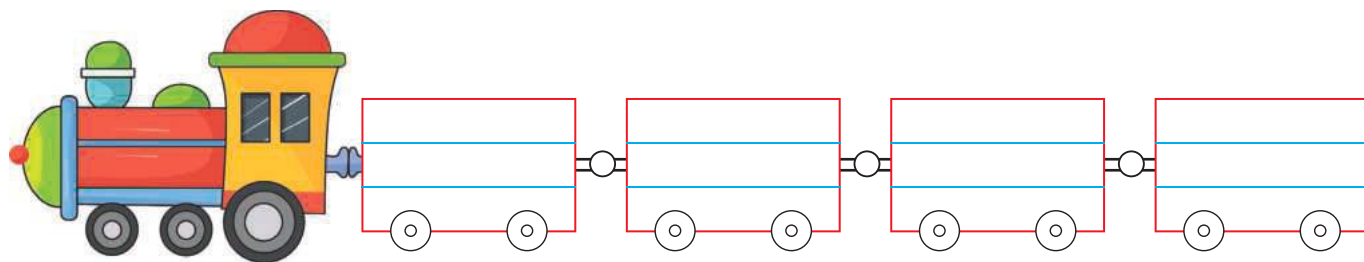


l

j

e

Write the letter from 'i to l' on the alphabet train.






Look at the picture and write its initial letter.









Circle the things that you find in the kitchen and complete the spelling.



__itchen

Colour the picture of the lotus and complete the spelling.



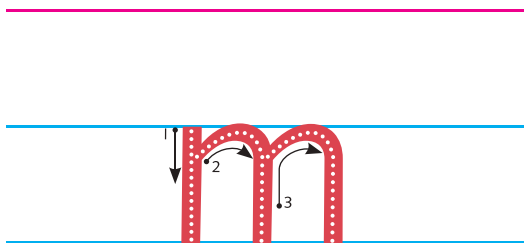
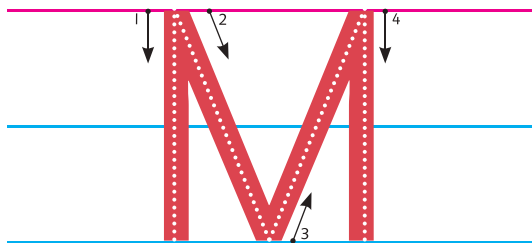
__otus




Letter Mm



Trace the capital and small letter **Mm**.



The names of the given pictures begin with the sound /**m**/.



mat



mop



moon

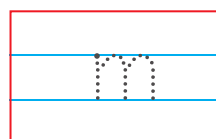
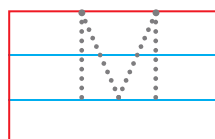
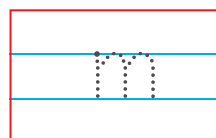
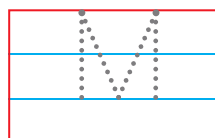
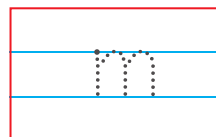
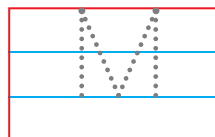
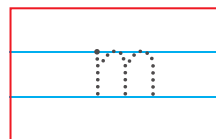
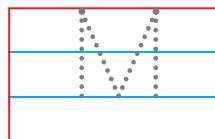
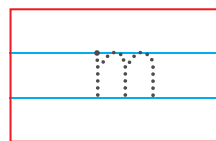
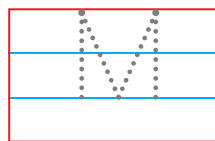


monkey



mobile phone

Trace and write **Mm**.



Additional Vocabulary

mouse, **m**oney



Skill Focus

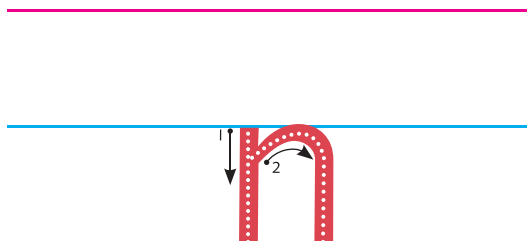
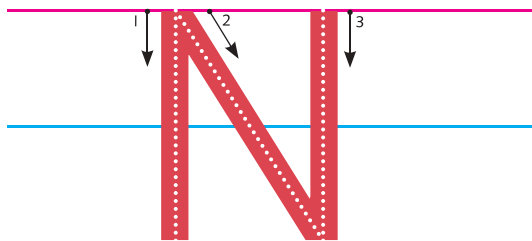


- » Recognition of the sound of the letter **Mm**
- » Observation
- » Vocabulary development



Letter Nn

Trace the capital and small letter **Nn**.



The names of the given pictures begin with the sound /n/.



net



nine



nail

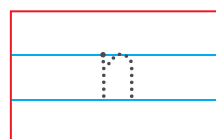
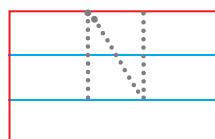
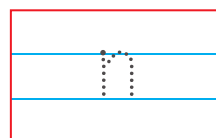
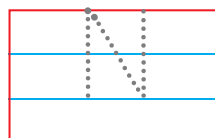
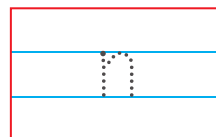
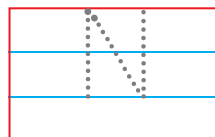
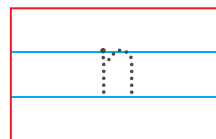
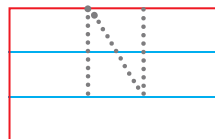
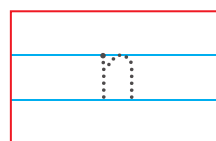
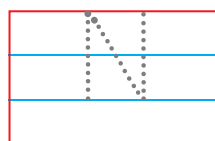


night



newspaper

Trace and write **Nn**.



Additional Vocabulary

napkin, nest



Skill Focus



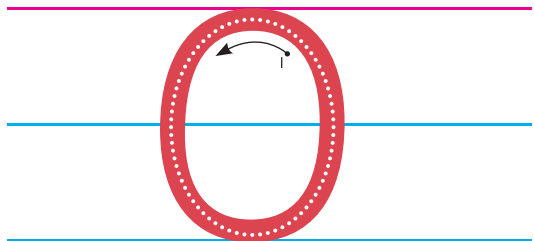
- » Recognition of the sound of the letter **Nn**
- » Observation
- » Vocabulary development




Letter Oo



Trace the capital and small letter Oo.




The names of the given pictures begin with the sound /o/.



ox



oil



onion

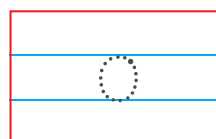
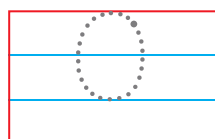
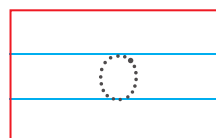
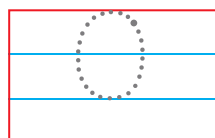
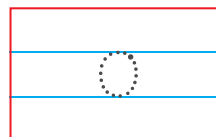
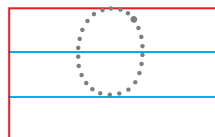
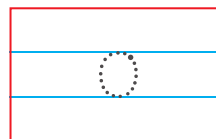
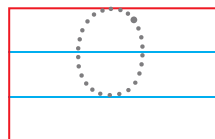
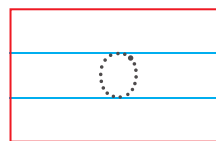
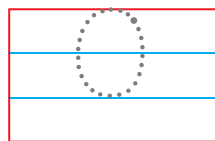


ostrich



orange

Trace and write Oo.



Additional Vocabulary

octopus, olives



Skill Focus

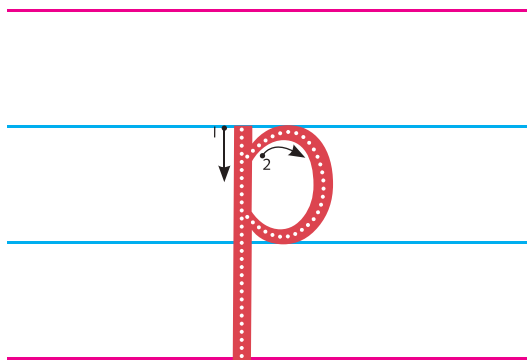
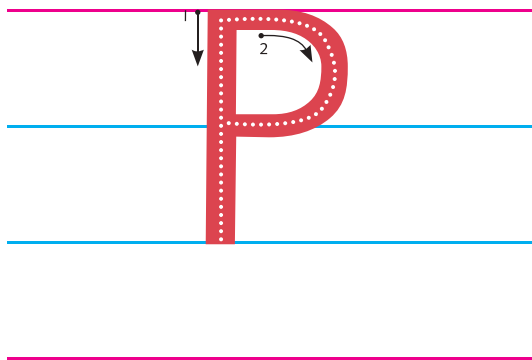


- » Recognition of the sound of the letter Oo
- » Observation
- » Vocabulary development




Letter Pp

Trace the capital and small letter **Pp**.



The names of the given pictures begin with the sound /p/.



pot



pencil



pink

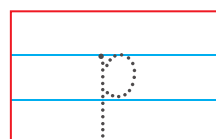
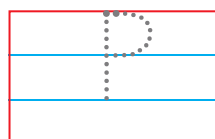
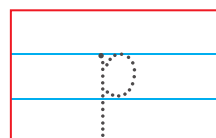
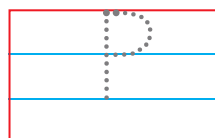
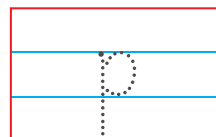
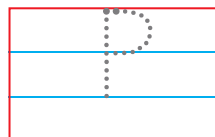
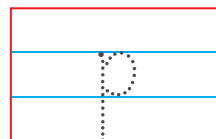
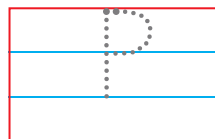
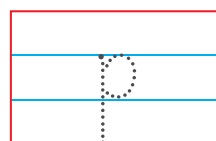
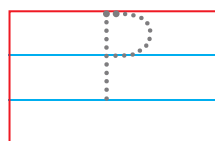


postman



pomegranate

Trace and write **Pp**.



Additional Vocabulary

parrot, pigeon, peacock



Skill Focus



- » Recognition of the sound of the letter **Pp**
- » Observation
- » Vocabulary development



Activity Time



Say the name of each picture and write its initial sound.














Tick (✓) the picture whose name starts with the given letter.


O

☐☐

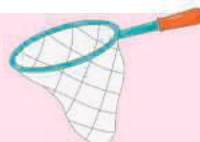
P

☐☐

M

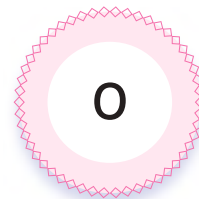


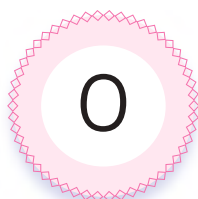


☐☐

N


☐☐



Match each capital letter with its small letter.



Colour the mushroom that has nine spots and complete the spelling.



__ushroom
__ine

Skill Focus



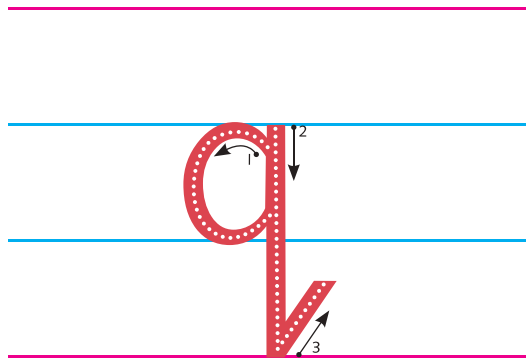
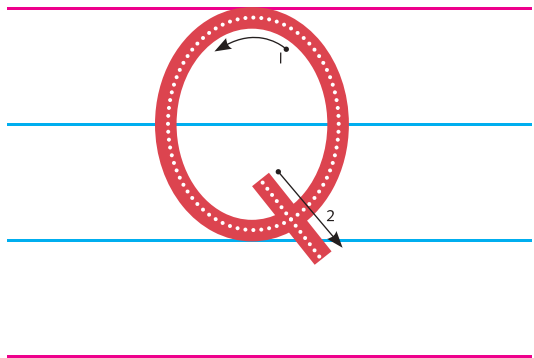
» Identification of letters from Mn to Pp • Observation • Thinking skills



Letter Qq



Trace the capital and small letter Qq.



The names of the given pictures begin with the sound /kw/.



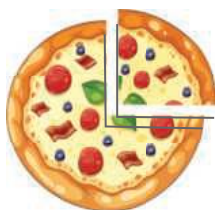
quilt



queen



quail

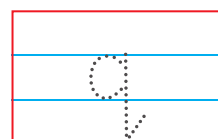
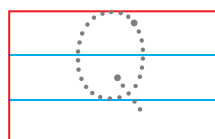
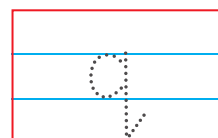
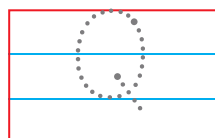
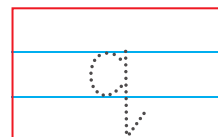
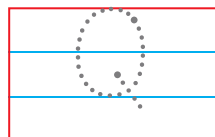
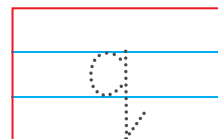
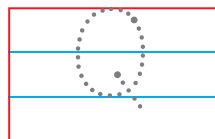
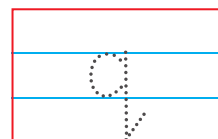
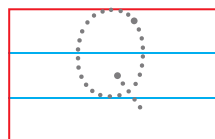


quarter



question mark

Trace and write Qq.



Additional Vocabulary

quill, queue, quiet



Skill Focus

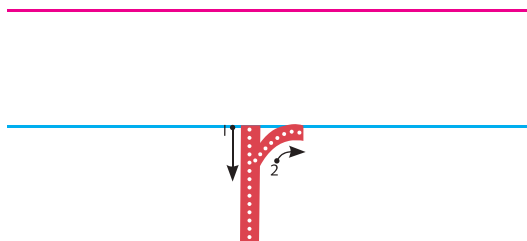
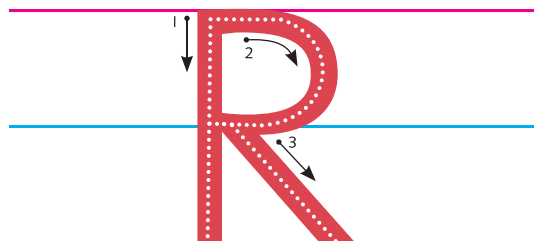


- » Recognition of the sound of the letter Qq
- » Observation
- » Vocabulary development



Letter Rr

Trace the capital and small letter **Rr**.



The names of the given pictures begin with the sound /r/.



rat



rabbit



rain

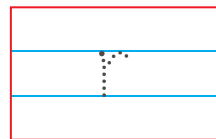
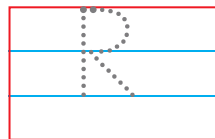
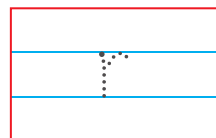
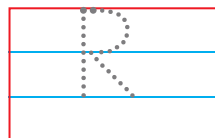
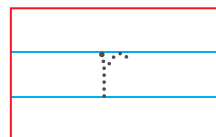
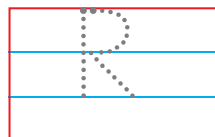
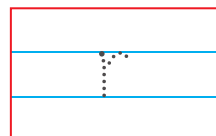
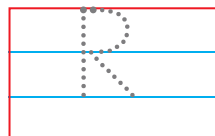
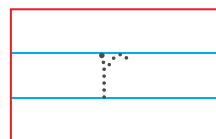
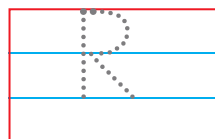


ribbon



rainbow

Trace and write **Rr**.



Additional Vocabulary

ring, rose, rice



Skill Focus



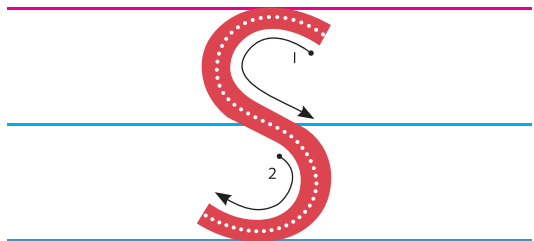
- » Recognition of the sound of the letter **Rr**
- » Observation
- » Vocabulary development



Letter Ss



Trace the capital and small letter **Ss**.



The names of the given pictures begin with the sound /s/.




sofa



soap



socks

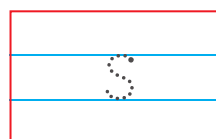
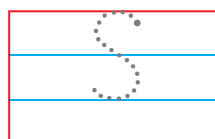
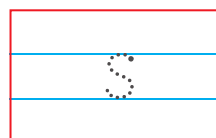
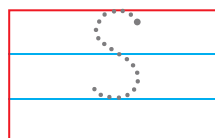
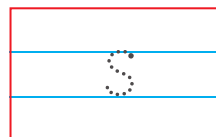
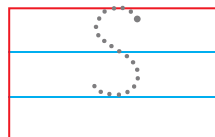
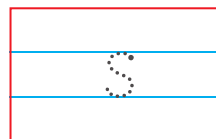
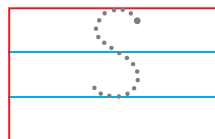
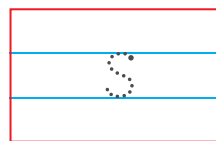
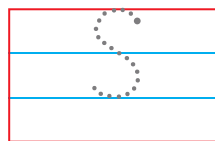


sandwich



sunflower

Trace and write **Ss**.



Additional Vocabulary

squirrel, sun



Skill Focus

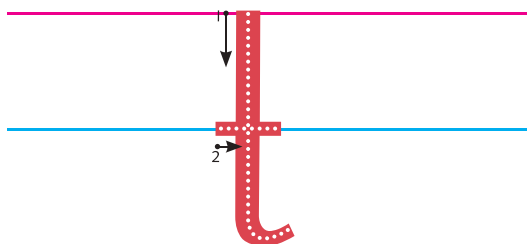
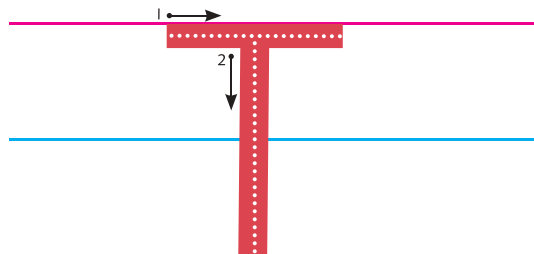


- » Recognition of the sound of the letter **Ss**
- » Observation
- » Vocabulary development



Letter Tt

Trace the capital and small letter **Tt**.



The names of the given pictures begin with the sound /t/.



top



tree



tomato

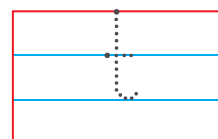
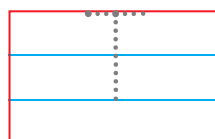
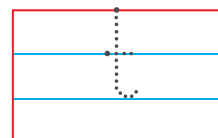
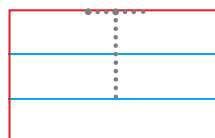
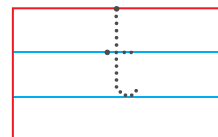
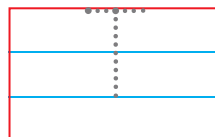
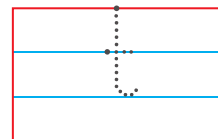
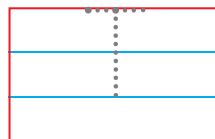
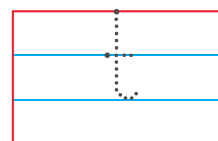
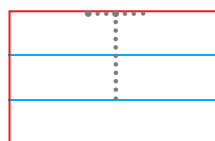


tortoise



tub

Trace and write **Tt**.



Additional Vocabulary

turtle, tiger



Skill Focus



- » Recognition of the sound of the letter **Tt**
- » Observation
- » Vocabulary development



Activity Time



Match the pictures with their initial letters.



r



t



q



s

Say the name of each picture. Write its initial letter.



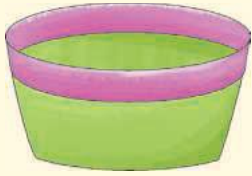








Circle the pictures that begin with the same letter sound.
Write that letter in the blank.









Colour the picture of the
teddy bear and complete
the spelling.



__eddy

Draw and colour a tomato
and complete the spelling.

__omato

Skill Focus



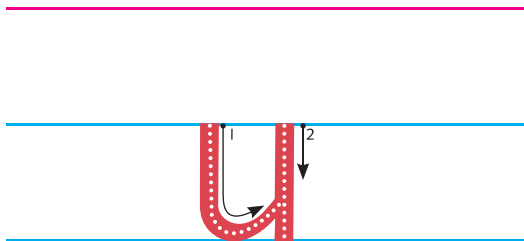
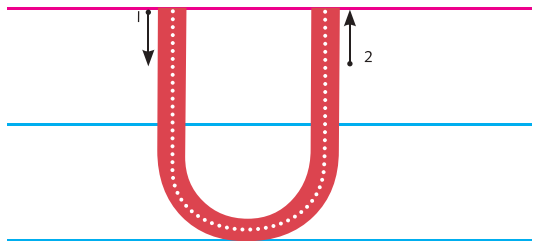
- » Identification of letters from Qq to Tt
- » Observation • Thinking skills



Letter Uu



Trace the capital and small letter **Uu**.



The names of the given pictures begin with the sound /u/.



under



upset



uncle

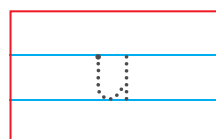
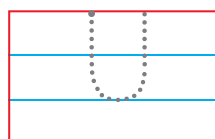
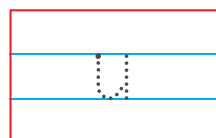
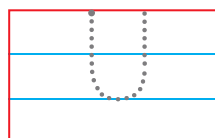
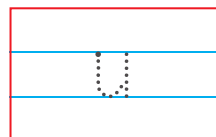
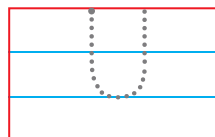
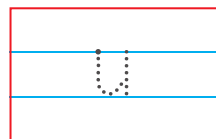
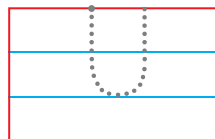
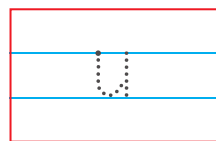
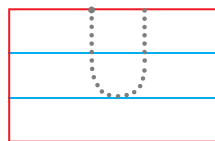


umbrella



untidy

Trace and write **Uu**.



Additional Vocabulary

up, umpire



Skill Focus

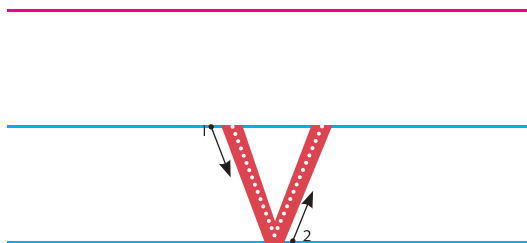
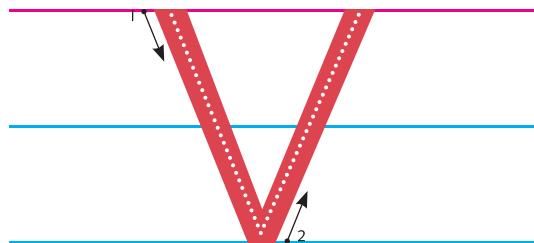


- » Recognition of the sound of the letter **Uu**
- » Observation
- » Vocabulary development



Letter Vv

Trace the capital and small letter **Vv**.



The names of the given pictures begin with the sound /v/.



van



vest



violin

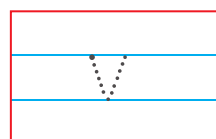
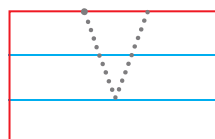
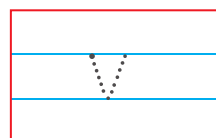
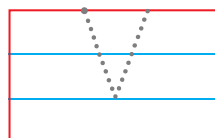
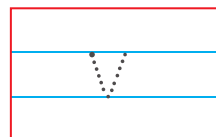
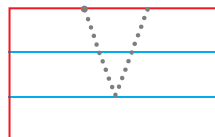
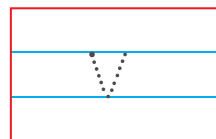
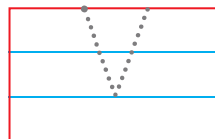
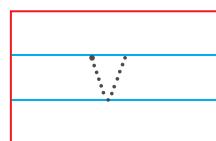
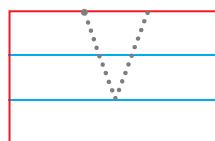


vulture



vegetables

Trace and write **Vv**.



Additional Vocabulary

vase, violet



Skill Focus



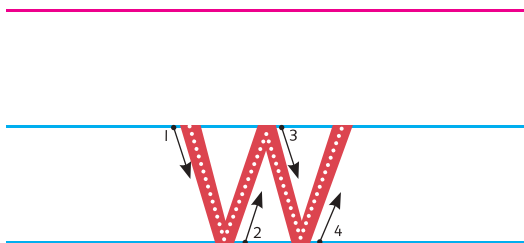
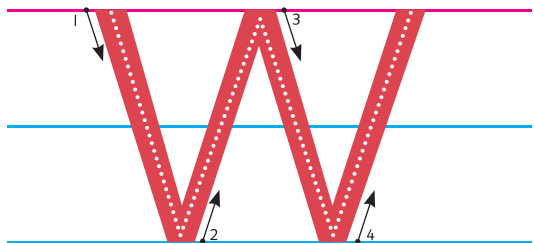
- » Recognition of the sound of the letter **Vv**
- » Observation
- » Vocabulary development



Letter Ww



Trace the capital and small letter **Ww**.



The names of the given pictures begin with the sound /w/.



wall



wool



watermelon

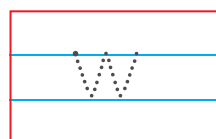
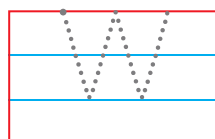
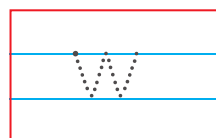
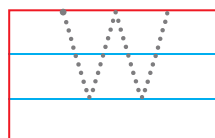
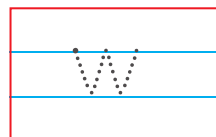
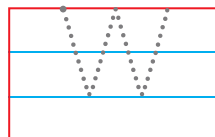
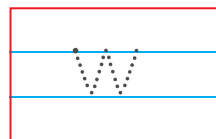
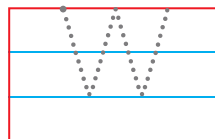
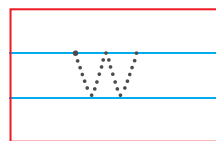
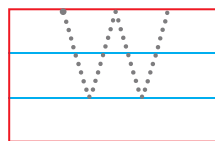


wheel



windmill

Trace and write **Ww**.



Additional Vocabulary

walrus, watch, water



Skill Focus

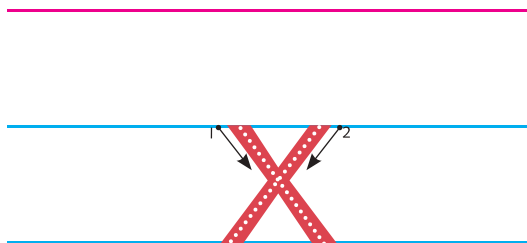
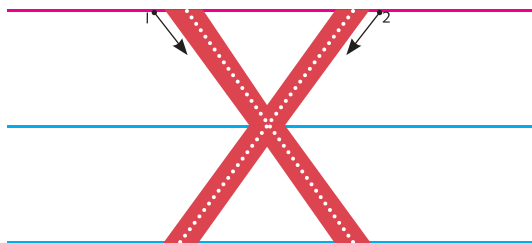


- » Recognition of the sound of the letter **Ww**
- » Observation
- » Vocabulary development




Letter Xx

Trace the capital and small letter **Xx**.



The names of the given pictures have the sound /ks/.



ox



box



fox

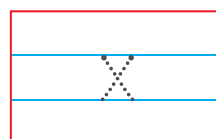
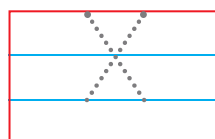
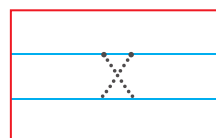
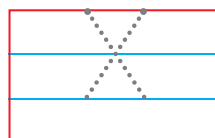
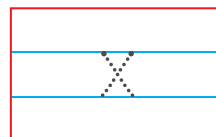
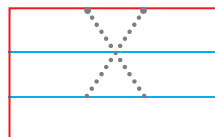
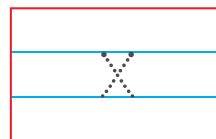
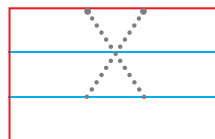
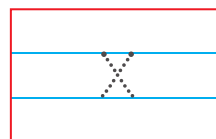
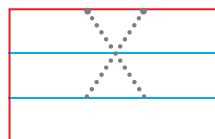


wax



six

Trace and write **Xx**.



Teacher's Corner



Narrate the story—The fox and grapes—to the children.

Skill Focus



- » Recognition of the sound of the letter **Xx**
- » Observation
- » Vocabulary development



Activity Time



Cricle the name of each picture and write its initial sound.



u

v



w

x



v

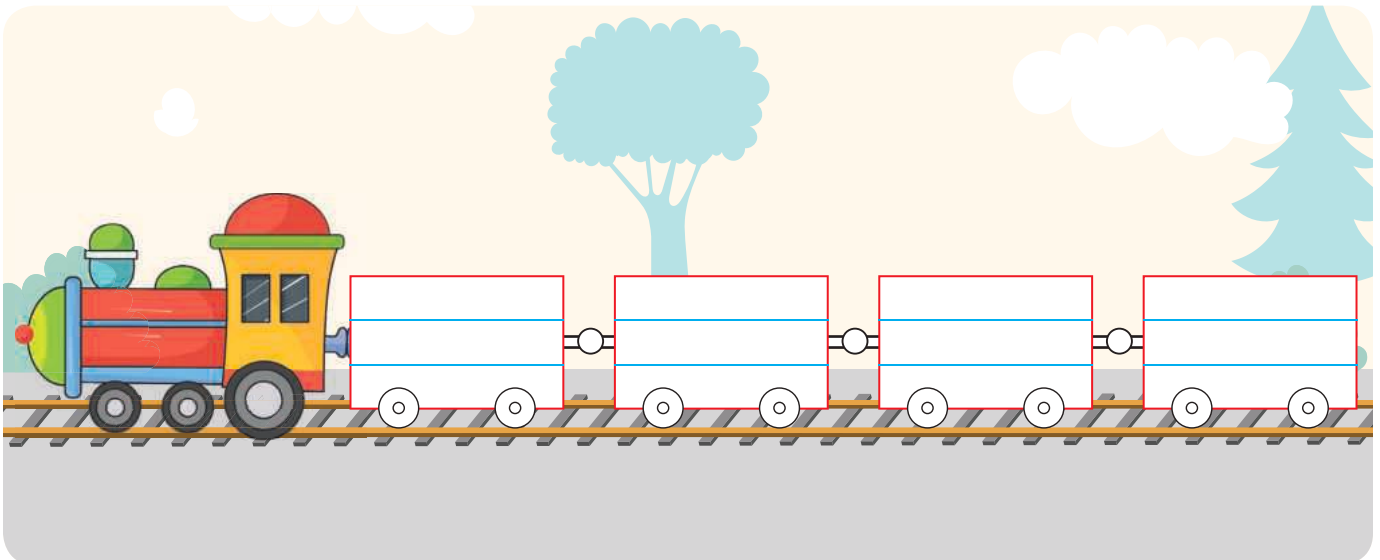
x



x


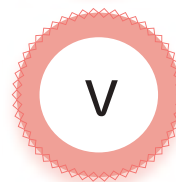



u

Write the letters from **u** to **x** on the alphabet train.







Match each capital letter with its small letter.



Colour the vehicle that has four wheels.



Circle the pictures of vegetables and complete the spelling.



__egetables

Skill Focus



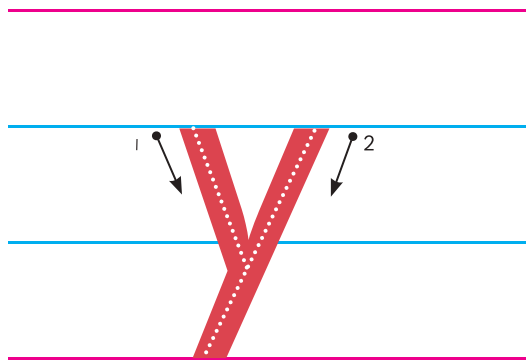
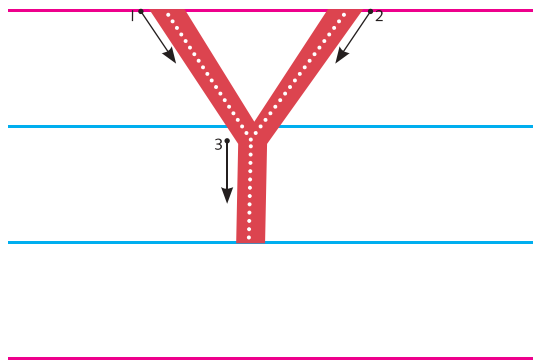
» Identification of letters from Uu to Xx • Observation • Thinking skills



Letter Yy



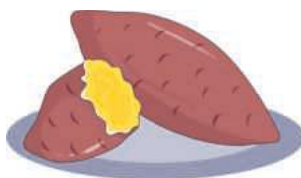
Trace the capital and small letter **Yy**.



The names of the given pictures begin with the sound /y/.



yarn



yam



yoga

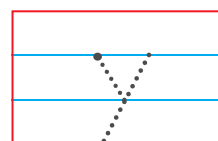
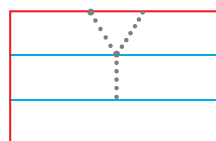
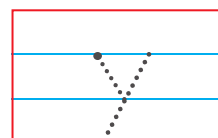
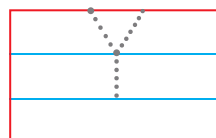
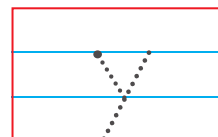
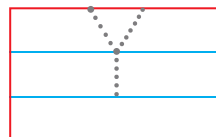
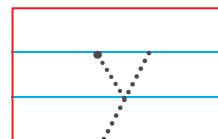
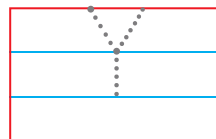
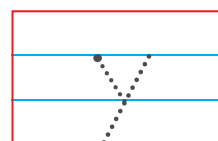
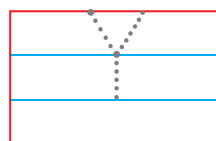


yawn



yellow

Trace and write **Yy**.



Skill Focus



- » Recognition of the sound of the letter **Yy**
- » Observation
- » Vocabulary development

Additional Vocabulary

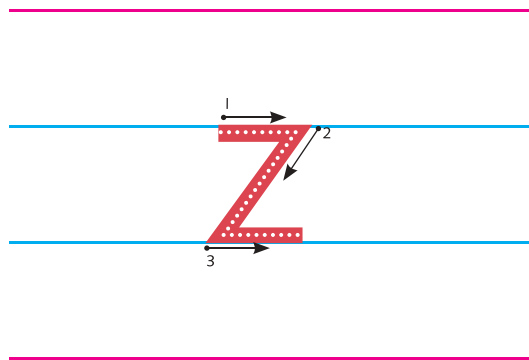
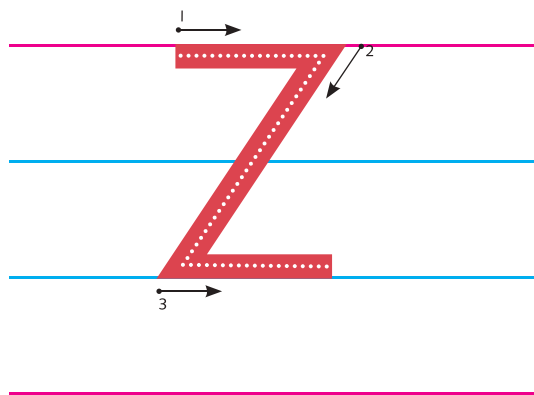
yo-yo, yolk





Letter Zz


Trace the capital and small letter **Zz**.



The names of the given pictures begin with the sound /z/.



zoo



zero



zebra

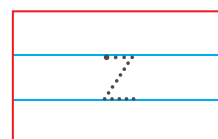
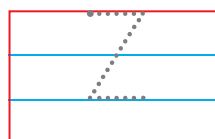
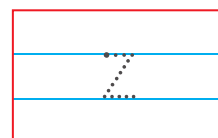
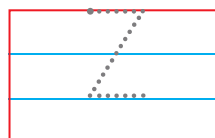
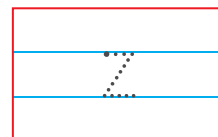
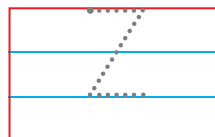
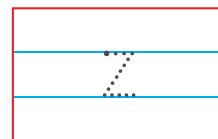
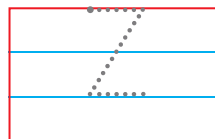
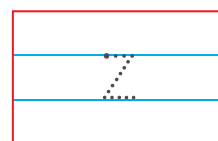
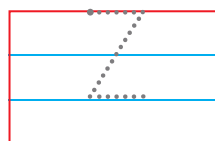


zigzag



zebra crossing

Trace and write **Zz**.



Teacher's Corner



Tell the children to cross the road using the zebra crossing.

Skill Focus



- » Recognition of the sound of the letter **Zz**
- » Observation
- » Vocabulary development



Activity Time



Match each capital letter with its small letter.

Y

x

y

w


Z


t

x


z

Write the initial sound of each picture.





Colour the fruit that is yellow in colour and complete the spelling.



__ellow

Circle the animals that we see in a zoo.





Let's Revise



Letters Aa to Zz

Help Pratik to reach his home by writing missing letters.



Aa

Blank handwriting box for letter Bb

Blank handwriting box for letter Cc

Blank handwriting box for letter Dd

Blank handwriting box for letter Ee

Ff

Blank handwriting box for letter Gg

Blank handwriting box for letter Hh

Blank handwriting box for letter Ii

Blank handwriting box for letter Jj

Blank handwriting box for letter Kk

Blank handwriting box for letter Ll

Mm

Blank handwriting box for letter Nn

Blank handwriting box for letter Oo

Tt

Blank handwriting box for letter Uu

Blank handwriting box for letter Vv

Blank handwriting box for letter Ww

Pp

Blank handwriting box for letter Qq

Blank handwriting box for letter Rr

Blank handwriting box for letter Ss

Xx

Blank handwriting box for letter Yy

Zz





Look at the pictures and write their initial letters.


























Skill Focus



» Identification of letters Aa to Zz » Observation



Super Sight Words

Say aloud the super sight words.

of

is

so

to

it

was

may

as

who

are

go

he

in

for

at

on

the

I

she

or

we

by

an

be

were

my

if

do

am

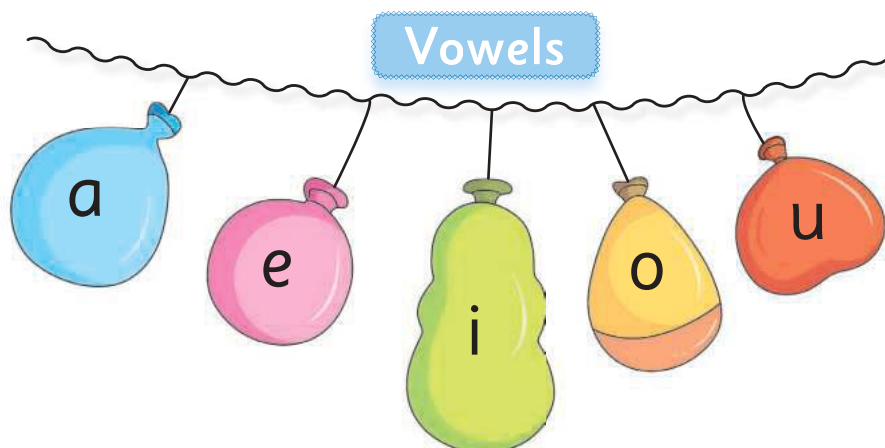
you



Special Letters



There are 26 letters in English alphabet. English alphabet is divided in two parts: 1. Vowels 2. Consonants



The letters **a**, **e**, **i**, **o** and **u** are called **vowels**.
They are five in number.

Consonants




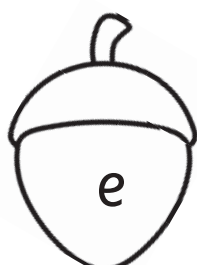

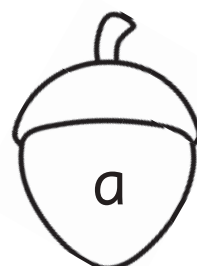
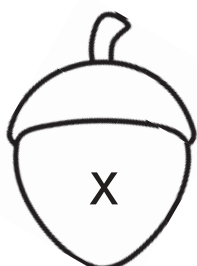
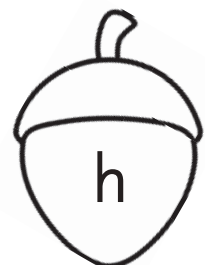
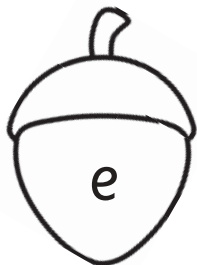


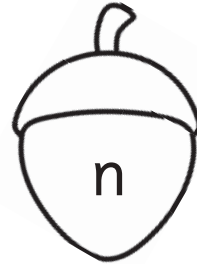
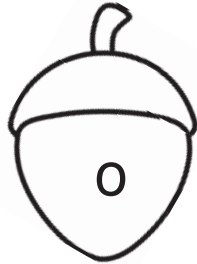
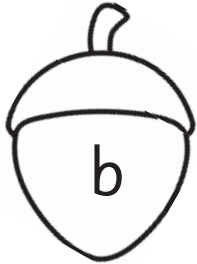
The remaining twenty-one letters are called **consonants**.



Activity Time



Colour the vowels orange and the consonants brown.





Short vowel sound /a/



Repeat after your teacher.

ab	bab	cab	dab	lab	tab
ad	dad	lad	mad	pad	sad
ag	bag	lag	tag	wag	rag
am	dam	jam	mam	ram	yam
an	can	fan	man	ran	van
ap	cap	lap	map	sap	tap
at	bat	cat	fat	mat	rat

Look and read aloud.



A man sat on a mat.



Sam has a van.

Teacher's Corner





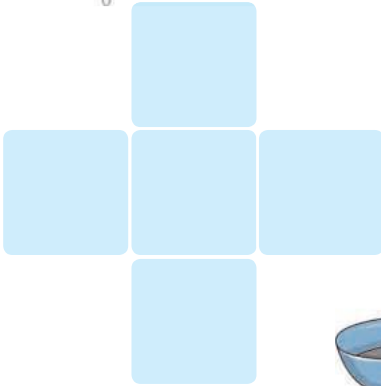
Encourage the children to say the words with short vowel sound /a/.



Activity Time



See the pictures and write their names in crosswords.



Write two more rhyming words in each set.

Gap

Rag

Can

Sat



Short vowel sound /e/



Repeat after your teacher.

ed — bed — fed — red — ted — wed

eg — beg — keg — leg — peg — reg

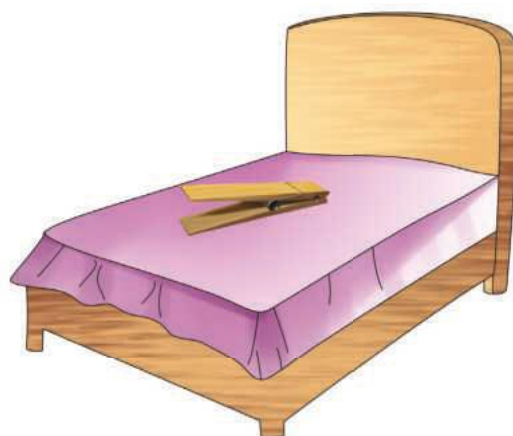
en — den — hen — men — pen — ten

et — jet — net — met — pet — wet

Look and read aloud.



Two men are near a jet.



A peg is on a bed.

Teacher's Corner



Show the pictures with short vowel sound /e/ to the children and ask them to say their names.



Activity Time



Pick the odd one out and write it in the box given.

jet, net, cat, set

dew, tap, few, new

fell, hell, well, wall

Look at the pictures and complete the words.



d _ _ n



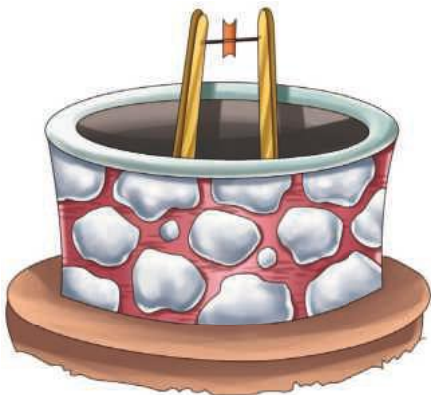
b _ _ ll



_ _ gg



p _ _ t



w _ _ ll



h _ _ n



Short vowel sound /i/



Repeat after your teacher.

ib	bib	fib	jib	nib	rib
ig	big	dig	gig	wig	fig
in	bin	fin	sin	tin	pin
ip	tip	sip	zip	hip	lip
it	bit	fit	hit	kit	sit
ix	fix	pix	six	mix	tix

Look and read aloud.



Tim had a pin.



The tin is big.

Teacher's Corner

Encourage the children to say the words with short vowel sound /i/.





Activity Time



Match the words with their pictures.

tin

zip

nib

lid



Put the missing vowel in the blank space.

1. I will give you a p__n.

2. This is a b__n.

3. I have a n__b pen.

4. Give me the l__d.

5. I will s__t.





Short vowel sound /o/



Repeat after your teacher.

ob

bob

mob

rob

sob

od

cod

nod

rod

pod

og

dog

fog

jog

log

op

mop

nop

top

hop

ot

cot

dot

hot

pot

ox

box

fox

dox

pox

Look and read aloud.



The pot is on the cot.



The top is on the pot.

Teacher's Corner



Ask the children to say the rhyming words of dog, mob, hop and box.



Activity Time



Look at the pictures and complete the words.



T _ _ p



R _ _ d



C _ _ w



C _ _ mb

Write two more rhyming words in each set.

Log

Pot

Rod

Job



Short vowel sound /u/



Repeat after your teacher.

ub	dub	rub	tub	cub	hub
ud	dud	cud	bud	mud	pud
ug	bug	jug	hug	mug	rug
un	bun	run	nun	fun	sun
up	hup	pup	sup	cup	yup
ut	cut	gut	nut	hut	rut

Look and read aloud.



A jug is on a rug.



A pug is on the hut.

Teacher's Corner



Encourage the children to say the words with short vowel sound /u/.



Activity Time



See the pictures and match them with their correct words.



Gun

Nut



Bug



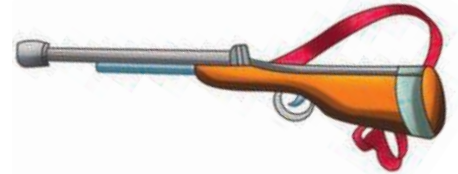
Gum



Tub



Mug



Look at the pictures and complete the sentences.

1. Bob lives in a h__t.



2. Aadi has a P__p.



3. This pond has d__cks in it.



Use of 'And'



'And' is used for joining two words.

Look, speak and learn.



a bat



a ball



a bat and a ball



a dog



a puppy



a dog and a puppy



a lock




a key



a lock and a key



a pen



a pencil




a pen and a pencil



Activity Time



Look at the pictures and fill in the blanks using 'and'.



a cat _____ a mat



a bat _____ a ball



an ant _____ an apple



a tub _____ a mug



a lion _____ a cub



a boat _____ a ship



a pen _____ a pencil



a lock _____ a key



Use of 'A' and 'An'



Use of 'a'

We use 'a' before the name of one person, place, animal or thing. The word should begin with any sound except a, e, i, o or u.

For example:

a cap



a cake



a key



a book



a lemon



a face



a rope



a duck



a gift



a fish



Teacher's Corner



Write more words on the blackboard and help students understand the use of the article 'a'.



Use of 'an'

We use 'an' before the name of one person, place, animal or thing. The word should begin with the sound a, e, i, o or u.

For example:

an apple



an egg



an igloo



an axe



an orange



an umbrella



an insect



an ant



an ice cream



an olive



an eye



an ox



Teacher's Corner



Write more words on the blackboard which need 'an' before them. Help the children understand the use of 'an'.



Activity Time



Tick (✓) the correct use of 'a' and 'an'.



An owl

☐


A hen

☐

A ball

☐

An ice cream

☐

A elephant

☐

An book

☐

Put **A** or **An** before the following naming words.

_____ iron

_____ shirt

_____ duck

_____ orange

_____ apple

_____ bat

_____ key

_____ shoe

_____ eye

_____ ox



Opposites

Look, speak and learn.



Tall tree



Short plant



Small duster



Big board



Open book



Closed book



Happy



Sad



Activity Time



Write the opposite for the following.



_____ boy



_____ girl



_____ girl

_____ boy