


FEEL ALIVE®













Can the soul of a car company touch the heart of its drivers?

We believe so.

And have made it our pursuit.

Our passion.

Each day it inspires us.

To be inventive.

To push the limits.

To perpetually improve.

And guides us.

To breathe life into metal.

Transform light into art.

Tune engines to a feeling.

And form a bond between human and machine.

Over the last 100 years, we've been putting ingenuity before conventional thinking.

Expressed on the road.

And on the track.

Using technology to enhance our touch. Not replace it.

To not just build a car.


But create a connection.

One that begins the moment you see it.

And grows stronger every time you get behind the wheel.

Until you no longer feel like you're driving.

You feel alive.





1-273
CORTLANDT ST
BARCLAY ST




MAZDA6

WRL 728



2021 Mazda6 Signature shown in Machine Gray Metallic



THE MAZDA6

Truly beautiful design goes beyond simply being aesthetically pleasing. It invites action. With its sleek seductive profile, the Mazda6 demands to go to new places. For you to see more. Feel more. And expand your possibilities. Inside, the available ambient LED cabin lighting highlights an elegant cabin perfectly set to host new experiences and entertain bold ideas. With every glance, every curve and every mile, there is always more to discover and be inspired by.



KODO: "SOUL OF MOTION"


A bold conviction. Born from our obsession to create beautiful vehicles. Expressed through our design language called Kodo: "Soul of Motion." Capturing movement, even at a standstill. Simplified characteristics that embrace the Japanese philosophy of essentialism. This compelling evolution in our design aesthetic pursues beauty through subtraction and purity. Reflections of light across its surface create more complex and intriguing shapes.







Machine Gray Metallic shown. Extra cost option available with select trims. Visit [MazdaUSA.com](https://www.MazdaUSA.com) to see all the vibrant color choices available.



THE ART OF SEDUCTION

Each element of our design process is intentional. Including the paint. Before a single drop of color is applied, master painters first perfect their technique by hand. Ensuring the surface of the Mazda6 has depth and saturation. Illuminating the curves and characteristics of our Kodo design. They apply color with the precision of highly sharpened senses. The machines used to paint the Mazda6 are calibrated to replicate the exact movement of this human technique. Our daring array of lustrous finishes may be the final touch on the Mazda6, but it is the first thing that will catch your eye.



DESIGN THAT IGNITES YOUR SENSES

Bold in its intention, the Mazda6 Carbon Edition is a captivating expression of our Kodo design language. Its sophisticated Polymetal Gray paint reveals new dimensions to the sculpted exterior. Its 19-inch alloy wheels, side mirrors and rear decklid spoiler are finished in black to provide a refined accent. Inside, the cabin's seats are trimmed in red leather, and make a purposeful statement. A revelatory experience, inspiring you to embrace what's next.





2021 Mazda6 Carbon Edition shown





IT'S A MARK OF PRIDE. A SYMBOL OF DEVOTION.


Nowhere is our commitment to craftsmanship and mastery more pronounced than in the Mazda6 Signature. Ultrasuede® adorns the doors and dashboard and radiates a subtle gold sheen, using a technique similar to that which is used to make ornate kimonos. Natural materials like supple Nappa leather and Japanese Sen wood, often used for furniture and musical instruments, reward your senses. And leave you in a better state of mind after every drive.



DESIGN WITH A SINGLE FOCUS: YOU.

For decades, we've studied the human body: how it moves, sensations of touch, sound and sight, muscle and skeletal structure. Every consideration has been made so the Mazda6 feels as if it were built just for you. Effortlessly responding to your direction. This is the human-centric design philosophy known as Jinba Ittai—horse and rider as one.

Our seats further enhance this connection and are shaped to maintain a more comfortable and relaxed posture, and provide natural balance. The driving experience has been engineered to consider the way the human body moves naturally, so that the car exhibits a calming sense of poise, handling and comfort. You feel as though your Mazda is an extension of your body. Leaving you feeling energized. Rejuvenated. You, at one with your Mazda.







¹ 250 hp and 320 lb-ft of torque with 93 octane fuel. 227 hp and 310 lb-ft of torque with 87 octane fuel.



A MORE POWERFUL YOU

While performance can be quantified, emotions cannot. The available Skyactiv®-G 2.5 Turbo engine delivers up to 250 hp¹. And for this year, it has been further refined to produce up to 320 lb-ft of torque! Impressive numbers, but their true value comes to life when you experience the pure driving joy of the Mazda6 firsthand. Our Skyactiv-Drive 6-speed automatic transmission is geared to deliver power when and where you need it most. So each drive is more responsive, expressive and enjoyable.

FEELING IS BELIEVING

Driving should reward the senses, not confuse them. G-Vectoring Control Plus is an innovative technology that is always working in the background, using subtle weight shifts and individual brake inputs to make the steering response more consistent and intuitive. Curves will feel more natural. And you'll feel more confident.







1 Always check your mirrors. Be aware of the traffic around you. There are limitations to the range and detection of the system. Please see your Owner's Manual for further details. **2** Smart City Brake Support-Reverse operates under certain conditions between about 2 and 4 mph when an obstruction is detected at the rear of the vehicle. It is not a substitute for safe and attentive driving and is only designed to reduce damage in the event of a collision. There are limitations to the operation and detection of the system. Please see your Owner's Manual for further details. **3** Driver Attention Alert operates under certain driving conditions above 40 mph. It is not a substitute for safe and attentive driving. There are limitations to the range and detection of the system. Please see your Owner's Manual for further details.



TO HEIGHTEN YOUR SENSES, WE CREATED A FEW OF OUR OWN.


Technology that works in concert with the driver, to help you stay in the moment, and be one with your Mazda. This is the thinking behind the intelligent i-Activsense® suite of safety features. Blind Spot Monitoring¹ and Rear Cross Traffic Alert¹ are designed to help you avoid collisions. Mazda6 Signature adds standard Smart City Brake Support–Reverse², which can automatically apply the brakes if needed when in reverse, and Driver Attention Alert³ to further enhance your awareness of the road around you. These advanced innovations seamlessly integrate with your Mazda6, so you can experience the joy of every drive.

MAKE A SMARTER CONNECTION

Your inspiration. Your space. This is the driver-centric cabin of the Mazda6. Every control is perfectly placed, intuitively within your reach, so you can stay focused on the road ahead. The instrument panel is precisely crafted to minimize distraction. An 8-inch center display shows music details, maps and more, with clarity. The center console and Commander control are positioned for optimal comfort of the wrist and forearm. And for select Mazda6 vehicles, including the Mazda6 Signature, the Mazda Connect™ Infotainment System features Android Auto™ compatibility¹, and a wireless connection to Apple CarPlay™ for your compatible iPhone® (shown)¹. Communication between you and your vehicle becomes second nature—by design.



MyMazda App shown. Compatible phone required.





¹ Apple CarPlay shown while using iOS 13. Requires compatible phone and standard text and data rates apply. Third-party interface providers are solely responsible for their product functionality and third-party terms and privacy statements apply. Don't drive while distracted or while using a hand-held device. Android and Android Auto are trademarks of Google LLC. Apple CarPlay, iPhone and Siri are trademarks of Apple Inc.





BALANCING SILENCE AND SOUND

Sometimes silence is just as important as sound. The Mazda6 is engineered to help insulate you from distracting outside noise, while still allowing for sounds from the road and engine so your connection to the drive is heightened. Your levels of stress and fatigue are lowered. It's all about shielding you from all that is unnecessary, so you can focus on what will bring you joy: exceptional driving.

And when that drive requires a soundtrack, this acoustically considered cabin also allows the available Bose® audio system to take center stage, with 11 speakers working in concert to provide a detailed, crystal-clear listening experience.


THE HUMAN TOUCH

The Mazda Takumi are the artisans and craftsmen who hone their skills for years, even decades, to achieve mastery. From their first sketch to the final stitch, their passion, patience and dedication are poured into every vehicle. The Takumi master clay modelers are so highly skilled that they instinctually carve the shape of the vehicle from a block of clay—sometimes with their eyes closed—ensuring every curve is pleasing to not only the eyes, but to the touch as well. Exhaustive efforts are made to perfect the outcome of their design. Leaving you with their very best. From designer to driver, this connection ultimately creates an enriching emotional bond between you and your Mazda.









A TAILORED SPACE

No surface overlooked. No stitch ignored. It is this attention to detail that strengthens the connection between you and your Mazda. With available features that include an 8-way power-adjustable driver's seat, a heated steering wheel, heated and ventilated front seats, and heated rear seats, every aspect of the Mazda6 has been designed to provide a personalized level of comfort. A space that restores. Invigorates. Crafted just for you.



Every Mazda is designed to inspire.

We refine, so you can focus on the essential.

Our measurements are emotions. Our stats, stories.

Each decision is made to heighten your mood, your senses and your abilities.

Because to us, the road is a source of discovery, to which there is no end.

MAZDA. FEEL ALIVE.®





MAZDA6 SPORT



AVAILABLE EXTERIOR COLORS¹

STANDARD FEATURES INCLUDE:

SKYACTIV®-G 2.5 DOHC 16-valve 4-cylinder engine
SKYACTIV-Drive 6-Speed automatic transmission with manual shift and Sport modes
SKYACTIV-VEHICLE DYNAMICS with G-Vectoring Control Plus
17-inch alloy wheels with Gun Metallic finish and P225/55 R17 tires
LED headlights with auto on/off
LED daytime running lights
LED combination taillights
Rain-sensing windshield wipers
Body-colored power side mirrors with integrated LED turn signals
Dual exhaust outlets with Bright Silver finish
Dual-zone automatic climate control
Power windows with one-touch auto up/down feature
Power door locks
Remote keyless entry system
Push Button Start

Electronic parking brake
Driver's and front passenger's side-door courtesy light
Tilt and telescopic steering wheel
Cloth-trimmed sport seats
6-way manually adjustable driver's seat with manual lumbar support
60/40 split fold-down rear seatback
Rear seat center armrest with cupholders
Audio system with 6 speakers
MAZDA CONNECT™ Infotainment System²
Infotainment system voice command, Multifunction Commander control, 8" full-color touch-screen display, HD Radio™, Aha™, Stitcher™, Pandora® internet radio integration, SMS text message audio delivery and reply, E911 automatic emergency notification¹⁶
Bluetooth® hands-free phone and audio streaming
USB audio inputs (2)
Apple CarPlay™ and Android Auto™ integration³

Leather-wrapped steering wheel and gear selector
Steering-wheel-mounted audio and cruise controls
Carpet floor mats
Advanced front air bags, front side-impact air bags and side-impact air curtains⁴
Dynamic Stability Control⁵ (DSC) & Traction Control System (TCS)
Blind Spot Monitoring⁶
Rear Cross Traffic Alert⁶
Smart Brake Support with Collision Warning⁷
Advanced Smart City Brake Support with Day and Night-time Pedestrian Detection⁸
Mazda Radar Cruise Control with Stop & Go⁹
Lane Departure Warning System¹⁰
Lane-keep Assist¹⁰
High Beam Control
Engine-immobilizer anti-theft system
Tire Pressure Monitoring System (TPMS)
Rearview camera¹¹

Please refer to the next two pages for important qualifiers.

ENGINES

SKYACTIV®-G 2.5 DOHC 16-valve 4-cylinder engine (Sport, Touring)

187 hp @ 6,000 rpm

186 lb-ft of torque @ 4,000 rpm

SKYACTIV-G 2.5 Dynamic Pressure Turbo engine

(Grand Touring, Grand Touring Reserve, Carbon Edition and Signature)

250 hp @ 5,000 rpm (with 93 octane fuel)

227 hp @ 5,000 rpm (with 87 octane fuel)

320 lb-ft of torque @ 2,500 rpm (with 93 octane fuel)

310 lb-ft of torque @ 2,000 rpm (with 87 octane fuel)

TRANSMISSION & DRIVETRAIN

SKYACTIV-Drive 6-speed automatic with manual shift and Sport modes

SKYACTIV-VEHICLE DYNAMICS with G-Vectoring Control Plus

Hill Launch Assist^a

FUEL ECONOMY

EPA-estimated MPG (city/highway)^b

SKYACTIV-G 2.5 26 / 35

SKYACTIV-G 2.5 Turbo 23 / 31

FUEL TANK CAPACITY

16.4 U.S. gallons

DIMENSIONS

Overall length: 192.7"

Wheelbase: 111.4"

Width: 72.4"

Height: 57.1"

TRUNK CAPACITY

14.7 cubic feet

^a Hill Launch Assist is an auxiliary device that assists the driver in accelerating from a stop while on a slope. It is not a substitute for safe and attentive driving. There are limitations to the system. Please see your Owner's Manual for details. ^b EPA-estimated mileage. Actual results will vary.



MAZDA6 TOURING



AVAILABLE EXTERIOR COLORS¹

ADDS TO OR IN PLACE OF SPORT FEATURES:

19-inch alloy wheels with Gun Metallic finish and P225/45 R19 tires
Power sliding-glass moonroof with one-touch-open feature and interior sunshade
Mazda Advanced Keyless Entry System
6-way power-adjustable driver's seat with manual lumbar support
Heated front seats
Rear A/C vents
Leatherette-trimmed sport seats
Illuminated driver's and front passenger's vanity mirrors
Rear seat center armrest with storage and 2 USB charging ports



MAZDA6 GRAND TOURING



AVAILABLE EXTERIOR COLORS¹

ADDS TO OR IN PLACE OF TOURING FEATURES:

SKYACTIV®-G 2.5 Dynamic Pressure Turbo engine
 Heated side mirrors
 Auto-dimming driver's side mirror
 Turbo badge
 Bose® 11-speaker premium audio system with
 Centerpoint® 2 and AudioPilot® 2
 Paddle shifters
 SiriusXM Satellite Radio with 3-month trial subscription
 to the Sirius All Access package¹²
 Auto-dimming rearview mirror with HomeLink®
 Leather-wrapped steering wheel
 Apple CarPlay™ wireless connection³



MAZDA6 GRAND TOURING RESERVE



AVAILABLE EXTERIOR COLORS¹

ADDS TO OR IN PLACE OF GRAND TOURING FEATURES:

Automatic power folding side mirrors
 19-inch alloy wheels with Brilliant Silver finish
 Rear decklid spoiler
 LED headlights with Adaptive Front-lighting System
 Front lower molding with Bright finish
 Windshield wiper de-icer
 Windshield-projected full-color Active Driving Display
 Leather-trimmed sport seats
 Heated steering wheel
 8-way power-adjustable driver's seat with power lumbar
 adjustment and 2-position memory
 6-way power-adjustable front passenger's seat
 Ventilated front seats
 Heated rear seats

¹ Available exterior colors, some available at extra cost, vary based on vehicle and trim combinations. Visit MazdaUSA.com to see all the vibrant color choices available. ² Don't drive while distracted. Even with voice commands, only use Mazda Connect™/other devices when safe. Some features may require cellular or Wi-Fi service; some features may be locked out while the vehicle is in motion. Not all features are compatible with all phones. Message and data rates may apply. ³ Requires compatible phone and standard text and data rates apply. Third-party interface providers are solely responsible for their product functionality and third-party terms and privacy statements apply. Don't drive while distracted or while using a hand-held device. Android and Android Auto are trademarks of Google LLC. Apple CarPlay, iPhone and Siri are trademarks of Apple Inc. ⁴ Always wear your seat belt and secure children in the rear seats in appropriate child restraints. ⁵ Dynamic Stability Control (DSC) is an electronic system designed to help the driver maintain control under adverse conditions. It is not a substitute for safe driving practices. Factors including speed, road conditions and driver steering input can all affect whether DSC will be effective in preventing loss of control. Please see your Owner's Manual for further details. ⁶ Always check your mirrors. Be aware of the traffic around you. There are limitations to the range and detection of the system. Please see your Owner's Manual for further details. ⁷ Smart Brake Support with Collision Warning operates under certain conditions above 10 mph. It is not a substitute for safe and attentive driving and is only designed to reduce damage in the event of a collision. There are limitations to the range and detection of the system. Please see your Owner's Manual for further details. ⁸ Advanced Smart City Brake Support with Day and Night-time Pedestrian Detection operates under certain conditions between about 2 and 50 mph when object is a vehicle and between about 6.2 to 50 mph when the object is a pedestrian. It is not a substitute for safe and attentive driving and is only designed to reduce damage in the event of a collision. There are limitations to the operation and detection of the system. Please see your Owner's Manual for further details. ⁹ Mazda Radar Cruise Control (MRCC) with Stop & Go is not a substitute for safe and attentive driving. There are limitations to the range and detection of the system. Driver action is required to resume MRCC with Stop & Go after a complete stop. Please see your Owner's Manual for further details. ¹⁰ Lane Departure Warning System and Lane-keep Assist operate under certain conditions above 37 mph. Neither system is a substitute for safe and attentive driving. There are limitations to the range and detection of the system. Please see your Owner's Manual for further details. ¹¹ Rearview camera does not provide a comprehensive view of the entire rear area of this vehicle. Always check your surroundings. ¹² SiriusXM audio and data services each require a subscription sold separately, or as a package, by Sirius XM Radio Inc. If you decide to continue service after your trial, the subscription plan you choose will automatically renew thereafter and you will be charged according to your chosen payment method at then-current rates. Fees and taxes apply. To cancel you must call SiriusXM at 1-866-635-2349. See SiriusXM Customer Agreement for complete terms at www.siriusxm.com. All fees and programming subject to change. Current information and features may not be available in all locations. Sirius, XM and all related marks and logos are trademarks of Sirius XM Radio Inc. ¹³ 360° View Monitor may not provide a comprehensive view of the entire surrounding area of this vehicle. Always check your surroundings visually. Please see your Owner's Manual for further details. ¹⁴ Always check your mirrors. Be aware of your surroundings. There are limitations to the range and detection of the system. Please see your Owner's Manual for further details. ¹⁵ Traffic Sign Recognition System is not a substitute for safe and attentive driving. Factors including weather and condition of the traffic sign can impact recognition or display of the sign. Always check traffic signs visually while driving. Please see your Owner's Manual for further details. ¹⁶ Mobile 911 automatically calls 911 from a paired hands-free device when a moderate to severe collision is detected. Specific phone settings are required. There are limitations to the range and detection of the system. Please see your Owner's Manual for further details. ¹⁷ Smart City Brake Support-Reverse operates under certain conditions between about 2 and 4 mph when an obstruction is detected at the rear of the vehicle. It is not a substitute for safe and attentive driving and is only designed to reduce damage in the event of a collision. There are limitations to the operation and detection of the system. Please see your Owner's Manual for further details. ¹⁸ Driver Attention Alert operates under certain driving conditions above 40 mph. It is not a substitute for safe and attentive driving. There are limitations to the range and detection of the system. Please see your Owner's Manual for further details. **PRODUCT CHANGES AND OPTIONS AVAILABILITY:** Following publication of this brochure, certain changes in standard equipment, options, prices and the like—or product delays—may have occurred which would not be included in these pages. Your Mazda Dealer is your best source for up-to-date information. Mazda reserves the right to change product specifications at any time without incurring obligations.



MAZDA6 CARBON EDITION



AVAILABLE EXTERIOR COLOR¹

ADDS TO OR IN PLACE OF GRAND TOURING RESERVE FEATURES:

19-inch alloy wheels with Black Metallic finish
Black side mirrors with integrated LED turn signals
Black rear decklid spoiler
Red leather-trimmed seats



MAZDA6 SIGNATURE



AVAILABLE EXTERIOR COLORS¹

ADDS TO OR IN PLACE OF GRAND TOURING RESERVE FEATURES:

Gunmetal front grille
Signature trim badge
Mazda Navigation System
Frameless auto-dimming interior mirror
7-inch LCD Meter Display
Leather-wrapped steering wheel with unique stitching
Nappa leather-trimmed seats
Ultrasuede® interior accents
Interior LED lighting
(front and rear footwells, vanity mirror, glove box, cargo area)
Black headliner
Genuine Sen wood interior accents
Interior trim with Bright Silver finish
SiriusXM Traffic and Travel Link® Services² 3-year service includes:
Traffic, Weather, Sports scores, Fuel prices
and Nearby or Destination parking
360° View Monitor³
Front and rear parking sensors⁴
Traffic Sign Recognition System⁵
Smart City Brake Support-Reverse⁷
Driver Attention Alert¹⁸



¹ Please make sure floor mats are secured properly and do not install two floor mats, one on top of the other, on the driver's side. Please see your Owner's Manual for further details. ² Genuine Mazda Accessories sold and installed by a Mazda Dealer are covered for the duration of the New Vehicle 36-month/36,000-mile Limited Warranty, or if vehicle is outside of the New Vehicle Limited Warranty, then 12 months/12,000 miles from the installation date. Please refer to your Warranty Information booklet or check with your Mazda Dealer for details. **IMPORTANT ACCESSORY INFORMATION:** Items are subject to availability. With all accessories, please check with your Mazda Dealer for applicable models. In some cases, parts in addition to those shown will be required for proper installation. In all cases, professional installation by your Mazda Dealer is recommended. Please see your Mazda Dealer for product details and availability.



THE ESSENCE COLLECTION

Inspired by the precision of Japanese tailoring. Brought to life with a balance of exceptional materials, finishes and graphics that nod to the energy, intuition and ability of the human spirit. This is the Essence line. A collection of inspired clothing and lifestyle accessories that pays tribute to Mazda's deeply held philosophy that drives the development of our cars forward.

Visit [MazdaCollection.com](https://www.mazdacollection.com) to view the entire line of apparel and lifestyle accessories.



