

SENIORS

BY ROB SIGLER PHOTOGRAPHY

WHAT **NOT**
TO WEAR
FOR YOUR
SENIOR
SESSION

STYLE TIPS
& MORE...

4 PRODUCTS
EVERY
HIGH SCHOOL
SENIOR
NEEDS

12TH YEAR


CAPTURE THE MEMORIES

WELCOME

CONGRATULATIONS! You did the hard part. You've gotten through twelve long years of homework, extracurricular activities, school assemblies, studying, and finals. (And hopefully, you found time to make lots of fun memories along the way, too!)

You've earned it. You're graduating. Now it's time to celebrate! Make sure you always remember your twelfth year with a professional high school senior portrait session! Senior photos are the best way to capture and share your excitement about graduating and finishing such an important chapter of your life.

At Rob Sigler Photography, we want your senior experience to be one that you remember for years to come. We'll be there every step of the way to help you prepare for your session, show off what makes you uniquely you, and get some timeless images you can't wait to share. **LET'S GET STARTED!**







TOP TIPS FOR A *picture perfect* SENIOR PHOTO SESSION

Whether you're already comfortable in front of the camera or you're more on the camera-shy side, you should look and feel your best during your entire senior photo session. Here are four ways to prepare beforehand for a great photoshoot experience.

1. WEAR CLOTHES YOU'RE COMFORTABLE IN.

Throughout your photo shoot, you'll be posing in different ways -- sitting, standing, walking, jumping, etc. If you're wearing a dress that you're constantly adjusting because it doesn't fit right or shoes that pinch your toes, it'll be difficult for you to relax and really live in the moment. Wear an outfit that you can move comfortably in and that makes you feel good about yourself.

2. LOOK YOUR BEST -- WHATEVER THAT MEANS FOR YOU.

Try to look nice for your senior portraits -- but make sure you still look like you. Dress up a bit, but don't wear a dress or a suit if it's something you don't usually wear. It's great to put on some makeup to help your features pop in front of the camera, but don't pile it on if that's not what you usually do. If you feel your best, you'll look your best.

3. CHOOSE A PROFESSIONAL PHOTOGRAPHER YOU CAN TRUST.

Selfies work fine for your Instagram story -- but they just won't cut it when it comes to your graduation announcements or senior yearbook. Rob Sigler is a Full time professional photographer who **specializes in senior portraits**. He has photographed over 6,000 high school seniors in 20 years of business. Check out his Instagram to see his most recent work.

[instagram.com/robsiglerphotography](https://www.instagram.com/robsiglerphotography)

4. LOCATION, LOCATION, LOCATION!


If you're a little nervous about spending so much time in front of the camera, choose an environment that makes you feel at home. Pick a photo shoot location that's significant to you. If you can't think of a place where you'd like photos, we can suggest some! More on clothes and locations in a bit.

4 PHOTO PRODUCTS EVERY PARENT NEEDS

FROM THEIR CHILD'S SENIOR SESSION



1. HIGH-QUALITY PRINTS

Proudly display your child's senior photos on the wall, in a picture frame, or in a scrapbook. Ordering prints directly from Rob Sigler Photography insures your photos will have 100% color accuracy, and guarantees that your photos will last over 150 years (if you keep them dry).



2. LEATHER ALBUMS

There is no better way to display many different senior portraits than in a Signature Album by Rob Sigler Photography! These handmade albums feature a leather cover in many different colors, and thick pages that will look new forever. They will instantly become a family heirloom.



A variety of leather colors is available.




Albums lay flat when opened.



3. DIGITAL PRODUCTS

Several of our packages include digital products. Digital file downloads allow you to download your senior photos in full resolution. You can then use the files on social media and as needed for things like college applications.

Another very popular item is our mobile phone app. The app allows you to store a gallery of your senior photos on your phone. It's easy to send the phone app to family and friends.





4. WALL ART

Rob Sigler Photography offers a diverse array of wall art options designed to suit every style and decor. Choose from elegant frames that add a touch of sophistication, contemporary metal prints for a modern look, or classic canvases that bring a warm and timeless feel to your portraits. Displaying wall art in your home not only immortalizes this pivotal chapter in your senior's life but also serves as a daily reminder of their achievements and the bright future ahead. Let us help you select the perfect piece that reflects your senior's personality and accomplishments, creating a lasting tribute that your family will cherish for years to come.









HOW TO SHOW YOUR **PERSONALITY** AT YOUR SENIOR PORTRAIT SESSION

Your high school senior portraits don't have to look just like everyone else's. In fact, they shouldn't! There's only one you. You're unique, and so was your high school experience. Every high school senior should infuse their senior session with their interests, style, and unique personality. Here are a few ways you can do that!



BRING PROPS

Show off what you love to do and what you're best at by bringing a few props to your shoot. Did you play in the orchestra? Bring along your violin. Did you play high school soccer? Grab your cleats and a soccer ball. Did you star in the school play? Bring along your tap shoes or the hat you wore in the role. Other props can include pets (no elephants, please), school jackets, cars, and family members.

WEAR A FAVORITE OUTFIT

Don't dress like someone you're not. Resist the urge to go out and buy a brand new outfit for your photo session. Instead, wear something you already love. Dress in an outfit that makes you feel great, shows off your individual style, and expresses who you are. If you're a dancer, bring your favorite dance costume.











TAKE PHOTOS AT YOUR FAVORITE LOCATION

Consider doing your photo shoot at a place that's meaningful to you -- and don't be afraid to get creative! Did you spend all your time in the high school art room? Get a few shots of you at work on a canvas. Did you spend countless hours at football practice? Snap a few photos on the field. Did you spend half of your childhood playing in your grandparents front yard? Let's go there! If you would like to take pictures at your school, or at property owned by someone other than your family, you'll need to call and get permission before your photo session.

If you don't have a 'favorite location,' it's okay. We can suggest places that will look great based on your clothing style. There are many great locations in Chautauqua County that will make beautiful backdrops for your photos!

The next page features some great local locations you can use.



The buss station



The Sprinkle Cone



Celoron Park




The Ampitheater at Chautauqua



Both of these photos were taken at the Riverwalk in downtown Jamestown



Chautauqua Institution



Moon Brook Golf Course



Strider Field




Roger Tory Peterson Institute



Chautauqua Institution



Chautauqua Institution



Strider Field



3rd Street Jamestown



Comedy Center



Potter's Alley in Jamestown



Randolph Central Schools



Chautauqua Institution



Jamestown Community College



Northwest Arena



Reg Lenna Center for the Arts



Chautauqua Lake




Moon Brook Country Club



Packard Field



Potter's Alley Jamestown



Strider Field



Southwestern Central Schools



Northwest Arena



Potter's Alley Jamestown



The Comedy Center



Chautauqua Institution



Northwest Arena



Strider Field



Celoron Park



McCrea Park



1st Street Jamestown



The Jungle Skatepark



Southwestern Central Schools



HOW WE WORK

Our goal is to provide you with photos that capture the real you, make you look your best, commemorate your senior year, and help celebrate your many accomplishments.

HERE'S HOW WE'LL DO THAT:

1. THE PHONE CALL

After you've scoured our Instagram feed and decided that we might be a good fit as your photographer, give us a call:

716.241.9856

We will answer any questions you may have and get you on our schedule. We usually start taking senior portraits in mid-June. The earlier in the summer you schedule, the better. If you schedule the last week in August, and it rains, we may have to reschedule into September. This gets difficult because school and sports have started. It also starts to get dark earlier. So the earlier in the summer you schedule, the easier time you'll have if we have to work around weather.

2. BEFORE THE SHOOT

The week before your appointment, you should pick out a few different outfits, make sure they are wrinkle free, and think about how you'll wear your hair. Think about where you'd like to go for your photos, and get permission if needed. Guys, please don't get a haircut the morning of your appointment. Please don't stay up until 4 am the night before your session. We want you to look amazing! Don't be nervous! Your session will be fun and relaxed. It will be a great way to start the best year of your life!



3. DAY OF THE SHOOT

We recommend that you bring about 3-4 outfits on the day of the shoot and multiple shoe options so you can have plenty to choose from. Even though we will most likely only choose two or three, it's always a great idea to have outfits to fall back on if needed. Bring any props you may want, and a comb, brush, or anything needed to keep your hair under control. Are you nervous being in front of the camera? Don't worry. We'll show you how to pose, teach you what to do and what not to do.

4. ENJOY YOUR PHOTOS!

At your photo session, we will schedule your 'proofing' appointment. For this appointment, you can bring your family and friends. We will show you all of your photos on our large screen and help you narrow down your favorites. We will also help you choose a print package. We have print packages for every budget. Pricing starts at \$399.



QUICK TIP!

Want to update your family photos? Bring your family to the photo shoot, and we will conclude your senior session with a family portrait session at no extra cost.

WHAT TO WEAR

As you stand on the brink of an exciting new chapter, your senior portraits are your chance to shine and make a lasting impression. These aren't just photos; they're keepsakes that will be cherished by your loved ones and will decorate your home for years to come. That's why what you wear to this milestone photo shoot matters as much as the smile you bring. There really aren't any RULES for what to wear. We can, however, give you some suggestions so your portraits look amazing.

If you are going to have us take your yearbook photo, guys will need to come to their session wearing a plain white undershirt. (Not a shirt affectionately known as a "wife beater.") The undershirt needs to have sleeves. We will custom fit you for a tuxedo top. Your pants/shoes will not show in this photo.

Girls should wear something like a tank top/tube top, so their shoulders can be exposed. Below are examples of the traditional yearbook photo:



1. Timeless Outfits: Opt for classic, timeless outfits that won't look dated in a few years. **Solid colors** work best, and avoid busy patterns or stripes. **Earth Tones:** Choose neutral colors like black, white, gray, navy, or beige. These colors won't distract from your face and will complement any background. Try to avoid colors like deer-hunter orange.



A few examples of simple, comfortable, solid color outfits.

2. Dress Comfortably: Well-Fitting Clothes: Ensure your clothes fit well. Avoid anything too tight or too loose.

Layers: Consider layering with a cardigan, blazer, or scarf. Layers add depth and interest to your photos.

3. Consider Your Style: Casual: If you're more comfortable in casual wear, go for it! Jeans, a nice blouse, and sneakers can look great. Semi-Formal: Dresses, skirts, or dress pants with a blouse are perfect for a semi-formal look.

Formal: For a more formal vibe, choose a suit, tie, or a dressy dress.

Think about your location when choosing an outfit. A ballgown is perfect for a theater setting like this:



This outfit is perfect for the stage and theater, however, it might look out of place in an urban setting.



Ripped jeans and a solid top are perfect for a urban look.



A dress and cowboy boots are perfect for a 'field' setting.

FREQUENTLY ASKED QUESTIONS

1. DO YOU TAKE A FORMAL PHOTO FOR MY SCHOOL'S YEARBOOK?

Yes! If you need a tuxedo or drape formal photo for your yearbook, we can take that for you...and trust me on this...The photo we take will look better than the yearbook photo your school takes. (Companies like Interstate and Life Touch use 'photographers' who have attended a 'training,' and then they are turned loose to make money for their company.) We can submit the photo to your school electronically for you. If you want a formal photo, we provide a custom fitted tuxedo for guys and the formal gown top for girls.

2. WHAT IF I WAKE UP ON MY SESSION DAY AND I HAVE A ZIT THE SIZE OF CHINA?

Do not worry one bit. Our studio retouches all images so you'll look picture perfect. We can remove braces, fix stray hairs, and zap zits.

3. HOW MANY OUTFITS SHOULD I BRING?

Bring 3 or 4 different outfits that represent your style. We probably won't use all of them, but it will be nice to have a few different choices to choose from. Please see the "WHAT TO WEAR" section for more information on what to wear.

4. WHO SHOULD COME WITH ME?

A parent or guardian should come with you to your session. If you'd also like to bring a friend to help with hair, etc., you are welcome to do that as well. Want a picture with your friend? No problem!

5. WHAT IF IT RAINS ON MY PICTURE DAY?

The best weather for photos is 'partly cloudy' or 'overcast.' This prevents you from squinting in the bright sun. If it rains on your day, we will call you and try to figure out a different time for your session.

6. CAN WE GO TO CHAUTAUQUA FOR PHOTOS?

Please let us know ahead of your session if you'd like pictures taken at Chautauqua Institution because we need to allow extra time for your session. An extra fee may be required for entrance while Chautauqua is in session. Each person entering the grounds will need a ticket, and we will be required to leave our cars at the gate. If it's 90 degrees at your session, you will probably end up a sweaty mess by the end, so we may need to reschedule if the heat is too much.

FREQUENTLY ASKED QUESTIONS

7. HOW MUCH DO SENIOR PHOTOS COST?

The session fee to have your senior photos taken is \$99. It may be a little more if you plan to have photos taken outside of the Jamestown area. Once your photos are taken, you'll come back (usually the next day or two) to select a print package. Print packages start at \$299 and go up. Packages that include digital files and a leather album are around \$900.

8. I HATE GETTING MY PICTURES TAKEN. I DON'T KNOW HOW TO POSE. HOW WILL I LOOK GOOD?

Don't worry....we've got your back. We realize that you have never had a professional photo shoot before. We talk you through every step. Your session will be relaxed and fun. Even boys (after being dragged to the studio by their mother) often say, "Wow, that was fun."

9. DO YOU OFFER PAYMENT PLANS?

Yes! You can break your payment up into 6 or 12 months interest free.

10. I PLAY A SPORT. CAN WE GO TO MY SCHOOL AND TAKE PHOTOS ON THE COURT?

Yes, however, you'll need to call your school and make sure you're allowed into the school over the summer. Some schools clean and renovate things like the gym floor over the summer months.

11. CAN I TEXT YOU SOME QUESTIONS?

Absolutely! 716.241.9856. In fact, texting us is the easiest and fastest way to reach us.

12. I'M WORRIED ABOUT MY OUTFIT CHOICES. WHAT DO I DO?

Text us some photos of your outfits. We'll help you decide what you'll look best in.

We can't wait to meet you! Do you have any questions?

Text or call:

716.241.9856



SENIORS '25

Rob Sigler
PHOTOGRAPHY

WWW.ROBSPICURES.COM

ROB@ROBSPICURES.COM

716.241.9856