



**THUASNE®**

---

**SILIMA®**

---

Professional  
Magazine  
**2025/2026**



We are delighted to present the new SILIMA® Breastcare catalogue:

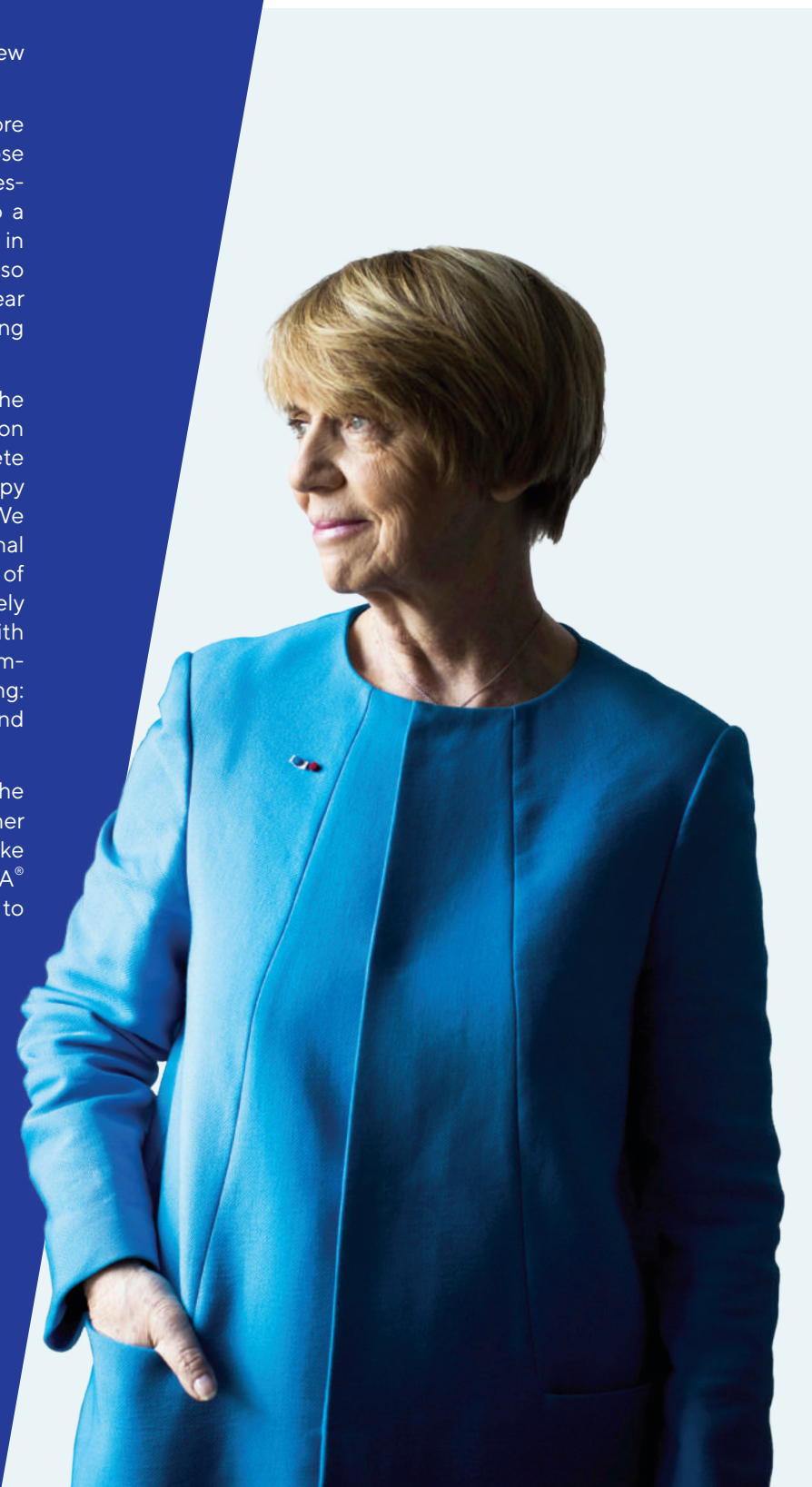
The SILIMA® collection is one of the core segments of the Thuasne® Group, whose expertise in orthopaedics and compression is known worldwide. In addition to a complete range of external breast forms in a wide variety of styles, the catalogue also includes various lingerie and swimwear series for daily comfort, safety and restoring the female silhouette.

Drawing on many years of experience in the manufacture of high-quality compression treatment aids, Thuasne® offers a complete concept for the interdisciplinary therapy of lymphedema and breast care. We look back on many years of international competence, especially in the field of thoracic care, and are now creating a uniquely coordinated all-round collection with breast forms, functional lingerie, swimwear and even compression clothing: Reliable, highly effective, easy to use and comfortable to wear.

The products in this catalogue are the pride of our Group. As a strong partner for your important work, we would like to support you with this current SILIMA® Professional Magazine and hope to contribute to your success.

Warmest regards

Elizabeth Ducottet  
Président Directeur Général



# Contents

---

## **SILIMA® Care**

Competence and product range: Thuasne Breast Cancer Aftercare .....	7
--	---

## **SILIMA® Lingerie**

Medical .....	16
Fibrefill breast forms .....	17
Daily .....	20
Lace .....	24
Support .....	28

## **SILIMA® Breast forms**

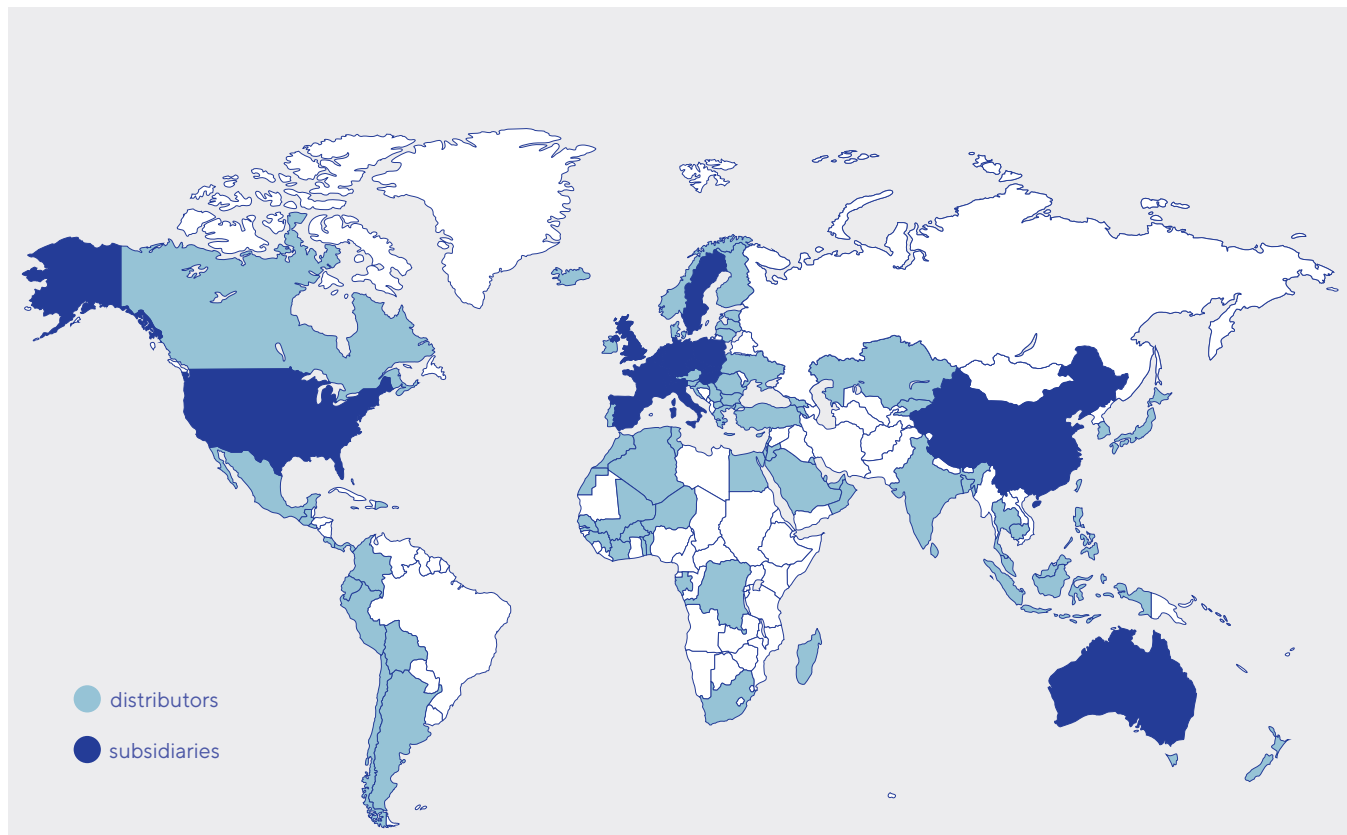
Care following conservative surgery .....	32
Post-mastectomy care .....	36
Treatment after radically modified mastectomy .....	40

## **SILIMA® Swimwear**

Swimwear .....	42
What you should know about breast cancer .....	44
The various types of surgery for breast cancer/ Adjuvant therapies .....	45
Care and cleaning .....	46
Accessories / Service .....	47
Nipples .....	47
How to measure and fit correctly .....	48
SILIMA® size table .....	49
SILIMA® breast form overview .....	50
SILIMA® bra overview .....	52

<b>SERENA</b> .....	54
---------------------	----

# Wings for your health



## Global network

8 proprietary production facilities and 20 offices around the world

## Benefits of our location

Manufactured and adjusted to fit perfectly in Germany

## Wealth of experience

Thuasne® is synonymous with 175 years of expertise in the field of medical textiles

Thuasne is one of the most successful international orthopaedic companies. The owner-managed company is run by the fifth generation of the family. Supported by a network of research centres in France, Germany, Great Britain and the USA, Thuasne® has its own production facilities in Europe and the USA and branches all over the world.

This is what makes the company special: Thuasne is a global player with regional presence.

High quality. Individual. International. Thuasne®.

## Award-winning design in various product groups



reddot design award winner 2016



reddot design award winner 2015

# Thuasne® in numbers



**2,400**

employees worldwide



A footprint in  
**110 countries**



**17**

industrial sites in Europe,  
North America and Africa.



**23,000**

B2B customers



**15 million**

kilometres of thread



**5,700 km**

of fabric processed every year



Every **6 seconds**

a Thuasne® product is bought  
somewhere in the world

# Competence and product range: Thuasne® breast cancer aftercare

## The Facts

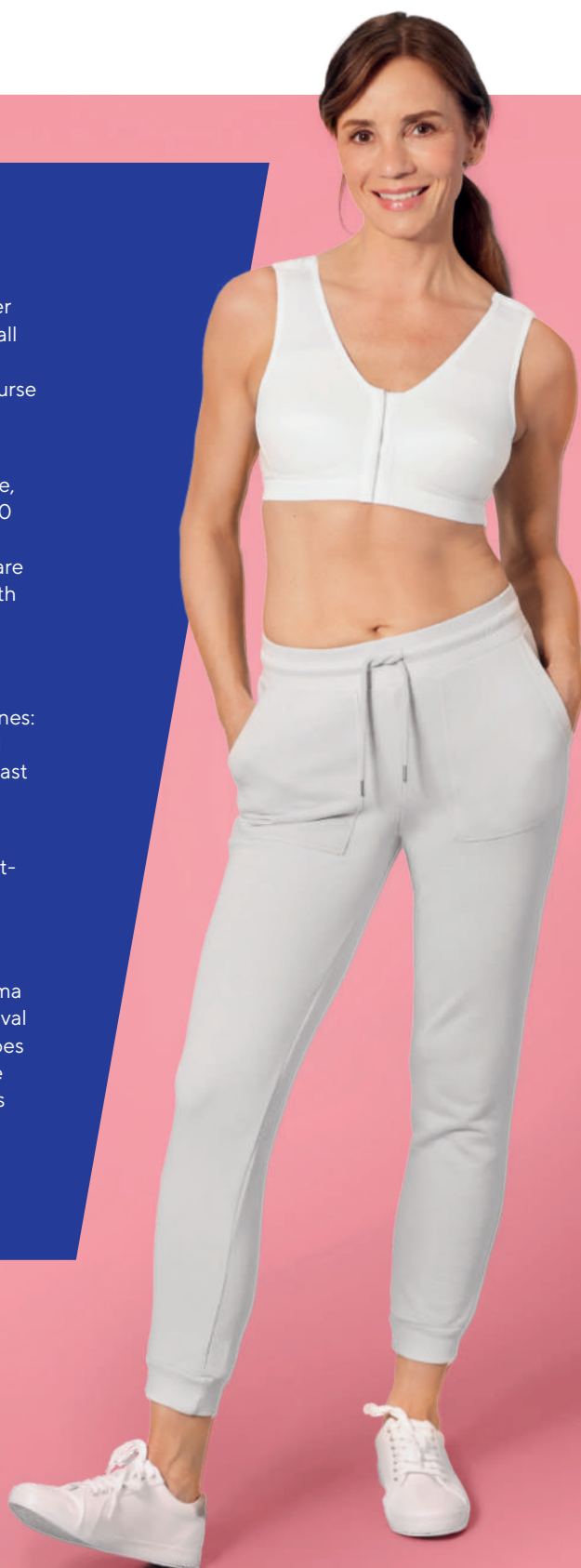
Breast cancer is the most common cancer among women. About 2 million women fall ill every year worldwide<sup>2</sup>, i.e. one in eight women develops breast cancer in the course of her lifetime.

And the risk increases with age. Younger women are less susceptible to the disease, with the risk increasing from the age of 40 and especially 50, then decreasing again from the age of 70. On average, women are 64 years old when they are diagnosed with breast cancer.

In most cases, the chances of recovery are good if the cancer is discovered early enough and treated according to guidelines: The current 5-year survival rate is around 87%. Although more women develop breast cancer, the number of deaths is falling steadily.<sup>2</sup>

Nowadays 78% of women undergo breast-conserving surgery and less than one in three require complete removal of the breast (ablation, mastectomy).<sup>3</sup>

2-3 out of 10 women develop lymphedema as a result of radiation treatment or removal of lymph nodes. This condition usually does not develop until weeks or years after the operation but can even occur 10-15 years later.<sup>4</sup>



<sup>1</sup> <https://www.wcrf.org/dietandcancer/cancer-trends/breast-cancer-statistics>

<sup>2</sup> Cancer Society 2018

<sup>3</sup> German Cancer Society & German Society for Senology (2018): Key figures evaluation 2018. Annual report of the certified breast cancer centres. Audit year 2017 / key figures year 2016

<sup>4</sup> Lymphfantastic.com [Online] [Quote from 09/21/2018]

# SILIMA® Care

The unique concept for all-round care from one source

## CICATREX / SILIMA®

SILIMA® Care is an innovative concept that supports women in all phases after breast cancer with specialized professional care. Thanks to many years of experience in the field of scar and edema therapy as well as in breast prosthetics, Thuasne® has the necessary expertise for the individual treatment approaches of the patients through ideally coordinated components in the best possible way. From scar reduction after the surgery, the restoration of the female silhouette to the prevention of skin infections and the treatment of post-operative or secondary edema:

With SILIMA® Care, we offer breast cancer patients the entire spectrum of care from a single source.

You can find further information on the SILIMA® Care website.

Take a look now:

SILIMA® CARE  
*for you*



1  
SECURING THE SURGICAL  
RESULTS



2  
REGAINING BALANCE



3  
EDEMA MANAGEMENT



# For initial aftercare

SILIMA® CARE  
*for you*

## Protection, therapy & prevention

---

### CICATREX / SILIMA®

#### CICATREX compression clothing

Immediately after the operation, in addition to further cancer therapy such as radiation or chemotherapy, it is important to ensure an optimal result in terms of scar healing and shape. For both goals, the magic word is: Compression. On the one hand, measured compression prevents the uncontrolled proliferation of scar tissue and the movement restrictions such proliferation can cause. On the other hand, targeted compression shapes and holds the breast (operated to preserve the breasts or rebuilt) and relieves post-operative swelling.

For this particular goal there are special compression products, e.g. bras like SILIMA® Cara or CICATREX jackets. CICATREX is custom-made with details specially adapted to the surgical result.





# Regaining balance

## Silhouette & life

---



## SILIMA®

### SILIMA® breast forms: Your breast. Your shape.

After the wound has healed and the post-operative edema has subsided, the patient receives her so-called permanent care with an optimally suitable breast form. Again: 100% tailored to the patient's personal situation.

With SILIMA® you have the choice between full and light breast forms, self-adhesive variants and more. Many women who have undergone breast conserving surgery like to use comparatively small compensating parts, for example, when volume deficits resulting from the operation require compensation or when radiation therapy has caused aesthetic consequences.

### Meeting challenging requirements

Lingerie and swimwear made by SILIMA® offer all the advantages your customers could wish for in a special-purpose bra. The design clearly focuses on maximum comfort. The superb quality of the materials used helps to regain the pleasure in feeling attractive and feminine. The key is simply to feel good.

Security is a further secret of the bra collection's success. Sophisticated design and unique fit ensure that nothing can slip out of place. Materials are skin-friendly and double-layered in places to make them feel good and attractive.

The fashionable lingerie and swimwear are presented in classical colours and designs: elaborate, Classical or sporty – but always stylish. The selection of bras and swimwear has a favourite for every customer and every situation.



# Self-management & edema

SILIMA<sup>®</sup> CARE  
*for you*

## Prevention and response

---

### LYMPHATREX

With decades of experience in the custom manufacturing of compression materials we ensure that our compression clothing fits perfectly. The materials fulfil the medical requirements (short-distension stretch), but also meet the wishes and demands of the patients: a classic choice of colours, pleasant slip-on and wearing properties as well as high wearing comfort, which comes with excellent stretching properties. They allow great freedom of movement despite the compression necessary for medical reasons. The LYMPHATREX materials are suitable for everyday use, skin-friendly, ointment-resistant, breathable and hypoallergenic.



The treatment is based on complex physical decongestive therapy (CDT) in which the oedematous tissue is decongested by manual lymph drainage. In order to maintain the reduction in circumference, bandages are applied immediately after decongestion. Mobiderm® bandages are used for bandaging. They create a pressure difference between the contact surface of the inte-

grated foam cubes and the adjacent environment, which leads to a tensile effect between the treated subcutaneous tissue areas<sup>1</sup>. This not only maintains the result of manual lymph drainage, but also increases it. The materials used allow the greatest possible mobility while wearing the bandages and thus contribute to optimal therapy success with high patient compliance.

## The MOBIDERM® technology

This also has a positive influence on wound healing. The optimized drainage efficiency favors wound healing due to the optimization of metabolism (removal of waste products through drainage).

### Effective

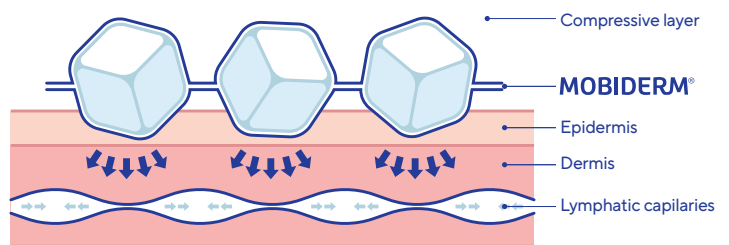
- Rapid volume reduction of edema<sup>2</sup>
- Optimized drainage efficiency promotes wound healing

### Practical<sup>3</sup>

- Light, it enables the patient to keep their freedom of movement

### Comfortable

- Soft on the skin
- Ability of the product to contour the extremity provides a superior anatomical fit



## MOBIDERM® autofit

Patients use Mobiderm® autofit to stabilize the results of CDT – even during night-time. Because it is important that the body is supported also during the maintenance phase. Used regularly, Mobiderm® autofit prevents the dreaded rebound effect: the worsening of symptoms after decongestion. It optimally complements the day-time care with Thuasne® compression products.

Mobiderm® autofit is the comfortable solution for lymphedema: easy to put on, comfortable to wear and without the need for extensive wrapping.



### Sources:

<sup>1</sup>Todd – Mobiderm® Autofit: an adjustable sleeve that enables patients to self-manage lymphedema – Chronic edema – April 2018 – Page 6

<sup>2</sup>Quééré – Prospective multicenter observational study of lymphedema therapy: POLIT study - Vascular Disease Journal – 2014 – Pages 4 and 5

<sup>3</sup>Mestre – Interest of an auto-adjustable night-time compression sleeve (Mobiderm® Autofit) in maintenance phase of upper limb lymphedema: the MARILYN pilot RCT Support Care Cancer, (25:2455-2462) – 2017 – Page 7

## Breast cancer related edema

2-3 out of 10 women develop lymphedema as a result of radiation or removal of lymph nodes.

Whether after ablation or breast conservation therapy (BCS), edema can occur either immediately after surgery as acute edema or even years later as chronic mammary and/or chest wall edema.

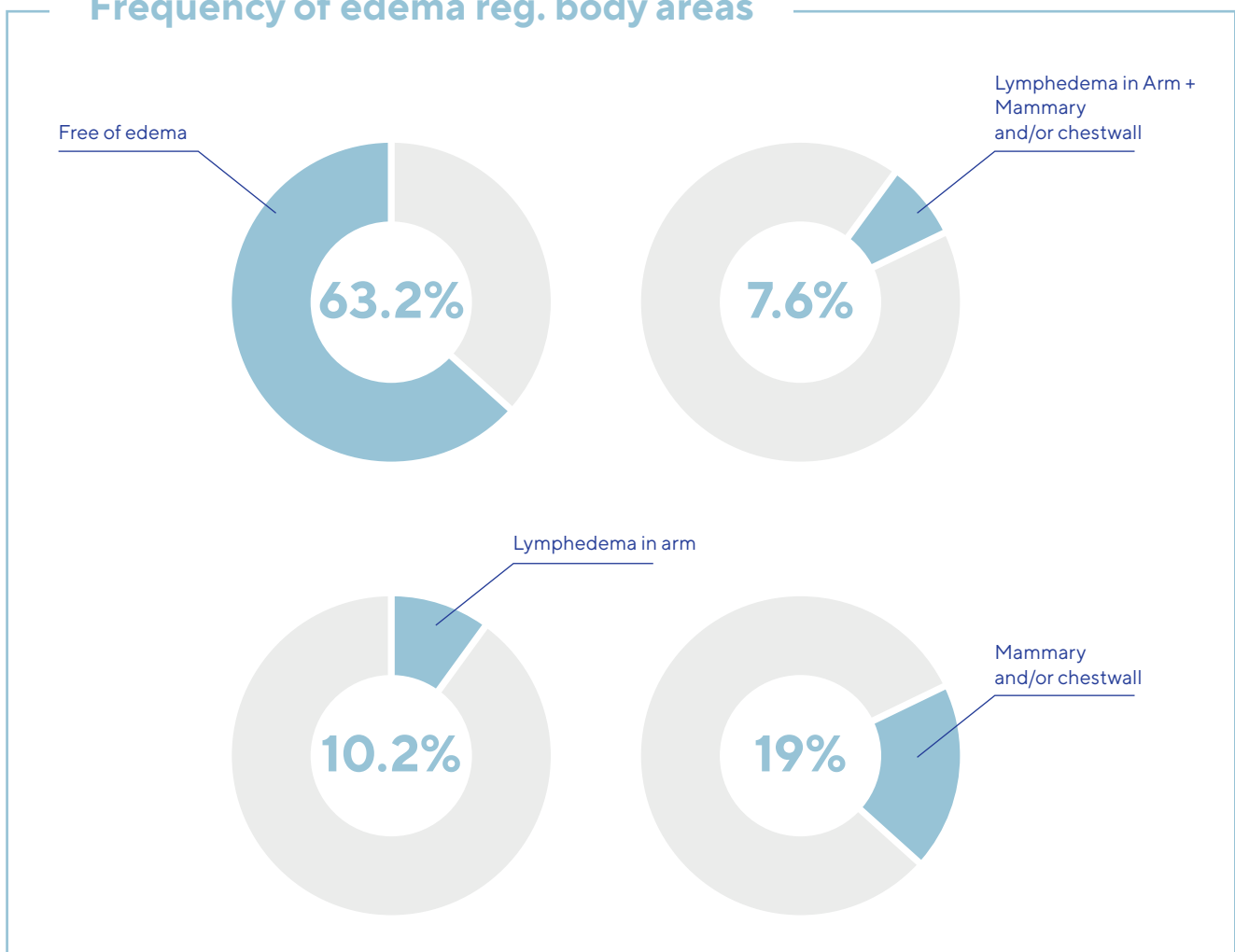
Studies estimate that more than 1.5 million patients worldwide

have breast cancer-related edema.

Due to the increased use of breast-conserving surgery and the lymph node-sparing SLN method, there is less arm lymphedema, as Dr Netopil's evaluation shows.<sup>1</sup>

More and more chest wall and/or breast edema is occurring due to the increasing number of breast-conserving operations in combination with radiation.

### Frequency of edema reg. body areas



Source:

<sup>1</sup>Netopil B. Häufigkeit sekundärer Arm-, Mamma und Thoraxwandödeme nach Mammakarzinomtherapie heutzutage. Eine retrospektive Studie mit 1000 einseitig am Mammakarzinom operierten Patientinnen (mit Erstdiagnose von 2000-2007). Dissertation Universität Gießen, 2010.

## MOBIDERM® Intimate bra

Our compressing lymph Mobiderm® Intimate bra provides optimum care for women suffering from mammary and thoracic wall edemas. The bra is specially conceived for the needs of women who had breast cancer surgery. After plastic breast surgery, it has a form-stabilizing and relieving effect and provides support with the compression and drainage of edemas which may develop after breast cancer treatment.

Thanks to its integrated compression pad, the Mobiderm® Intimate bra exerts increased pressure on those tissue areas affected by edemas. Lymph drainage will thus be significantly improved. Moreover, controlled compression in the scar tissue area will minimize the development of hematomas.

### Equipment

- Integrated pockets for breast form
- Mobiderm® pads integrated and removable, ready to use
- Wide padded straps, front fastener (e. g. zipper)
- Out of soft but compressive material, Easy to don
- Color nude, not visible under clothing

### Indication

- Acute or chronic breast and/or chest wall edema
- Post-operative, post radiotherapy edema,
- Chronic infiltration after reconstruction, residual chronic chest wall edema

### Patient compliance thanks to:

- Easy to don/ doff with front closure > Self management ensured
- Comfortable slim bra feeling > Bra with Mobiderm® small cubes
- Light color > Discreet under clothing
- One complete solution > Ready to wear
- High shape, good covering of scars, breast form and edema
- Soft and flat seams
- Integrated pockets for breast form, not separately
- 2 Mobiderm® pelots integrated and removable, ready to use



# Medical

---

For the initial period after treatment: the perfect solution for all requirements

To ensure the best possible care and support immediately after breast surgery, SILIMA® has developed special-purpose bras to specifically provide the necessary post-operative care.

A compression bra supports the tissue and optimises the process of shaping the bust following breast reconstruction, reduction, lifting or conservative surgery. In addition, controlled compression in the scar area and strain relief on the lymph drainage channels aid the healing process.

In conjunction with the particularly light initial care breast forms, the supple and soft initial care bras developed by SILIMA® create a natural appearance right after breast surgery, thus encouraging the healing process.

The highly practical, comparatively plain compression or initial care bras and the initial care breast forms are designed for temporary use and are only worn until the scar tissue has fully healed.



## CARA



- Compression bra following reconstructive or conservative breast surgery
- Moulded, double-layered cups for even compression without leaving an impression
- Wide straps, adjustable in three stages
- Front hook and zip fastening, softly lined
- Broad stretch band below the bust prevents cutting in and riding up

**Art.-No.** T57 2301

**Sizes/Cups EUR (UK)**

70 - 105 AA/A (32 - 46 AA/A)

70 - 105 B/C (32 - 46 B/C)

70 - 100 D/E (32 - 44 D/E)

105 D/E\* (46 D/E)

110 - 120 AA/A\*, B/C\* (48 - 52 AA/A, B/C)

**Fabric**

54% PA (polyamide),

33% CO (cotton)

13% EL (elastane)

**Colours**

Champagne, Black

\*Only available in black



**Indications**

- Following any reconstructive breast surgery
- Following segmental or quadrant section

## POST-OP BELT



- Anatomically shaped post-op belt with hook-and-loop closure
- Secures the breast implant and prevents its upward migration
- The anatomical shape supports the compression effect
- Highly elastic and soft, made of breathable Combitec fabric
- Supplied without bra

**Art.-No.** T57 2313

**Sizes/Circumference**

(Measure under the armpits above the chest)

S/86 - 92 cm, M/92 - 98 cm

L/98 - 108 cm, XL/108 - 118 cm

XXL/118 - 128 cm

**Fabric**

63% PA (polyamide)

20% PES (polyester)

17% EL (elastane)

**Colours**

Champagne, Black



**Indications**

- Breast reconstruction after mastectomy
- Breast augmentation with silicone implants
- Following any reconstructive breast surgery

# Medical

## SILIMA® Lingerie

---

Comprehensive initial care after mammary ablation:

To ensure the best possible care and support immediately after breast surgery, SILIMA® has developed special bras that specifically provide the necessary post-operative care for volume loss.

The cuddly and soft initial care bras developed by SILIMA®, in combination with the particularly light initial care breast forms, create a natural appearance Directly after breast surgery and thus promote the healing process.

Bra Elena is equipped with a front closure to guarantee easy donning on and off, even with limited mobility. Adjustable straps, soft materials and integrated breast form pockets provide support during the first period after the operation.





## ELENA ●



- Post-operative care for larger cup sizes
- Highly elastic, comfortable microfibre
- Front fastening for easy use, ideal when arm movement is restricted
- EXtra-wide support straps
- Three-fold adjustable hook fastening with soft backing on the shoulder
- Cups with two deep pockets

**Art.-No.** T57 2891

**Sizes/Cups EUR (UK)**

75 - 115 A - D (34 - 50 A - D)

**Hooks & Eyes**

7 rows: 75 - 85 A - D (34 - 38 A - D)

8 rows: 90 - 95 A - D (40 - 42 A - D)

9 rows: 100 - 105 A - D (44 - 46 A - D)

10 rows: 110 - 115 A - D (48 - 50 AA - D)

**Fabric**

76% PES (polyester)

17% CO (cotton)

5% PA (micropolyamide)

2% EL (elastane)

**Colour**

White



## FIBERFILL BREAST FORMS TO TEMPORARILY RESTORE APPEARANCE



- The best solution for sensitive scar areas, slow healing wounds and radiotherapy
- Available as a symmetric short oval or triangle with additional strap at the base for bra attachment
- Made of woven fabric with fiberfill filling

If a woman who has undergone surgery feels all right and her scars are healing well, a silicone breast form can also be used straight away. Nevertheless, you should always show her an initial care breast form as well.

Initial care breast forms should be replaced as soon as possible with silicone forms. Some women do, however, find it hard to switch from a lightweight initial care breast form to a normal "heavy" silicone form. Please bear this in mind when giving advice.

**Art.-No.** T662273

Triangular, symmetric,  
with additional strap

**Sizes:**

1 - 14

**Fabric**

75% CO (cotton)

25% PES (polyester)

# Sensitive Support

Optimum support during and after treatment. Breast cancer can be treated in several ways. The treatment depends on the kind of breast cancer and how far it has spread. Very often patients get more than one kind of treatments, such as operation plus chemotherapy and/ or radiotherapy.

The therapies can have some side effects, such as dry skin, blistering and hot flushes following radiotherapy. These side effects depend on which part of the body received radiation therapy.<sup>1</sup>

A port catheter (short term port) is often used for chemotherapy. A port is a permanent access from the outside into a vein. It is intended to help cancer patients who often receive medication Directly into the bloodstream.<sup>2</sup>

Due to overly sensitive skin during and after radio-/ chemotherapy, the patients need an extremely soft bra made from natural materials.

Our new SILIMA® bra Sensitive Support optimally supports women with very sensitive skin. It's made of soft and natural materials. An additional protection is provided thanks to the port protection pad. The pad protects the sensitive port area from pressure and friction as when wearing bags, sports, or seat belts. The port pad is easily removable by means of a self-fastening system and can thus also be attached to other bra straps



1: <https://cancer.net>

2: <https://www.krebsinformationsdienst.de/behandlung/chemotherapie/portsysteme.php>

## SENSITIVE SUPPORT ●



- Soft bra for very sensitive skin during and after treatment (radiotherapy, chemotherapy, surgery)
- Protective pad for port catheter to protect the sensitive port area from pressure and friction
- Front fastening with hooks & eyes for easy use
- Out of highly elastic and soft materials
- Cups with two deep pockets
- Wide padded straps, stepless adjustable
- Soft stretch band underneath the bust prevents cutting in and riding up

**Art.- No.** T572501

**Sizes/Cups EUR (UK)**

75-105 A/B, C/D (UK 34-46)

**Fabric**

43% Cotton

39% Polyamide

18% Elastane

**Hooks & Eyes**

7 rows: sizes 75-85

8 rows: sizes 90-95

9 rows: sizes 100-105

**Colour**

White



● 2 deep pockets

# MOBIDERM® Intimate bra ●



- Compressing lymph bra with mobilising Mobiderm® pads (2 pieces) that are integrated, removable and ready for immediate use
- Integrated pockets for breast form
- Wide padded straps, adjustable in three steps
- Easy to put on hook and zip front closure, softly lined
- Made from soft and compressive material
- Discreet nude colour, not visible under clothing
- Wide stretch band underneath the bust prevents cutting in and riding up

**Art.-No.** T571301

XL/110-115 cm (48-50)

**Sizes/Cups EUR (UK)**

70 – 115 XS – XL, AA/A, B/C, D/E (UK 32-50)

**Fabric**

64% PA (polyamide)

24% EL (elastane)

7% PES (polyester)

5% PUR (polyurethane)

**Underbust measurement**

XS/70-75 cm (32-34)

S/80-85 cm (36-38)

M/90-95 cm (40-42)

L/100-105 cm (44-46)

**Colour**

Nude



Separate Mobiderm® pad available under **Art. -No.** T57135

**Indications**

- Acute or chronic edemas of the breast and/or the breast wall
- Post-operative edemas or edemas after radiotherapy (only on intact skin)
- Chronic infiltration after reconstruction, remaining chronic breast wall edemas

**Pad sizes: XS – XL**

	XS	S	M	L	XL
	70-75	80-85	90-95	100-105	110-115
<b>Art. No. for separate pad</b>	T57135120199970	T57135120299970	T57135120399970	T57135120499970	T57135120599970



● 2 deep pockets

**Sizes: XS – XL**

**Bust Girth: (please see table)/Cup sizes: AA/A, B/C, D/E**

	XS	S	M	L	XL
<b>Int/D</b>	70-75	80-85	90-95	100-105	110-115
<b>F/E</b>	85-90	95-100	105-110	115-120	125-130
<b>I</b>	1-2	3-4	5-6	7-8	9-10
<b>GB/US</b>	32-34	36-38	40-42	44-46	48-50
<b>AUS/NZ</b>	10-12	14-16	18-20	22-24	26-28

**Zip length (cm)**

	XS	S	M	L	XL
<b>AA/A</b>	16	16	17	18	18
<b>B/C</b>	17	17	18	19	19
<b>D/E</b>	17	17	18	19	19

**Hooks and eyes rows/Strap width**

	XS	S	M	L	XL
<b>AA/A</b>	2/38 mm	2/38 mm	2/38 mm	3/57 mm	3/57 mm
<b>B/C</b>	2/38 mm	2/38 mm	2/38 mm	3/57 mm	3/57 mm
<b>D/E</b>	2/38 mm	2/38 mm	2/38 mm	3/57 mm	3/57 mm

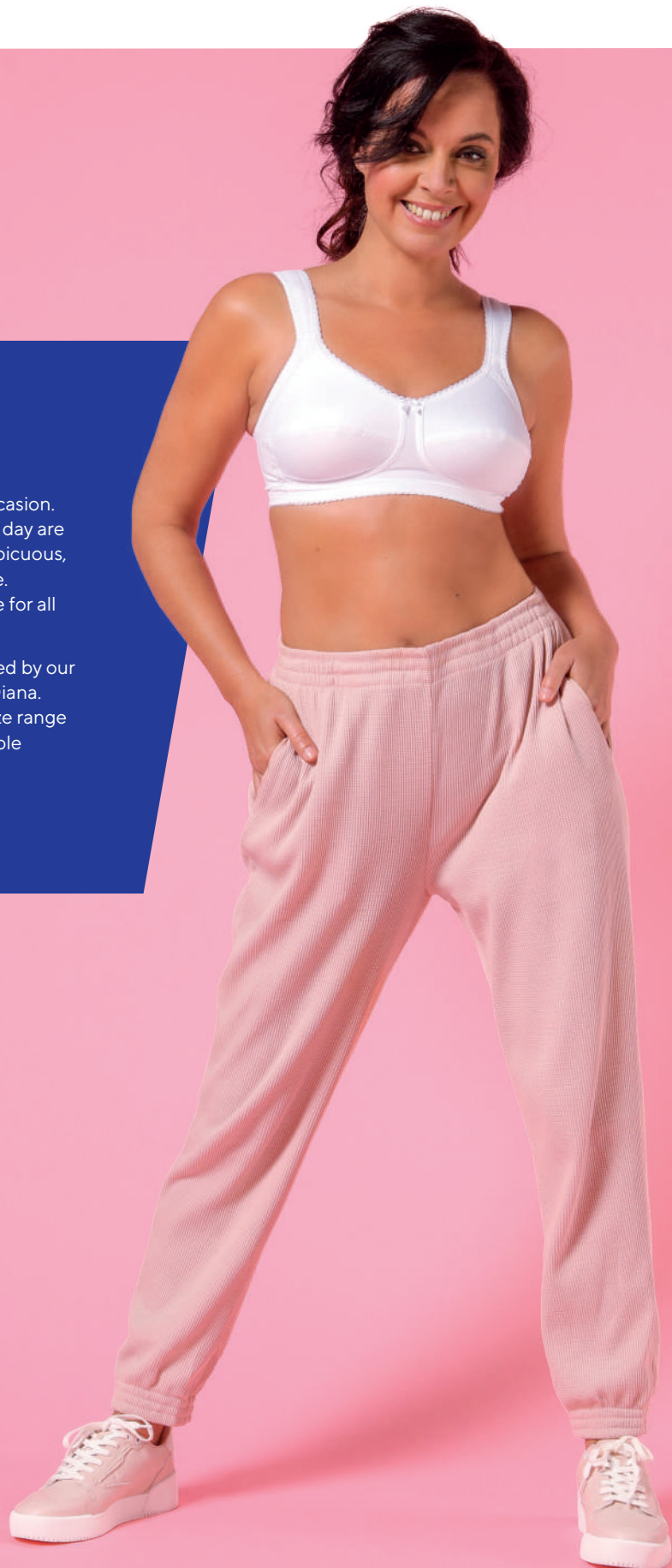
# Daily

## SILIMA® Lingerie

---

The SILIMA® Daily collection offers comfortable underwear for every occasion. Perfect companions throughout the day are popular allrounders: soft and inconspicuous, shaping and creating an ideal outline. The colour range is calm and suitable for all situations.

The collection is currently represented by our classical every day companion, bra Diana. The bra with extended colour and size range convinces through great fit, breathable materials and smart details.



## DIANA ●



- Classic design coupled with good support and coverage
- Two-section cup
- Decorative lace trim across the neckline adds elegant flair
- Made of smooth, soft microfibre
- Adjustable straps with soft shoulder padding

**Art.-No.** T572552

**Sizes/Cups EUR (UK)**

70 - 120 A - B (32 - 52 A - B)

75 - 110 C - D (34 - 48 C - D)

New sizes up to size 120

**Hooks & Eyes**

2 rows: 70 - 85 A - B,

75 - 80 C - D

3 rows: 90 - 120 A - B,

85 - 110 C - D

**Fabric**

34% PES (polyester)

29% PA (polyamide)

21% EL (elastane)

16% CO (cotton)

**Colours**

White, Nude, Black,  
Rasperry Red



## LUCILLE ●



- Soft bra with seamless moulded cups
- Outer fabric made of elastic and supple jacquard in an elegant pattern
- Reinforced side panels offer good relief
- Wide and soft padded straps provide good support, infinitely adjustable in the back

**Art.- No.** T575801

**Sizes/Cups EUR (UK)**

75 - 100 A, (34 - 44 A)

75 - 105 B, C (34 - 46 B,C)

80 - 100 D (36 - 44 D)

**Hooks & Eyes**

3 rows all sizes

**Fabric**

64% PA (polyamide)

34% EL (elastane)

2% PES (polyester)

**Colours**

White, Nude



\* While stocks last.

● 2 deep pockets

- Smooth-fitting T-shirt bra with graphic print
- Soft bra with moulded foam cup, ensures a smooth and even outline
- Smooth-fitting fabric with graphic print
- Side reinforcements for special support
- Adjustable straps with soft back
- Three-fold adjustable hook fastening, bigger sizes with wider fastenings

**Art.-No.** T57 4603

**Sizes/Cups EUR (UK)**

75 - 100 A - C (34 - 44 A - C)

75 - 95 D (34 - 42 D)

**Hooks & Eyes**

2 rows: 75 - 85 A - D (34 - 38 A - D)

3 rows: 90 - 100 A - C (40 - 44 A - C)

90 - 95 D (40 - 42 D)

**Fabric**

55% PA (polyamide)

17% PES (polyester)

17% PUR (polyurethane)

11% EL (elastane)

**Colours**

Black/Anthracite

Pearl/Silkgrey

Light blue



**Anna Slip\***

**Art.-No.** T57 4691

**Sizes** 38 - 46 (34- 42)

**Colour** Pearl/Silkgrey

\* While stocks last.

- T-shirt bra without wires that doesn't show even under tight clothing
- Seamless moulded soft foam cups for secure hold, excellent shaping and a perfect outline
- Soft moulded breast form pockets without seams
- Elastic, continuously adjustable straps, positioned in the middle to ensure good weight distribution
- Soft net lace insert in the front middle section for a more delicate appearance
- Matching decorative straps complete the great look
- Our new colour "nude" flatters the skin and encloses the body subtly - almost invisible - even under white clothing

**Art.-No.** T57 5401

**Sizes/Cups EUR (UK)**

75 - 95 AA (34 - 42 AA)  
75 - 100 A - C (34 - 44 A - C)  
75 - 95 D (34 - 42 D)

**Hooks & Eyes**

2 rows: 75 - 85 AA - D (34 - 38 AA - D)  
3 rows: 90 - 100 AA - D (40 - 44 AA - D)

**Fabric**

40% PA (polyamide)  
24% PUR (polyurethane)  
20% EL (elastane)  
16% PES (polyester)

**Colours**

White, Nude



\* While stocks last.

# Lace

## SILIMA® Lingerie

---

Lace lingerie by SILIMA® is absolutely feminine. Delicate and stylish lace emphasises curves in an elegant manner. The bras can be worn under classical as well as casual clothing.

Lace bras like our new Sophie look good even under slightly transparent materials. The combination of pretty details, comfortable fit and high-quality materials makes this model a must-have for every wardrobe. Nothing scratches, confines or pinches – a real feelgood bra.

Many varieties of lace bras are available, with sewn cups or seamless moulded foam or spacer cups.





## EVE LACE ●

- Classy T-shirt bra in shiny jacquard
- Ensures a smooth and even outline
- Lightweight appearance thanks to the elastic, delicate Textronic lace at the back
- Moulded pocket lining made of very fine, elastic, breathable mesh
- The Limited Stretch jacquard material has a lightweight appearance and provides excellent support at the sides
- Soft lace inserts at the neckline in accordance with the fashion trend ≥ High Apex
- Narrow adjustable, padded straps with soft back, three-fold adjustable hook fastening

**Art.-No.** T57 4801

**Sizes/Cups EUR (UK)**

75 - 100 A - C (34 - 44 A - C)

75 - 95 D (34 - 42 D)

**Hooks & Eyes**

2 rows: 75 - 85 A - D (34 - 38 A - D)

3 rows: 90 - 95 A - D (40 - 42 A - D),

100 A - C (44 A - C)

**Fabric**

41% PA (polyamide)

28% PUR (polyurethane)

19% PES (polyester)

12% EL (elastane)

**Colours**

Pearl,

Nightblue/Black



## LOLA ●



- Elegant bra with sophisticated details
- Soft wireless bra with new modern look
- Use of new feminine jacquardtronic lace with three dimensional embroidery
- White model has white rather than skin-coloured pockets
- Optimized cut

**Art.-No.** T57 2583

**Sizes/Cups EUR (UK)**

75 - 105 A - C (32 - 46 A - C)  
75 - 100 D (32 - 44 D)  
75 - 95 E (32 - 42 E)

**Hooks & Eyes**

2 rows: 75 - 85 A - B (32 - 38 A - B)  
75 - 80 C - E (32 - 36 C - E)  
3 rows: 90 - 105 A - B (40 - 46 A - B)  
85 - 105 C (38 - 46 C,  
85 - 100 D (38 - 44 D)  
85 - 95 E (38 - 42 E)

**Fabric**

White: 72% PA (polyamide)  
24% EL (elastane), 4 % CO (cotton)  
Black: 77% PA (polyamide)  
23% EL (elastane)

**Colours**

White, Black



## SOPHIE ●



- Soft comfortable wireless bra, making any irregularities become invisible
- Super-soft seamless moulded cups made of 3D spacer material with high breathability; light, elastic and fast drying
- Cups adapt to the contour gently without being bulky: reinforcement through sickle-shaped lining improves shape and hold
- Embroidered net lace at neckline, underbust and back for a fashionable, delicately feminine effect
- Elastic, continuously adjustable straps are soft and split in two at the front

**Art.-No.** T57 5201

**Sizes/Cups EUR (UK)**

75 - 100 AA (34 - 44 AA)  
70 - 100 A - B (32 - 44 A - B)  
70 - 90 C (32 - 40 C)  
75 - 90 D (34 - 40 D)

**Hooks & Eyes**

2 rows:  
75 - 85 AA (34 - 38 AA)  
70 - 85 A - B (32 - 38 A - B)  
70 - 85 C (32 - 38 C)  
75 - 85 D (34 - 38 D)

3 rows:

90 - 100 AA (40 - 44 AA)  
90 - 100 A - B (40 - 44 A - B)  
90 C (40 C)  
90 D (40 D)

**Fabric**

62% PES (polyester)  
28% PA (polyamide)  
10% EL (elastane)

**Colours**

White, Black



● 2 deep pockets

- For a sublime and feminine look
  - Supple, stretch floral lace, fully lined
  - Soft shoulder padding, adjustable straps
  - Neckline insert for extra security and camisole effect
- Art.-No. T64 2072**

**Art.-No. T57 2082**

**Sizes/Cups EUR (UK)**

70 - 95 AA - B (32 - 42 AA - B)

75 - 95 C & 80 - 90 D (34 - 42 C & 36 - 40 D)

**Hooks & Eyes**

2 rows: 70 - 85 AA - B (32 - 42 AA - B)

75 - 80 C & 80 D (34 - 36 C & 36 D)

3 rows: 90 - 95 AA - B (40 - 42 AA)

85 - 95 C (38 - 42 C)

85 - 90 D (38 - 40 D)

**Fabric**

80% PA (polyamide)

17% EL (elastane)

3% CO (cotton)

**Colours**

Champagne, Black



# Support

## SILIMA® Lingerie

Active, mobile, spontaneous. What provides support in every situation? A SILIMA® support bra. A well-fitting bra can improve the entire appearance of a woman. Relief bras in the SILIMA® Support collection are fashionable and comfortable companions. Perfectly fitting bras offer the necessary support at all times. Nothing cuts in and the back is relieved.



## GALANT BACK FASTENING



 With 1 pocket provided.

- Short-line bra with clever details
- Two-section cup
- Stretch lace
- Optimal support for a heavy bust, suitable for ladies suffering from shoulder-arm syndrome and/or lymphedema
- Reinforced underbust support
- Particularly wide, softly padded straps, not adjustable

**Art.-No.** T57 1542

**Sizes/Cups EUR (UK)**

80 - 100 A (36 - 44 A)

75 - 115 B - D (34 - 50 B - D)

85 - 115 E (38 - 50 E)

**Hooks & Eyes**

5 rows: 75 - 95 A - E (34 - 42 A - E)

6 rows: 100 - 115 A - E (44 - 50 A - E)

**Fabric**

80% PA (polymaide)

20% EL (elastane)

**Colours**

White, Rosé, Black



## GALANT FRONT FASTENING



 With 1 pocket provided.

- Short-line bra with clever details
- Two-section cup
- Stretch lace
- Optimal support for a heavy bust, suitable for ladies suffering from shoulder-arm syndrome and/or lymphedema
- Reinforced underbust support
- Particularly wide, softly padded straps, not adjustable

**Art.-No.** T57 1552

**Sizes/Cups EUR (UK)**

80 - 100 A (36 - 44 A)

80 - 115 B - C (36 - 50 B - C)

85 - 115 D - E (38 - 50 D - E)

**Hooks & Eyes**

7 rows: 80 - 90 A - C (36 - 40 A - C)

8 rows: 80 - 90 D - E (36 - 40 D - E)

95 - 105 A - C (42 - 46 A - C)

9 rows: 95 - 105 D - E (42 - 46 D - E)

110 - 115 A - C (48 - 50 A - C)

10 rows: 110 - 115 D - E (48 - 50 D - E)

**Fabric**

80% PA (polyamide)

20% EL (elastane)

**Colours**

White, Rosé, Black



## BALANCED SUPPORT



- Soft wireless modern bra featuring colour-matching jacquardtronic lace with 3-dimensional embroidery
- Broad, padded and adjustable straps as well as anatomically shaped underbust band
- Cotton-rich pockets for optimal moisture exchange
- Higher cut, two-section cup and double interlock for best fit, relief and hold

**Art.-No.** T57 1470

**Sizes/Cups EUR (UK)**

80 - 110 B - E (36 - 48 B - E)

80 - 105 F (36 - 46 F)

**Hooks & Eyes**

3 rows: 80 - 90 B - F (36 - 40 B - F)

4 rows: 80 - 110 B - F (36 - 48 B - F)

**Fabric**

39% PA (polyamide), 25% CO (cotton),

19% PES (polyester), 17% EL (elastane)

**Colours**

White, Black



# Breast forms

---



## Natural wellbeing



When you recommend SILIMA® breast forms to your customers, you are recommending carefully tested quality made in Germany. Thusasne® has been manufacturing its products carefully by hand and using the very latest technology in Burgwedel in Lower Saxony for more than 45 years. A continuous improvement process ensures that SILIMA® breast forms keep pace with the care needs of women who have undergone breast surgery. For example, regular developments of new and innovative products in different shapes and designs respond to advances in surgery techniques.

The SILIMA® brand stands for a feeling of natural wellbeing. Women who have undergone breast surgery particularly appreciate the pleasant silkiness of the breast forms, which feel gentle on their skin.

Worn with a SILIMA® bra, these breast forms always create an aesthetic and harmonious entity. The feminine body image is recreated: personalised and right down to the last detail. This confidence helps your customers regain their zest for life and thus plays a key role in both the physical and mental healing process.

Different sizes and versions are available to ensure the best possible solution for each personal situation.

## THE SILIMA® PROCESS

SILIMA® has developed a special processing technique for adjusting the elasticity of the silicone to assure the natural quality of SILIMA® breast forms made of soft, yet at the same time textured and extremely tear-proof, silicone. High-elasticity, gossamer-thin polyurethane (PU) film encases the soft silicone body of the SILIMA® breast forms like a skin and prevents the molecules from escaping to the surface. The film is extremely tear-proof, which further enhances the durability of the breast form. Furthermore, the PU film and silicone join to form a single unit, which ensures very natural movement.

### Skin friendly and gentle

The polyurethane film is elastic, resistant to chlorine and salt water, and heat conducting, which allows the breast form to adopt body temperature when worn.

The film is not just skin friendly: it also feels natural. And thanks to a special matt finish, it even resembles the appearance of skin very closely.

A natural beige tone, together with two different shades of brown are available to match the respective skin colour, thus making sure the breast form looks quite natural, even under flimsy clothing.

## SILIMA® COLOR VARIETY



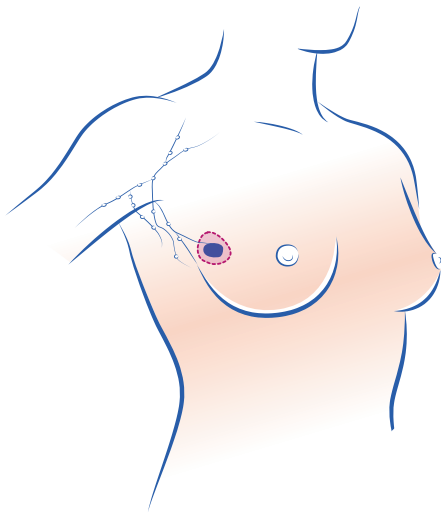
ART. NO	PRODUCT	LIGHT TINTED	MEDIUM TINTED	DARK TINTED
T66227	SILIMA® Fiberfill triangular	x		
T66360	SILIMA® Classic asymmetric	x	x	x
T66370	SILIMA® Classic symmetric	x	x	x
T66379	SILIMA® Soft&Light, Super soft	x	x	x
T66398	SILIMA® Elite	x	x	x
T66377	SILIMA® Direct	x	x	x
T66368	SILIMA® Soft&Light asymmetric	x	x	x
T66378	SILIMA® Soft&Light symmetric	x	x	x
T66328	SILIMA® Soft&Light Heartshape	x	x	x
T66374	SILIMA® Ultra light	x	x	x
T66380	SILIMA® Shell	x	x	x
T66390	SILIMA® Conform	x	x	x
T66107	SILIMA® Xtra	x		
All	Serena	x		

### SILIMA® – quality that lives up to its promise

The introduction of a quality management system and certification of the same in accordance with ISO 13485 and ISO 9001 ensure the consistently high quality of SILIMA® breast forms, from development, through production, right up to despatch. After all, we want nothing more than to satisfy you and your customers.

# Care following

## Conservative surgery



### Perfect compensation and flawless contour

SILIMA® partial breast forms restore the natural symmetric contour of the bust following conservative breast surgery or extensive oncoplastic surgery with resulting aesthetic deficits.

Nowadays, some 80 percent of all patients do not need to undergo mastectomy. Conservative breast surgery is the standard approach to treating malignant breast cancer these days. Conservative therapy, or even elaborate breast reconstruction procedures, however, sometimes only result in partial recovery, or are unaesthetic. These changes are only rarely detectable immediately after surgery. They usually only occur once post-operative radiotherapy has been given. Given the preceding radiation therapy, surgical correction only rarely produces the desired result. Moreover, it entails the use of stressful reconstruction techniques.

### The gentle alternative

If the result of conservative or oncoplastic surgery is aesthetically unsatisfactory, SILIMA® partial breast forms can reproduce a natural, symmetric bust contour. Equally, if surgery entails several operations, they can serve as an interim solution.

SILIMA® partial forms come in various sizes, shapes and thicknesses, allowing you to offer your customers a perfect fit that is superbly comfortable and guarantees maximum freedom of movement, in any situation.

## PREMIUM

### Volume compensation for uneven areas

For very low volume compensation/  
for nipple coverage



**SILIMA®  
Xtra®**

For medium volume compensation  
with or without  
safety strip



**SILIMA®  
Shell**

Compensation  
for up to 2 cup sizes



**SILIMA®  
Conform**

Particularly for arm  
edemas or lymphedemas/  
also for extensive volume  
compensation

Pleasant  
air circulation



**SILIMA®  
Ultra light**

Lighter  
- 60%



# SILIMA® XTRA



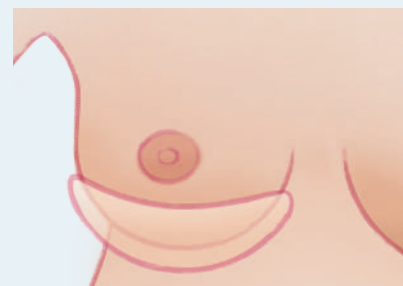
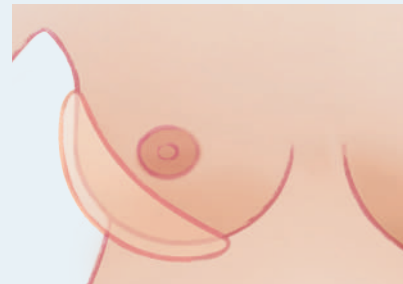
- Perfect hold on the skin and in a bra
- Whether placed beneath the breast or at the side, these soft partial forms create a perfect appearance following conservative breast surgery or when the two breast sizes differ
- A lack of tissue or volume in the upper part of the breast is compensated by the push-up effect from below or from the side. The smaller sizes are ideal for replenishing volume around the tip, e.g. following breast reconstruction
- The special, medically tested adhesive pads ensure that SILIMA® Xtra stays firmly in place in a bra and is not visible. The adhesive pads can be worn over longer periods, and new pads purchased, if necessary. As such, SILIMA® Xtra is very durable as an adhesive breast compensation solution.
- The gradually tapering edges and soft material nestle gently and naturally against the breast without any visible transitions
- The matt outer film enhances the natural appearance
- SILIMA® Xtra can be worn left or right in any well-fitting bra
- SILIMA® Xtra comes complete with adhesive pads and cleaning accessories. The individual components can be reordered separately

Art.-No. T661072

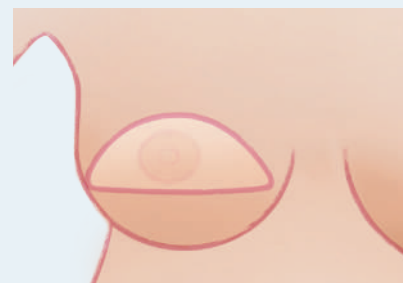
Sizes	Measurement length in cm	Measurement height in cm
1	10.0	4.8
2	12.5	6.4
3	15.6	7.6
4	18.5	9.0

All measurements are approximate and may vary slightly.

## Illustrations SILIMA® Xtra



Positioning SILIMA® Xtra underneath or at the outer edge supports or lifts the breast, thus restoring its customary appearance.



Size 1 or 2 can compensate volume deficits at the tip of the breast; can be combined with a self-adhesive nipple.



Adhesive pads with cleaning board  
Art.-No. T64 107

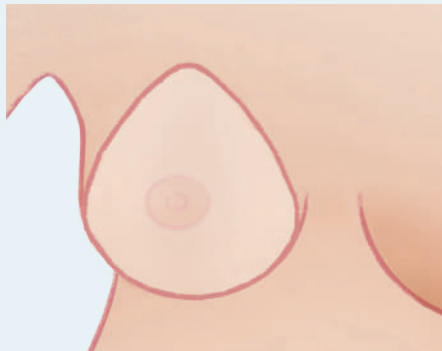


Special brush  
Art.-No. T13 301

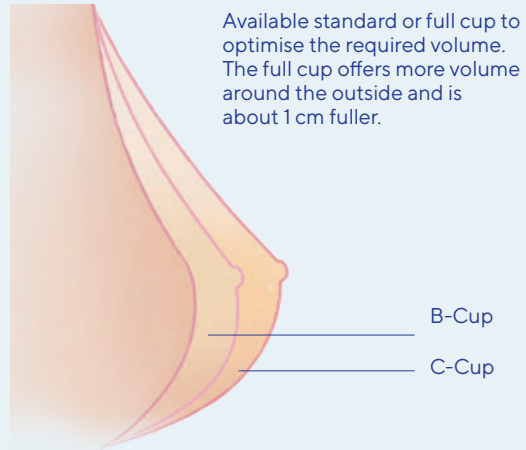
Cleaning lotion  
Art.-No. T83 3772

# SILIMA® SHELL

## Illustrations SILIMA® Shell



SILIMA® Shell form for use on either sides. Wearable with or without adhesive solution.



- For a smooth and even outline
- Worn directly on the skin
- Flat, natural transition where the bra straps join, the outer edges nestle softly and gently against the skin
- Anatomical, symmetric shape, mirrors the curvature of the chest wall
- Restores the natural appearance

**Art.-No.** T66 3802

### Cup/sizes

Standard/B 1 - 11  
Full/C 3 - 12

### Description

anatomical, symmetric

- SILIMA® Shell can be worn with just one adhesive strip
- The adhesive strip can be ordered separately
- The ultra-thin adhesive strip unobtrusively sticks to the back of the form
- The one-piece adhesive strip makes the form even easier to handle and clean, and even more secure to wear

### Adhesive strips

**Art.-No.** T643872

Size 1: Form sizes 1 and 2

Size 2: Form sizes 3 and 4

Size 3: Form sizes 5 and 6

Size 4: Form sizes 7 and 8

Size 5: Form sizes 9 and 10

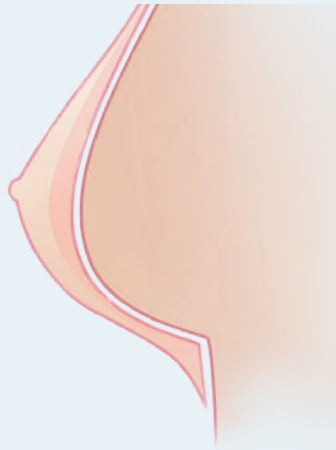
Size 6: Form size 11



Adhesive pad

# SILIMA® CONFORM

## Illustrations SILIMA® Conform



SILIMA® Conform Standard-Cup



SILIMA® Conform Full-Cup

- A particularly aesthetic soft and smooth fitting form
- Ideal for sensitive scar tissue and suitable for initial care
- The standard cup has a deep hollow on the underside, making it particularly good for moderate loss of tissue
- The full cup has a shallower hollow, offering more volume to compensate greater loss of tissue
- Velvety matt outer skin
- Particularly soft inner layer made of transparent silicone
- Thin, softly tapering edge for smooth transition
- Best worn Directly on the skin

**Art.-No.** T66 3901

**Cup/sizes**

Standard/B:

2/3, 4/5, 6/7, 8/9, 10/11

Full/C:

4/5, 6/7, 8/9, 10/11

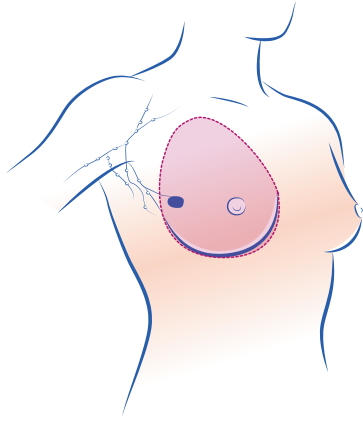
**Description**

anatomical, symmetric

2-layered



# Post-mastectomy care



## Individuality for a natural appearance

The development of SILIMA® breast forms reflects current surgery methods and compensation requirements resulting in a wide variety of forms and versions to ensure the best possible solution for your customers.

### For minimum/no underarm tissue deficit: SILIMA® breast forms without lateral extension (symmetric)

A less severe mastectomy removes the mammary tissue and some lymph nodes around the bust, while leaving the pectoral muscle and other lymph nodes. This procedure results in no, or only minimal, loss of underarm tissue. In this case, a SILIMA® breast form without a prominent lateral extension is the best solution.

## BASIC

Complete volume compensation/ full weight \_\_\_\_\_ For larger tissue volumes \_\_\_\_\_



**SILIMA® Classic symmetric**

## PREMIUM

### Complete volume compensation/reduced weight



## SILIMA® SOFT & LIGHT

Lighter  
- 30%



- So soft – so natural
- Softly rounded, natural form
- As soft as a natural breast
- Wide choice of cups for best possible compensation of moderate and fuller busts



**Art.-No.** T66 3782  
**UK Name** SILIMA® elegance clear  
**Cup/sizes**  
 Standard/B 1 – 11  
 Full/C 3 – 14  
**Description**  
 anatomical, symmetric  
 3-layered

### Illustration SILIMA® Soft & Light

Silky soft  
outer film

Lightweight  
silicone

Transparent,  
soft inner layer

Particularly  
soft silicone gel

## SILIMA® SOFT & LIGHT SUPER SOFT

Lighter  
- 15%



- Natural and particularly smooth-fitting
- Super soft cup nestles closely in the bra cup and thus resembles even more to particularly soft breast tissue
- Adapts to fit the thoracic wall with ease, ideally suited for sensitive scar tissue
- For an optimum weight compensation 15% lighter than the remaining breast due to the soft silicone core
- Adapts naturally to all body movements, whether standing, sitting or lying down
- Lightweight silicone core encased in particularly soft silicone



**Art.-No.** T66 3791  
**UK Name** SILIMA® optima  
**Cup/sizes**  
 Standard A/B 1 – 11  
**Description**  
 anatomical, symmetric  
 3-layered

### Illustration SILIMA® Soft & Light super soft

Silky soft  
outer film

Transparent,  
soft inner layer

Lightweight  
silicone

Particularly  
soft silicone gel

## SILIMA® ULTRA LIGHT



- Perfect compensation that feels weightless
- 2-layer breast form
- Weighs up to 60 % less than conventional gel forms thanks to the use of special lightweight silicone
- Unique ring-formed design guarantees stability as well as natural movement
- Deeply hollowed underside to protect the sensitive scar area
- Underside edge finish ensures good air circulation. Water drains off easily when swimming
- Anatomical, symmetric shape
- Particularly suitable for patients with lymphedema

- A good solution even if considerable amounts of tissue are removed during conservative surgery

**Art.-No.** T66 3741

**Cup/sizes**  
Standard/B 1 – 11  
Full/C 3 – 14

**Description**  
anatomical, symmetric  
2-layered

### Illustration SILIMA® Ultra light

Silky matt external film

Lightweight silicone

ring-formed design

Special edge finish

## SILIMA® DIRECT



Rear view  
with adhesive  
pad

- Versatile breast form with excellent adhesion for close and secure fitting
- SILIMA® Direct comes with a thin, soft and supple, yet shape-retaining adhesive pad
- Perfectly comfortable with adhesive pad. SILIMA® Direct can also be worn as a non-adhesive breast form
- Specially moulded underside for perfect positioning of the adhesive pad
- The adhesive pad is not visible
- When worn daily, the adhesive pad only needs to be cleaned once or twice a week

- Anatomically and symmetrically designed for natural movement
- Matt outer skin that resembles natural breast skin
- Adapts to the body reliably and without changing shape

**Art.-No.** T66 3772

**Cup/sizes**  
Standard/B 1 – 11  
Full/C 3 – 12

**Description**  
anatomical, symmetric  
3-layered

SILIMA® Direct comes complete with adhesive pad and cleaning accessories. The individual components can be reordered separately.

### Illustration SILIMA® Direct

Flat edges of the adhesive pad in the upper area

Matt outer layer

Normal silicone

Adhesive pad for secure positioning of the breast form

Non-adhesive section of the adhesive pad for perfect fit of the breast form

Lightweight silicone

Specially moulded underside for perfect positioning of the adhesive pad

## SILIMA® ELITE

Lighter  
- 30%



- Natural compensation for women with a large bust
- Reduced weight for enhanced comfort
- Extra-full cup volume within a small cup area
- Silky-soft surface
- Anatomical shape
- Adapts to the widest range of very individual needs
- Can be worn left and right

**Art.-No.** T66 3981

**Cup/sizes**

EXtra Full/D/E 8/9, 10/11, 12/13, 14/15

**International size chart (imperial)**

D-Cup 90/95 (40/42): 8 - 10

D-Cup 100 - 120 (44 - 52): 12 - 14

E-Cup 80 - 95 (36 - 42): 8 - 10

E-Cup 100 - 120 (44 - 52): 12 - 14

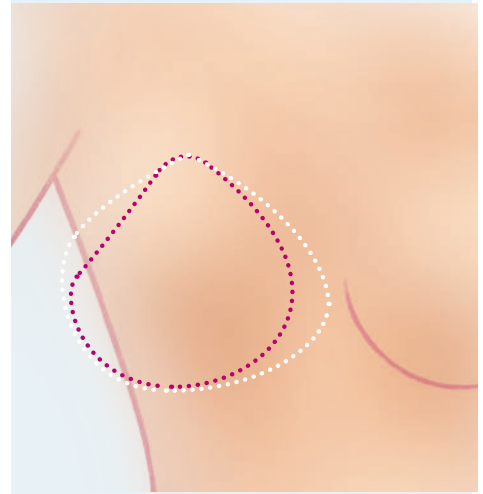
F- and G-Cup 75 - 95 (34 - 42): 8 - 10

F- and G-Cup 100 - 120 (44 - 52): 12 - 14

**Description**

anatomical, symmetric  
3-layered

### Illustration SILIMA® Elite



SILIMA® Elite provides a large cup volume despite the smaller area (pink line) compared with previous solutions (white line)

## SILIMA® CLASSIC SYMMETRIC



- Tried and trusted solution for restoring a natural appearance
- Anatomical shape, mirrors the natural curvature of the chest wall
- Nestles closely in the bra cup without creasing
- For patients without underarm tissue loss, and for slim women

**Art.-No.** T66 3701

UK Name: SILIMA® triform Classic

**Cup/sizes**

Standard/B 1 - 11, Full/C 3 - 14

**Description**

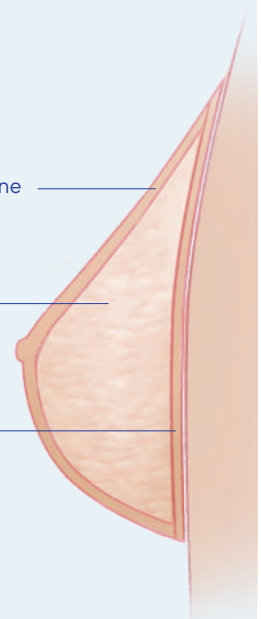
anatomical, symmetric  
1-layered

### Illustration SILIMA® Classic, symmetric

Gossamer thin, matt polyurethane film

Addition cure silicone

Cavity

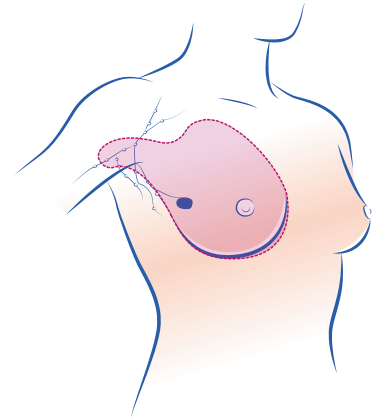


# Treatment

## After radically modified mastectomy

### For underarm tissue deficit: SILIMA® breast forms with lateral extension (asymmetric)

A modified radical mastectomy removes not just the mammary gland and fatty tissue, but also the lymph nodes, resulting in a noticeable loss of underarm tissue. A SILIMA® breast form with extension, i.e. that tapers at the sides under the arms, provides the best fit in such instances. This holds especially true for women with a fuller figure. By contrast, a form without extension may be more suitable for slim women, even if they have suffered tissue loss down the side.



## BASIC

Volume compensation/  
full weight

Proven, natural  
standard care,  
available in three  
cup sizes



SILIMA® Classic  
asymmetric

## PREMIUM

Lighter  
- 30%



SILIMA®  
Soft & Light  
heart shape

Complete volume compensation/reduced weight

Particularly soft,  
can be rotated  
180°

Particularly soft,  
available in  
3 cup sizes

Lighter  
- 30%



SILIMA®  
Soft & Light  
asymmetric

## SILIMA® SOFT & LIGHT HEART SHAPE

Lighter  
- 30%



- Three-layer design for enhanced comfort
- Lightweight silicone core with naturally soft cup and silky-soft inner layer
- Up to 30% lighter than conventional gel forms
- Adapts to fit the thoracic wall with ease, ideally suited for sensitive scar tissue
- Even looks lightweight, thanks to the transparent inner layer
- Adapts naturally to all body movements, whether standing, sitting or lying down

- Symmetric shape, adapts to become asymmetric
- Gently tapers to the neckline and underarm area
- The curve fills the lower breast area particularly well and stops the form from rubbing against the remaining natural breast

**Art.-No.** T66 3281  
**UK Name** SILIMA® embrace

**Cup/sizes**  
Standard/B 1 – 8  
Full/C 5 – 12

**Description**  
anatomical, symmetric  
3-layered

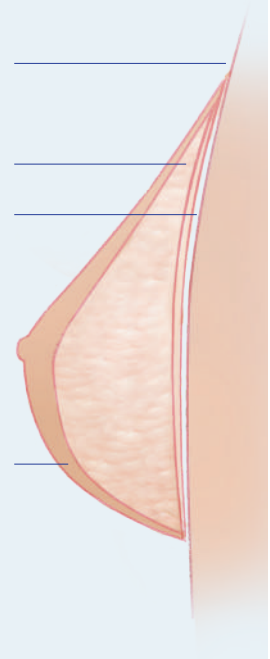
### Illustration SILIMA® Soft & Light heart shape

Silky soft  
outer film

Lightweight  
silicone

Transparent,  
soft inner  
layer

Particularly  
soft silicone  
gel





## SILIMA® CLASSIC ASYMMETRIC



The same as the symmetric version, except:

- Elongated at the sides to compensate underarm tissue loss
- Ideal for uneven scars or immediately following surgery thanks to the shallow hollow on the underside
- Wide tapering at the sides for guaranteed non-slip hold in a bra
- Wide, moulded bottom edge: supports the form against the body and ensures firm hold when worn Directly against the skin
- Flat natural transition where the straps join and under the arms
- Flat upper breast, especially cup A

**Art.-No.** T66 3601

**UK Name** SILIMA® contura Classic

**Cup/sizes**

A 1 - 7  
Standard/B 1 - 10  
Full/C 5 - 11

**Description**

anatomical, asymmetric  
1-layered

### Illustration SILIMA® Classic, asymmetric

Gossamer thin, matt polyurethane film

Addition cure silicone

Cavity

## SILIMA® SOFT & LIGHT ASYMMETRIC

Lighter  
- 30%



- Three-layer design for enhanced comfort
- Up to 30% lighter than conventional gel forms
- Cup available in three sizes
- As soft as a natural breast
- The asymmetric shape with tapered sides ensures a perfect fit when underarm tissue has been lost as a result of removing lymph nodes

**Art.-No.** T66 3682

**UK Name** SILIMA® discreetly

**Cup/sizes**

A 3 - 7, Standard/B 3 - 10  
Full/C 5 - 12

**Description**

anatomical, symmetric  
3-layered

### Illustration SILIMA® Soft & Light

Silky soft outer film

Lightweight silicone

Transparent, soft inner layer

Particularly soft silicone gel

# Swimwear

## Maritime - Ocean colors



### Brittany<sup>1,3</sup>

Art.-Nr. T59612

(D) (NL) (B) (CH) (A)

Cup B 38-50

Cup C 38-50

Cup D 40-50

#### Material

78% polyamide,  
22% elastane



### Santorini<sup>3,5,6</sup>

Art.-Nr. T59188

(D) (NL) (B) (CH) (A)

Cup B 38-46

Cup C 40-44

#### Material

Outer fabric: 85% polyester  
(recycled), 15% elastane



### Curacao<sup>1,3,6</sup>

Art.-Nr. T59189

(D) (NL) (B) (CH) (A)

Cup B 38-48

Cup C 40-46

#### Material

Outer fabric:  
80% polyamide,  
20% elastane

## Ethnic styles



### Ancona<sup>1,3</sup>

Art.-Nr. T59601

(D) (NL) (B) (CH) (A)

Cup B 38-52

Cup C 38-50

Cup D 40-50

#### Material

Outer fabric:  
78% polyamide,  
22% elastane



### Samoa<sup>3,5,6</sup>

Art.-Nr. T59190

(D) (NL) (B) (CH) (A)

Cup B 38-48

Cup C 40-46

#### Material

Outer fabric:  
85% polyester (recycled),  
15% elastane

## Ethnic styles - mix & match



### Barbados tankini top<sup>3,7</sup>

Art.-Nr. T59394

(D) (NL) (B) (CH) (A)

Cup A 38-44

Cup B 38-46

Cup C 40-46

#### Material

Print: 81% polyamide  
(GREENbay®), 19% elastane  
Plain: 78% polyamide  
(GREENbay®), 22% elastane  
(Lycra® XtraLife™)



### Barbados tankini brief<sup>7</sup>

Art.-Nr. T59395

(D) (NL) (B) (CH) (A)

38-46

#### Material

78% polyamide (GREENbay®),  
22% elastane (Lycra® XtraLife™)



### Barbados bikini top<sup>3,4,7</sup>

Art.-Nr. T59258

(D) (NL) (B) (CH) (A)

Cup B 36-42

Cup C 38-46

Cup D 40-44

#### Material

Print: 81% polyamide  
(GREENbay®), 19% elastane  
Plain: 78% polyamide (GREENbay®),  
22% elastane (Lycra® XtraLife™)



### Barbados bikini brief<sup>7</sup>

Art.-Nr. T59259

(D) (NL) (B) (CH) (A)

36-46

#### Material

Print: 81% polyamide  
(GREENbay®), 19% elastane  
Plain: 78% polyamide  
(GREENbay®),  
22% elastane (Lycra® XtraLife™)

## Best of tropical dreams...



### Antigua<sup>1,3,6</sup>

Art.-Nr. T59185

(D) (NL) (B) (CH) (A)

Cup B 38-48

Cup C 40-46

#### Material

Print: 85% polyester  
(recycled), 15% elastane  
Plain: 78% polyamide  
(recycled), 22% elastane



### Aruba<sup>1,3</sup>

Art.-Nr. T59186

(D) (NL) (B) (CH) (A)

Cup B 38-48

Cup C 40-46

#### Material

Outer fabric:  
80% polyamide,  
20% elastane



### Bahamas<sup>2,7</sup>

Art.-Nr. T59187

(D) (NL) (B) (CH) (A)

Cup B 40-56

Cup C 40-54

Cup D 42-46

#### Material

Print: 80% polyamide  
(GREENbay®), 20% elastane  
Plain: 78% polyamide  
(GREENbay®), 22% elastane  
(Lycra® XtraLife™)



### SILIMA® Ultra light

Art.-Nr. 663741

Standard/B 1-11

Full/C 3-14

### SILIMA® Ultra light

Art.-No. 66 374

Standard/B 1-11

Full/C 3-14

## Informations and sizes

All designs have soft cups and incorporated pockets. Further equipment features depending on model.

1. Swimsuits with integrated half corsage at the front
2. Swimsuits with integrated half corsage and – from size 48 – full corsage
3. Adjustable straps
4. Adjustable and detachable straps mean this model can also be used as a halterneck
5. Full corsage
6. ECOWAVE label - made out of recycled fabrics
7. GREENbay® label - made out of recycled fabrics

**Lycra® Xtra Life:** Exceptional colour resistance and shape retention, excellent comfort, quick-drying, high level of chlorine resistance, low water absorption, low maintenance

**Sensitive:** Exceptionally soft to the touch, high level of air permeability, high UV protection (UPF 50+)



## HOW TO MEASURE AND FIT CORRECTLY SWIMWEAR

SWIMWEAR SIZES EU / CUP SIZES ARE THE SAME IN ALL COUNTRIES - UNDERBUST SIZES ARE NOT THE SAME											
Waist circumference in cm	62-67	67-72	72-77	77-82	82-87	87-92	92-97	97-102	102-107	107-112	112-117
Hip circumference in cm	92-96	96-100	100-104	104-108	108-112	112-116	116-120	120-124	124-128	128-132	132-136
EU size Swimwear											
EU	36	38	40	42	44	46	48	50	52	54	56
Underbust size, different markets											
EU	70	75	80	85	90	95	100	105	110	115	120
F/E	85	90	95	100	105	110	115	120	125	130	135
I	1	2	3	4	5	6	7	8	9	10	11
GB/US	32	34	36	38	40	42	44	46	48	50	52
AUS/TNZ	10	12	14	16	18	20	22	24	26	28	30

This size table is for orientation purposes only. If there is a large difference between the waist and hip sizes, the larger size should be chosen.

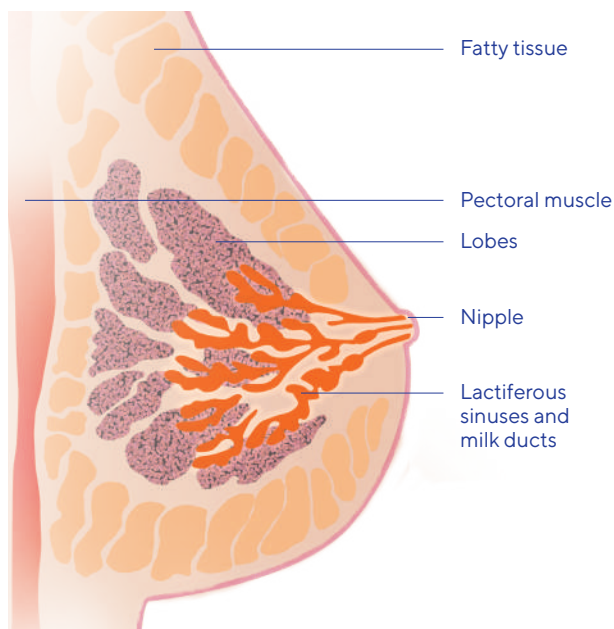
# WHAT YOU SHOULD KNOW ABOUT BREAST CANCER

**Malignant breast tumours are the most frequent form of cancer among women in Europe. Every fourth cancer diagnosed among women afflicts the breast. From the age of 40, the risk of cancer gradually increases. It is estimated that in the year 2000 there were 350,000 new breast cancer cases in Europe, while the mortality was estimated at 130,000 (European Network of Cancer Registries – ENCR, Cancer Fact Sheets, 2002). In order to understand why the restoration of physical appearance is so important for the mental stabilisation of women who have undergone breast surgery and thus for their return to leading a normal life, it helps to understand the structure of the female breast, how breast cancer occurs, and how it is treated.**

## Structure and function of the female breast

The term “breast” describes the milk-producing gland whose primary function is to feed newborn babies. The medical descriptive term is mammary.

The glandular tissue is arranged around the nipple, virtually in a star shape. It consists of milk-secreting lobules (Lobula) arranged in groups and the so-called milk ducts (Ductuli), which run, like paths, towards the nipple and to the outside, some 15 to each nipple. The lobules and ducts are embedded in fatty and connective tissue that gives the breast its shape and softness. A breast does not have any muscles, but lies on the major and minor pectoral muscles. A network of nerves, blood vessels and lymph channels supplies nutrients and hormones to the breast tissue.



The term breast describes the milk-producing mammary gland. The surrounding fatty and connecting tissue gives the breast its shape and softness.

Most of the lymph channels – consisting of lymphatic vessels and lymph nodes – run towards the armpit, with a few leading towards the breastbone and collarbone. Normally, lymph nodes are pea sized, at most, soft and virtually impossible to feel.

Inflammations, but also malignant illnesses, can cause them to swell and harden. But just because you can feel a node does not necessarily mean it is malignant. More than three quarters are benign, and frequently indicate mastopathy, i.e. an accumulation of connecting tissue, or cysts filled with fluid.

## How breast cancer develops

In the case of malignant tumours, the tumour cells reproduce unhindered, destroy the surrounding tissue, and can be transported along the blood and lymph channels to other parts of the body where they can start forming metastases.

Malignant tumours in the breast (breast cancer) start in the surface (epithelial) cells of the milk ducts, although some also form in the lobes.

If the tumour has not penetrated the cell walls, the basal membrane of the gland tissue, it is referred to as a carcinoma in situ, contained at its location of occurrence. At such an early, non-invasive stage, the chances of curing the cancer by surgically removing the tumour are good. Once the tumour cells have penetrated the basal membrane and started growing in the surrounding connecting and fatty tissue, they become what is known in medicine as an invasive tumour – breast cancer.

Cancer is caused by changes in the genetic material of body cells that result in dysfunctional growth. Why a healthy cell mutates into a cancer cell is, however, still largely unresearched, although statistics do permit the derivation of specific risk factors. Accordingly, women face a higher risk of contracting breast cancer

- if their close relatives had breast cancer,
- if they are older than 50,
- if they have formerly suffered from breast cancer,
- if they have problematic mastopathy,
- if numerous microcalcifications are detected by mammography, or
- if tissue samples indicate a higher risk of cellular degeneration.

# THE VARIOUS TYPES OF SURGERY FOR BREAST CANCER

**There are various options for surgically removing breast carcinoma these days: radical, modified radical or simple mastectomies, or conservative breast surgery. The latter include quadrantectomy, tumorectomy or segmental mastectomy.**

## Conservative breast surgery

Nowadays, most breast cancer patients can undergo conservative breast surgery. The ratio of tumour size to overall mammary tissue plays a key role in determining whether conservative surgery is possible.

In order to indicate the area of change in the mammary gland, the breast is roughly divided up into four quadrants. Most malignant tumours are found in the outer, upper quadrants, i.e. between collarbone and armpit. A quadrant resection removes both the tumour and – to be on the safe side – the tissue in that quadrant. This type of surgery does, however, frequently produce a cosmetic result that is less than ideal. A tumorectomy or segmental mastectomy removes the tumour and surrounding tissue to a “safe” distance of about two centimetres to healthy tissue. This safe distance around the tumour aims to include any cells that might have invaded the surrounding tissue.

## ADJUVANT THERAPIES

**Various therapies are available to supplement or support breast cancer treatment. These include, for example, radiotherapy and/or medication, such as chemotherapy or hormone therapy.**

### Radiotherapy

Radiotherapy may be administered both before and after breast surgery. Pre-operative radiotherapy aims to stop or reverse tumour growth. Post-operative therapy aims to destroy any remaining cancer cells in the breast or scar area to prevent a relapse. Computer tomography is used to individually calculate the right dosage of radiation and area to be treated. This helps to reduce the possible side effects, such as burns. Nevertheless, the affected skin area remains extremely sensitive for the duration of the radiotherapy – which usually lasts five to six weeks.

### Chemotherapy

Cytostatic chemotherapy aims to hinder cell division and destroy cells, thus preventing the formation of metastases. It is used, for example, when other forms of treatment – such as radiotherapy or hormone therapy – are insufficient, and the tumour cells are already spreading through the body. Unfortunately, besides destroying cancer cells, chemotherapy also damages healthy, quickly dividing cells, such as the ones found in the roots of our hair or the gastrointestinal tract. It can therefore cause side effects such as hair loss, nausea and vomiting. These side effects can be controlled by individually combining the compounds with medication to stop nausea and vomiting. Like radiotherapy, chemotherapy can be administered both before and after surgery.

As a rule, some lymph nodes are also removed from the armpit during conservative breast surgery to enable exact diagnostics. The operation usually leaves only small, scarcely visible scars. Conservative breast therapy is often followed by radiotherapy.

### Mastectomy

A radical mastectomy removes the entire mammary gland including the associated pectoral muscles and lymph nodes. The cut stretches from around the shoulder joint down to the abdomen. The chest usually takes on a very concave shape as a result.

This radical approach to breast surgery was very common, especially in the 1970s. Nowadays, modified radical mastectomies remove the entire mammary gland, together with the associated lymph nodes in the armpits. The pectoral muscles are left, or only removed if also tumour-ridden. A simple mastectomy removes the entire gland tissue but leaves the axillary lymph nodes.

### Hormone therapy

Some breast tumours are hormone receptor positive, i.e. caused by the influence of hormones such as oestrogen. Following surgery, patients with such tumours can receive hormone treatment to combat the body's production of the hormones.

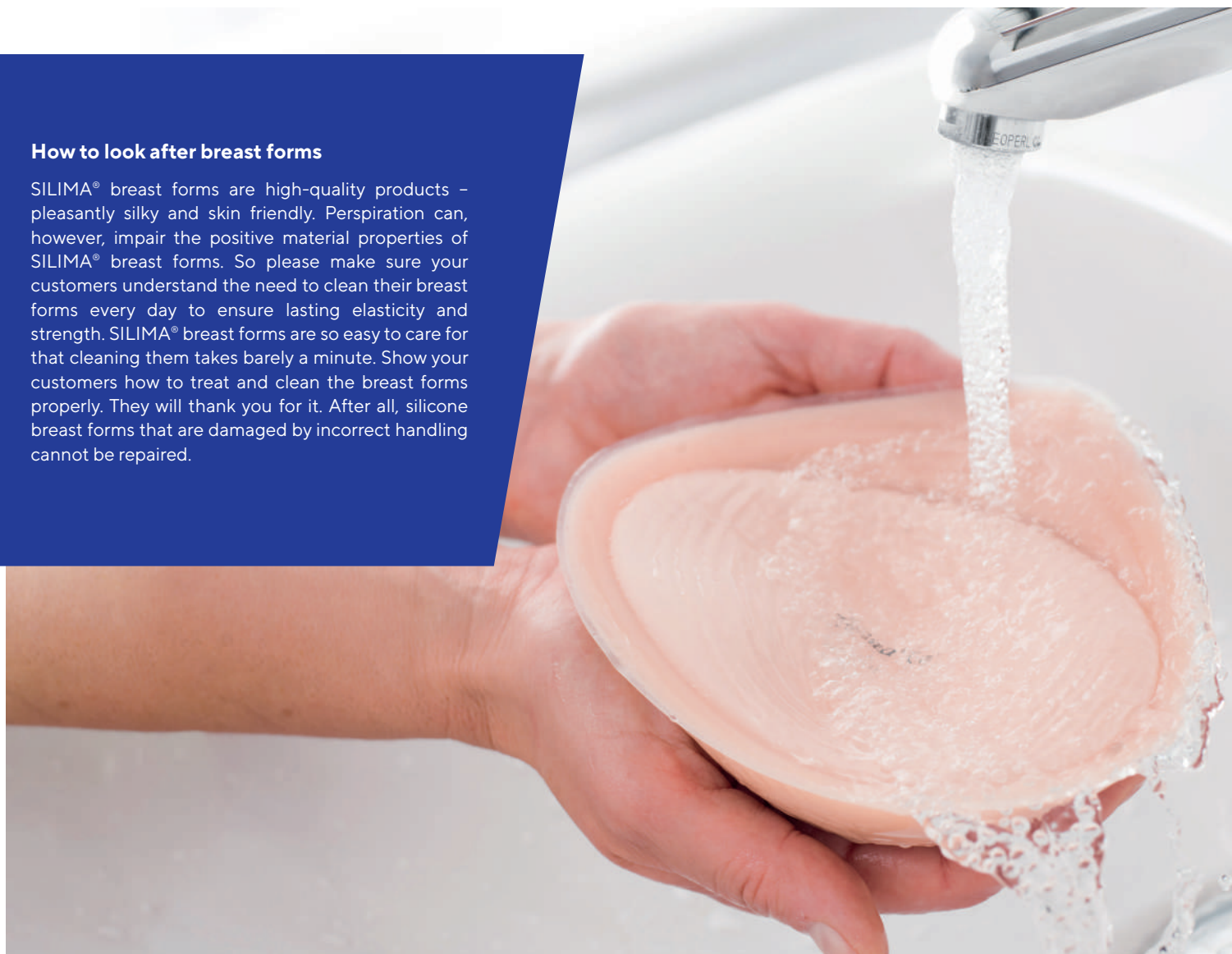
### Breast reconstruction options

An increasingly important part of the recovery process following cancer-related mammary loss is the restoration of appearance using a breast form or through breast reconstruction. Various methods and techniques are available for breast reconstruction – using either silicone or saline breast implants, or tissue taken from elsewhere on the body. This tissue is either taken from the large back muscle, or the lower abdominal area.

# Care and cleaning

## How to look after breast forms

SILIMA® breast forms are high-quality products – pleasantly silky and skin friendly. Perspiration can, however, impair the positive material properties of SILIMA® breast forms. So please make sure your customers understand the need to clean their breast forms every day to ensure lasting elasticity and strength. SILIMA® breast forms are so easy to care for that cleaning them takes barely a minute. Show your customers how to treat and clean the breast forms properly. They will thank you for it. After all, silicone breast forms that are damaged by incorrect handling cannot be repaired.



## What your customers need to know about SILIMA® breast form care and cleaning:

- Wash with mild soap and rinse in warm water
- Do not use solvents under any circumstances
- Dab gently with a soft towel to dry
- Do not place the form on a radiator, nor use a hair dryer
- Use the original box to store or move the breast form
- Keep sharp or pointed objects, such as brooches, away from the breast form
- Be careful with pet claws – they might damage the gossamer-thin PU film
- Observe the care information included with each breast form



# Accessories / Service

ART.-NO.			DESCRIPTION
T64 3642*	<b>Breast form cover</b>	T66 3601, T66 3682	Colour: beige
T64 3742 symmetric*	<b>Breast form cover</b>	T66 3701, T66 3751, T66 3782	Colour: beige
T64 1542	<b>Bra pocket</b>	T57 1542, T57 1552	Colours: white · rose · black
T57 999	<b>Pocket sewing</b>		
T64 107	<b>SILIMA® Xtra adhesive pads</b>	One size fits all	Set of 2, incl. cleaning board
T64 3873	<b>SILIMA® Shell adhesive strips</b>	1 – 6	Adhesive on both sides
T64 3772	<b>SILIMA® Direct adhesive pads</b>	1 – 12	Adhesive on both sides
T83 3772	<b>SILIMA® cleansing lotion</b>	45 ml	For adhesive pads
T13 301	<b>SILIMA® special brush</b>	One size fits all	For adhesive pads

\*While stocks last.

## SILIMA® NIPPLES

### For a perfectly natural appearance

A completely natural and feminine appearance down to the last detail: self-adhesive SILIMA® nipples make your SILIMA® breast form look even more natural. It is impossible to see the difference, even when wearing semi-transparent clothing. The extensive range of SILIMA® nipples ensures individual adaptation to the natural nipple. For a perfectly natural-looking bust. Even after conservative or reconstructive breast surgery. The nipple can even be worn Directly on the skin.

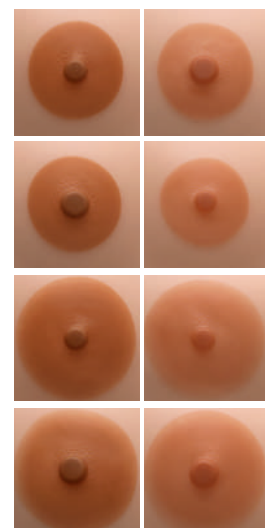
- Range of colours and sizes
- Skin-friendly
- Easy to handle
- Repeatedly self-adhesive
- Adhesive layer can be cleaned and reactivated
- Available in packs of one or two or as an 8-piece starter and demo set for the fitting

**Art.-No.** T83 1251

#### Description

Description: Pack of 8 nipples: 8 x 1 of each nipples

COLOURS	Ø ARTIFICIAL NIPPLE	Ø NIPPLE	ART.-NO. PACKS OF ONE	ART.-NO. PACKS OF TWO
Light	40 mm	9 mm	T83127109104299	T83127209104299
Light	40 mm	12 mm	T83127112104299	T83127212104299
Dark	40 mm	9 mm	T83127109104199	T83127209104199
Dark	40 mm	12 mm	T83127112104199	T83127212104199
Light	52 mm	9 mm	T83128109204299	T83128209204299
Light	52 mm	12 mm	T83128112204299	T83128212204299
Dark	52 mm	9 mm	T83128109204199	T83128209204199
Dark	52 mm	12 mm	T83128112204199	T83128212204199



# How to measure and fit correctly

## Customers should wear a well-fitting bra when being measured:

- The underbust edge of the bra should not cut in
- The cups should not constrict the bust and should enclose it fully at the sides and neckline

### 1. Finding the right bra size

First measure the circumference under the bust. Match the measurement to the correct bra size in Table I.

**Example:** 79 cm measured = Bra size 80

### 2. Finding the right cup size

Measure from the middle of the back (spine) across the fullest part of the remaining breast to the breastbone. Then double the measurement. Starting from the bra size identified in Table I, track down to Table II, where you can find the right cup size on the left-hand side, based on your measurement.

**Example:** 47 cm measured, doubled = 94 cm. If the bra size is 80, the cup size – according to Table II – is B.

Once you have the right bra and cup sizes, you can determine the breast form size using the SILIMA® size table on the next page.

### 3. Finding the right breast form size

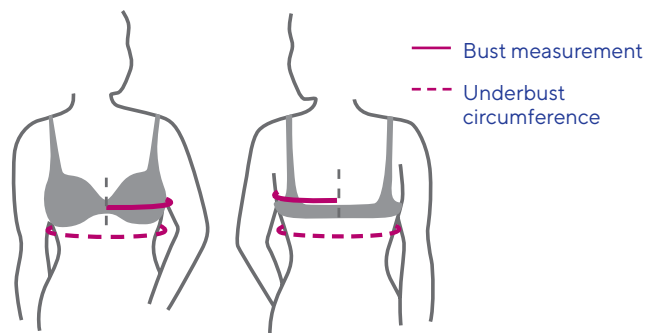
Starting from the measured cup size, track horizontally to the right to the measured bra size. In the vertical column beneath this measurement, you will find the appropriate breast form size.

**Example:** A measured cup B and bra size 80 equates to a breast form cup B, size 5.

**During selection, please bear in mind that most SILIMA® breast forms come in at least 2, and in some cases 3, cup sizes to ensure the best possible fit.**

SILIMA® breast forms ...

- ... cup A: for a small, flat bust
- ... standard/cup B: for the medium-sized bust
- ... full/cup C: for the fuller bust
- ... cup D/E: for a large bust



**Table I: Underbust circumference in cm**

63-67	68-72	73-77	78-82	83-87	88-92	93-97	98-102	103-107	108-112	113-117	118-122
-------	-------	-------	-------	-------	-------	-------	--------	---------	---------	---------	---------

**International bra size**

65	70	75	80	85	90	95	100	105	110	115	120
----	----	----	----	----	----	----	-----	-----	-----	-----	-----

**Imperial bra size**

30	32	34	36	38	40	42	44	46	48	50	52
----	----	----	----	----	----	----	----	----	----	----	----

**Table II: The right cup size is derived from the bust measurement in cm**

AA	75-77	80-82	85-87	90-92	95-97	100-102	105-107	110-112	115-117	120-122	125-127	130-132
A	77-79	82-84	87-89	92-94	97-99	102-104	107-109	112-114	117-119	122-124	127-129	132-134
B	79-81	84-86	89-91	94-96	99-101	104-106	109-111	114-116	119-121	124-126	129-131	134-136
C	81-83	86-88	91-93	96-98	101-103	106-108	111-113	116-118	121-123	126-128	131-133	136-138
D	83-85	88-90	93-95	98-100	103-105	108-110	113-115	118-120	123-125	128-130	133-135	138-140
E	85-87	90-92	95-97	100-102	105-107	110-112	115-117	120-122	125-127	130-132	135-137	140-142
F	87-89	92-94	97-99	102-104	107-109	112-114	117-119	122-124	127-129	132-134	137-139	142-144
G	89-91	94-96	99-101	104-106	109-111	114-116	119-121	124-126	129-131	134-136	139-141	144-146



# SILIMA® SIZE TABLE

## MATCHING BRA SIZE TO THE RIGHT BREAST FORM SIZE

AA	65	70	75	80	85	90	95	100	105	110	115	120				
A	60	65	70	75	80	85	90	95	100	105	110	115	120			
B			65	70	75	80	85	90	95	100	105	110	115	120		
C				65	70	75	80	85	90	95	100	105	110	115	120	
D					65	70	75	80	85	90	95	100	105	110	115	120
E						65	70	75	80	85	90	95	100	105	110	115

## SILIMA® SOFT & LIGHT, SUPER SOFT, EXTRA SOFT LIGHTWEIGHT FORM

symmetric: Art.-No. T66 3791	A/B-Cup	1	2	3	4	5	6	7	8	9	10	11			
------------------------------	---------	---	---	---	---	---	---	---	---	---	----	----	--	--	--

## SILIMA® SOFT & LIGHT, EXTRA SOFT LIGHTWEIGHT FORM

symmetric: Art.-No. T66 3281	B-Cup	1	2	3	4	5	6	7	8						
	C-Cup						5	6	7	8	9	10	11	12	
symmetric: Art.-No. T66 3782	B-Cup	1	2	3	4	5	6	7	8	9	10	11			
	C-Cup				3	4	5	6	7	8	9	10	11	12	13
asymmetric: Art.-No. T66 3682	A-Cup		3	4	5	6	7								
	B-Cup			3	4	5	6	7	8	9	10				
	C-Cup						5	6	7	8	9	10	11	12	

## SILIMA® ELITE, D/E-CUP

symmetric: Art.-No. T66 3981	Sizes 8/9, 10/11, 12/13, 14/15 (Detailed size table see page 42)
------------------------------	--

## SILIMA® DIRECT, ADHESIVE PAD

Art.-No. T643772	standard	1	2	3	4	5	6	7	8	9	10	11	12	12	
------------------	----------	---	---	---	---	---	---	---	---	---	----	----	----	----	--

## SILIMA® DIRECT, LIGHTWEIGHT ADHESIVE FORM

symmetric: Art.-No. T66 3772	B-Cup	1	2	3	4	5	6	7	8	9	10	11			
	C-Cup				3	4	5	6	7	8	9	10	11	12	

## SILIMA® ULTRA LIGHT, EXTRA LIGHTWEIGHT FORM

symmetric: Art.-No. T66 3741	B-Cup	1	2	3	4	5	6	7	8	9	10	11			
	C-Cup				3	4	5	6	7	8	9	10	11	12	13

## SILIMA® CLASSIC, STANDARD GEL FORM

symmetric: Art.-No. T66 3701	B-Cup	1	2	3	4	5	6	7	8	9	10	11			
	C-Cup				3	4	5	6	7	8	9	10	11	12	13
asymmetric: Art.-No. T66 3601	A-Cup	1	2	3	4	5	6	7							
	B-Cup	1	2	3	4	5	6	7	8	9	10				
	C-Cup						5	6	7	8	9	10	11		

## SILIMA® XTRA, PARTIAL FORM WITH ADHESIVE PADS

Art.-No. T66 1071	size 1-4
-------------------	----------

## SILIMA® SHELL, ADHESIVE STRIP

Art.-No. T643872	standard	1	1	2	2	3	3	4	4	5	5	6	6		
------------------	----------	---	---	---	---	---	---	---	---	---	---	---	---	--	--

## SILIMA® SHELL, SHELL FORM

symmetric: Art.-No. T66 3802	B-Cup	1	2	3	4	5	6	7	8	9	10	11			
	C-Cup				3	4	5	6	7	8	9	10	11	12	

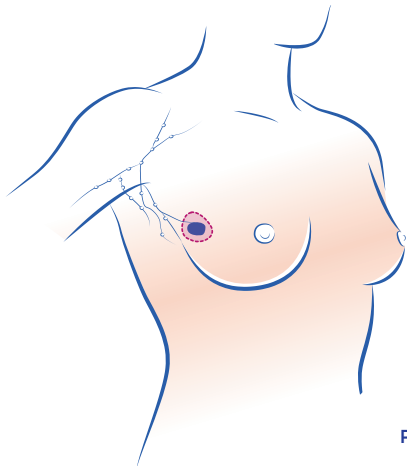
## SILIMA® CONFORM, ULTRA-SOFT PARTIAL FORM

symmetric: Art.-No. T66 3901	B-Cup	2/3	2/3	2/3	4/5	4/5	6/7	6/7	8/9	8/9	10/11	10/11			
	C-Cup					4/5	4/5	6/7	6/7	8/9	8/9	10/11	10/11		

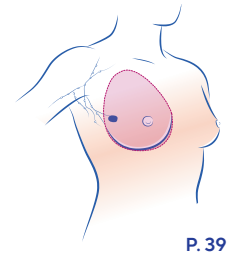
This SILIMA® size table is for orientation purposes only. To ensure the best possible fit, please always have different sizes and cup sizes of the breast forms – especially SILIMA® Soft & Light, SILIMA® Ultra light and SILIMA® Elite – to hand.

# SILIMA® BREAST FORM OVERVIEW

## Care after breast-conserving surgery



## Care after mastectomy



Complete volume compensation/  
full weight

## PREMIUM

### For volume compensation for uneven areas

For very low volume compensation/  
for nipple coverage

For medium volume compensation

Compensation for up to 2 cup sizes

Particularly for arm edemas or lymphedemas/also for extensive volume compensation

Pleasant air circulation



SILIMA® Xtra



SILIMA® Shell



SILIMA® Conform



SILIMA® Ultra light

### Complete volume compensation/ reduced weight

Relief and increased wearing comfort

2 in 1 concept, especially for arm and thoracic edema

Especially for large bust sizes

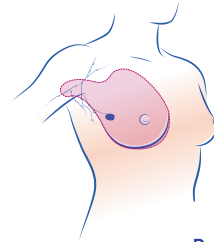


SILIMA® Direct



SILIMA® Elite

## Treatment after radically modified mastectomy



P. 41

Proven, natural standard care



**SILIMA<sup>®</sup> Classic symmetric**

Complete volume compensation/  
full weight

Proven, natural standard care,  
available in three cup sizes



**SILIMA<sup>®</sup> Classic asymmetric**

### Complete volume compensation/ reduced weight

Recommended particularly for arm edemas or lymphedemas/  
also for extensive volume compensation

Pleasant air circulation



**SILIMA<sup>®</sup> Ultra light**

For very sensitive scar tissue

Especially for pressure-sensitive skin



**SILIMA<sup>®</sup> Soft & Light super soft**

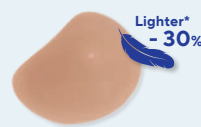
Especially soft and supple



**SILIMA<sup>®</sup> Soft & Light symmetric**

### Complete volume compensation/ reduced weight

Particularly soft, can be rotated 180°



**SILIMA<sup>®</sup> Soft & Light heart shape**

Particularly soft, available in 3 cup sizes



**SILIMA<sup>®</sup> Soft & Light asymmetric**

# SILIMA® BRA OVERVIEW

## POST-OPERATIVE PHASE / MEDICAL

Starting on page 14

### During and after treatment

For very sensitive skin



Sensitive Support

### After mastectomy

Treatment of tissue deficits

For large sizes



Elena

Initial care for optical compensation



Fiberfill

### After plastic breast surgery

Breast reconstruction/restoration with implants after all plastic surgeries

Even compression



Cara

Fixing and stabilising



Post-OP Belt

## DAILY

Starting on page 20

### Concealing all-rounders

With soft foam cup



Ella



Anna

### Seamlessly preformed

Classic design in cuddly jaquard garment



Lucille

## LACE

Starting on page 24

### Concealing and elegant

With breathable spacer cup



Sophie

With soft foam cup



Eve Lace

### With forming cup seam

2-part cup with lace, fully lined



Flora

### With forming cup seam

3-part cup



Lola

## SUPPORT

Starting on page 28

### 2-part cup

Optimal relief with a modern look



Balanced Support

Ideal for heavy busts, shoulder-arm syndrome and lymphedema



Galant bf



Galant ff

Following post-operative edema treatment with

Compression and mobilising



**Mobiderm® Intimate bra**

NAME		ITEM NO.	SIZES/CUPS
Sensitive Support	P. 18	T57 2501	75 - 105 A/B - C/D
Elena	P. 17	T57 2891	75 - 115 A - D
Fiberfill	P. 17	T66 2272	1 - 14, triangular shape, symmetric
Cara	P. 15	T57 2301	70 - 105 AA/A · 70 - 105 B/C · 70 - 100 D/E · Size extension for colour black 105 D/E and 110 - 120 AA/A, B/C
Post-OP Belt	P. 15	T57 2313	S/86 - 92 cm · M/92 - 98 cm · L/98 - 108 cm · XL/108 - 118 cm · XXL/118 - 128 cm
Mobiderm® Intimate - bra	P. 19	T57 1301	70 - 115 XS - XL · AA/A, B/C, D/E (UK 32-50)

**With forming cup seam**

2-part cup



**Diana**

NAME		ITEM NO.	SIZES/CUPS
Ella	P. 23	T57 5401	75 - 95 AA, D, 75 - 100 A - C
Anna*	P. 22	T57 4602	75 - 100 A - C, 75 - 95 D
Lucille	P. 21	T57 5801	75 - 100 A, 75 - 105 B, C, 80 - 100 D
Diana	P. 21	T57 2551	70 - 105 A - B, 75 - 105 C - D

NAME		ITEM NO.	SIZES/CUPS
Sophie	P. 27	T57 5201	75 - 100 AA, 70 - 100 A - B, 70 - 90 C, 75 - 90 D
Eve Lace	P. 25	T57 4801	75 - 100 A - C, 75 - 95 D
Flora	P. 26	T57 2082	70 - 95 AA - B, 70 - 95 C, 80 - 90 D
Lola	P. 26	T57 2583	75 - 105 A - C, 75 - 100 D, 75 - 95 E

NAME		ITEM NO.	Sizes/Cups
Balanced Support	P. 29	T57 1462	80 - 110 B - E, 80 - 105 F
Galant bf	P. 29	T57 1541	80 - 100 A, 75 - 115 B - D, 85 - 115 E
Galant ff	P. 29	T57 1551	80 - 100 A, 80 - 115 B - C, 85 - 115 D - E

\*Matching slip available.

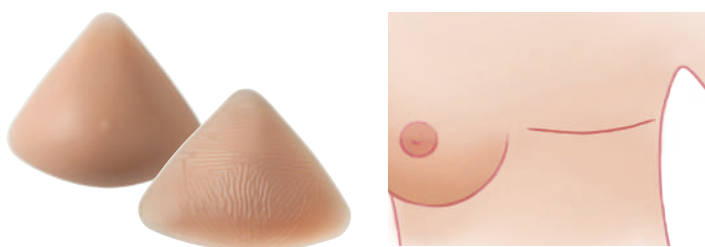
## SERENA

Serena comprises a variety of normal weight external silicone breast forms.

The soft and **skin-friendly materials** used for Serena have been selected to give **maximum comfort**: consistency, elasticity and movement are very similar to the natural properties of the breast.

Serena allows the women after mastectomy to recover their **natural comfort** with full confidence, and helps them to find their **everyday equilibrium**.

## SERENA TRIANGULAR



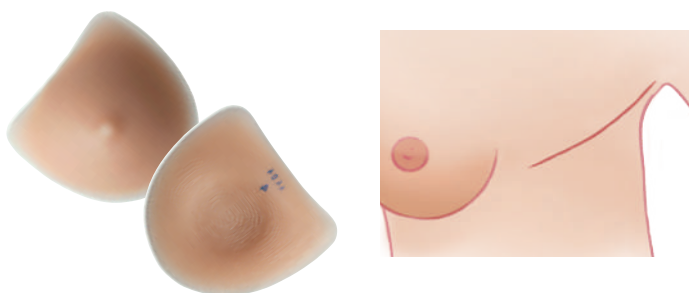
- Triangular shape, symmetric, anatomical form
- For patients with no tissue deficit in the underarm area or slim women with a slight tissue deficit only
- The form clings to the body well and without wrinkling and adjusts anatomically to the natural rounding of the ribcage.

**Art.-No.** 9201

**Sizes**

Cup 1-10

## SERENA HEART



- Heart shape, symmetric
- Slight lateral extensions – for patients with little or no tissue deficit in the underarm area
- Particularly suitable for larger sizes

**Art.-No.** 9341

**Sizes**

Cup 1-15

## SERENA OVAL



- Long oval shape, symmetric
- Available in 2 versions: round cavity (9301) or oval cavity (9311)
- Underarm extension to compensate for tissue deficits
- Versatile in use: can be turned upwards for very large deficits in the neckline area

**Art.-No.** 9301 - 9311

**Sizes**

Cup 1-13

## NATALIA



- Delicate embroidery, back fastening, two pockets
- Excellent support and maximum comfort, especially for women with a larger bust

**Art.-No.** T672001

**Sizes/Cups EUR (UK)**

Cup B - E, size 75 - 100 (34 - 44)

**Fabric**

84% polyamide

12% elastane

4% cotton

**Colours**

White, Beige



## VICTORIA



- Elegant lace bra, back fastening, with two pockets
- Firm support, even in larger sizes

**Art.-No.** T671001

**Sizes/Cups EUR (UK)**

Cup A - E, size 75 - 105 (34 - 46)

**Fabric**

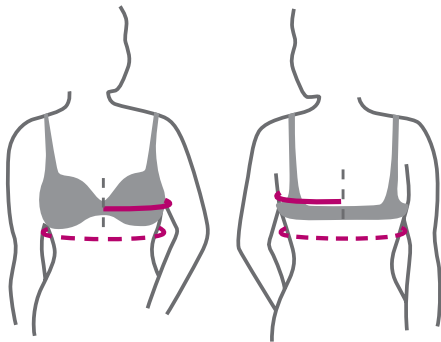
78% polyamide

18% elastane

4% cotton

**Colours**

White, Beige, Black



— Bust measurement

- - - Underbust circumference

Underbust measurement (in cm)	Int. bra size	68-72	73-77	78-82	83-87	88-92	93-97	98-102	103-107	108-112	113-117	
		Serena Size	Serena Size	Serena Size	Serena Size	Serena Size	Serena Size	Serena Size	Serena Size	Serena Size	Serena Size	
Cup		70	75	80	85	90	95	100	105	110	115	
AA	Top bust measurement (in cm)	80-82	1 85-87	2 90-92	3 95-97	4 100-102	5 105-107	6 110-112	7 115-117	8 120-122	9 125-127	10
A		82-84	2 87-89	3 92-94	4 97-99	5 102-104	6 107-109	7 112-114	8 117-119	9 122-124	10 127-129	11
B		84-86	3 89-91	4 94-96	5 99-101	6 104-106	7 109-111	8 114-116	9 119-121	10 124-126	11 129-131	12
C		86-88	4 91-93	5 96-98	6 101-103	7 106-108	8 111-113	9 116-118	10 121-123	11 126-128	12 131-133	13
D		88-90	5 93-95	6 98-100	7 103-105	8 108-110	9 113-115	10 118-120	11 123-125	12 128-130	13 133-135	14
E		90-92	6 95-97	7 100-102	8 105-107	9 110-112	10 115-117	11 120-122	12 125-127	13 130-132	14 135-137	15

# WINGS FOR YOUR HEALTH

## Thuasne Deutschland GmbH

Thuasne Deutschland GmbH  
Sydney Garden 9 D-30539 Hannover  
Tel.: +49 511 20 119-0 Fax: +49 511 20 119-177  
info@thuasne.de · www.thuasne.de

International  
Tel.: +49 5139 988-204 · Fax: +49 5139 988-178  
export@thuasne.de

THUASNE FRANCE, Head Office  
120 rue Marius AUFAN · CS 10032  
92309 Levallois-Perret Cedex · France  
Tel.: +33 14105 9292 · Fax: +33 14105 8991  
sales.export@thuasne.fr

THUASNE UK  
Unit 4 Orchard Business Centre, North Farm Road  
Tunbridge Wells, Kent TN2 3XF  
Tel.: +44 1892 481620 · Fax: +44 1892 481609  
orders@thuasne.co.uk · www.thuasne.co.uk

We reserve the right to modify our products as shown and described in this catalogue, without previous notice.  
Non-contractual photographs.

Availability of these products might vary from a given country or region to another, as a result of specific local regulatory approval or clearance requirements for sale in such country or region.

All the medical devices mentioned in this document are Class I Medical Devices, CE marked according to the European Regulation 2017/745 on medical devices. Read the instruction leaflet carefully for full list of indications, contraindications, precautions, side effects, application instructions, care...

Photos: Vojislav Nikolic, Christian Wyrwa, Studio Caterin



TM13610BDGE25