



VIEW FINISHES



CAD MODELS



ASSEMBLY AND WARRANTY



Back Office Commerciale / Sales Back Office

Italia	0434 1979 102	ordini@horm.it		https://wa.me/3904341979102
World	+39 0434 1979 101	orders@horm.it		https://wa.me/3904341979101

IT – Struttura e gambe in metallo crudo. Sottilissimo top in ceramica grigia antiraffio e antimacchia CP0037, dello spessore di 3mm.

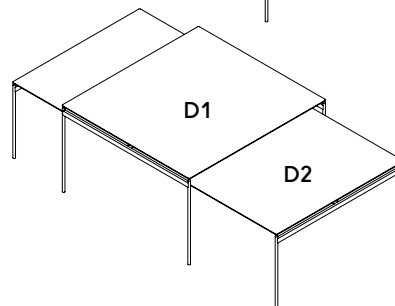
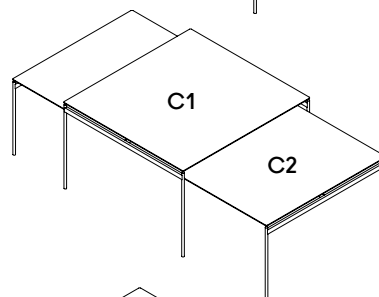
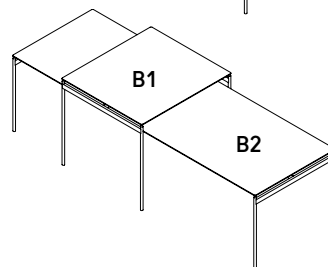
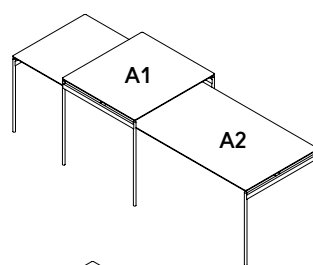
EN – Structure and legs in crude metal. Slim top in scratch-and-stain-resistant grey ceramic CP0037, 3mm thick.

FR – Structure et pieds en métal cru. Plateau ultrafin en céramique gris, anti-rayures et anti-tache CP0037, de 3 mm d'épaisseur.

DE – Struktur und Beine aus Rohmetall. Dünne Platte aus kratzfester und schmutzabweisender Keramik CP0037, Stärke 3 mm.

ES – Estructura y patas de metal crudo. Parte superior muy delgada de cerámica gris resistente al rayado y a las manchas CP0037, con un espesor de 3 mm.

A1 [39x43 H 40] TORII	TO43CG
A2 [125x39 H 35] TORII	TO125CG
B1 [43x48 H 40] TORII	TO48CG
B2 [130x43 H 35] TORII	TO130CG
C1 [64x68 H 40] TORII	TO68CG
C2 [136x64 H 35] TORII	TO136CG
D1 [68x73 H 40] TORII	TO73CG
D2 [141x68 H 35] TORII	TO141CG



A1
cm 39 x 43 x 40H
15.3" x 16.9" x 15.7"H

A2
cm 125 x 39 x 35H
49.2" x 15.3" x 13.7"H

B1
cm 43 x 48 x 40H
16.9" x 18.8" x 15.7"H

B2
cm 130 x 43 x 35H
51.1" x 16.9" x 13.7"H

C1
cm 64 x 68 x 40H
25.1" x 26.7" x 15.7"H

C2
cm 136 x 64 x 35H
53.5" x 25.1" x 13.7"H

D1
cm 68 x 73 x 40H
26.7" x 28.7" x 15.7"H

D2
cm 141 x 68 x 35H
55.5" x 26.7" x 13.7"H