



# FEBRUARY LABOR MARKET REVIEW

## **Table of Contents:**


Page 2 - Board of Directors

Page 4 - Highlights of the Labor Force

Page 5 - Unemployment Claimants

Page 7 - Employment by Sectors

Page 18 – W.E. at Work



**BOARD OF DIRECTORS**  
**WORKFORCE SOLUTIONS BORDERPLEX**

**BOARD CHAIR**

**Frank Spencer III, *Private Sector***

**VICE CHAIR**

**Bobby Blanco, *Private Sector***

**Dr. Armando Aguirre, *Public Education***

**Robert Alcala, *Vocational Rehabilitation***

**Satish Bhaskar, *Public Assistance***

**Joseph Biernacki, *Private Sector***

**Ruben Chavez, *Private Sector***

**Chrystal Davis, *Community-Based Organization***

**Dan Dunlap, *Private Sector***

**Ernestina Fauntleroy, *Private Sector***

**Eduardo Garcia, *Economic  
Development***

**Art Garza, *Private Sector***

**Bob Gear, *Public Employment***

**Christina Gonzalez, *Private Sector***

**Leonard Goodman III, *Private Sector***

**Randall Kinzie, *Private Sector***

**Ruby Maldonado, *Private Sector***

**Mary Jo Ochoa-Hernandez, *Literacy Council***

**Adam Pacheco, *Community-Based Organization***

**Emma Schwartz, *Private Sector***

**Mica Short, *Community-Based Organization***

**Ruben Torres, *Private Sector***

**Adam Valdez, *Organized Labor***



## BOARD OF DIRECTORS WORKFORCE SOLUTIONS BORDERPLEX



*To our members,*

We are pleased to present the Labor Market Review that examines how the workforce area performed during February 2024. We are incorporating unemployment insurance claimant data to provide perspective on the ongoing pandemic effect.

The information presented in this newsletter was gathered from federal and state sources and pertains to the El Paso MSA, the Workforce Solutions Borderplex region, and the City of El Paso.

We look forward to performing to your highest standards in communicating pertinent information regarding the workforce as it relates to our objectives at WSB.

If there is additional information that you would like to see presented here, please send your comments and suggestions to:

[bianca.cervantes@borderplexjobs.com](mailto:bianca.cervantes@borderplexjobs.com)



**WORKFORCE**  
SOLUTIONS BORDERPLEX





# HIGHLIGHTS OF THE LABOR FORCE FEBRUARY 2024

WORKFORCE SOLUTIONS BORDERPLEX



## THE BORDERPLEX REGION

- THE LABOR FORCE INCREASED BY **3,164** FROM THE PREVIOUS MONTH
- THE NUMBER OF EMPLOYED INDIVIDUALS INCREASED BY **1,599** FROM THE PREVIOUS MONTH
- THE NUMBER OF UNEMPLOYED INDIVIDUALS INCREASED BY **1,565** FROM THE PREVIOUS MONTH

## EL PASO, TX MSA

- EL PASO, TX MSA UNEMPLOYMENT WAS AT **4.8%** WITH A TOTAL OF **18,667** UNEMPLOYED INDIVIDUALS
- EL PASO, TX MSA ADDED **7,900** NONFARM JOBS SINCE FEBRUARY 2023
- EL PASO, TX MSA ADDED **1,600** NONFARM JOBS FROM THE PREVIOUS MONTH

## RURAL COUNTIES (BREWSTER, CULBERSON, JEFF DAVIS, HUDSPETH, AND PRESIDIO COUNTIES)

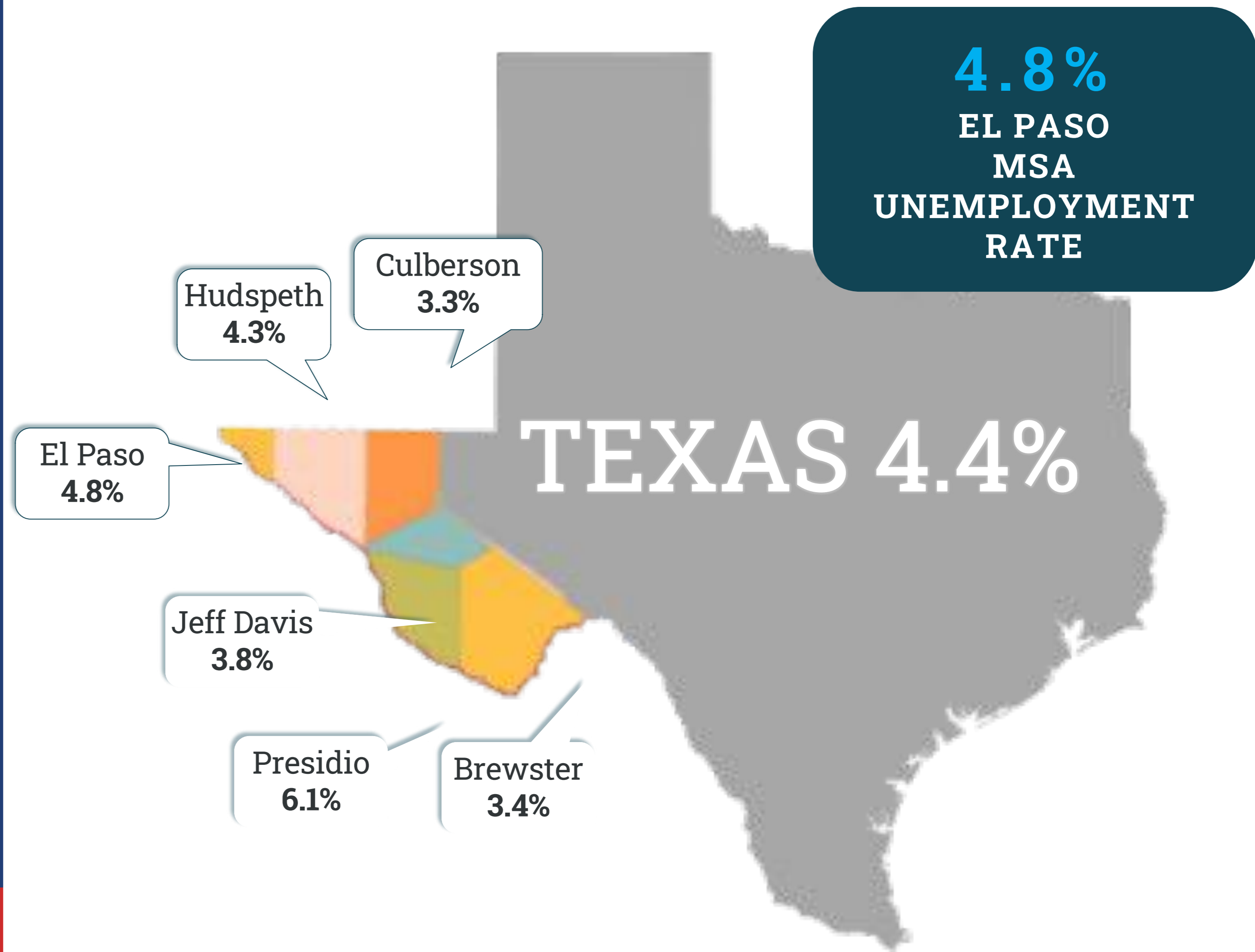
- THE LABOR FORCE INCREASED BY **221** FROM THE PREVIOUS MONTH
- THE NUMBER OF EMPLOYED INDIVIDUALS INCREASED BY **191** FROM THE PREVIOUS MONTH
- THE NUMBER OF UNEMPLOYED INDIVIDUALS INCREASED BY **30** FROM THE PREVIOUS MONTH

# NOTEWORTHY IN FEBRUARY 2024 *Non-Seasonally Adjusted*

## WORKFORCE SOLUTIONS BORDERPLEX

		February 2024				January 2024				February 2023			
		Labor Force	Employment	Unemployment	Rate	Labor Force	Employment	Unemployment	Rate	Labor Force	Employment	Unemployment	Rate
Texas	State	15,295,668	14,629,593	666,075	4.4	15,140,281	14,521,734	618,547	4.1	15,011,661	14,357,352	654,309	4.4
El Paso	MSA	387,026	368,359	18,667	4.8	384,030	366,904	17,126	4.5	379,417	360,799	18,618	4.9
Borderplex	WDA	396,907	377,817	19,090	4.8	393,743	376,218	17,525	4.5	389,067	370,006	19,061	4.9
Brewster	County	4,551	4,396	155	3.4	4,481	4,328	153	3.4	4,317	4,153	164	3.8
Culberson	County	1,288	1,245	43	3.3	1,280	1,243	37	2.9	1,233	1,190	43	3.5
El Paso	County	385,076	366,493	18,583	4.8	382,133	365,085	17,048	4.5	377,490	358,961	18,529	4.9
Hudspeth	County	1,950	1,866	84	4.3	1,897	1,819	78	4.1	1,927	1,838	89	4.6
Jeff Davis	County	998	960	38	3.8	946	913	33	3.5	1,057	1,019	38	3.6
Presidio	County	3,044	2,857	187	6.1	3,006	2,830	176	5.9	3,043	2,845	198	6.5
El Paso	City	320,567	305,807	14,760	4.6	318,197	304,632	13,565	4.3	314,369	299,522	14,847	4.7
Socorro	City	16,081	15,220	861	5.4	15,970	15,161	809	5.1	15,722	14,907	815	5.2

# NOTEWORTHY IN FEBRUARY 2024



**4.8%**  
EL PASO  
MSA  
UNEMPLOYMENT  
RATE

El Paso  
4.8%

Hudspeth  
4.3%

Culberson  
3.3%

Jeff Davis  
3.8%

Presidio  
6.1%

Brewster  
3.4%

TEXAS 4.4%

The three Super Sectors with the greatest employment for the El Paso MSA in February 2024 were:

1. Trade, Transportation, and Utilities
2. Government
3. Private Education and Health Services

These three Super Sectors represented **58%** of the total nonfarm employment.

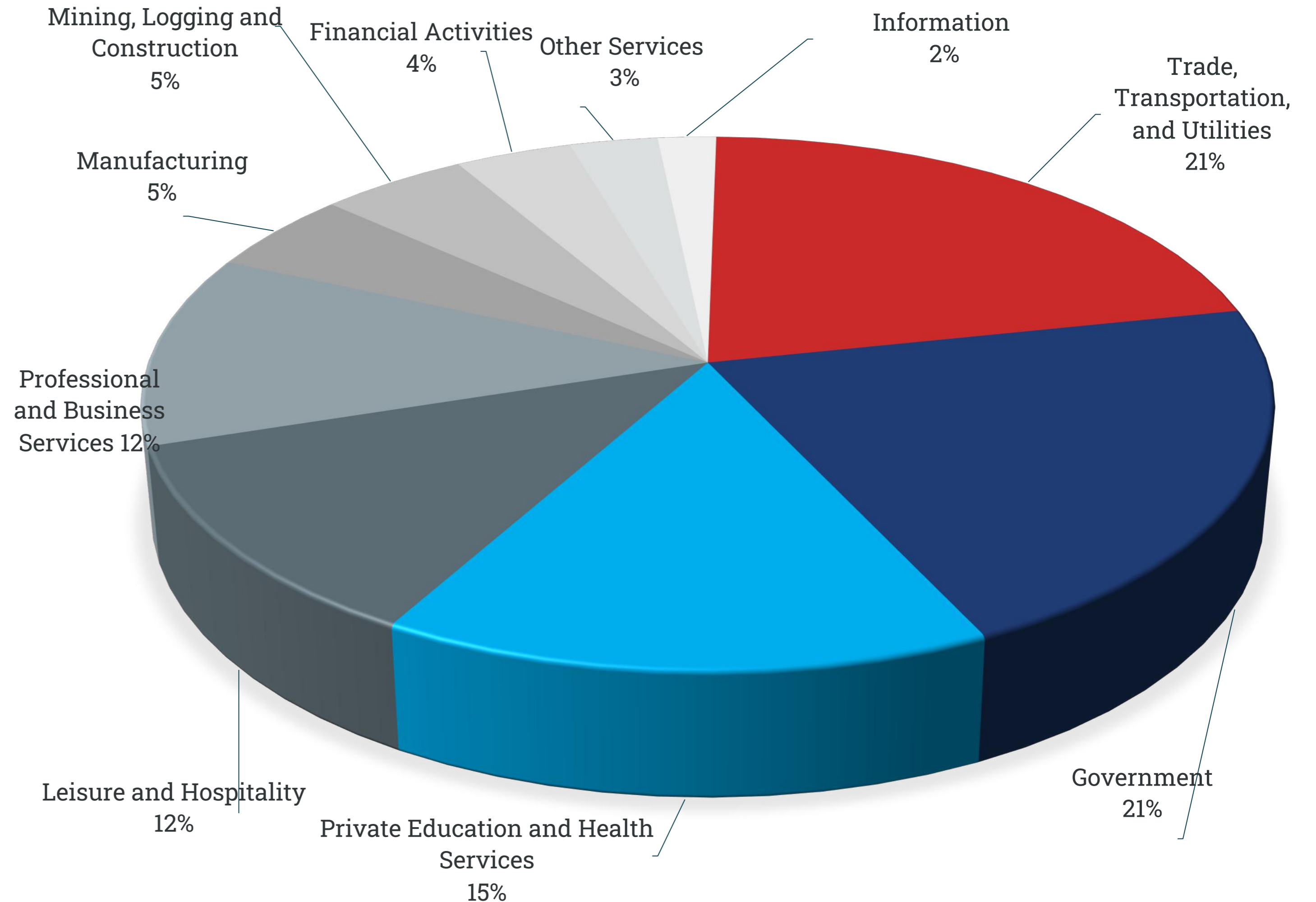
The three Super Sectors with the least employment for the El Paso MSA in February 2024 were:

1. Financial Activities
2. Other Services
3. Information

These three Super Sectors represented **9%** of the total nonfarm employment.

## WHERE DO WE WORK?

### WORKFORCE SOLUTIONS BORDERPLEX

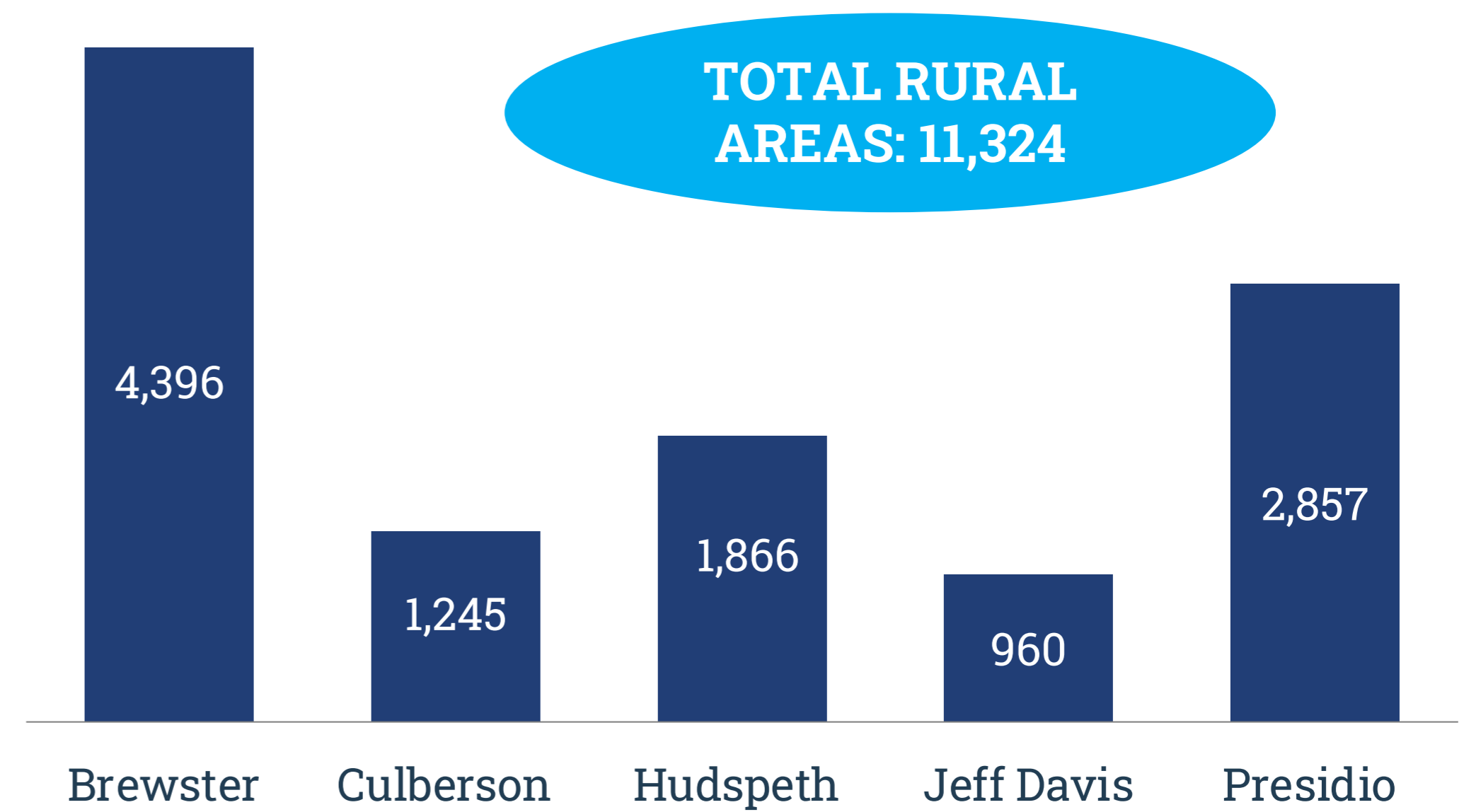
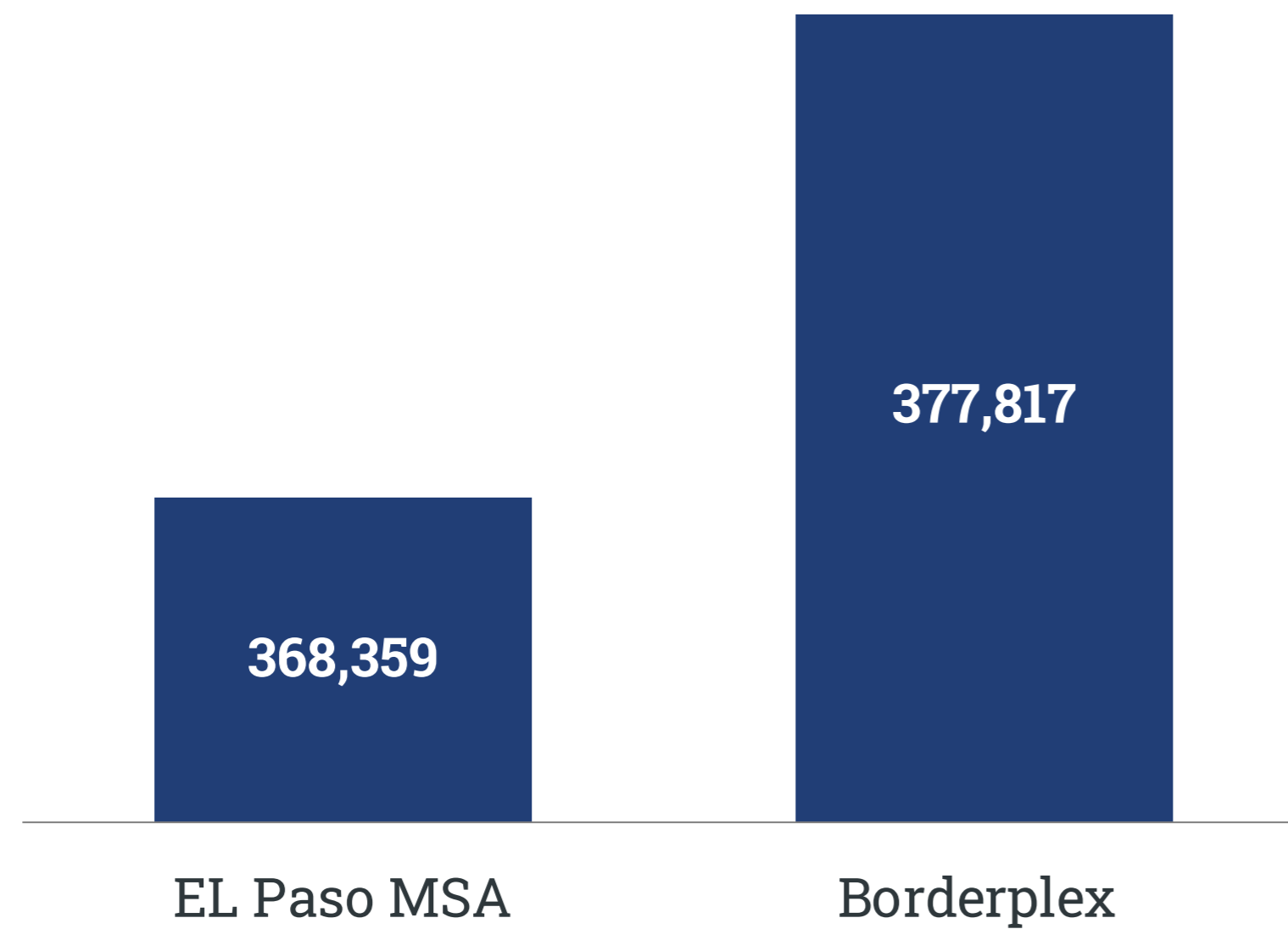




# WHERE DO WE WORK?

WORKFORCE SOLUTIONS BORDERPLEX

## EMPLOYMENT in February 2024

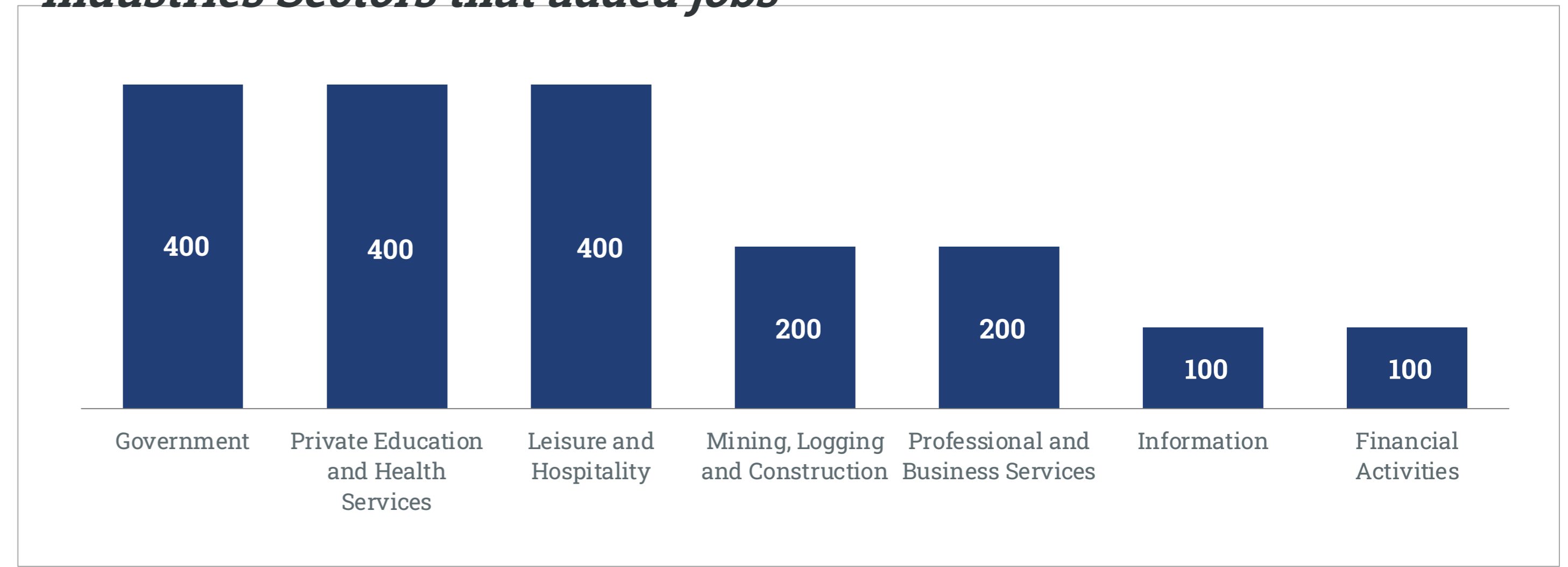




# WHERE DO WE WORK? *(Cont.)*

WORKFORCE SOLUTIONS BORDERPLEX

## Industries Sectors that added jobs



## Top 5 Job Postings in the El Paso, TX MSA – February 2024

Occupation	Vacancies	Median Hourly Earnings BLS 2022
First-Line Supervisors of Retail Sales Workers	677	\$ 17.50
Retail Salespersons	575	\$ 12.53
Registered Nurses	468	\$ 35.87
Fast Food and Counter Workers	320	\$ 10.07
Stockers and Order Fillers	307	\$ 14.54

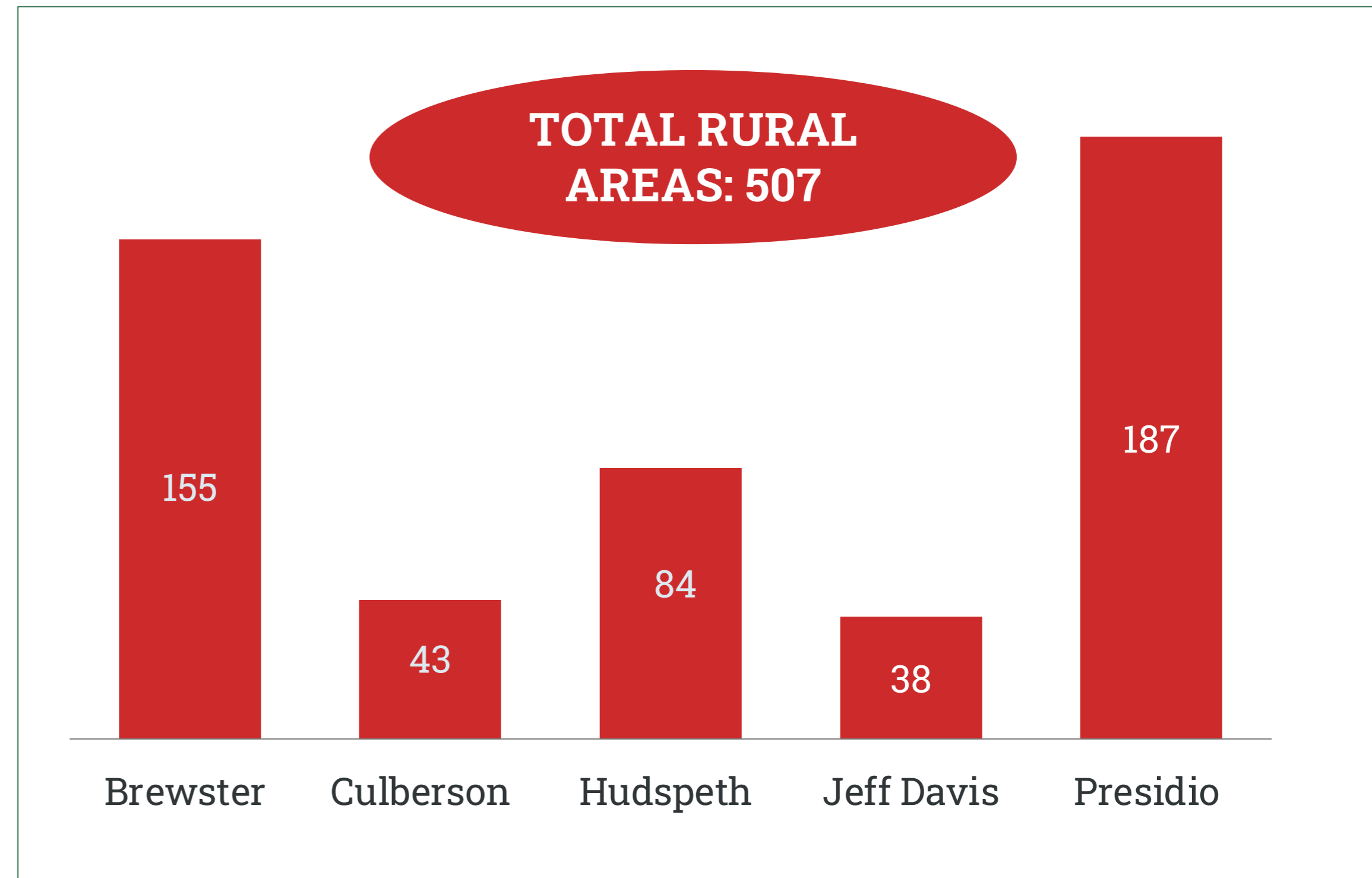
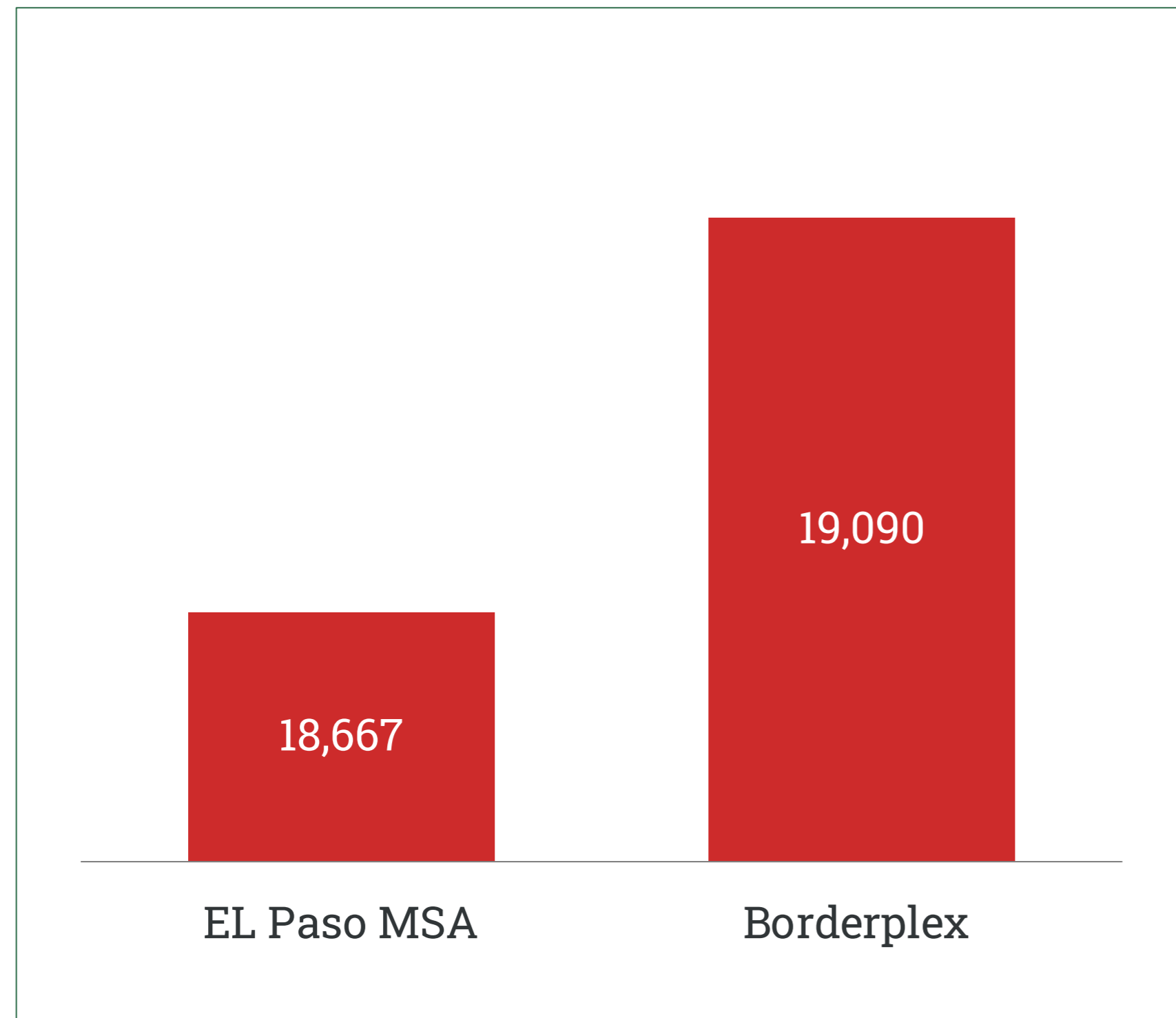
Job postings active during January 2024



# WHERE ARE WE LOSING JOBS?

WORKFORCE SOLUTIONS BORDERPLEX

## UNEMPLOYMENT in February 2024




# WHERE ARE WE LOSING JOBS? *(Cont.)*

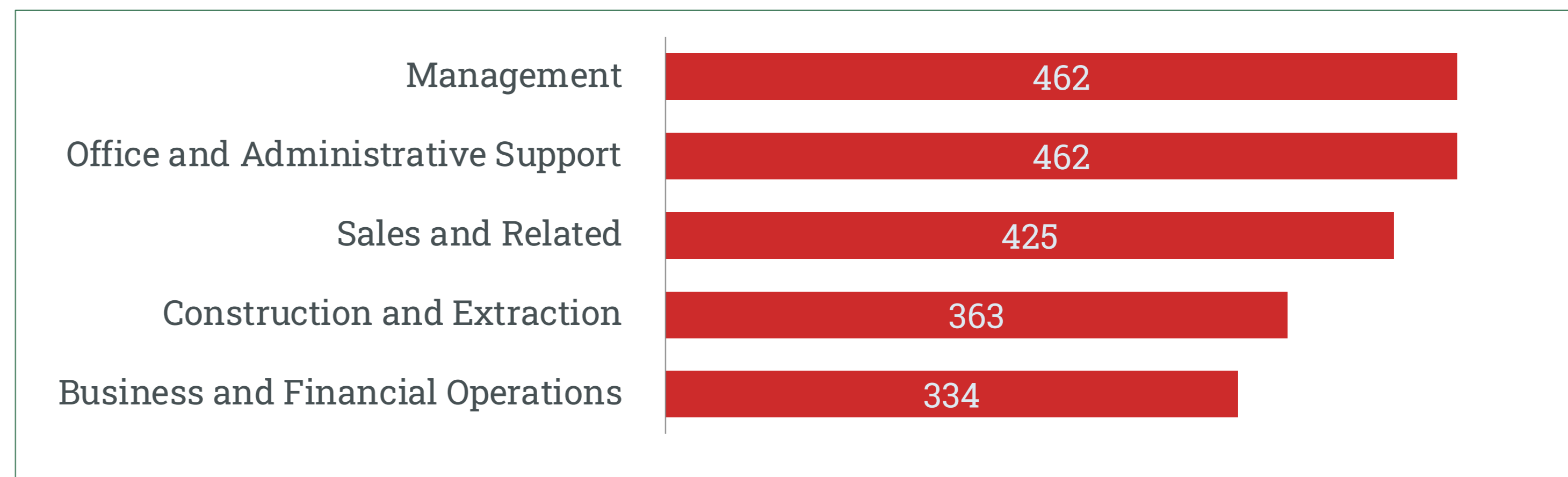
WORKFORCE SOLUTIONS BORDERPLEX



## Industries Sectors that lost jobs



## Top 5 Unemployment Claimants Occupations



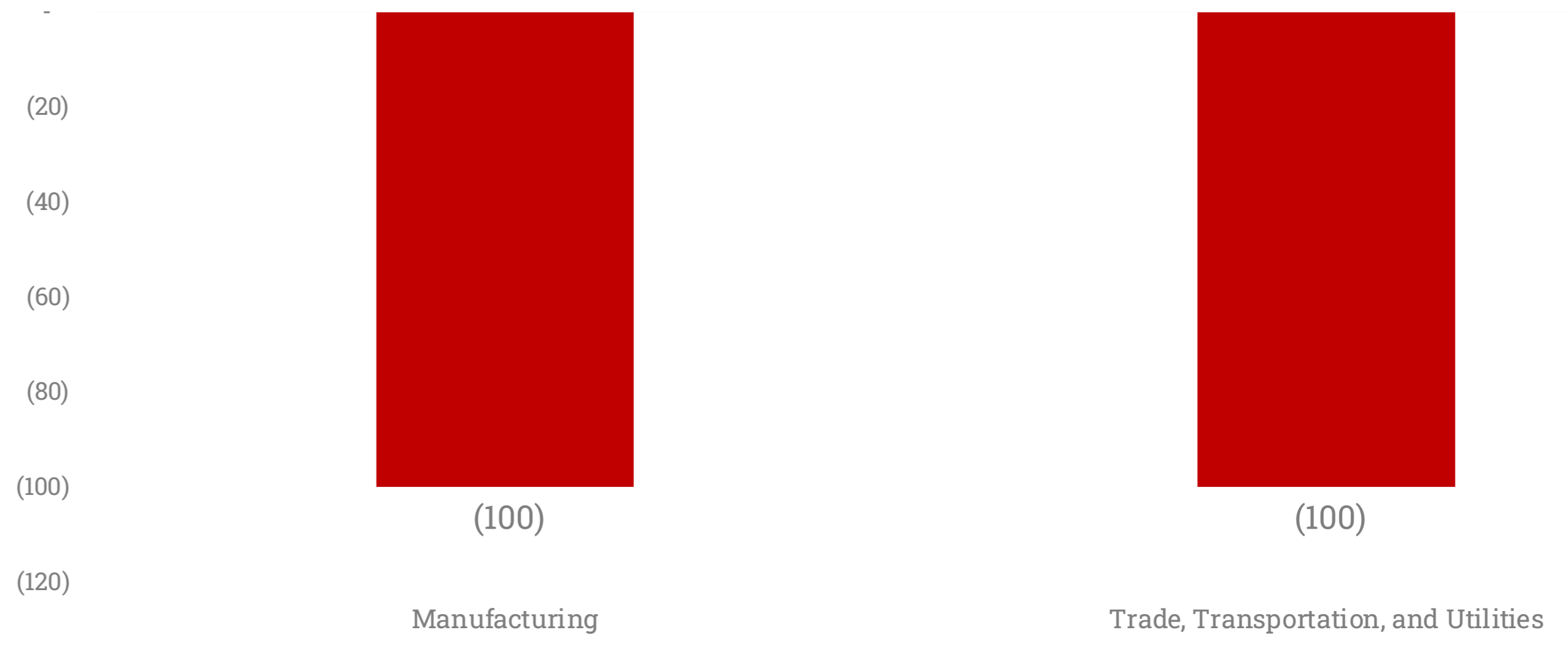
No occupation identified for 88 Active UI claimants

# WHERE ARE WE LOSING JOBS? *(Cont.)*

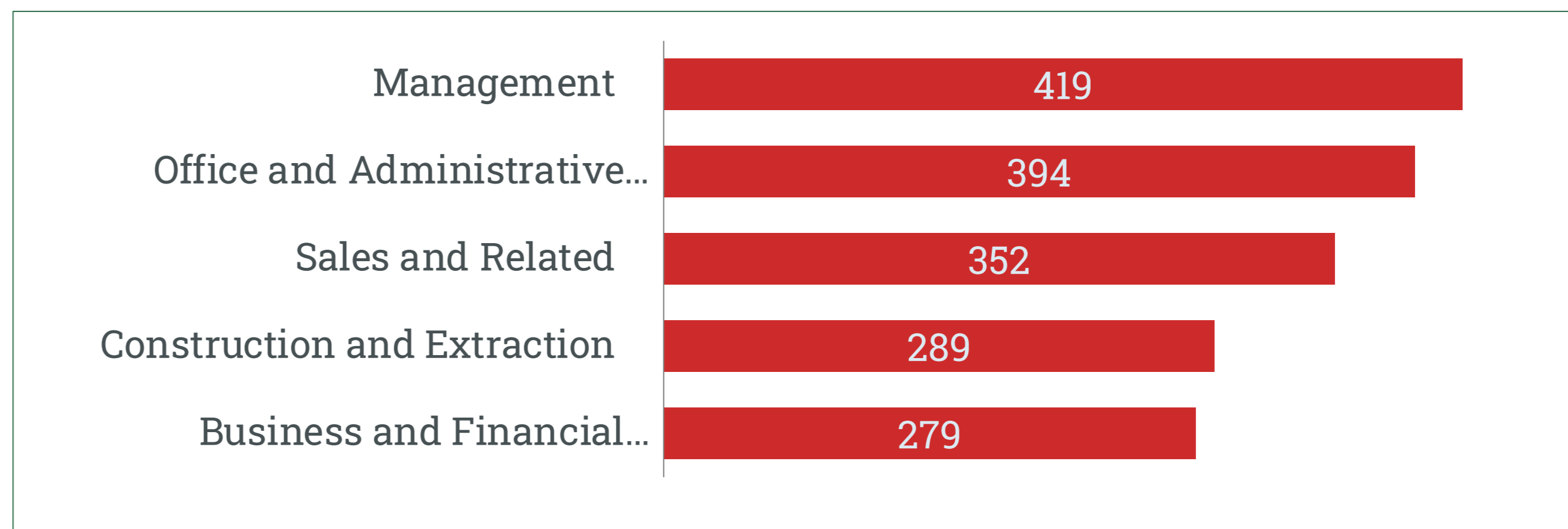
WORKFORCE SOLUTIONS BORDERPLEX



## Industries Sectors that lost jobs



## Top 5 Unemployment Claimants Occupations



No occupation identified for 62 Active UI claimants

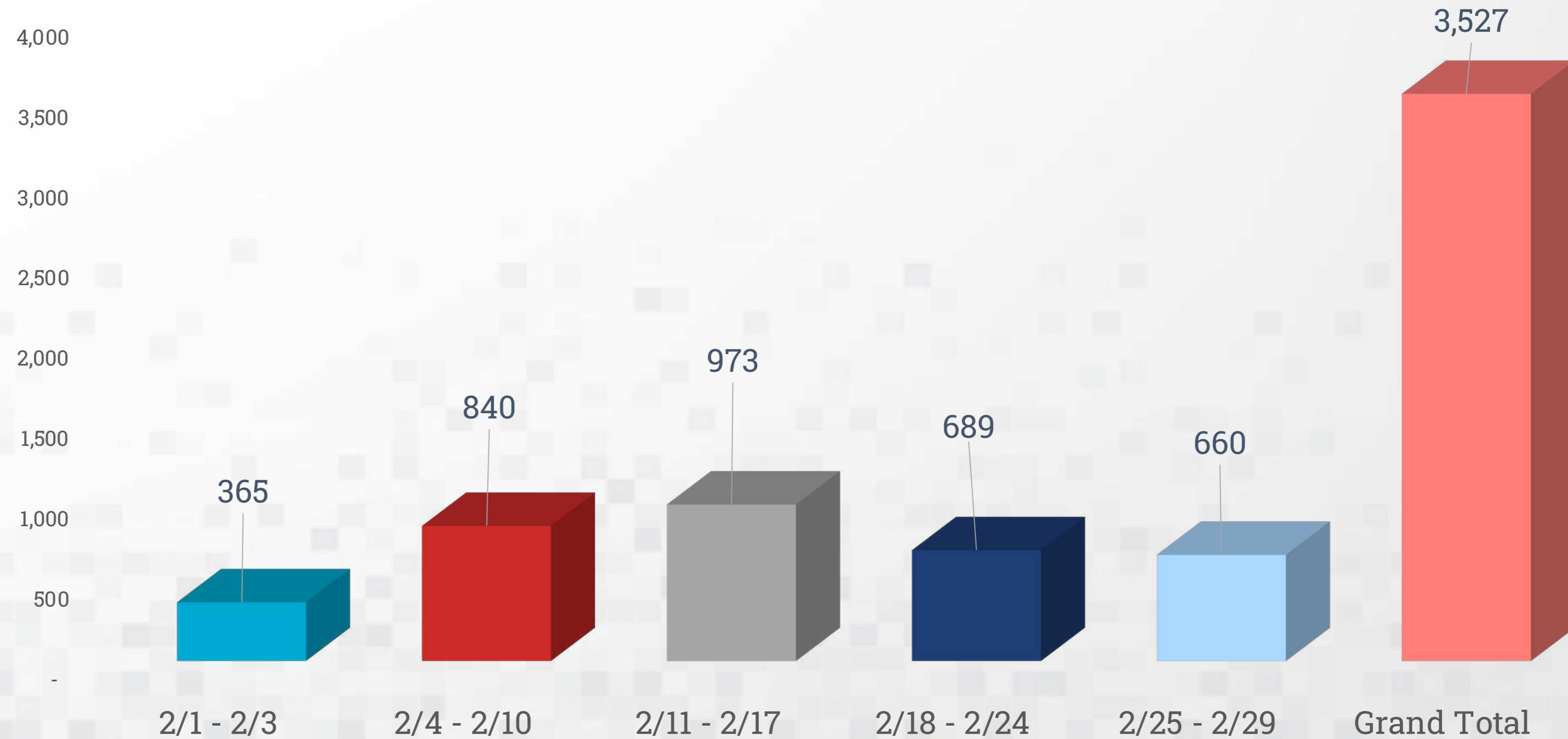


# ACTIVE UI CLAIMANTS BY WEEK BORDERPLEX REGION

2/1 to 2/29

This report reflects the **Borderplex Region**. Including these 6 counties:

- Brewster
- Culberson
- El Paso
- Hudspeth
- Jeff Davis
- Presidio



An Active Claimant is someone who meets any of these conditions:

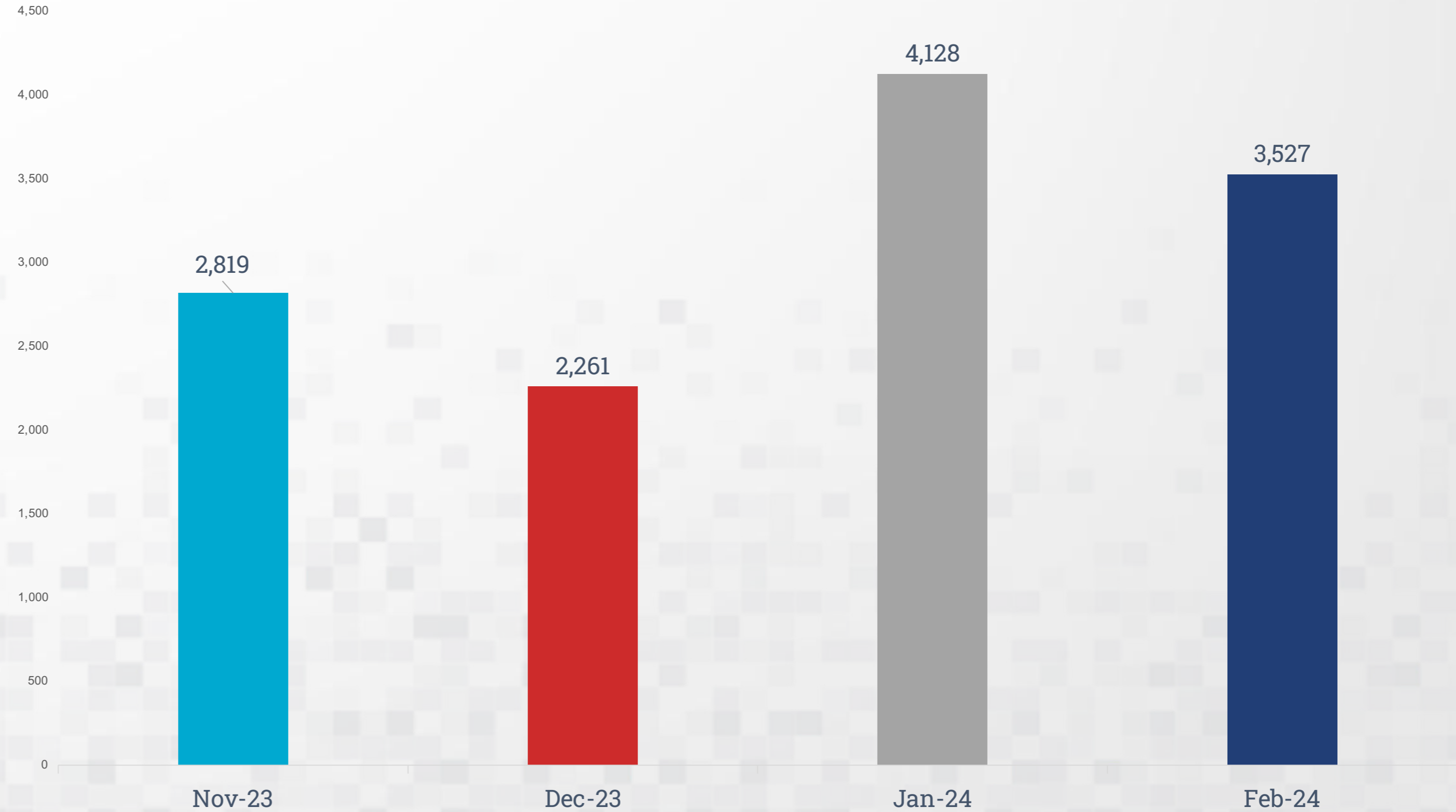
- Claimant had to have a payment within 21 days
- The most recent Claimant certified date is within 21 days
- The claim status date is within 28 days

Unemployment Insurance  
Claimant Data

This comparison report reflects the entire Borderplex region, including the following 6 counties:

- Brewster
- Culberson
- El Paso
- Hudspeth
- Jeff Davis
- Presidio

# UI CLAIMANTS BY MONTH

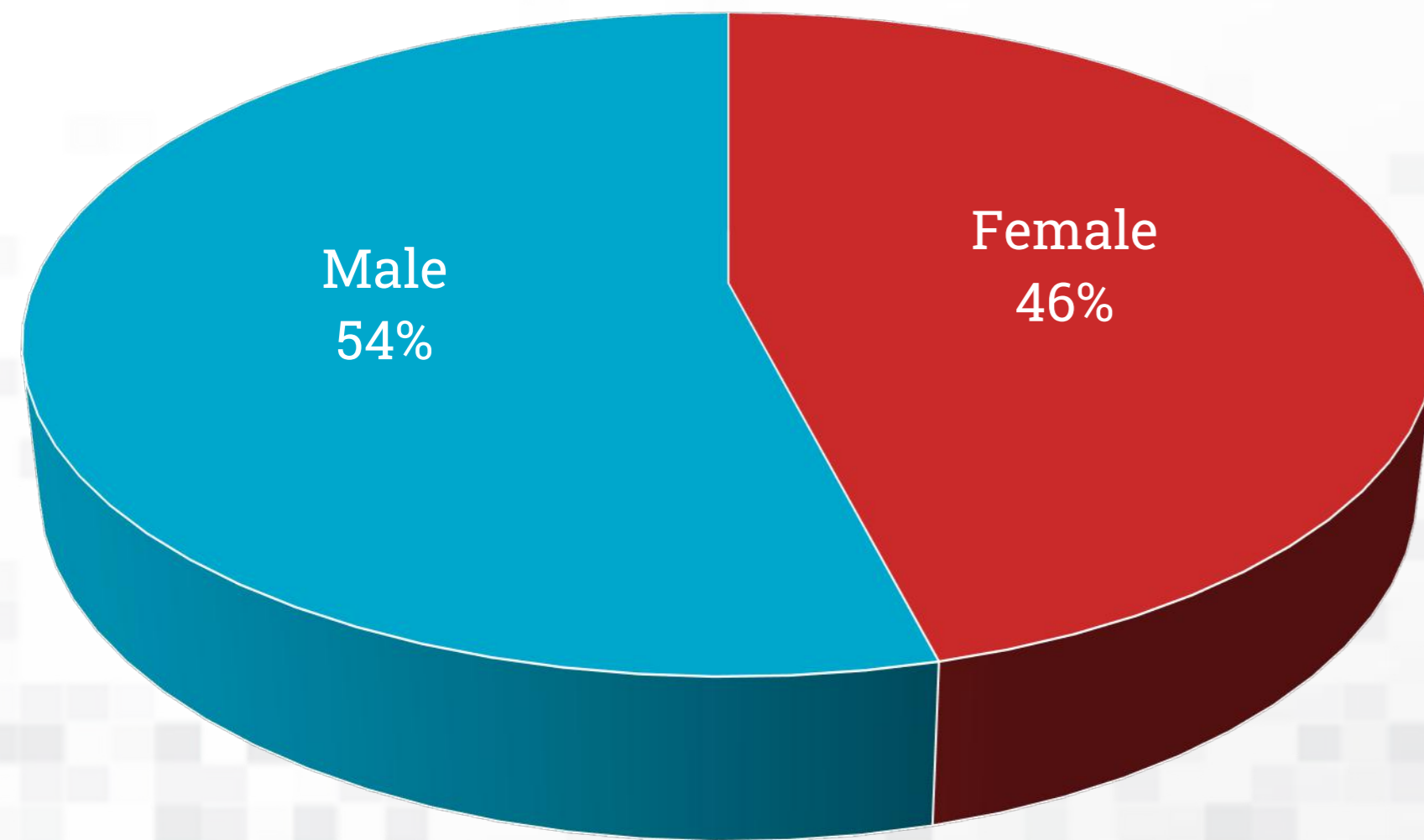




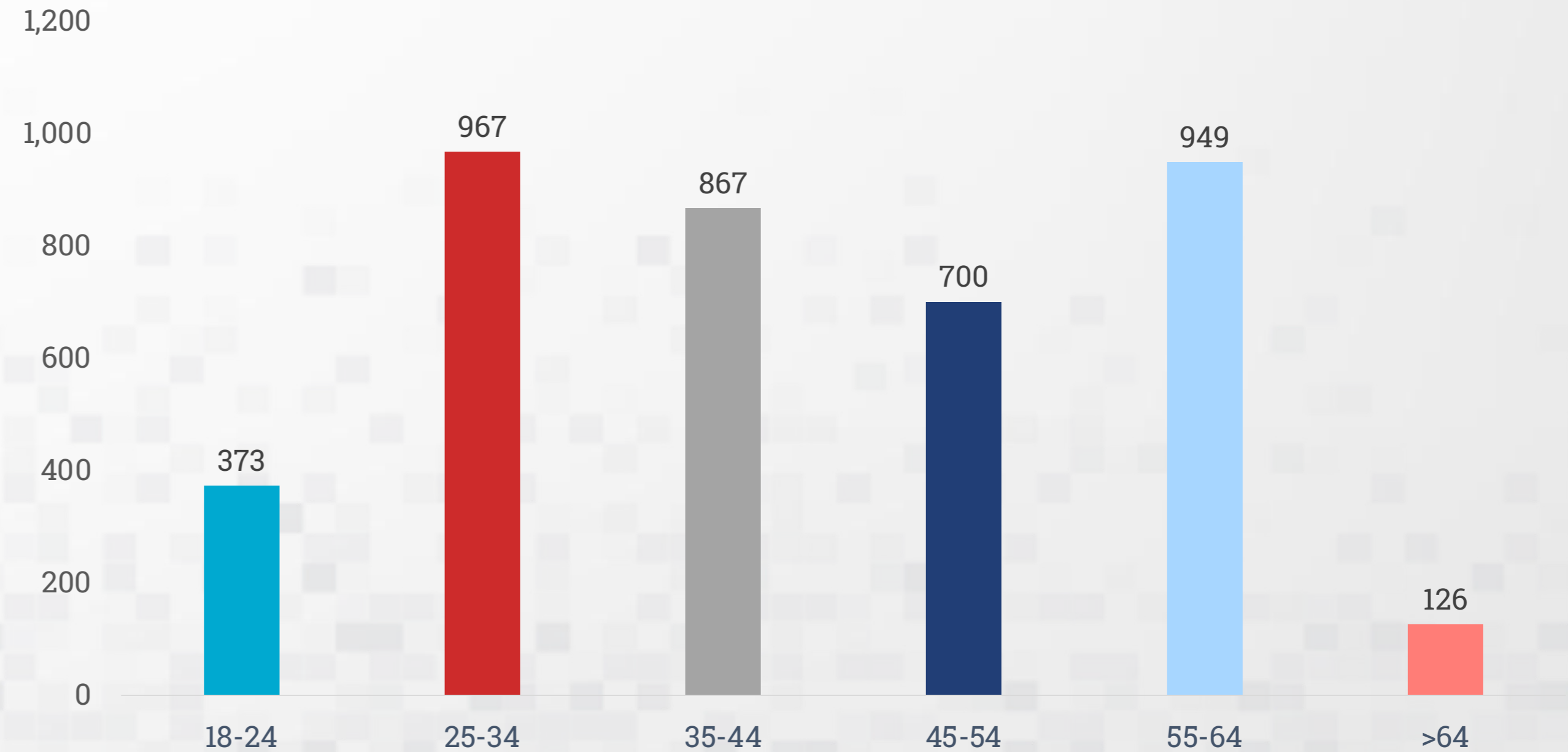
# ACTIVE UI CLAIMANTS BY WEEK BORDERPLEX REGION

2/1 to 2/29

**Gender**



**Age**

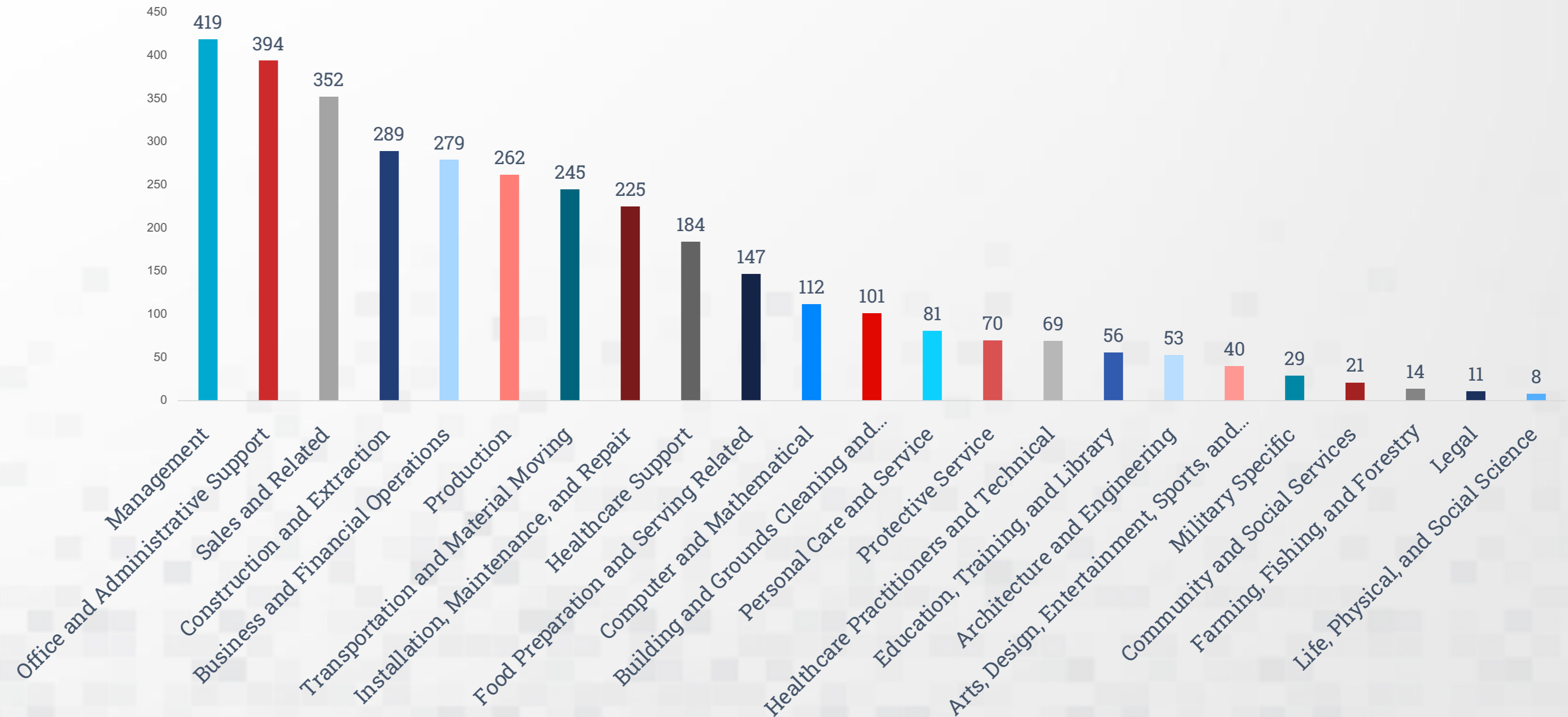
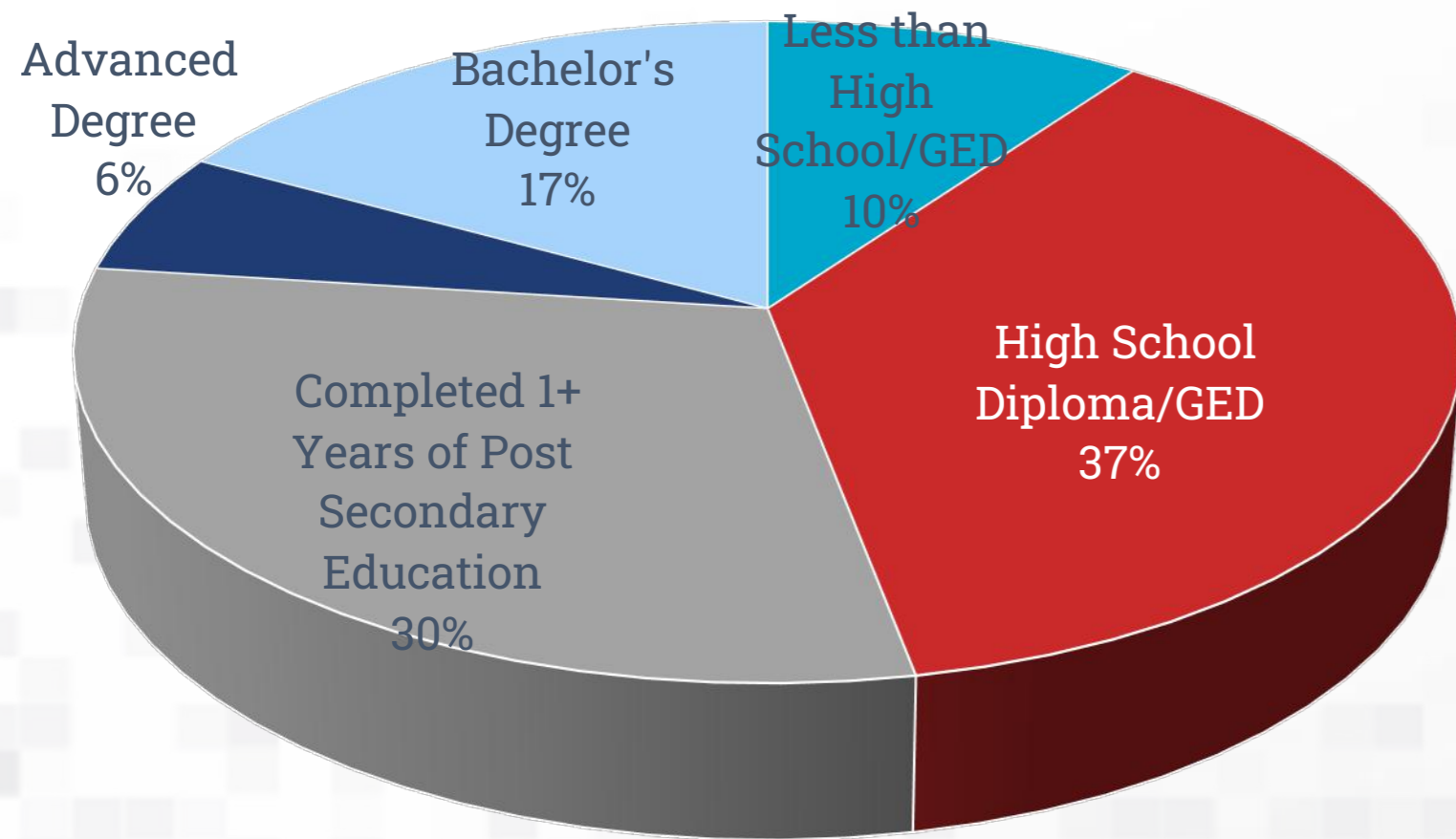


An Active Claimant is someone who meets any of these conditions:

- Claimant had to have a payment within 21 days
- The most recent Claimant certified date is within 21 days
- The claim status date is within 28 days

# ACTIVE UI CLAIMANTS BY WEEK BORDERPLEX REGION

2/1 to 2/29



No occupation identified for 62 Active UI claimants

An Active Claimant is someone who meets any of these conditions:

- Claimant had to have a payment within 21 days
- The most recent Claimant certified date is within 21 days
- The claim status date is within 28 days





WSB celebrates Women year-round by empowering them with resources, knowledge, and tools to re-enter or shift into careers on their own terms. Recently our HerForce attended the RISE Roundtable Luncheon. This panel is part of the **Chat with a Chief Program** hosted by the In Her Element Foundation. This unique experience gave girls and women the opportunity to meet one-on-one with C-suite executives to learn about women in leadership.



It's time to be fair! Wage transparency is key in creating equity. We encourage you to request our **wage comparison analysis!**







A proud partner of the  
americanjobcenter  
network

## **Sources**

Labor Market & Career Information, Texas Workforce Commission March 2024, JobsEQ February 2024, Bureau of Labor Statistics May 2022.

To access previous reports, please visit the Workforce Trends and Data section of our website:

<http://www.borderplexjobs.com/regional-statistics/workforce-trends-and-data>

Funded by all or in part of, the Department of Labor/ETA WIOA Formula Grants and Wagner-Peyser; the Department of Health and Human Services TANF and Childcare Development Fund; and the Food and Nutrition Service SNAP Employment & Training.”

Equal Opportunity Employer/Program. Auxiliary aids and services are available upon request to individuals with disabilities. Relay Texas: 711 (Voice) or 1-800-735-2989 (TTY).

Igualdad de oportunidades de Empleo/Programas. Equipo auxiliar y servicios de apoyo están disponibles para personas con discapacidad al ser requeridos. Relay Texas: 711 (Voz) o 1-800-735-2989 (TTY)