



SATELLIET®
hospitality furniture

LET'S MINGLE

Creating places to remember

COLLECTION 2025





GET READY TO MINGLE

Our hospitality world centres on participation, inclusivity, variety, and bringing people together in an inviting atmosphere. Collaboration and mutual support are key to creating environments where the experience of hospitality takes centre stage: Creating places to remember.

Let's Mingle is all about connection. Sometimes, combinations that seem mismatched at first end up working surprisingly well in practice! We love being inspiring and pushing beyond comfort zones, as that's precisely where the magic lies.

This catalogue - a translation of vision into projects and models, curated from a surprising mingling of people, materials, colours, and patterns - is designed to inspire you to create a hospitality concept that becomes a cherished place where people love to meet and make lasting memories.

LET'S MINGLE WITH...

- 7 Our Promise
- 9 Our Mission Hospitality
- 11 Our Collection Team
- 13 The Satelliet Originals designers
- 19 Our Showrooms

HOSPITALITY INTERIORS & TERRACES

- 33 Hospitality in..
- 35 Madam Amsterdam
- 37 The Local Club Gorinchem
- 39 Intratuin Zevenhuizen
- 41 Gemeente Roosendaal
- 43 Schouwburg Concertzaal Tilburg
- 45 Crowne Plaza , London Docklands
- 47 Ciao Belli Breda
- 49 Brasserie De IJsboetiek Kesteren
- 51 Our international projects

TAILOR MADE

- 15 Print fabrics
- 17 Co-creation
- 59 Seating
- 133 Benches
- 149 Tables

TRENDS

- 21 Retro Revival
- 23 Otherworldly
- 25 Personalised
- 27 Authenticity
- 29 Fluidity
- 31 Let's Mingle

PRODUCTS

- 53 STILL USABLE MATERIALS
- 57 CHAIRS
- 99 BARSTOOLS
- 115 LOUNGE & BENCHES
- 137 Smart & Creative solutions
- 147 TABLES
- 163 Table Tops
- 165 TERRACE
- 189 Table Tops
- INDEX
- 191 Abbreviations & icons
- 193 Sizes
- 199 Look & Feel Collection

CONTENT



OUR MISSION HOSPITALITY

Satelliet aims to be the most sustainable supplier of hospitality furniture in Europe by 2030.

FURNITURE AS A SERVICE

From the first moment until long after your project has been completed, we advise and support you.



TAILOR MADE PRINT FABRICS

Your design, your concept, perfected to the finest detail.

WE ARE HAPPY TO HELP YOU

Together with you, we create the most outstanding hospitality interiors.

SATELLIET ORIGINALS

A European furniture collection, with a distinct personality and signature style.



TS

OUR PROMISE

WE ARE HAPPY TO HELP YOU



EVA

Marketing

VALDEMARO

FeelGoodFood

JOHAN

Logistics

MARION

Hostess

KIMBERLY

Logistics



Scan the QR
code to discover
our corporate
movie.

Satelliet is here for everyone who believes in the positive effect of hospitality. Together with you, we create the most outstanding hospitality interiors. For us, this promise is built on the following pillars: 'premium quality, tailor-made, full service and sustainability'.

PREMIUM QUALITY

Offering premium quality - on all fronts - is of paramount importance to us. Our people, products and services therefore meet the high demands and requirements of entrepreneurs and their guests in the hospitality sector.

"TOGETHER WITH YOU,
WE CREATE THE MOST
OUTSTANDING HOSPITALITY
INTERIORS."



PELIJN

Finance



FLEUR

Order administration



SANDER

Project coordination

FULL SERVICE

With us, you are completely relieved. From the first moment until long after your project has been completed, we advise and support you.

TAILOR MADE

Every project is unique. Proper implementation of a concept into reality requires a wide range and flexibility. Model, material and colour must fit and feel like a made-to-measure suit, fully tailor-made to your wishes.

SUSTAINABILITY

Sustainability is our top priority. Our ambitions are very well known. We strive, wholeheartedly, confidently and inexcusably, to become the most sustainable hospitality supplier in Europe by the year 2030.

SUSTAINABILITY

OUR MISSION HOSPITALITY

Satelliet aims to be the most sustainable supplier of hospitality furniture in Europe by 2030. Floris Bosmans, in his role as Sustainability Manager, leads this ambitious journey, motivating and inspiring all stakeholders in the supply chain: 'With a strong intrinsic motivation, I work alongside my team on sustainability. Openness and transparency are key in this process.' Satelliet reports on environmental, social impact, and governance (ESG), following the European CSRD guidelines. Transparency is further enhanced through tools such as Life Cycle Analysis (LCA) and digital product passports. Roosmarijn Oostendorp, an LCA specialist, works intensively on impact analysis at the product level: 'For our furniture, I calculate the CO2 emissions from raw material to final product. This gives us insight into the lifecycle, helps us make more sustainable choices, and enables us to develop even better collections.'

Additionally, intern Rutger Bruijns is researching how to increase demand for sustainable products: 'We want to raise awareness among our clients about the impact furniture has on our environment and encourage them to choose sustainable options.' Satelliet believes in collaboration both within and outside the organisation. Together with clients, suppliers, and colleagues, initiatives such as SUM and lifecycle-extending activities focused on maintenance are being developed. This includes our furniture APK and offering a second life through collaboration with Euroseat. This contributes to a future where sustainable choices are the norm. Contact Floris for an inspiring conversation on how we can realise Mission Hospitality together. 'Creating places to remember – for generations to come.'



Scan the QR code for more information about our Mission Hospitality.



THE NEXT STEP FORWARD

Sustainability is at the heart of everything we do, and Life Cycle Assessment (LCA) plays a vital role in this. Through LCAs, we map the CO₂ emissions and overall impact of our products – from raw materials and production to transport, packaging, and end-of-life processing. To minimise emissions and impact, we opt for smart, more sustainable solutions. By promoting modular design, we make reuse and recycling simple while meeting sustainability standards, laws, and regulations. The Sparky chair is a great example. The LCA shows that the materials used are the largest source of CO₂ emissions. By extending the product's lifespan, we significantly reduce its impact – a critical step in our Mission Hospitality.

THE COLLECTION TEAM

SATELLIET'S MARKET INSIGHT EXPERTS

To create a unique identity and develop collections that reflect both trends and sustainability, Satelliet established its multidisciplinary Collection Team two decades ago. Known as Satelliet's 'market insight experts,' this team explores the market and translates trends and developments into concrete products.

'Our strength lies in diversity,' says Robin. 'I primarily assess feasibility. A design must be attractive but also practical, cost-effective, and marketable.' Chris adds, 'For every model, I ask: will this endure for years or is it a passing trend? We must remain objective and consider the full collection.' Maico continues, 'With the tools we provide for interior architects and designers, we contribute to realizing impactful concepts.' Attending international trade shows, analysing industry publications, and engaging with designers are essential steps in the process. Wendy highlights, 'Balancing functionality and aesthetics is essential. With every decision, I keep the end user in mind: how will this fit in a hotel, restaurant, or café?'

The Collection Team is aligned with Satelliet's mission to become the most sustainable supplier of hospitality furniture in Europe by 2030. With a keen focus on trends, a sustainable vision, and a multidisciplinary approach, the team builds a collection that meets the demands of today and tomorrow.



Scan the QR code for more information about our Collection Team.



“BALANCING
FUNCTIONALITY
AND AESTHETICS
IS ESSENTIAL.”



JESSE VISSER | ELISE LUTTIK

SATELLIET ORIGINALS

BE AN ORIGINAL.

Satelliet Originals is a European furniture collection for the hospitality industry, with a distinct personality and signature style. Each design by the Originals team is edgy, embodying boldness, courage, diversity, and individuality.



Scan the QR
code to get
inspired by
Satelliet
Originals.

**"EVERYONE'S UNIQUE
SIGNATURE IS SO CLEARLY
VISIBLE WITHIN THE BRAND."**

- ELISE LUTTIK

This versatile collection, under the unique Originals label, is crafted by a diverse team of both local and international designers. Designer Jesse Visser, speaking about his work on Arcadia, says, 'Satelliet has a fantastic product development department, ensuring that top-quality products are always created. As a designer, it's wonderful to work this way.' Beyond custom work and originality, it's the eye, hand, and heart of each designer that truly makes the difference. Designer Elise Luttik, known for

Chester, adds: 'Being part of the Satelliet Originals design collective inspires me in terms of sustainability and hospitality. Everyone's unique signature is so clearly visible within the brand. I feel a strong sense of teamwork when collaborating with Satelliet, which means a lot to me as an individual designer.' At its core, Satelliet Originals design is about character, emotion, and an unmistakable 'touch of hospitality'. Their brand ethos? Embrace who you are, unapologetically: Be an original.

MORE TAILOR MADE

- Co-creation p. 17
- Fabrics p. 27
- Seating p. 59
- Benches p. 133
- Tables p. 149



Scan the QR code for more information about tailor made print fabrics.



**"I'M DELIGHTED TO
ASSIST YOU IN BRINGING
YOUR UNIQUE FABRIC
PRINT TO LIFE."**

- NOORTJE, DESIGNER



TAILOR MADE

YOUR PERFECT PRINT FABRICS

Your concept deserves to shine throughout your organisation, down to the smallest detail. This not only adds a vital fun factor but also establishes a distinctive, recognisable identity. Bespoke printed fabrics are the perfect way to create a personalised interior. By designing your unique fabric, you can give chairs, sofas, poufs, or even walls and lamps a standout look and feel. Your identity, your custom fabric. Sounds complicated? Not at all! Collaborate with a graphic designer, explore [shutterstock.com](https://www.shutterstock.com), or sketch your own artistic pattern. Choose your colours with the help of universal RAL codes or a colour sample. Your design, your concept, perfected to the finest detail.

CO-CREATION

CREATIVE COLLABS

When designing ‘places to remember,’ we love to go the extra mile. This includes co-creating a unique piece of furniture – tailor-made for your concept. An item that tells your personal story. With our years of experience, creative flair, and direct collaboration with furniture manufacturers, we bring bespoke designs to life, from sketch to final product. Your vision becomes reality in a commercially strong and high-quality design that not only exceeds your expectations but also sets your hospitality concept apart. Together, we create something special – that is the power of co-creation.

FROM IDEA TO REALISATION



PHASE 1

Share your wish, design, or mood board with us.



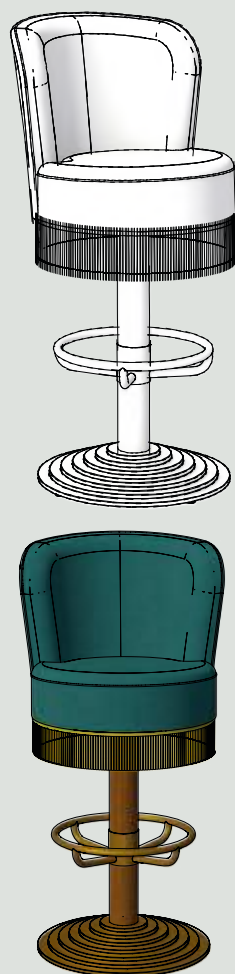
PHASE 2

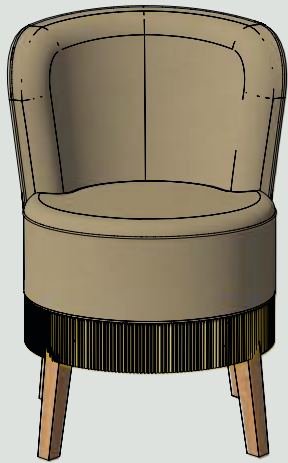
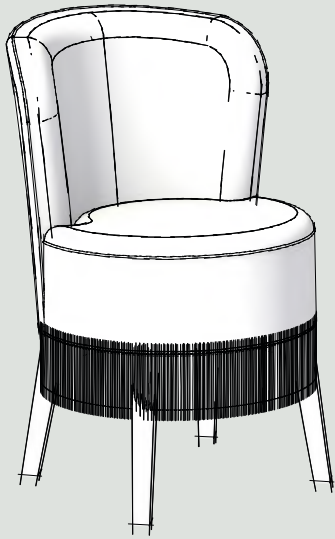
Satelliet visualises the idea; you can tweak and fine-tune it.



PHASE 3

Is the prototype approved? Then your unique item will be produced.





Scan the QR code for more information about co-creation.



BESPOKE COLLECTION

To ensure that interiors and furniture perfectly align with her distinctive concepts, Sippien Baarsma – co-owner of Ruby Rose, The Streetfood Club, Vegetalian, and Carmel Market – co-creates her unique designs. ‘The choices I make for furniture in terms of design and execution are solely based on the demands of the concept,’ Sippien explains. ‘The interior and concept must fit together seamlessly, like puzzle pieces. I will not compromise on that. By thinking creatively and offering solutions throughout the design and realisation process, Satelliet is a valuable partner for me.’

“TRANSLATING MY INSPIRATION INTO A TANGIBLE PRODUCT STRENGTHENS THE CONCEPT EVEN FURTHER.”

- SIPPIEN BAARMSMA

INSPIRATION

LET'S MINGLE IN OUR SHOWROOMS

In our inspiring Satelliet and Inspirium showrooms located in Amsterdam, Breda, and Dalfsen, experience and hospitality come together in an inviting setting. At these venues, you can explore our collection of hospitality furniture, connect with the Inspirium partners and disciplines within the collective, and enjoy full support from the beginning to the end of your project. The studio, equipped with samples and materials, serves as a creative workshop where you can refine and shape your ideas and concepts with the right tools and expertise at your fingertips. Feel, explore, and receive expert advice from our team. To help you achieve your hospitality ambitions, we also share our knowledge and experience through events and workshops. Beyond our online channels, you'll find inspiration, know-how, and innovations in the world of hospitality in our brochures and the biannual magazine PROEF!Hospitality.



INSPIRIUM EVENTS



INSPIRIUM AMSTERDAM



SATELLIET SHOWROOM DALFSEN



INSPIRIUM PODCAST

Scan the QR code to discover the Inspirium hospitality talks podcast.



SATELLIET OPEN DAGEN



INSPIRIUM BREDA



SATELLIET SHOWROOM BREDA



A TOUCH OF CHIC

RETRO REVIVAL

Thanks to its bold and whimsical mix of colours, shapes, and textures, the seventies never go out of style. This retro revival showcases its most elegant side: earthy brown tones meet contrasting hues in a colour-clashing adventure. Craftsmanship is celebrated and admired, blending retro vibes with a touch of chic.




NEW (S) PRIM



NEW LORY

THE SEVENTIES
NEVER GO OUT
OF STYLE



NEW  BALLET

BEYOND TIME AND SPACE

OTHERWORLDLY

Create an otherworldly, dreamlike atmosphere where design, structure, and mysticism come together. Shiny, raw materials such as polished steel and glass, combined with unique design, create a surreal effect. Bold, ethereal colours, iridescent materials, and metallics captivate guests, offering an escape from reality. Get ready for launch.

**AN ESCAPE
FROM REALITY**



NEW (S) **CAPSULE**



© BISCUIT



© BISCUIT



TAKE IT PERSONALLY

PERSONALISED

Because an interior should reflect your organisation's identity, we take things highly personal! Translate your story into your interiors and give guests a unique experience by designing your own patterns and designs. Vary colours and motifs and let your brand identity speak through furniture upholstery, wall coverings and decorative cushions. Be your own designer, take it personally. The Gerlin, designed by Studio Satelliet, the Biscuit by BURO NOW, and the Serpent by Studio Schrofer, shine in a design by artist Toshy.




© GERLIN



© SERPENT

**LET YOUR
BRAND IDENTITY
SPEAK**



HONEST CRAFTSMANSHIP

AUTHENTICITY

Authenticity brings craftsmanship to life. Natural, honest materials like wood, stone, and ceramics form the foundation, with imperfections adding a unique, handmade charm. Warm tones such as brown, terracotta, and sand create a timeless aesthetic. Authenticity embraces artistry, connection, and well-being, translating into interiors that exude tranquillity and character.




NEW (S) WALDORF



NEW AIKO

EXUDE
TRANQUILLITY
AND CHARACTER



INTERPLAY OF LINES

FLUIDITY

Fluidity brings movement and flexibility to interiors with modular furniture and multifunctional spaces. Organic shapes and soft lines create a welcoming, fluid look. Fresh pastel colours like blue, mint green, and vanilla yellow, combined with materials such as glass, steel, and velvet, create a playful, modern atmosphere. Fluidity reflects diversity and change. Go with the flow.

CREATE A
PLAYFUL MODERN
ATMOSPHERE



NEW



GIROLA





STRENGTHEN THE TIES

LET'S MINGLE

Take guest experience to the next level with an inviting and dynamic terrace filled with warm colours, stylish materials, and soft shapes. Let's Mingle encourages guests to come together, share experiences, and connect. Long tables, comfortable sofas, and communal seating areas foster strong social dynamics and a cosy, welcoming atmosphere. Let's Mingle strengthens the bonds.

**CREATE A
PLAYFUL MODERN
ATMOSPHERE**



NEW **(S)** **TAPE**

LEISURE



SEE MORE ON PAGE 45

RETAIL



SEE MORE ON PAGE 41



Scan the QR code for more inspiring hospitality interiors.

INSPIRATION

HOSPITALITY IN...

In more and more industries and markets, hospitality plays an important role. The scope for meeting and connecting, in an atmosphere that rises above pure functionality, is constantly growing. We are experts in hospitality within hotel, restaurant, café, retail, leisure, office, education, maritime and care & cure and this catalogue has an important role to play in terms of inspiration. It is not just about our products, it is also about ingenious projects that are a result of inventive collaborations.


EDUCATION





OFFICE

SEE MORE ON PAGE 43



HOTEL

📍 VAN DER VALK HOTEL GORINCHEM ✂ MOBA DESIGN



RESTAURANT

SEE MORE ON PAGE 39



CARE & CURE

📍 HERBERG BOSCHOORD LAGE VUURSCHIE ✂ STUDIO SANA 📷 BASTIAAN VAN DIJK



MARITIME

📍 MS MAXIMA ✂ MDESIGNS 📷 NICKO CRUISES



Scan the QR
code to get
inspired by
Madam.



RESTAURANT

ENERGETIC CLUB VIBE

Asian vibes, lounge beats, and a breathtaking 360-degree view over Amsterdam: Madam, a sky bar and restaurant, offers a sensory mix of entertainment, culinary delights, and an energetic club vibe. Interior stylist Marissa Gemmeken has infused a feminine touch, with warm red-pink tones and soft, eye-catching fabrics. The restaurant boasts a bold, contemporary style with an Asian twist. The Rodar barstools and chairs unify the space, while their varied, tactile upholstery adds a playful and unique touch.

“THE RESTAURANT BOASTS A BOLD, CONTEMPORARY STYLE WITH AN ASIAN TWIST.”

RESTAURANT

URBAN LUXURY



Scan the QR
code to get
inspired by
The Local Club.



On the vibrant Langendijk, one of the oldest streets in Gorinchem, you'll find hotspot The Local Club. The interior, crafted by design agency Horeca Sfeermakers, is daring, out-of-the-box, and full of wow-factor. Cosy spots await at both the front and back, with circular seating in the centre and intimate corners for a quieter get-together. The atmosphere is warm, thanks to a mix of styles and textures, combining Roaring Twenties and Art Nouveau vibes, topped off with bold brass accents.



RETAIL

DYNAMIC INTERPLAY

Motivated by the brief 'we want extreme', Izabela Cwiklinska, owner of Studio Iska, has transformed the Proeftuin at Intratuin Zevenhuizen into a welcoming space for people from all walks of life. The setting exudes the vibe of a trendy restaurant, seamlessly connecting two disciplines: dining and shopping. The hospitality area creates a strong synergy between the restaurant and the store. Through unique designs across various zones and the integration of supplier collections available for purchase in the shop, a dynamic interplay has been achieved between retail and hospitality - not just in product range and presentation, but also in atmosphere and overall experience.





Scan the QR
code to get
inspired by
Intratuin.





OFFICE

SUCCESS MACHINE

In Roosendaal's success machine – designed by Illse Withagen – you can proudly showcase your achievements. There's no need for modesty here; the Success Machine encourages everyone to share their accomplishments. Step onto the stage, next to the neon-lit peacock, and revel in the spotlight. This is the perfect space for colleagues to inspire and motivate one another, connect, brainstorm, and envision the next big step. With Modular and Tempo furnishings, this unique place sparks fresh ideas and celebrates success.

“ THIS IS THE PERFECT SPACE TO INSPIRE ONE ANOTHER, BRAINSTORM, AND ENVISION THE NEXT BIG STEP. ”

LEISURE

INVITING SOCIAL HUBS

The Stadscafé Benée and the inspiring Stadsfoyer Boove – designed by Nicole van Beers – serve as the inviting social hubs of Schouwburg Concertzaal Tilburg. Both spaces provide a welcoming spot for lunch, work, study, or a drink, catering to theatre and concert visitors, students, and shoppers alike. Stadscafé Benée's cosy atmosphere blends effortlessly with the historic building through an exciting mix of furniture, fabrics, and materials. Stadsfoyer Boove offers 80 work and study spaces, with spacious sofas creating snug, homey work nooks.





HOTEL

LUXURIOUS ATMOSPHERE

The interior style reflects a perfect balance between modernity and comfort. The hotel combines a sleek and contemporary design with warm, inviting accents. Neutral tones such as cognac grey, and beige are enhanced by stylish metallic finishes and subtle pops of colour, like blue and green, creating a fresh and luxurious atmosphere. Open spaces and large windows allow for plenty of natural light, while high-quality materials like wood, glass, and leather contribute to a sense of elegance. The interior is perfectly tailored to both business travelers and tourists, offering a stylish and functional design that provides tranquility and sophistication.



📍 CROWNE PLAZA , LONDON DOCKLANDS

✍️ BELL & SWIFT IN COOPERATION WITH RBH HOSPITALITY



TERRACE

LA DOLCE VITA





The terrace of Ciao Belli on Breda's Grote Markt exudes a warm Italian allure that instantly invites you to take a seat. Here, amidst bespoke seating with red hues, cane detailing, and playful stripes in the upholstery, la dolce vita comes to life. The harmonious colour palette perfectly complements the striking Twine chairs. The terrace's symmetrical design highlights the entrance, complete with an inviting runner that draws you in. Maurits Leeftang of Horeca Sfeermakersexplains: 'The terrace should spark curiosity and act as an extension of the experience inside.' Combining functionality with style, the Ciao Belli terrace has become a true hotspot.



TERRACE

YEAR ROUND INVITING

The style of Brasserie De IJsboetiek is a warm Mediterranean blend with rustic charm, designed by Corine Roodbeen of Event & Stijl. The indoor wow-factor is now extended to the terrace, with a mix of furnishings that combine cosiness with luxury and comfort. The L-shaped terrace is divided into distinct zones: guests enjoy ice cream on spacious Sigma benches, groups relax in the hedge-enclosed sunken seating area, while in the garden by the conservatory, you can sit comfortably in bohemian Twine chairs amidst the trees. This varied seating landscape creates a cosy and inviting outdoor space.





INTERNATIONAL

PUSHING BOUNDARIES

Growth and collaboration are central to our organisation, as Creating places to remember is something we are passionate about achieving beyond our own borders. With valued partnerships in the UK, Belgium, Luxembourg, Germany, Estonia, Finland, Switzerland, Sweden, and Norway, we provide strong European coverage that we are eager to expand further. Together with our international partners, we push the boundaries of hospitality, creating memorable projects that bring people together.



📍 IL TOCCO, LUXEMBOURG
📷 VINCENT REMY

UNITED KINGDOM



📍 CROWNE PLAZA, LONDON DOCKLANDS

✍️ BELL & SWIFT IN COOPERATION WITH RBH HOSPITALITY

50 - INTERIOR



📍 MOXY HAMBURG ALTONA, HAMBURG

📷 CATHRINE STUKHARD



SWITZERLAND

📍 MARCHÉ-DEITINGEN SÜD, DEITINGEN



GERMANY



NORWAY

📍 TOLLBUA, TRONDHEIM 🍴 SJ DESIGN 📷 MARIANNE LIND

SUSTAINABILITY

NEW VALUE FOR USED MATERIALS

SUM - Still Usable Materials - is one of the initiatives within our Mission Hospitality programme, where innovative techniques are used to create furniture from depreciated and repurposed materials. In doing so, we give these materials new value and develop a sustainable collection. To ensure the quality of our SUM products, we collaborate with specialised companies and exclusively use premium recycled materials.



still usable materials



SPARKY

With Sparky, you take an innovative step towards a more sustainable future. This ergonomic model - designed by Frans Schrofer for Satelliet Originals - boasts a bold, distinctive design that remains perfectly balanced from every angle. It's not just a straightforward graphic translation but a sculptural expression of vision.

■ More items on page 70, 105





PRESS AC



PRESS HS



PRESS

Innovative techniques make it possible to transform PET bottles into usable fibres. During the production process, pressing techniques compress the felt into a single solid mass while retaining its fibrous texture on the surface. This process has been used to create our Press chair. The shell of this archetypal chair feels like standard upholstery yet is largely made from recycled PET bottles.

■ More items on page 70, 105



PRESS SC | PRESS AC



SERPENT AC

SERPENT | MANADO

The stylish, contemporary Serpent – designed by Studio Schrofer – and Manado – crafted by Studio Satelliet – are standout pieces in the Originals collection and form part of the SUM selection. Their striking, organic lines lend these models a mysterious allure. The combined use of recycled aluminium, rattan, and cane makes Serpent and Manado sustainable choices.

■ More items on page 74, 75, 106



MANADO SC



SERPENT AC






CURRENT

The Current – a reference to the flow of the sea – is the first product family within Satelliet made entirely from recycled materials. The frames of the different designs in the series, which vary in backrest heights and patterns, are crafted from recycled aluminium. The woven back is made from recycled plastic. A sustainable, optical illusion that is also highly comfortable.

■ More items on page 71



MAGNUS

With this table, crafted from circular terrazzo and a solid oak tabletop, Studio Satelliet presents a statement piece for your interior. Whether hosting a meeting, dining, or delivering a presentation, the Magnus table guarantees a memorable experience and success. The trendy, robust mammoth legs, made from a blend of cement and recycled glass, give the table its distinctive character.

■ See page 158





CODE SC

NEW



CODE HS



CODE


The frame of the vibrant Code chair is made from recycled aluminium, while the seat and backrest are crafted from post-consumer waste. How? Recycled aluminium is used to extrude tubes, forming the frame. The seat and backrest are made from recycled plastic, which is colour-sorted and remelted, creating the signature base colour with cheerful speckles. Now it is also available in a trendy ivory shade.

■ More items on page 71, 107, 169

REVERSO

Our ongoing search for sustainable materials has led to Reverso. An innovative material suitable for tabletops, available in two finishes: Citrino and Coloretti. These are terrazzo with a twist, made from plastic sourced from Dutch refrigerators. The surfaces are highly stain-resistant – after all, it's plastic – and can be customised in any size and shape.

■ See page 162



REVERSO



MORE SUM MATERIALS

Discover more about our sustainable collection:

- **TIPI** p. 159, 184
- **MIKADO** p. 159
- **PLUS** p. 161, 188
- **SPECKLE BOARD** p. 162, 189
- **ECOPLEX DESKTOP** p. 162
- **STRATOS** p. 182
- **RIVER** p. 183

CHAIRS

A chair is never just a piece of furniture; it's a welcoming statement that reflects who you are and offers guests a comfortable place where they'll love to gather. Every project calls for a different chair. Take the bold Lory, for example, it's a nod to the seventies yet fits effortlessly into both retro and modern settings. Experiment with materials and fabrics to give each chair its own unique identity.

NEW LORY AC





TAILOR MADE SEATING

Our hospitality furniture collection came about by translating current interior trends, listening to the market, and through intensive collaboration with various talented product designers. This way we have been developing high-quality products for many years, products that can be applied to a variety of hospitality projects. As every product is unique and your wishes need to be translated into furniture, we gladly consult with you to fully adapt our products to your concept on the basis of our tailor made promise. This requires a broad range and flexibility when it comes to execution, model, material, and colour. The possibilities are endless.


**THE
POSSIBILITIES
ARE ENDLESS**





COLOURS

From pastel to primary, the variety of colours is endless



ARMRESTS

Open and light without or comfortable or practical with armrest



Oak



Walnut



Bakelite


MATERIALS

Plenty of choice in fabrics, wood and (recycled) aluminium or plastic



FAMILY

Choose a high bar model, a low model or size in between



Scan the QR code for more information about tailor made seating.



GERLIN SC (S)



GERLIN SC (S)



GERLIN AC (S)



GERLIN LAC (S)

DESIGNERS

STUDIO SATELLIET

The creative design team of Studio Satelliet is formed by Wessel Storms, Chris Montijn-Spiering and Gijs van Essen. Jointly, an ironclad mix of experience, ambition and passion for interior and product design.

GERLIN

Gerlin is a crowd-pleaser that can be placed anywhere to add comfort and flair to a space. With conical, compact legs and subtly curved seat and back elements provides a solid foundation for the Gerlin, a design by Studio Satelliet.



GERLIN AC (S)



GERLIN HS (S)



GERLIN SC STCK (S)



GERLIN SC STCK (S)



GERLIN MESH SC

(S)



GERLIN MESH HS

(S)



GERLIN MESH AC

(S)



GERLIN PLYWOOD SC

(S)



GERLIN PLYWOOD HS

(S)



GERLIN PLYWOOD AC

(S)





GERLIN B

(S)



GERLIN HB

(S)



ARVEL PLYWOOD

FRIENDLY & INVITING

The friendly Arvel greets you with a smile and invites you to relax. She's round and gentle in nature. Her slender frame, available in various RAL colours, combined with an upholstered seat and back in fabric or stylish walnut-veneered plywood, makes Arvel a true hero in your design and interior concept. Arvel easily adapts to its surroundings, taking on a unique look and feel with each choice of upholstery. Yet, no matter the concept, its approachable character always shines through.



ARVEL PLYWOOD SC



ARVEL SC



ARVEL PLYWOOD SC




METRO SC



JODY SC



JODY HS



DESIGNER

FRANS SCHROFER


Studio Schrofer is known for its recognisable world of shapes and has won various prestigious international design awards for innovation, technology and sustainability. The 'hands-on design' approach of Frans Schrofer guarantees ergonomically comfortable creations with strong visual appeal.



ORBIT

This is perfectly exemplified by the Orbit chair. The boundary between the frame and the shell blurs as the seat and backrest appear to float. Personalise your own Orbit by matching the upholstery with the frame in your favourite RAL colour. This makes Orbit 'exactly like nothing else'.









NIBOR

NEW

LIGHT & BREEZY

Comfort takes centre stage with the charming Nibor, a strikingly stylish new chair from the Satelliet Originals collection that brings a light and breezy vibe to any space. With its luxurious look, it enriches any hospitality setting and invites guests to enjoy meaningful conversations over a lovely coffee, linger after meals, or sip cocktails endlessly. Mix and match colours and upholstery to create the perfect atmosphere that aligns seamlessly with your concept.

DESIGN BY STUDIO SATELLIET





LUCA AC



LUCA AC



LUCA SC



LUCA SC



LUCA

SUBTLE ELEGANCE

The bold lines of the steel-framed Luca - new to the Satelliet Originals collection - reveal a subtle elegance behind its rugged first impression. Richly upholstered, Luca allows guests to enjoy a spontaneous wine & dine or an intimate tête-à-tête in comfort. With a frame that flows seamlessly into the armrests, this chair fully embraces you. Prefer freedom of movement? Choose the armless Luca. Together, the Luca options offer something for everyone.

DESIGN BY STUDIO SATELLIET



NEW



ZEST SC









ZEST AC



ZEST HS-WA



ZEST HS






SPARKY NEW

INNOVATIVE STEP FORWARD

Sparky is the spark between sustainability, innovation and design. With Sparky, you take an innovative step forward towards a more sustainable future. This ergonomic model boasts a bold, distinctive design that remains perfectly balanced from every angle. It's not just a straightforward graphic translation but a sculptural expression of vision. It is not a simple graphic translation, but a sculptural expression of vision. The organically shaped tub is made of recycled PET felt, a material normally used in the automotive industry. To arrive at the most sustainable solutions, we look beyond the industry for materials and possibilities.

DESIGN BY FRANS SCHROFER







TACO SC



(S)



TACO AC



(S)



TWINE LS



TACO HS

(S)



TWIST LSC



MICHELLE SC



MICHELLE AC



MICHELLE HS



JONAS AC



MICHELLE INDOOR SC



MICHELLE INDOOR AC



MICHELLE INDOOR HS



JONAS AC

TWINE

STYLISH AND CONTEMPORARY

Rattan is here to stay, both indoors and on the terrace. The vibrant Twine brings your outdoor space right up to date with its colourful flair and playful design. Create eye-catching combinations by pairing coloured rattan with a contrasting frame for a fun and lively look. For added comfort, Twine also offers the option of a seat cushion in a fabric of your choice. Twine is a stylish and contemporary choice.



TWINE AC



TWINE AC



550 SC



(S)



550 AC

(S)



550 HS

(S)



SERPENT AC



SERPENT AC



SERPENT AC



SERPENT AC



SERPENT

STRIKING ORGANIC LINES

The striking organic interplay of lines of the Serpent, designed by Frans Schrofer for Satelliet Originals, lend it a mysterious character. Even better: the combination of recycled aluminium, rattan, and cane makes Serpent a sustainable choice. This standout piece is a proud part of the SUM collection. Prefer no cane? An upholstered seat is also an option.

DESIGN BY FRANS SCHROFER



VIVALDI SC



VIVALDI SC



VIVALDI HS



VIVALDI HS



EVORA SC

(S)



EVORA AC



(S)



EVORA SC

(S)



NEW

EVORA HS

(S)



MANADO SC

(S) 



MANADO AC

(S) 



MANADO HS



(S) 



CELESTE SC



(S)



CELESTE AC

(S)



CELESTE HS

(S)

LUZERN

NEVER OUT OF STYLE

Timeless elegance and unadulterated craftsmanship - that's what the Lucerne chair stands for. Be embraced by its friendly design. What you might recognise in her is that classic Thonet touch. Luzern is distinctive for its ability to blend into many different atmospheres. Upholstered or pure in wood and cane: Luzern is the new classic: never out of style.



SALZBURG AC



LUZERN AC



LINZ CANE SC



LINZ SC



LINZ CANE AC



LINZ AC





LINZ CANE HS



LINZ HS



6023 AC



766 SC



16/C SC



16/C HS



TYMO SC




TYMO AC



TYMO HS







RAFF

NEW

EXCEED YOUR EXPECTATIONS

Bold yet approachable – that’s Raff in a nutshell. This no-nonsense chair, crafted from fresh beechwood and paired with warm upholstery, is a true crowd-pleaser. The gracefully rounded legs flow seamlessly into the comfortable backrest, while the seat appears to rest effortlessly against the legs. No matter the space or style, Raff will always exceed your expectations. His nickname? Easy Peasy Raff.







CHESTER SC



CHESTER SC



CHESTER HS



CHESTER HS



DESIGNER

ELISE LUTTIK

Working with glimpses, shadow sides, and surprising perspectives defines the distinctive design language of Elise Luttik. 'I love lightness, playfulness, and puzzling with 3D patterns,' she explains. Elise masterfully plays with illusion, as seen in the aesthetic Chester.

CHESTER

Chester features an iconic backrest inspired by the classic, world-famous Chesterfield sofas. This signature detailing gives the ash wood model its distinctive character. With sturdy legs, the chair strikes an exciting balance between firm and elegant.



UMEA SC



UMEA SC



UMEA SC



UMEA HS





PEBBLE SC



PEBBLE SC



PEBBLE LSC



PEBBLE HS



DESIGNER

ERIK REMMERS

With the Pebble series for Satelliet Originals, Erik Remmers combines two great passions: furniture design and wood. 'Wood is so versatile, full of charm and warmth. In my view, a wooden chair exudes a greater sense of quality.'

PEBBLE

Pebble features slender, tapered legs and a beautifully curved wooden detail at the back, complementing the softly upholstered backrest. With its soft aesthetic, Pebble takes its name from its pebble-like silhouette. The design is elegant, while the wooden frame adds a bold and distinctive character to the chair.



FLASH PADDING SC



FLASH PADDING AC






FLASH PADDING MS



FLASH PADDING HS







NEW



PRIM CONIC SC

(S)

NEW



PRIM SC

(S)

NEW



PRIM AC

(S)

NEW



PRIM CONIC AC

(S)

PRIM CONIC

NEW

RELAXED DINING

Your concept truly comes to life with the elegantly designed Prim. This sophisticated chair – designed for Satelliet Originals by Studio Satelliet – guarantees hours of enjoyable hospitality, perfect for relaxed dinner conversations with friends. From every angle, its beautiful round and organic design radiates excitement and dynamism. Upholster it in any desired color or pattern for a truly unique look. Prim is wild and free, like the primrose in nature. She is your key to success.

DESIGN BY STUDIO SATELLIET



ROM OPEN SC




ROM OPEN AC




ROM SC



ROM AC



LORY AC



LORY AC



LOVENA AC




LOVENA LOW BACK HS

LORY

NEW

VIBRANT SEVENTIES

The new Lory is a nod to the vibrant seventies, an era of rebellion and the fight for peace and freedom. It instantly takes you back to the classroom during a tricky maths lesson. Its compass-inspired shape is both aesthetic and practical, giving the chair its unique silhouette. The bold Lory is crafted from solid ash wood and comes standard in wenge. The seat, backrest, and armrests can be upholstered in a material and pattern of your choice for an extra soft touch.



LOVENA SC



LEATHER HANDLE
BLACK LEATHER
WITH BRASS OR
BLACK DETAILS



LOVENA SC



LOVENA OPEN SC



LOVENA OPEN AC



BISHOP AC



BISHOP HS



BISHOP 04 HS



BISHOP 06 HS



DARFORD OPEN AC



DARORD AC



DARFORD HS



DARFORD 04 HS



LOVENA LOW BACK HS



LOVENA LOW BACK METAL 01 HS



LOVENA HIGH BACK HS



LOVENA HIGH BACK 04 HS



LOVENA BA



LOVENA LAC



DARFORD LAC








MOLISE SMALL


NEW

MID-CENTURY DESIGN

This richly upholstered, rounded tub chair on a sleek steel spider base or an elegant wooden frame invites hours of dining and enjoying time with family and friends. Lean back, relax, and savour the moment and your company with a drink within easy reach. Molise is a distinctive mid-century design brought to life by Studio Satelliet. Now, in addition to the lounge version, it's also available in a graceful small edition. This smaller size gives your concept room for more seating and just that extra touch of flair.








GELATO WOOD


NEW

A TRUE SHOWSTOPPER

Round, curvaceous shapes characterise the Gelato series, designed by Frans Schrofer for Satelliet Originals. The collection is a true showstopper, leaving you wanting more. A new flavour has been added to the palette: Gelato is now available not only with metal legs but also with wooden legs. A subtle change with a big impact. These scoops guarantee a tasteful interior. What inspired Gelato? The name says it all – a delightful ice cream!

DESIGN BY FRANS SCHROFER







DA VINCI 01-100 SC



DA VINCI 01-121 SC



DA VINCI 07-101 HS



DA VINCI 02-100 AC



DA VINCI 04-100 AC



DA VINCI 04-102 AC



DA VINCI 07-108 HS



KESY 01-100 AC



KESY 04-100 AC



KESY 04-102 AC



KESY 07-101 HS



DA VINCI 05-100 LOW LAC



BLISS 09-100 B



BLISS 05-100 HIGH LAC



BLISS 01-100 SC



BLISS 02-100 AC



MEGAN 04-100 AC



BLISS 04-107 AC



BLISS 05-100 LOW LAC



MAGDA 00-100 SC



MAGDA 04-100 AC



MAGDA 04-110 AC



MAGDA 05-100 LOW LAC



MANU 04-100 AC



MANU 04-107 AC



MANU 07-101 HS



MANU 07-108 HS



LOVENA WHEELS SC



LOVENA OPEN WHEELS AC



DARFORD WHEELS AC



RODAR WHEELS SC



DA VINCI 01-103 SC



DA VINCI 04-106 AC



KESY 01-106 SC



KESY 04-106 AC



MAGDA 04-106 AC



MAGDA 04-103 AC



MANU 04-106 AC



MANU 04-103 AC



FIOLI WHEELS AC



BLISS 01-106 SC





BLISS 04-103 AC



GELATO 106 AC

NEW





KJELT

MEETINGS AND CONFERENCES

Meetings and conferences have never been as comfortable as with the versatile Kjelt. This chair is highly stackable, friendly in design, durable in material, and can be upholstered in countless ways. Kjelt is a true chameleon, giving your meeting rooms a look that seamlessly fits your concept while ensuring your conference guests enjoy the programmes and keynotes in complete comfort.



KJELT AC



KJELT TROLLEY



FERRIS SC



FERRIS AC



ALLEGRO SC




ALLEGRO AC



ALLEGRO TROLLEY







BARSTOOLS

A flowing interior landscape, achieved through varied seating heights, adds rhythm and atmosphere to your space, bringing dynamism to your concept. Stools create focal points at the bar or in intimate settings around a high table. The luxurious Waldorf tub chair on the sleek empirical O6 frame fits perfectly within a lavish roaring twenties theme, but we also have the ideal barstool for modern, straightforward concepts or bohemian settings.

NEW **(S)** WALDORF O6 HS





NEW



STAN HS

NEW



STAN HS

STAN

DECORATIVE EYECATCHER

This versatile favourite, crafted from aluminium and cord, is a decorative eye-catcher that fits seamlessly into both modern and boho-inspired spaces. With its non-nonsense attitude, Stan easily connects with other members of the woven trend family, creating the perfect atmosphere and ambiance both indoors and out.

NEW



LEVI HS

NEW



LEVI HS

NEW



OCALA HS

(S)




ARCADIA HS



ARCADIA HS

(S)



GIROLA HS

(S)



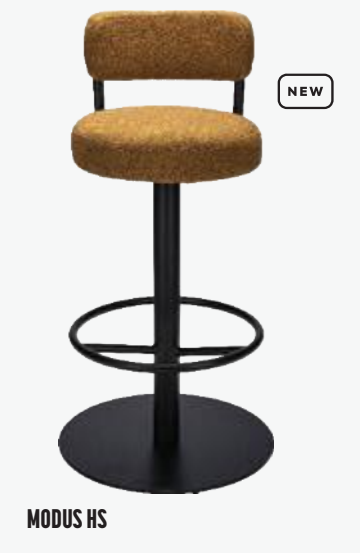
DESIGNERS

BURO NOW



Stijn van Woerkom and Victor le Noble have joined forces in BURO NOW. Stijn and Victor are not guided by conventionalism and make their own plans. 'Design is meant to be consumed, so it has to be tasty.'


BISCUIT

Craving something sweet and light? The Biscuit satisfies that desire with its seat and back shaped like a cookie. The design has a bold look, thanks to the thick steel frame. It's a playful, sturdy chair with a cheerful vibe.











SPARKY HS



SPARKY HS



SPARKY HS



SPARKY HS



ORBIT

HANDS-ON DESIGN

Frans Schrofer's 'hands-on design' for Satelliet Originals guarantees ergonomic comfortable designs with strong visual appeal. The new Orbit stool illustrates this fact. The boundary between frame and shell blurs as the seat and back seem to float. This makes the Orbit 'exactly like nothing else'.

DESIGN BY FRANS SCHROFER



PRESS HS



PRESS HS



FIOLI HS



ORBIT HS





EVORA HS



EVORA HS



CELESTE HS



CELESTE HS



EVORA

NEW

FRIENDLY CHARISMA

Studio Satelliet presents the Evora for Satelliet Originals. The slender steel frame, combined with the rounded design, gives this model a friendly charisma. The backrest, which also forms the armrests through a combination of rattan and cane, fully embraces you in this stylish chair. The Evora collection has now been joined by a bar stool.

DESIGN BY STUDIO SATELLIET



VIVALDI HS



VIVALDI HS




MANADO HS



MANADO HS







ABBAY




NEW

SECRET SOCIETY

Luxury meets craftsmanship in the Abbey 05 HS. The striking design of the vertical column pairs perfectly with the elegant Abbey seat. The chic brass base and footrest, combined with the macaron-style seat, deliver an instant club ambiance and a touch of Art Deco flair. With the versatile Abbey seat, you can effortlessly craft a unique style and atmosphere. Abbey feels equally at home in a secret society or speakeasy bar as it does in an upscale restaurant.

A large image of the Abbey 05 HS bar stool, showing its green velvet seat, black metal column, brass footrest, and wide brass base.










DARFORD

NEW

DESIGN MEETS FUNCTIONALITY

Discover Darford – where design meets functionality. With its clean lines and refined finish, the Darford barstool effortlessly complements both modern and classic interiors. Its curved seat provides exceptional comfort, while the robust construction ensures lasting durability, even in high-traffic settings. Whether in a chic hotel bar, a trendy café, or a cosy brasserie, the Darford instantly adds a touch of flair and sophistication to any space.





LOVENA LOW BACK 01 HS



LOVENA LOW BACK 04 HS



LOVENA LOW BACK HS



LOVENA HIGH BACK HS



RODAR HS



RODAR 04 HS



RODAR 05 HS



RODAR 06 HS



ELIA HS



ZEST HS-WA



ZEST HS



CASSIS M21 HS



MANU 07-101 HS




MINO HS




DA VINCI 07-108 HS




DA VINCI 07-101 HS




WALDORF HS



WALDORF 06 HS



WALDORF 04 HS



WALDORF 01 HS




LUX HS



LUX 05 HS



LUX 04 HS



CHLOE M934 WUU CR HS



BISHOP HS



BISHOP 04 HS



PARMA HS



ROM HS



SALVO HS



ANCONA HS



MODENA HS



PADOVA HS

DESIGNERS

LARS SNELLAARS

Lars Snellaars graduated from the Design Academy in Eindhoven in 2006 and has been working in his own design studio ever since. For him the most beautiful product to design is a chair. He calls it 'pure architecture, much more than a tool.'

REUNITED

The ReUnited bar stool harks back to the vibrant Roaring Twenties of a century ago: no sharp, angular shapes, but instead soft and rounded forms. The design stands out with its Art Deco style and the cross detail in the backrest. The fringes are like the nonsense of life: you don't need them, but they make everything more fun.



REUNITED HS



REUNITED HS



MOLISE HS

NEW



MOLISE 06 HS

NEW



CIRCL HS



CIRCL 04 HS



CIRCL 04 HS



CIRCL 06 HS





LOUNGE & BENCHES

Taking a moment to retreat, enjoying cozy gatherings, sliding in for a quick seat, or simply unwinding - there's a bench, lounge sofa, armchair, or pouffe for every mood. It's love at first sight when you encounter the enchanting Aiko: a generous armchair crafted from solid wood, stained in rich wengé, and paired with fresh cane detailing. Shaping such an elegant silhouette with these materials requires true craftsmanship. Explore the Lounge & Benches collection and discover statement pieces that are true gems for your interior.

NEW AIKO LAC





YARA LSC

(S)



YARA LSC



BABETTE LSC



BABETTE LSC

YARA

NEW

SOPHISTICATED AND CHIC

It's love at first sight with the alluring Yara. Together with the charming club armchair Babette, she steals every heart. The cuddly duo resembles a pair of high-society tea ladies, humorously and cleverly poking fun at modern challenges. Yara and Babette are sophisticated and chic, but with a twist and a bite. These ladies warmly invite you to spend an afternoon of genuine socialising.



ARGAN AC



ARGAN AC



ARGAN LAC



ARGAN LAC





AIKO LAC



AIKO LAC



LARS LAC



DANAS LAC

AIKO

LOVE AT FIRST SIGHT

Love at first sight – that's what you experience when you meet the enchanting Aiko. A luxurious armchair crafted from pure wood, stained in wenge, combined with fresh cane. Shaping such a silhouette with this material requires exceptional craftsmanship. Add your personal touch to this jewel for your interior with upholstery.



NEW



PEBBLE LSC



PEBBLE LSC



CLEO M935 UU ST LSC



CHLOE M935 WUU CR LSC











SAVOIR B



LOEFF B



LOEFF HB



GERLIN B



GERLIN HB




BUMPER CORNER B



BUMPER B



BUMPER MB



SONAR B



SONAR HB



NOLIA B



VALENCIA B



BARCELONA B



MADRID BA



MADRID LBA



COCON

FREEDOM TO FOCUS

With a sturdy steel frame and a luxurious seat shell, the Cocon – a new design by Studio Satelliet – offers an exceptionally comfortable workspace experience. This spacious chair provides the necessary privacy thanks to its enveloping design, while also giving you the freedom to focus on your task. Whether you're preparing for an online meeting, a quick call, or an intense study session, the Cocon invites you to settle in and make the most of it.

DESIGN BY STUDIO SATELLIET





FALKOR END LB | FALKOR LB



FALKOR END B



MIDTOWN B



MIDTOWN B



SOHO CLUB CORNER B | SOHO CLUB 120 B



SOHO DINER END 90 B | SOHO DINER 120 B



SOHO LB



LOBBY LB



MOMA BA



MOMA BA



ECLIPSE LAC



ECLIPSE 177 LBA



ECLIPSE 220 LBA





JOSEPHINE LBA



DAUPHINE LBA



ROCCO LBA



BALMORAL LBA







ORIGA BA



ORIGA BA



MADELEINE BA



MADELEINE BA



ORIGA

STATEMENT PIECE

The Origa sofa blends refined elegance with timeless charm. Featuring rounded corners, a wooden frame, and a chic cane backrest, this piece exudes high-society allure. It evokes the ambiance of English country houses and the glamour of the '50s. With its distinctive upholstery, the Origa is a true statement piece that elevates any interior to the next level.

NEW

MADELEINE

GREAT GATSBY GLAMOUR

The Madeleine sofa exudes pure class and sophistication with its curves and walnut frame featuring straight spindles. This design captures the essence of exclusive networking societies and Great Gatsby glamour. A masterpiece that seamlessly combines craftsmanship and comfort. Madeleine is a revolutionary eyecatcher piece with a chic twist.

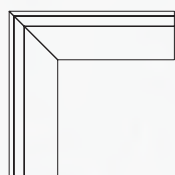


TAILOR MADE

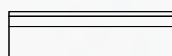
CREATE YOUR CUSTOMISED BENCH

For every project, a bespoke sofa can be crafted, with endless possibilities to choose from. Based on your preferences, we'll find the perfect combination of materials, shape, and dimensions. Excellent seating comfort is guaranteed, and the sofa will complement your interior concept seamlessly.


**PERFECTLY MADE
TO MEASURE
YOUR CONCEPT**



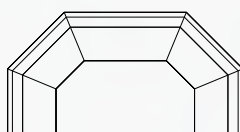
Corner bench



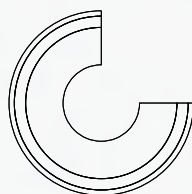
Single bench



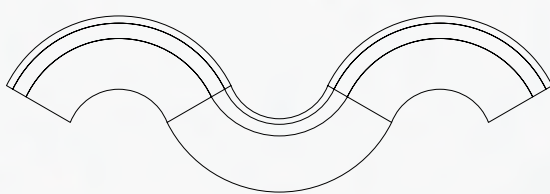
Double bench



Corner bench



Round bench



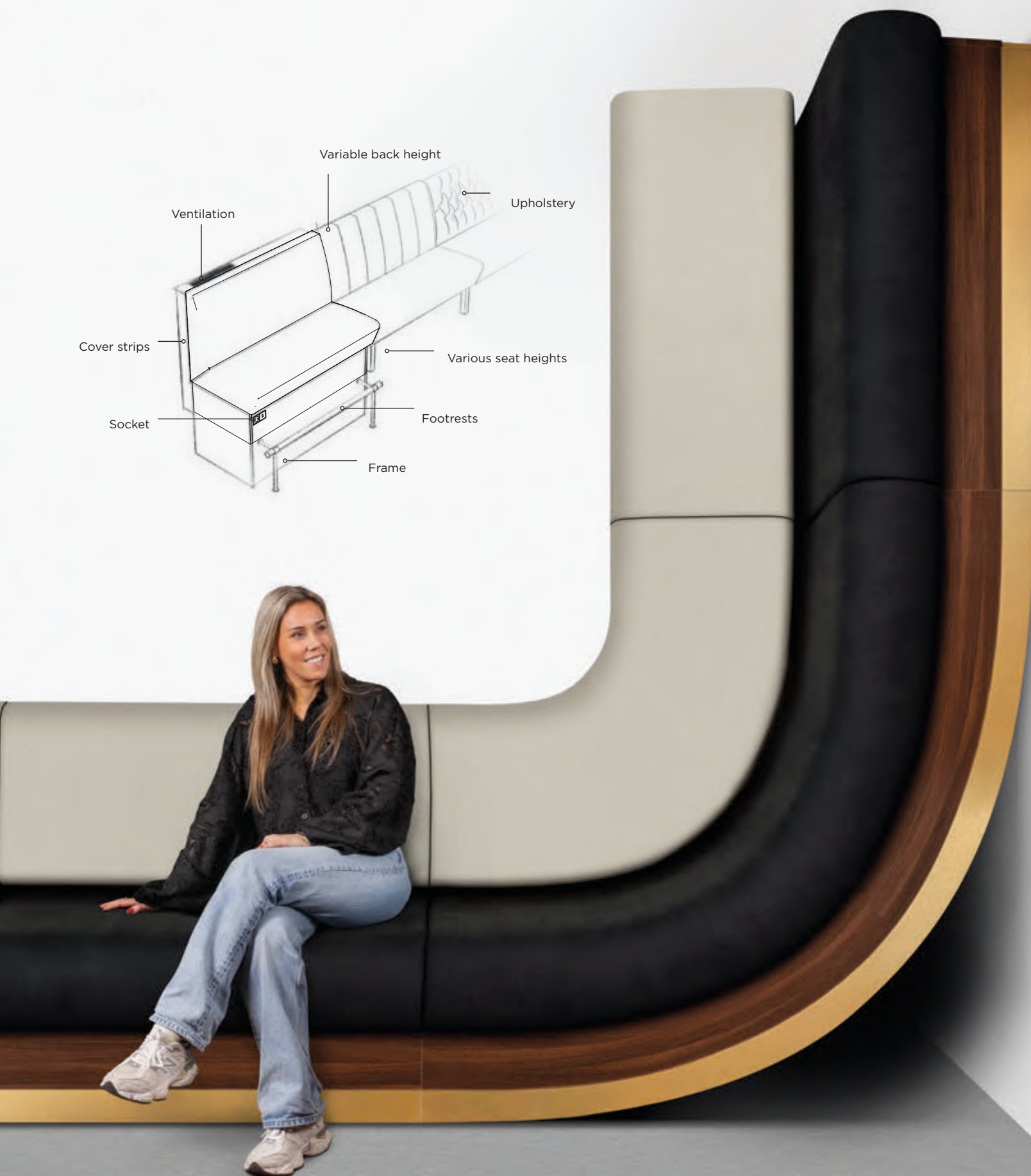
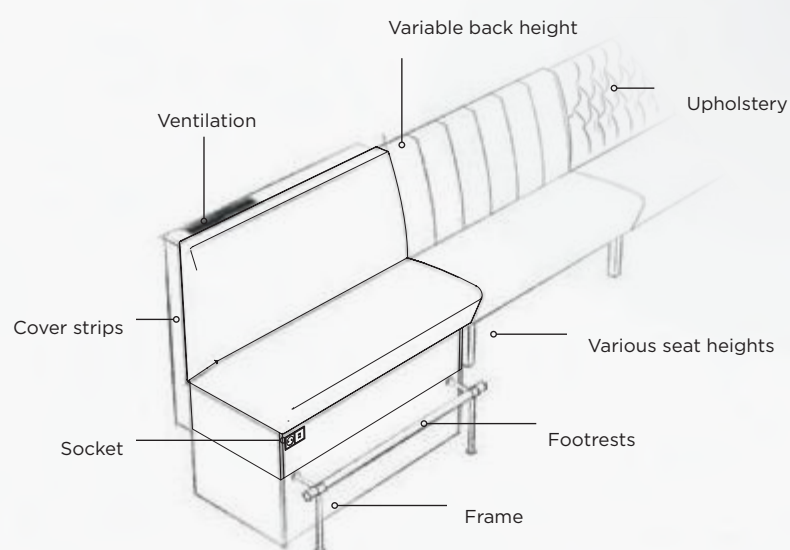
Waved bench



Each custom-made sofa is measured on-site, crafted with precision down to the centimetre, and installed in your interior. We warmly invite you to visit our showroom, where our advisors will work with you to design the perfect custom sofa for your project.



Scan the QR code for more information about tailor made benches.



TAILOR MADE

BENCHES

UPHOLSTERY

A tailor made bench for every project. Depending on the wishes, a combination of material and dimensions is sought that guarantees good seating comfort and makes the bench a real addition to the interior. The possibilities are endless. We would therefore like to invite you to visit the showroom where our advisors are happy to think along with you about the perfect custom bench for your project.



Scan the QR code for more information about tailor made benches.



FRAME OPTIONS

WOODEN LEG



BLACK SOCKLE



BRASS LOOK SOCKLE



EXTRA LED LIGHTING




& MORE


SMOOTH UPHOLSTERED



HORIZONTAL STITCHING



VERTICAL STITCHING



LOOSE CASSETTES



DEEP BUTTONED



NECK ROLL LOW & HIGH




FOOTRESTS


BRASS



STAINLESS STEEL



BLACK



51980 B



52016 B



51990 B



51981-59198 B



51991 B



51984 B



51880 HB



51992 B



52017 B-1



52019 B



EPOQUE B

INNOVATION

SMART & CREATIVE SOLUTIONS



MULTIFUNCTIONAL EYECATCHERS

All solutions that provide excellent support for flexible furnishing of any space are available. Hospitality concepts can become multifunctional to meet the needs of guests, customers, employees or residents. With smart and creative solutions, spaces are created where you can meet, brainstorm, collaborate, focus and relax. Whether it is a cupboard system that is easy to move, an acoustic solution where you can withdraw or a tribune to organise a creative session, there is a solution for everything. Discover the smart & creative solutions.



CLUBHOUSE

SPECIFICATIONS

- Stage element of at least 10 cm in height between the plinths
- Corner beading on the edge of the stage for protection
- Linoleum floor on the stage matches the HPL (black)
- Side of the stage in HPL, as is plinth
- Lighting point per roof section (80cm)

INNOVATION

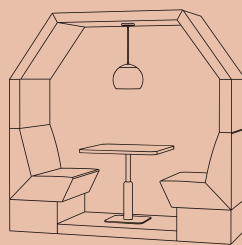
MEET AND GREET IN THE CLUBHOUSE

Clubhouse is available in various dimensions and seat heights, and comes with a USB connection and power supply. The Clubhouse ceiling is designed so that lighting can also be installed. As an optional extra, one side can be partly or fully closed off. This makes it possible to mount a screen and to add an extra USB or power supply to the wall. Multifunctional is certainly what you could call this Clubhouse. This eye-catcher not only adds atmosphere to a space, but also offers accommodation for meetings in a pleasant setting. The model can be placed freely in a room, and its upholstery contributes to a high acoustic quality.

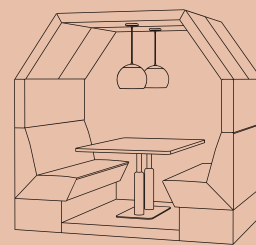




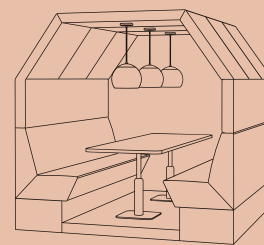
SEATING



2P - 80 CM WIDE

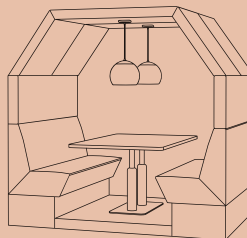


4P- 160 CM WIDE

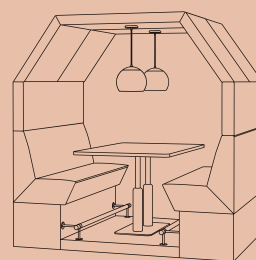


6P - 240 CM WIDE

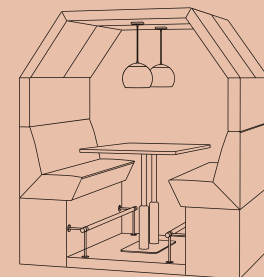
SEAT HEIGHT



B 46 CM

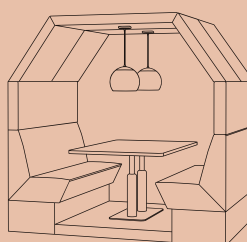


MB 60 CM

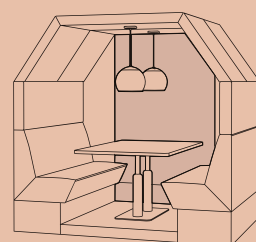


HB 80 CM

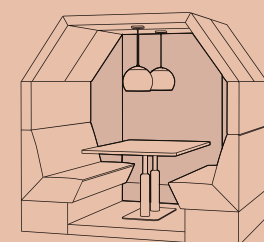
BACK PANEL



OPEN

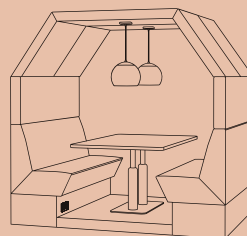


PARTIAL BACK PANEL

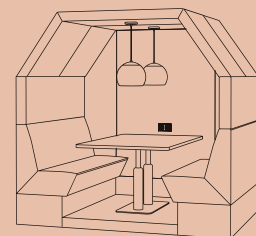


FULL BACK PANEL

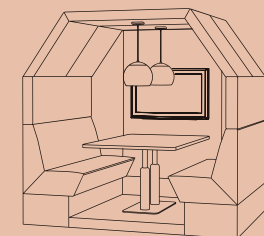
OPTIONS



EXTRA WALLSOCKET IN PLINTH



EXTRA WALLSOCKET IN BACK PANEL



PREPARED FOR SCREEN OR WHITEBOARD

STAY CONNECTED

Carefree charging and ultimate connectivity. Integrate wireless charging into a table or tabletop for increased productivity in the office and an optimal guest experience in the restaurant, bar or lobby.



POWER SOCKET ELEMENT 2 | USB



POWER SOCKET ELEMENT 3 | USB-C



PUK WIRELESS CHARGER | HDMI HUB




PUK WIRELESS CHARGER



TACTILE MULTIBOARD



TACTILE TRIBUNE | TACTILE TRIBUNE STAIRS



TACTILE TRIBUNE

TACTILE


ENDLESS VARIATIONS

The Tactile cupboard system is suitable for any room and is applicable to many hospitality concepts. The cupboard can be placed both against wall or free-standing in the space, in a fixed place or made mobile. The frame – consists of steel, sheet steel and mesh – can be produced in various RAL colours. Boxes with various HPL decors complete the cupboard.






TACTILE HIGH | 150 CM WIDE



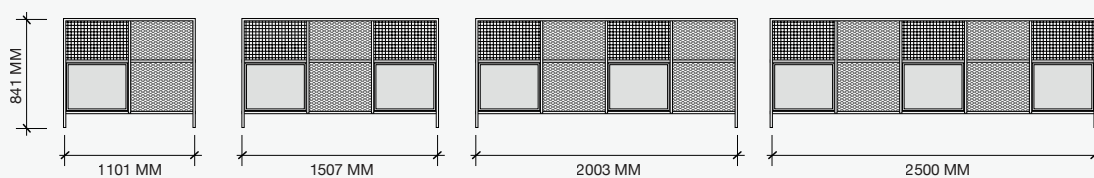
TACTILE LOW | 200 CM WIDE



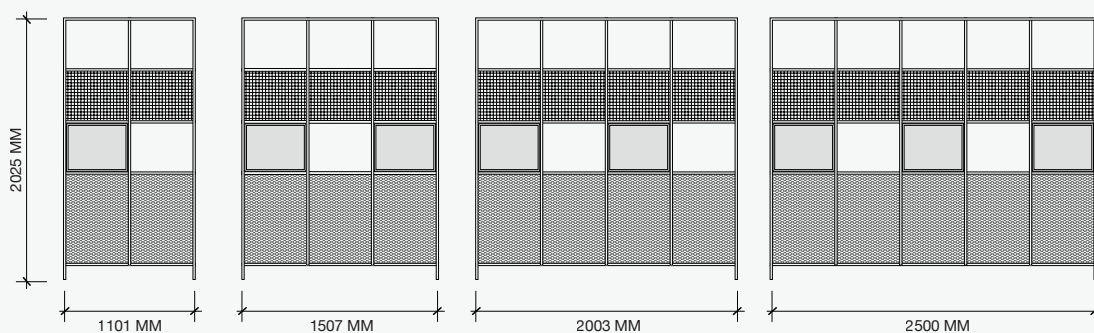
TACTILE LOW | 250 CM WIDE



TACTILE HIGH | 100 CM WIDE



TACTILE LOW



TACTILE HIGH

TACTILE SIZES

With the Tactile cupboard system, you can make endless combinations. The cupboards are available in four different widths from 50 cm to 250 cm in two different heights.

INNOVATION


INTO THE OFFICE



New developments in the office environment gradually made their appearance. The way we regard the office now and in the future is in an obvious state of flux. The office is no longer 'simply' the workplace, but the place where we meet each other, brainstorm, collaborate, focus, develop, connect, and relax as well.



OMNIA T



OMNIA T



ORION T



ORION T





DENTRO 4P T



DENTRO 8P T



FLORENCE



GESTU



SERVICE TROLLEY



BLOOM WALL



BLOOM PLANTER



NOMAD TROLLEY

Be an original.

Satelliet Originals is a European hospitality furniture collection with a distinctive character and a unique signature. Every product by the Originals designers is edgy and embodies toughness, boldness, diversity and individuality.

■ satellietoriginals.net



SATELLIET[®]
ORIGINALS

NEW (S) WALDORF 06 HS




TABLES

A large and varied range of different tabletops and bases allows you to combine to your heart's content and put together a suitable table for every concept. Would you prefer a picnic table, side table or custom-made table? New to the collection is the stylish Ballet base: its resemblance to the silhouette of a prima ballerina in the fifth position makes the design both elegant and visually captivating. Discover the table combination that will enhance your concept.

NEW



BALLET HTB




TAILOR MADE A TABLE FOR EVERY INTERIOR

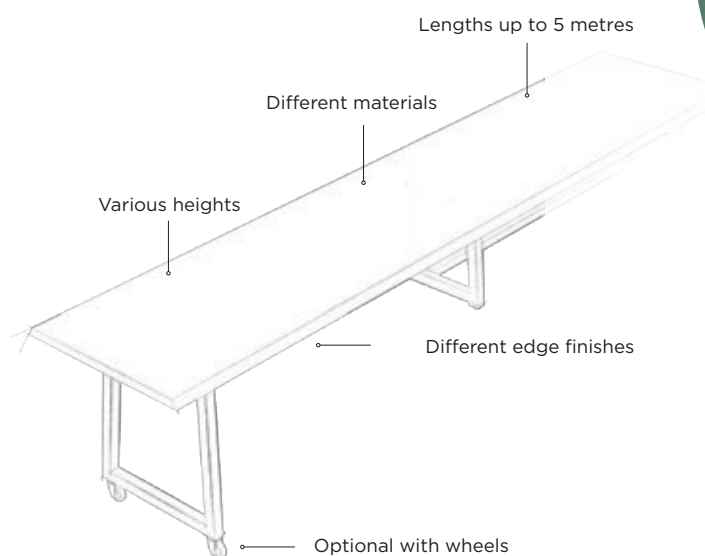
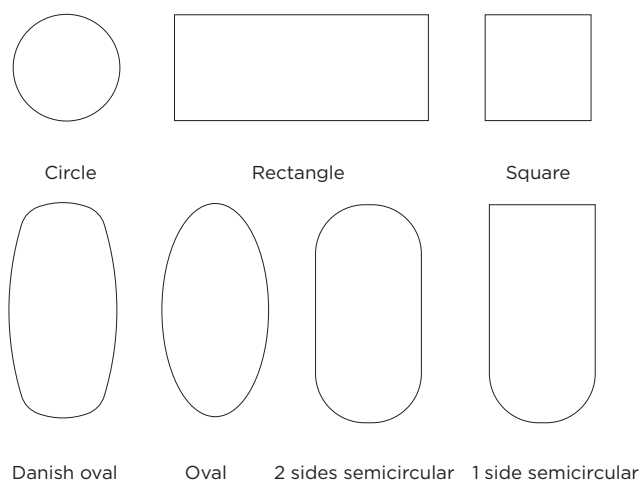
Look at different materials, shapes, sizes and bases that are available, until you find the right match for your concept. A table length of 5 metres? No problem. Real marble or a marble look? Both possible. A different shape or a table top with wireless charging option? Everything can be tailor made based on your wishes.




Our bases can be finished in any RAL colour and our table tops in any stain colour. The bases are also available in various sizes, with or without wheels, the height of the base can be cut to any height.



Scan the QR code for more information about tailor made tables.







AMELIE RND 45 TB



AMELIE RND 60 TB



AMELIE SQ 40 TB



AMELIE SQ 60 TB



AMELIE RND 45 HTB



AMELIE RND 60 HTB



AMELIE SQ 40 HTB



AMELIE SQ 60 HTB



AMELIE 2-TB



AMELIE 2-HTB



MEMPHIS SQ 40 HTB

NEW (S)



ILARIO TB



LIBERTY 4200 TB



TRUMPET 4840 TB



FLAT 9410 TB



FLAT 9430 TB



FLAT 9480 TB



FLAT 9414 HTB



VIDA RND TB



VIDA RND HTB



VIDA SQ TB



VIDA SQ HTB



NADINE RND 45 TB



NADINE RND 45 TB



NADINE RND 45 HTB



NADINE SQ 45 HTB



NADINE RND 60 TB




NADINE SQ 45 TB



NADINE-2 TB







203-22 TB



203-522 TB



PIRAN TB

NEW



PIRAN 2-TB

NEW



LYON-3 TB



LYON-4 TB



LYON-3 HTB



STABLETABLE NOUVEAU TB



DOMINIQUE-3 TB



DOMINIQUE-4 TB



DOMINIQUE 2-TB



MAMBO-3 TB





MAMBO-4 TB



MAMBO-2 TB







ARLANDA TB



ARLAND MTB



ARLANDA HTB



STEEL TB



STEEL HTB



S-17 TB



TOM HTB



CONIC TB



MISTRESS T



MISTRESS HT-H



DENTRO 8P T



DENTRO 4P T



TREE T



BARK HT



MAGNUS T






BREWER

NOSTALGIC DINING


This unique table tells the nostalgic tale of a past where rugged folk raised their glasses to life. Its legs are inspired by the old Belgian beer tables, where mugs filled with golden brews slid cheerfully across the surface. Dave Keune, designer of this authentic table for Satelliet Originals, has given nostalgia new meaning with Brewer – the brother to the equally beautiful Forge table.



BREWER T



FORGE T



LEGS T



NICOLE T | NICOLE B



SOLID MT






INDOOR


TABLE TOPS

Our extended collection of table tops consists of a great diversity in materials. Which material fits your concept best? Do you prefer warm wood, versatile glass, practical laminate or natural stone? Flick through a selection of our table tops or see them all online.

SOLID WOOD



SUSTAINABLE



MATERIALS

BEECH



OAK

ASH

WALNUT

DOUGLAS

BAMBOO



“OUR EXTENDED
COLLECTION CONSISTS
OF A GREAT DIVERSITY
IN MATERIALS.”



Scan the QR code
for the complete
fabrics and finishes
collection.

GLASS & TILES



LAMINATES



STONE



WIRELESS CHARGING SYSTEM

Carefree charging and ultimate connectivity. Integrate wireless charging into a table or tabletop for increased productivity in the office and an optimal guest experience in the restaurant, bar or lobby.



TERRACE

From chairs to benches, tables, cushions, and accessories: everything you need to style your outdoor space is in our extensive terrace collection. Let your outdoor area make a statement with a wide range of seating options, welcoming guests at any time of day, all year round. The relaxed Xava is a true showstopper for your terrace. With its intricately woven rope, this model hits the trend perfectly and exudes a hip vibe. The real surprise lies in its tubing, crafted from aluminum yet designed to look and feel like wood. This makes the chair - created by Studio Sateliet - lightweight, outdoor-ready, and stackable.

NEW XAVA AC






XAVA

NEW

BOHEMIAN ELEGANCE

Ibiza vibes - that's the relaxed feel that Xava exudes. This model, featuring intricately braided rope details, is totally on-trend and effortlessly cool. The biggest surprise lies in the frame: it's crafted from aluminium but has the look and feel of wood. This makes the chair - a design by Studio Satelliet - lightweight, outdoor-friendly, and stackable.





Ocala AC



Ocala HS



YUP AC



YUP AC



VIC SC



Roman Rope AC



VIC SC



VIC SC



SAMI AC



MACY AC



MACY HS





ARCADIA SC



ARCADIA SC



ARCADIA SC



ARCADIA HS



DESIGNER

JESSE VISSER

After completing his studies at the Utrecht School of Product Design and the Piet Zwart Institute, Visser focused on creating furniture and light objects that go beyond the predictable. To this day, his approach is defined by research, craftsmanship and curiosity.

ARCADIA

Satelliet Originals designer Jesse Visser nailed it with the contemporary Arcadia. The frame and shell fit together seamlessly, creating a harmonious design. The curved chair and stool are both simple and unique, bringing a sense of transparency and lightness.



CODE SC



CODE AC



CODE AC



CODE HS





ROMAN AC



ROMAN AC



LUXEMBOURG SC



LUXEMBOURG AC



LUXEMBOURG LAC



LUXEMBOURG HS



MONTANA CUSHION AC



MONTANA COVER AC



AUSTIN AC



NEW YORK BATYLINE AC



ALFREDO AC



HONOLULU LSC





25.25 AC



25.25 AC



SOLA AC



SOLA AC

NOTO

COMPACT COMFORT

Noto is a compact aluminium outdoor chair. In this version the seat is made of batyline. This chair is also available with a seat made of untreated teak. Noto is available in black moss grey and terra. The chair is stackable in all versions.



NOTO SC



NOTO SC



NOTO SC



NOTO SC





CHANTILLY AC



CHANTILLY AC



CHANTILLY SC



CHANTILLY SC



CHANTILLY

RETRO WITH A WINK

Retro with a wink and romantic without being overly decorative. Embrace a light, feminine retro style full of rounded shapes, soft fabrics, and floral patterns. A touch of prim, yet still bold. Round and retro, yet soft, tactile, and playful. That's Chantilly - a chair made of curved steel, combining classic design with a soft touch from fringed cushions. Elevate your terrace with this eye-catching piece from Studio Satelliet for Satelliet Originals.

DESIGN BY STUDIO SATELLIET



MARAIS AC



MARAIS AC



MARAIS AC



MARAIS AC



CANNES SC



CANNES AC



CANNES SC



CANNES AC



CANNES SC



CANNES AC



CANNES B



TWINE AC



CANNES HS



TWINE AC



GERMAIN SC





TACO AC

(S)



550 SC

(S)



550 AC

(S)



550 HS

(S)



(S)



TACO SC

(S)



TACO AC

(S)



TACO HS

(S)



TWIST LSC



FIRENZE WOOD SC




FIRENZE WOOD AC



VENICE AC



TATAMI 306 AC



TAPE

SOCIAL SEATING

NEW

Experience social seating at its best with the playful and versatile Tape. This comfortable, modular outdoor bench features woven straps, allowing endless configuration possibilities. Is a U-shape your ideal setup, or do you prefer a ribbon layout or a half-moon design? You can even opt for a classic lounge arrangement with a sofa and two armchairs. Let your creativity run free!



TAPE END LEFT BA | TAPE QUARTER B



NEW

TAPE END LEFT BA | TAPE END RIGHT BA

(S)



NEW

TAPE QUARTER LB

(S)



NEW

TAPE LAC

(S)




TAPE LBA



NEW

(S)



CALYPSO LOW LAC



CALYPSO HIGH LSC



TERRA LBA



TERRA 2-SEATER BA



TERRA QUARTER B



TERRA QUARTER COVER



TERRA END LEFT BA | TERRA B | TERRA END RIGHT BA



SEVILLA

COMFORT GUARANTEED

NEW

Comfort is guaranteed with the fully upholstered seat and back cushions of the Sevilla sofa. Two thoughtfully designed modules make it possible to arrange this comfortable sofa in any configuration you can imagine. Bring the indoors outside with the Sevilla, as all materials used are outdoor-friendly. Thanks to its aluminium frame, rust doesn't stand a chance.



SEVILLA B | SEVILLA QUARTER B



NEW

SEVILLA B



NEW


SEVILLA QUARTER B



BARCA LB CORNER



BARCA CORNER LB | BARCA LB



LOEFF IROKO OUTDOOR B



LOEFF ECO OUTDOOR B



LOEFF IROKO OUTDOOR HB



LOEFF IROKO OUTDOOR B



LUNA LB



LUNA DINER B



LUNA CORNER LEFT LB | LUNA LB | LUNA CORNER RIGHT LB



OLAV

NEW MEANING TO COSY

As this round-shaped bench consists of separate parts the Olav Quarter can be flexibly placed as a semi-circle or three-quarter circle. The black frame of hot-dip galvanised steel combined with Iroko wooden slats gives this model a warm appearance. The term 'cosy sitting together' takes on a whole new meaning in this beauty by Studio Satelliet.




OLAV QUARTER B | OLAV B SEAT CUSHION




OLAF QUARTER B | OLAV B SEAT CUSHION



SIGMA HB



SIGMA B



SIGMA CORNER B

AREA

ATMOSPHERIC AND ELEGANT

Atmospheric and elegant – that's the blend of black-coated aluminium with teak slats in the Area. Freely play with the wide variety of modules and seating heights and refine the look with complementary accessories like matching tables, cushions, and cover panels. This robust model is the perfect finishing touch for your outdoor space, giving your terrace a unique identity.



AREA B



AREA B | AREA T



AREA HB | AREA T



AREA CORNER B | AREA B



SALAMANCA T



SALAMANCA RND T



STRATOS RECT T



STRATOS RND T



DENTRO 4P T



DENTRO 8P T





NEW YORK TB



NEW YORK HTB



STEEL T




STEEL HT




TOM HTB




RIVER 200 HT



RIVER 260 T



RIVER 140 T



RIVER 80 HT



NEW



TIPI HTB | TIPI TB



MIKADO TB



MIKADO HTB








STABLETABLE

NO MORE WOBBLY TABLES

StableTable is the ultimate solution for wobbly tables. This patented system instantly provides a stable table on any surface. The simple mechanism works on two of the four legs, compensating for unevenness of up to 2.5 cm. With StableTable, slipping beer mats under table legs is a thing of the past. This version of StableTable is suitable for tabletops up to 80 x 80 cm or with a diameter of up to 90 cm.









FLAG LT



PICK UP LT



SVEN SMALL LT | SVENN LARGE LT



PLUS LT



BOTANIA PLANTER



BLOOM PLANTER



BLOOM WALL



NOMAD TROLLEY



RIO PILLOWCASE



SERVICE TROLLEY



SUN SB



TERRACE CHAIN SET



KILO



VERJO RND



VERJO SQ

TERRACE



TABLE TOPS

Our extended collection of table tops consists of a great diversity in materials. Which material fits your concept best? Do you prefer sustainable Mansonia, industrial aluminium, werzalit or natural teak?

“OUR EXTENDED
COLLECTION CONSISTS
OF A GREAT DIVERSITY
IN MATERIALS.”



Scan the QR code for the complete fabrics and finishes collection.



CATALOGUE

INDEX



















LOOK & FEEL COLLECTION

For fabrics and finishes see the look & feel collection at the back of this book.

ABBREVIATIONS

AC	Armchair
B	Bench
BA	Bench with armsupport
HB	High bench
HIGH	High back
HS	High stool
HS-WA	High stool without armsupport
HS-WB	High stool without back
HT	High table
HTB	High table base
LAC	Lounge armchair
LB	Lounge bench
LBA	Lounge bench with armsupport
LOW	Low back
LSC	Lounge side chair
LS	Low stool
LT	Low table
LTB	Low table base
MS	Middle high stool
MT	Middle high table
MTB	Middle high table base
REC	Rectangle
RND	Round
SB	Sun bed
SC	Side chair
SQ	Square
STCK	Stackable - This product is available in a stackable and non-stackable version
T	Table
TB	Table base
WB	Without back
XL	Thicker seat

ICONS

	New collection
	Satelliet Originals
	Still Usable Materials
	Sustainable products
	Height
	Depth
	Width
	Seat height
	Stackable
	Outdoor
	Width table base
	Height table base
	Width table top
	Depth table
	Height table
	Variable width table

“ATMOSPHERE AND STYLE BLEND SEAMLESSLY HERE IN AN ELEGANT INTERIOR: FOR A MOMENT, YOU FEEL AS IF YOU’VE STEPPED INTO ANOTHER WORLD.”

SEATING









	PAGE	H	H	A	H	⌄	✱	Ⓢ	🍷
16/C HS	77, 109	108	52	43	74				
16/C SC	77	87	53	43	46				•
25.25 AC	171	80	60	58	45	•	•	•	
25.25 LAC	121	63	81	63	41				•
350 SC	78	79	51	44	46				•
351 HS	78, 109	114	41	41	79				
505-80 HS	108	80	47	47	80				•
51880 HB	135	130	65		80				
51980 B	135	95	65		46				
51981 - 59198 B	135	95	65		46				
51984 B	135	95	65		46				
51990 B	135	120	70		47				
51991 B	135	120	70		46				
51992 B	135	120	70		46				
52016 B	135	95	70		47				
52017 B-1	135	92	75		47				
52019 B	135	95	72		46				
550 AC	73, 174	86	51	54	47		•	•	
550 HS	73, 107 ,174	119	51	46	80		•	•	
550 SC	73, 174	86	51	46	47		•	•	
6023 AC	77	76	49	54	46				•
766 SC	77	79	47	45	46				•
9208 HS	108	80	49	49	80				•
AAC AC	97	79	52	59	46				
AAS 32 HS	97	85	48	50	74				
AAS 38 HS	103	85	48	50	74				
ABBNEY 05 HS	108	81	50	50	81				
ABBNEY 06 HS	108	81	50	50	81				
AIKO LAC	118	77	75	74	47				
ALFREDO AC	170	84	53	55	45		•		
ALLEGRO AC	96	84	51	59	45	•			
ALLEGRO SC	96	84	51	57	45	•			
ANCONA HS	91, 112	105	52	53	77				
ANCONA LSC	91	73	77	76	38				
ANCONA SC	91	81	56	56	50				
ANVERS SC	168	80	51	47	44.5	•	•		
ANZIO AC	97	80	53	59	45				
ANZIO SPIN AC	97	80	53	59	45				
ANZIO WOOD AC	97	80	53	59	45				
ARCADIA HS	101, 169	100	57	58	81	•	•	•	
ARCADIA SC	169	83	52	60	46	•	•	•	
AREA B	181	91	46	140	45		•		
AREA CORNER B	181	91	46	78	45		•		
AREA HB	181	125	66	140	80		•		
ARGAN AC	89, 116	70	53	53	46				
ARGAN LAC	89, 116	66	72	80	43				
ARIK AC	78	81	48	57	47	•			•
ARIK HS	78, 109	105	48	49	78	•			•
ARIK MS	78	85	48	49	58	•			•
ARIK SC	78	81	46	52	46	•			•
ARVEL PLYWOOD SC	63	79	56	47	46				
ARVEL SC	63	79	56	47	46				
ASTRO LSC	128	95	80	77	40				
ATHOS LAC	121	73	68	67	42				
ATHOS LBA	121	73	68	140	42				
ATLAS AC	65, 95	85	61	54	47				
AUSTIN AC	170	85	74	56	48	•	•		
BABETTE LSC	116	76	62	60	45				
BALMORAL LBA	127	79	95		41				
BARCA CORNER LB	178	77	76	76	45	•	•		
BARCA LB	178	77	76	76	45	•	•		
BARCELONA B	123	85	69		49				
BISCUIT HS	65, 102	93	46	39	80				•
BISCUIT HS-WB	102	80	46	39	80				•
BISCUIT LS	65, 102	58	43	43	46				•
BISCUIT LSC	65	58	43	43	46				•
BISCUIT MS	102	73	45	43	60				•
BISCUIT SC	65	80	57	52	46				•
BISHOP 04 HS	87, 112	113	61	57	81				
BISHOP 06 HS	87	114	60	55	81				
BISHOP AC	87	78	61	57	48				
BISHOP HS	87, 112	113	61	57	81				
BLISS 01 - 100 SC	93	81	56	55	49				
BLISS 01 - 106 SC	94	81	56	55	49				
BLISS 02 - 100 AC	93	84	59	59	46				
BLISS 04 - 103 AC	94	84	59	59	51				
BLISS 04 - 107 AC	93	84	59	59	46				









	PAGE	H	H	A	H	⌄	✱	Ⓢ	🍷
BLISS 05 - 100 HIGH LAC	92	100	70	69	42				
BLISS 05 - 100 LOW LAC	93	79	70	69	42				
BLISS 09 - 100 B	92	80	61	127	48				
BOB LAC	117	75	64	70	47				
BOB LARGE LAC	117	79	70	82	44				
BOWIE AC	78	78	53	61	48				•
BOWIE SC	78	79	52	54	47				•
BRAGA M954 AC	84	75	54	61	46				•
BRAGA M954 SC	84	75	53	54	46				•
BRIGHTON HS	62, 104	105	51	43	80				
BRIGHTON SC	62	87	67	44	46				
BUMPER B	122	83	68	120	47				
BUMPER CORNER B	122	83	68	68	47				
BUMPER MB	122	96	68	120	60				
CALYPSO HIGH LSC	177	150	88	89	45		•	•	
CALYPSO LOW LAC	177	71	63	64	45		•	•	
CAMELIA M986 UU AC	84	78	54	62	48				•
CAMELIA M986 UU SC	84	76	49	49	44				•
CAMELIA M986 UW AC	84	78	54	62	48				•
CAMELIA M986 UW SC	84	76	49	49	44				•
CANNES AC	173	86	59	56	46	•	•		
CANNES B	173	89	53	120	45		•		
CANNES HS	107, 173	80	38	38	80		•		
CANNES SC	173	89	53	47	45	•	•		
CANU HS	80, 108	80	40	40	80			•	•
CANU SC	80	78	50	50	46			•	•
CANU SOFT HS	80, 108	80	40	40	80			•	
CANU SOFT SC	80	78	50	50	46			•	•
CARDIFF HS	108	80	36	36	80				
CASSIS M14 SC	84	88	57	47	47				
CASSIS M21 HS	84, 111	100	49	43	77				
CASSIS M280 AC	84	82	59	60	47				
CAVE 3 180 B	124	138	75	180	46				
CAVE 3 220 B	124	138	75	220	46			•	
CAVE 4 220 B	124	138	75	220	46				
CAVE 4 LAC	124	140	80	92	50			•	
CELESTE AC	75	79	55	54	47			•	
CELESTE HS	75, 106	111	47	45	80			•	
CELESTE SC	75	79	55	45	47			•	
CHANTILLY AC	172	76	57	53	46	•	•	•	
CHANTILLY SC	172	76	57	43	46	•	•	•	
CHESTER HS	81, 109	113	56	51	80 82			•	•
CHESTER SC	81	78	53	47	46 48			•	•
CHLOE M932 WUU CR SC	84	84	56	49	46				•
CHLOE M934 WUU CR HS	84, 112	110	57	47	78				
CHLOE M935 WUU CR LSC	84, 118	75	63	62	43				
CIRCL 04 HS	69, 113	113	68	63	80			•	
CIRCL 05 HS	69	114	68	63	81			•	
CIRCL 06 HS	69, 113	114	68	63	81			•	
CIRCL AC	69	79	59	63	47			•	
CIRCL HS	69, 113	113	68	63	80			•	
CLEO M932 WUU SC	84	84	56	49	48				•
CLEO M934 WUU HS	84	110	57	47	78				•
CLEO M935 UU ST LSC	118	75	63	62	43				•
CLEO M935 WUU LSC	84	75	63	62	43				•
CLUBHOUSE 2P B	139	222	228	80	45				
CLUBHOUSE 2P HB	139	257	228	80	80				
CLUBHOUSE 2P MB	139	237	228	80	60				
CLUBHOUSE 4P B	139	222	228	160	45				
CLUBHOUSE 4P HB	139	257	228	160	80				
CLUBHOUSE 4P MB	139	237	228	160	60				
CLUBHOUSE 6P B	139	222	228	240	45				
CLUBHOUSE 6P HB	139	257	228	240	80				
CLUBHOUSE 6P MB	139	237	228	240	60				
COCON LSC	124	133	73	96	43			•	
CODE AC	55, 71 ,169	80,5	53	55	46,5	•	•	•	•
CODE HS	55, 71 ,107, 169	80	45	45	80			•	•
CODE SC	55, 71 ,169	81	53	48	46	•		•	•
COTTON END LBA	128	93	104	128	45				
COTTON HOCKER	128	45	104	104	45				
COTTON LB	128	75	104		45				
COZITO HS	67, 104	112	51	51	80			•	
COZITO SC	67	81	51	51	45			•	
CURRENT AC	54, 71	78	58	57	49			•	•
CURRENT LAC	54, 71	92	78	61	43			•	•

	PAGE	h	h	A	h	📏	✱	Ⓢ	🌿
CURRENT SC	54, 71	78	58	53	49			•	•
DA VINCI 01 - 100 SC	92	78	54	48	46				
DA VINCI 01 - 103 SC	94	78	54	48	46				
DA VINCI 01 - 121 SC	92	78	54	48	46				
DA VINCI 02 - 100 AC	92	77	73	58	46				
DA VINCI 04 - 100 AC	92	86	73	58	46				
DA VINCI 04 - 102 AC	92	86	73	58	46				
DA VINCI 04 - 106 AC	94	77	73	58	46				
DA VINCI 05 - 100 LOW LAC	92, 120	80	83	60	41				
DA VINCI 07 - 101 HS	92, 111	110	53	46	78				
DA VINCI 07 - 108 HS	92, 111	110	53	46	78				
DAHLIA HS	62, 104	111	57	49	80				
DAHLIA MS	104	91	57	49	60				
DAHLIA SC	62	78	57	49	46				
DANAS LAC	118	85	90	72	45				•
DARFORD 01 HS	110	96	55	49	80				
DARFORD 04 HS	87, 110	96	55	49	80				
DARFORD 05 HS	110	110	55	50	81				
DARFORD 06 HS	110	110	55	50	81				
DARFORD AC	87	79	61	55	48				
DARFORD HS	87	96	55	49	80				
DARFORD LAC	87, 120	76	72	67	42				
DARFORD LBA	120	76	72	130	42				
DARFORD METAL AC	66	79	61	55	48				
DARFORD OPEN AC	87	79	61	55	48				
DARFORD WHEELS AC	94	79	61	55	48				
DAUPHINE LBA	127	80	90	217-500	46			•	
DAVOS SC	78	82	50	45	47				•
DUETTO SC	175	85	35	40	47		•		
EAMES PLASTIC CHAIR DSW SC	97	83	55	46,5	43				
ECLIPSE 177 LBA	126	74	108	177	42			•	
ECLIPSE 220 LBA	126	74	108	220	42			•	
ECLIPSE LAC	126	74	108	87	42			•	
EDO HS	62, 104	110	55	40	80				
EDO SC	62	84	64	45	46				
ELJA HS	66, 111	108	56	46	81				
ELJA SC	66	80	53	43	46				
EPOQUE B	135	120	85		46				
EVERETT AC	95	88	57	56	50				
EVORA AC	75	80	62	56	47			•	
EVORA HS	75, 106	112	57	51	80			•	
EVORA SC	75	80	62	54	47			•	
FALKOR END B	125	90	70	90	46				
FALKOR END LB	125	90	77	80	41				
FALKOR LB	125	90	77	90	41				
FALLON AC	89, 117	80	60	64	47			•	
FALLON LAC	89, 117	76	72	76	43			•	
FEATHERTON LAC	119	96	80	72	38				
FERRIS AC	96	83	54	54	48	•			
FERRIS SC	96	83	54	54	48	•			
FIGARO SC	175	78	56	47	46	•	•		
FILO SC	66	85	63	57	49			•	
FINN AC	80	77	49	55	45				•
FINN HS	80	101	49	45	78				•
FINN SC	80	77	47	44	45				•
FIOLI AC	66	79	63	62	46			•	
FIOLI HS	66, 105	115	63	62	80			•	
FIOLI LAC	66, 121	76	64	66	43			•	
FIOLI WHEELS AC	66, 94	79	63	62	46			•	
FIRENZE WOOD AC	174	80	58	56	46	•	•		•
FIRENZE WOOD SC	174	80	58	46	46	•	•		
FLASH AC	83	82	52	53	48			•	•
FLASH HS	83, 109	105	55	43	81			•	
FLASH HS-WB	83	81	55	43	81			•	
FLASH MS	109	84	55	43	60			•	•
FLASH PADDING AC	82	84	53	53	48			•	•
FLASH PADDING HS	82	105	55	43	81			•	•
FLASH PADDING MS	82	84	55	43	60			•	•
FLASH PADDING SC	82	84	53	44	48			•	•
FLASH SC	83	82	52	44	48			•	•
FLASHY HS	109	80	39	39	80			•	
FLASHY MS	109	60	39	39	60			•	•
FREDRIC AC	62	81	66	58	47			•	
FREDRIC SC	62	81	66	45	47			•	
GELATO 102 AC	95	81	54	49	48			•	
GELATO 102 SC	95	81	56	59	48			•	
GELATO 106 AC	90, 94	81	56	59	48			•	

	PAGE	h	h	A	h	📏	✱	Ⓢ	🌿
GELATO 106 SC	95	81	54	49	48			•	
GELATO 113 AC	90	81	56	59	48			•	
GELATO LAC	121	86	72	84	43			•	
GELATO WOOD AC	90	81	56	59	48			•	
GELATO WOOD HS	90	112	55	48	79			•	
GELATO WOOD SC	90	81	54	49	48			•	
GERLIN AC	60	80	50	57	46			•	
GERLIN B	61, 122	93	53	140	46			•	
GERLIN HB	61, 122	113	53	140	80			•	
GERLIN HS	60, 100	112	53	47	80			•	
GERLIN HS-WB	100	82	53	48	82			•	
GERLIN LAC	60	74	65	68	41			•	
GERLIN MESH AC	61	81	51	57	46			•	
GERLIN MESH HS	61, 100	112	53	47	80			•	
GERLIN MESH SC	61	81	51	43	46			•	
GERLIN MS	100	92	51	43	60			•	
GERLIN MS-WB	100	60	53	47	60			•	
GERLIN PLYWOOD AC	61	80	51	57	45			•	
GERLIN PLYWOOD HS	61, 100	80	53	47	80			•	
GERLIN PLYWOOD SC	61	80	51	43	45			•	
GERLIN SC	60	80	50	43	46			•	
GERLIN SC STCK	60	80	50	51	47	•		•	
GERMAIN SC	173	78	61	54	45,5	•	•		
GIROLA AC	168	80	60	59	44	•	•	•	
GIROLA HS	101, 168	106	56	52	80	•	•	•	
GIROLA LAC	168	75	71	65	40	•	•	•	
GIROLA SC	168	80	60	59	44	•	•	•	
HAGAS HS	80, 104	107	51	44	80			•	•
HAGAS SC	80	75	55	46	46			•	•
HANNAH HS	103	80	41	41	80			•	
HELENA AC	175	87	66	61	42	•	•		
HONOLULU LSC	170	89	105	59	41		•		
JACKSON LAC	121	82	74	87	43				
JEFFERSON AC	69	75	57	60	45				
JEFFERSON SPIN AC	69, 95	77	53	60	47				
JODY HS	63, 100	106	51	40	81				
JODY SC	63	81	64	42	47	•			
JONAS AC	72, 175	78	62	59	50	•	•		
JOSEPHINE LBA	127	88	80	160-270	44			•	
KELVIN HS	103	80	43	43	80				
KESY 01 - 100 SC	92	83	58	53	47				
KESY 01 - 106 SC	94	83	58	53	47				
KESY 04 - 100 AC	92	83	61	63	47				
KESY 04 - 102 AC	92	83	61	63	47				
KESY 04 - 106 AC	94	83	61	63	47				
KESY 05 - 100 LOW LAC	120	82	68	70	42				
KESY 07 - 101 HS	92	100	59	55	73				
KESY 09 - 100 B	120	81	64	128	45				
KJELT AC	96	81	61	57	47	•			
LARS LAC	118	78	66	62	41				•
LEVI AC	166	82	58	57	46	•	•		
LEVI HS	101, 166	111	56	55	80	•	•		
LILY LSC	117	69	62	62	44				
LILY WOOD LSC	117	69	62	62	44				
LIM AC	65	81	59	58	48			•	
LINATE AC	66	77	59	60	57			•	
LINDGREN LAC	119	84	76	67	45				•
LINZ AC	76	81	53	51	46				•
LINZ CANE AC	76	81	53	51	46				•
LINZ CANE HS	77, 109	107	50	44	77				•
LINZ CANE SC	76	81	53	45	46				•
LINZ HS	77, 109	107	50	44	77				•
LINZ SC	76	81	53	45	46				•
LITA HS	104	80	40	40	80				
LIVERPOOL HS	103	80	47	47	80				
LIZ HS	103	95	46	50	80				
LOBBY LB	126	70	90		40				
LOEFF B	122	81	60		46				
LOEFF ECO OUTDOOR B	179	86	64		47		•		•
LOEFF HB	122	116	66		80				
LOEFF IROKO OUTDOOR B	179	86	64		47		•		
LOEFF IROKO OUTDOOR HB	179	120	70		80		•		
LOOP HS	102	104	50	52	80			•	
LORY AC	56, 86	81	59	59	48				
LOVENA AC	86	81	57	56	48				
LOVENA AC	86	81	57	56	48				
LOVENA BA	87, 120	81	57	130	46				

SEATING








	PAGE								
LOVENA HIGH BACK 04 HS	87	115	58	49	81				
LOVENA HIGH BACK 05 HS	110	120	71	52	81				
LOVENA HIGH BACK 06 HS	110	120	71	52	81				
LOVENA HIGH BACK HS	87, 111	115	58	49	81				
LOVENA LAC	87, 120	75	72	67	42				
LOVENA LBA	120	76	72	130	42				
LOVENA LOW BACK 01 HS	87, 111	98	58	51	80				
LOVENA LOW BACK 04 HS	111	98	58	51	80				
LOVENA LOW BACK 05 HS	110	102	58	52	81				
LOVENA LOW BACK 06 HS	110	102	58	52	81				
LOVENA LOW BACK HS	86, 87 , 111	98	58	51	80				
LOVENA METAL AC	66	81	57	52	49				•
LOVENA METAL SC	66	80	57	50	49				•
LOVENA OPEN SC	86	81	57	55	48				
LOVENA OPEN WHEELS AC	94	81	57	55	46				
LOVENA SC	86	81	57	55	48				
LOVENA WHEELS SC	94	81	57	52	46				
LUCA AC	68	80	64	62	50				•
LUCA SC	68	80	64	57	50				•
LUGANO HS	107, 175	80	35	35	80		•	•	
LUGANO LS	107, 175	46	35	35	46		•	•	
LUNA CORNER LEFT LB	179	77	88	88	37		•		•
LUNA CORNER RIGHT LB	179	77	88	88	37		•		•
LUNA DINER B	179	89,5	62	130	45		•		•
LUNA LB	179	77	88	140	37		•		•
LUX 04 HS	88, 112	104	64	62	80				
LUX 05 HS	88, 112	104	64	62	80				•
LUX 06 HS	89	104	64	62	80				•
LUX AC	88, 89	76	65	66	50				•
LUX HS	88, 112	104	64	62	80				•
LUX LAC	117	71	70	73	45				•
LUX SC	88	76	66	62	50				•
LUX SMALL SC	88	76	57	56	50				•
LUXEMBOURG AC	170	88	57	65	49	•	•		
LUXEMBOURG HS	170	103	55	45	80	•	•		
LUXEMBOURGH LAC	170	72	87	69	41	•	•		
LUXEMBOURGH SC	170	88	57	52	49	•	•		
LUZERN AC	76	85	55	60	51				•
MACY AC	167	78	58	60	48	•	•		
MACY HS	167	112	67	59	82		•		
MADELEINE BA	130	81	70		48				
MADRID BA	123	84	69		49				
MADRID LBA	123	78	80		42				
MAGDA 00 - 100 SC	93	83	60	57	47				
MAGDA 04 - 100 AC	93	84	63	63	47				
MAGDA 04 - 103 AC	94	84	63	63	47				
MAGDA 04 - 106 AC	94	84	63	63	47				
MAGDA 04 - 110 AC	93	84	63	63	47				
MAGDA 05 - 100 HIGH LAC	119	97	74	70	41				
MAGDA 05 - 100 LOW LAC	93, 120	77	69	70	41				
MAISON HS	103	80	36	36	80				•
MANADO HS	53, 75 , 106	111	55	49	80			•	•
MANADO SC	53, 75	78	54	49	46			•	•
MANU 04 - 100 AC	93	76	58	66	46				
MANU 04 - 103 AC	94	76	58	66	51,5				
MANU 04 - 106 AC	94	76	58	66	46				
MANU 04 - 107 AC	93	76	58	66	46				
MANU 07 - 101 HS	93, 111	105	58	66	75				
MANU 07 - 108 HS	93	105	58	66	75				
MARAIS AC	172	85	59	53	45,5	•	•		
MEGAN 04 - 100 AC	93	83	59	71	48				
METRO SC	63	80	51	44	46,5	•			
METZ SC	97	80	49	40	46				
MICHELLE AC	72, 175	80	57	44	47	•	•		
MICHELLE HS	72, 107 , 175	111	54	42	80			•	
MICHELLE INDOOR AC	72	80	57	59	49				
MICHELLE INDOOR HS	72, 107	111	54	42	82				
MICHELLE INDOOR SC	72	80	57	59	47	•	•		
MICHELLE SC	72, 175	80	57	59	47	•	•		
MIDTOWN B	125	90	74		47				
MINO HS	111	110	59	53	85				•
MINO SC	67	78	57	53	46				•
MISTRAL AC	64	84	60	58	47				•
MODENA AC	91	86	62	56	50				
MODENA HS	91, 112	109	56	54	80				
MODENA LAC	119	80	76	70	44				








	PAGE								
MODENA SC	91	86	66	56	50				
MODULAR LB 1-SEATER	129	73	75	75	41				•
MODULAR LB 1-SEATER HOCKER	129	41	75	75	41				•
MODULAR LB 2-SEATER	129	73	75	125	41				•
MODULAR LB 2-SEATER ARMREST LEFT	129	75	75	150	41				•
MODULAR LB 2-SEATER HOCKER	129	41	75	125	41				•
MODULAR MEDIUM B	129	79	80	130	46				•
MODULAR XL 138 B 1-SEATER LEFT	129	138	110	100	46				•
MODULAR XL 138 B 1-SEATER RIGHT	129	138	110	100	46				•
MODULAR XL 170 B 2-SEATER LEFT	129	170	110	140	46				•
MODULAR XL 170 B 2-SEATER RIGHT	129	170	110	140	46				•
MODUS HS	102	106	50	50	80				
MOLISE 06 HS	112	107	57	63	80				
MOLISE AC	88, 119	76	64	67	48				
MOLISE HS	88, 112	107	57	63	80				
MOLISE METAL AC	88	76	64	67	48				
MOLISE SMALL AC	88	77	56	63	52				
MOMA BA	126	80	64		45				
MONARCH AC	83	77	60	62	48				
MONTANA COVER AC	170	80	51	58	46		•	•	
MONTANA CUSHION AC	170	80	51	58	46		•	•	
MONZA SC	95	84	52	48	47	•			
MORETTI HS	104	80	36	46	80				•
NASSAU 533 SC	97	82	49	44	47	•			
NASSAU 537 HS	97, 100	93	56	46	76	•	•		
NEW YORK BATYLINE AC	170	84	57	57	45	•	•		
NIBOR SC	67	78	55	53	48				•
NICOLE B	160	45	45	60-250					
NIRVANA 05-125 LOW LAC	121	84	90	93	42				
NIRVANA 124 HIGH LAC	121	114	95	90	41				
NOLIA B	123	85	70	140	47				
NOODLE LAC	119	77	68	81	45				•
NOOR	62, 175	84	50	50	55		•	•	
NOTO SC	171	77	46	42	46	•	•	•	
NOTO TEAK SC	171	77	46	42	46	•	•	•	
NOVALIS AC	83	80	57	58	49				•
NURA LAC	119	78	67	69	47				
NUTA AC	97, 168	79	55	52	45	•	•		
NUTA ECO HS	97, 168	102	47	48	78	•	•		
NUTA ECO SC	97	79	55	52	45	•	•		•
NUTA HS	100	102	47	48	78	•	•		
NUTA SC	97, 168	79	55	52	45	•	•		
OCALA AC	167	76	47	59	45	•	•		
OCALA HS	101, 167	104	56	56	80		•		
OLAV QUARTER B	180	92	110		45		•		
OLYN HS	64, 104	111	50	43	80				•
OLYN HS-WB	64, 104	80	41	41	80				•
OLYN SC	64	81	51	44	47				•
ORBIT AC	64	83	57	62	48				•
ORBIT HS	64, 105	106	58	52	80				•
ORBIT SC	64	83	57	62	48				•
ORIGA BA	130	111	69	80-100-120	47				
ORIGA BA END LEFT	130	111	69	84-104-124	47				
ORIGA BA END RIGHT	130	111	69	84-104-124	47				
OSO B	129	125	75	184-409	48				•
OSO LAC	129	75	80	100-220	40				•
OWEN LSC	117	75	72	72	43				
OWEN LSC SWIVEL	117	75	72	72	43				
PADDY HS	79	110	53	51	81				
PADDY SC	79	79	54	53	48,5				
PADOVA AC	91	77	67	60	47				
PADOVA HS	91, 112	103	57	53	79				
PADOVA SC	91	81	64	55	50				
PANDA AC	175	81	61	56	44	•	•		
PAPAS 05 LSC	95, 121	84	75	67	44				
PAPAS 05 XL LSC	95, 121	83	75	85	44				
PAPAS 1-01 SC	95	84	56	53	48	•			
PAPAS 2-01 SC	95	84	56	53	48	•			
PAPAS 2-02 AC	95	84	58	57	48	•			
PAPAS 2-07 HS	95, 104	101	55	53	75	•			
PARMA AC	90	83	65	63	48				
PARMA HS	90, 112	109	57	52	80				
PARMA LAC	119	76	72	68	46				
PARMA SC	90	83	58	56	48				
PEBBLE HS	82, 109	107	56	46	80			•	•
PEBBLE LSC	82, 118	71	61	54	43			•	•

	PAGE	h	h	A	h	⌂	*	Ⓢ	🌿
PEBBLE SC	82	80	51	45	48			•	•
PRAAG AC	175	79	66	56	46	•	•	•	
PRAAG SC	175	79	66	56	46	•	•	•	
PRESS AC	53, 70	80	56	54	48			•	•
PRESS HS	53, 70, 105	116	53	52	80			•	•
PRESS SC	53, 70	84	67	44	43			•	•
PRESS SC STCK	70	84	67	44	46	•		•	•
PRIM AC	85	81	59	60	46			•	
PRIM CONIC AC	85	81	59	60	46			•	
PRIM CONIC SC	85	81	59	54	46			•	
PRIM SC	85	81	59	54	46			•	
RADIO HS	66, 104	107	52	47	80				
RADIO LSC	121	74	66	64	41				
RADIO SC	66	78	57	52	46				
RAFF SC	79	82	48	56	50				
REUNITED HS	67, 112	110	54	52	80			•	
REUNITED SC	67, 112	77	54	52	46			•	
REVOLVER HS	103	76	34	34	76			•	
ROCCO LBA	127	78	90		42			•	
RODAR 04 HS	69, 111	110	55	53	81				
RODAR 05 HS	69, 111	110	54	54	81				
RODAR 06 HS	69, 111	110	54	54	81			•	
RODAR HS	69, 111	107	55	53	80				
RODAR SC	69	78	60	54	48				
RODAR WHEELS SC	69, 94	70-83	60	53	40-53			•	
RODAR WOOD SC	69	78	60	54	48			•	
ROM AC	85	83	60	56	50			•	
ROM HS	85, 112	108	60	49	80			•	
ROM OPEN AC	85	83	60	56	50				
ROM OPEN SC	85	83	60	56	50				
ROMAN AC	170	79	58	55	45	•	•		
ROMAN ROPE AC	167	79	58	55	45	•	•	•	
ROOSEVELT SC	69	80	55	51	48			•	
RUSH AC	83	80	53	52	46			•	•
RUSH SC	83	80	53	43	46			•	•
S-17 HS	100	115	62	54	78	•		•	
S-17 SC	62	80	50	54	46	•		•	
S-17 SC LINKING	62	80	50	54	46	•		•	
S-17 SC STCK	62	80	50	54	46	•		•	
SADDLE HS	109	82	48	43	80				•
SAKURA HS	108	80	35	35	80				
SALVO AC	91	77	67	61	46				
SALVO HS	91, 112	103	58	54	79				
SALVO LAC	91	76	73	71	45				
SALZBURG AC	76	84	60	60	45				•
SAMI AC	167	78	53	56	46	•	•		
SAVOIR B	122	88	69	100 - 180	48				
SERPENT AC	74	82	52	52	47 49			•	•
SEVILLA B	178	85	70	140	48		•		
SEVILLA QUARTER B	178	85	120	120	48		•		
SHIMA 110 LS	128	70	110	110	47			•	
SHIMA 38 LS	128	47	38	38	47			•	
SHIMA 65 LS	128	70	65	65	47				
SIGMA B	180	91	46	140	45		•		
SIGMA CORNER B	180	91	46	78	45		•		
SIGMA HB	180	125	66	140	80		•		
SIGRID LAC	119	77	75	68	48				
SIGRID LSC	119	77	75	68	48				
SIX LAC	119	76	74	70	45				
SIX LBA	119	76	73	130	47				
SKALA AC	80	81	55	54	47				•
SOHO CLUB 120 B	125	85	75	75	49				
SOHO CLUB CORNER B	125	85	75	75	49				
SOHO DINER 120 B	125	100	67	120	49				
SOHO DINER END 90 B	125	100	67	90	49				
SOHO LB	125	73	82	82	41				
SOLA AC	171	80	58	56	43	•	•		
SONAR B	123	86	62	per m	46				
SONAR HB	123	120	62	per m	46				
SPARKY AC	52, 70	84	57	57	47			•	•
SPARKY HS	52, 70, 105	112	55	52	80			•	•
SPARKY SC	52, 70	84	57	52	47	•		•	•
STAN HS	101, 166	80	39	39	80		•		
STUDENT HS	100	108	55	49	80	•			
STUDENT MS	100	88	55	49	60	•			
STUDENT SC	62	76	55	49	46	•			










	PAGE	h	h	A	h	⌂	*	Ⓢ	🌿
TACO AC	72, 174	79	54	58	46			•	•
TACO HS	72, 107, 174	101	46	43	80			•	•
TACO SC	72, 174	81	54	46	46			•	•
TAPE B 140	176	84	74	140	48			•	•
TAPE END LEFT BA 140	176	84	74	140	48			•	•
TAPE END LEFT LBA 140	176	78	74	140	43			•	•
TAPE END RIGHT BA 140	176	84	74	140	48			•	•
TAPE END RIGHT LBA 140	176	78	74	140	43			•	•
TAPE LAC	176	78	84	90	43			•	•
TAPE LBA 140	176	78	74	140	43			•	•
TAPE LBA 160	176	78	84	160	43			•	•
TAPE QUARTER B	176	84	117	117	48			•	•
TAPE QUARTER LBA	176	78	117	117	43			•	•
TATAMI 306 AC	174	78	62	58	44	•	•		
TEMPO REC LS	128	45	42	85	45				
TEMPO RND LS	128	45	39	39	45				
TEMPO RND MS	128	60	39	39	60				
TEMPO RND XL LS	128	45	66	66	45				
TEMPO SQ HS	128	42	80	80	42				
TEMPO SQ LS	128	45	42	42	45				
TEMPO SQ MS	128	60	42	42	60				
TEMPO SQ XL	128	45	80	80	45				
TERRA 2-SEATER BA	177	83	72	140	46			•	•
TERRA B	177	83	72	140	48			•	•
TERRA END LEFT B	177	83	72	140	48			•	•
TERRA END RIGHT B	177	83	72	140	48			•	•
TERRA LBA	177	77	72	140	40			•	•
TERRA QUARTER B	177	83	117	117	46			•	•
TONIC AC	65	80	50	54	46			•	
TONIC HS	65, 104	111	50	48	80			•	
TONIC SC	65	80	50	47	46			•	
TRUMAN LAC	121	102	102	74	37				
TUBE AC	65	80	53	53	47			•	
TUBE HS	65, 104	106	49	44	80			•	
TUBE SC	65	80	53	50	47			•	
TUBE WOOD AC	65	80	53	53	47			•	
TWINE AC	73, 173	77	65	61	45	•	•		
TWINE LS	72, 175	46	40	40	46			•	
TWIST LSC	72, 174	93	69	70	36			•	
TYMO AC	77	84	66	57	45				•
TYMO HS	77, 109	111	49	48	78				•
TYMO SC	77	84	51	49	45				•
UMEA HS	81, 109	110	54	48	80				•
UMEA SC	81	79	52	48	45 46				•
VALENCIA B	123	85	69		49				
VARSO CORNER LB	128	75	90	90	43				
VARSO LB	128	75	90	65	43				
VELVET LBA	128	83	91		47				
VENICE AC	174	84	49	57	46				
VIC SC	167	77	57	58	45	•	•		
VIENNA LS	67	48	45	45	48				
VIGO AC	79	78	55	58	48				•
VIVALDI HS	74, 106	104	47	44	80 83				
VIVALDI SC	74	76	47	44	46 49				
WALDORF 01 HS	112	109	57	49	80				•
WALDORF 04 HS	89, 112	109	57	49	80				•
WALDORF 05 HS	89	110	57	50	82				•
WALDORF 06 HS	89, 99, 112	110	57	50	82				•
WALDORF 40 LS	89, 117	40	62	62	40				•
WALDORF 46 LS	89, 117	46	62	62	46				•
WALDORF AC	89	79	63	68	46				•
WALDORF HS	89, 112	109	57	49	80				•
WALDORF LAC	89, 117	78	69	74	42				•
WILSON LAC	121	82	70	67	40				
XAVA AC	165, 166	83	60	57	46	•	•		
XAVIER HS	103	75	44	44	75	•			
XAVIER LS	103	45	40	40	45	•			
YARA LSC	116	74	67	64	46				
YOSHI HS	79, 109	107	49	46	80				
YOSHI SC	79	80	53	45	47				•
YUP AC	167	80	55	54	46	•	•	•	
ZEST AC	68	80	55	54	49				
ZEST HS	68, 111	112	55	54	80				
ZEST HS-WA	68, 111	112	55	52	80				
ZEST SC	68	80	55	52	49				

TABLE BASES










	PAGE							
203-22 TB	154	73		ø 70 70x70		•		
203-522 TB	154	73		120x80		•		
AMELIE 2 HTB	151	107	40x75	120				
AMELIE 2 TB	151	73	40x75	120				
AMELIE RND 45 HTB	151	107	45	ø 70 70x70				
AMELIE RND 45 TB	151	73	45	ø 90 80x80				
AMELIE RND 60 TB	151	73	45	ø 120 100x100				
AMELIE SQ 40 HTB	151	107	40	ø 70 70x70				
AMELIE SQ 40 TB	129, 151	73	40	60-80				
AMELIE SQ 60 HTB	151	107	60	ø 90 80x80				
AMELIE SQ 60 TB	151	73	60	ø 100 100x100				
ARLANDA HTB	157	107	80-100	80-300		•		
ARLANDA MTB	157	87	80-100	80-300		•		
ARLANDA TB	157	73	70-100	80-250		•		
BALLET HTB	146, 156	107	ø 50	- ø 90		•		
BALLET TB	156	73	ø 60	- ø 140		•		
BELL TB	153	73	40	70				
BONITA RND HTB	153	107	ø 40	ø 70 70x70				
BONITA RND TB	153	71	ø 40	ø 70 70x70				
BONITA SQ HTB	153	107	40x40	ø 70 70x70				
BONITA SQ TB	153	71	40x40	ø 70 70x70				
CAPSULE 2 HTB	150	107	75x40	120 x 70 cm		•		
CAPSULE 2 TB	150	73	75x40	140x80		•		
CAPSULE LTB	150	44	ø 32	- ø 60		•		
CAPSULE RND 45 HTB	150	107	ø 45	ø 70 70x70		•		
CAPSULE RND 45 TB	150	73	ø 45	ø 80 80x80		•		
CAPSULE RND 60 HTB	150	107	ø 60	ø 90 80x80		•		
CAPSULE RND 60 TB	150	73	ø 60	ø 120 100x100		•		
CAPSULE SQ 40 HTB	150	107	ø 40	ø 70 70x70		•		
CAPSULE SQ 40 TB	150	73	40x40	ø 80 80x80		•		
CONIC TB	157	74	100	250				
DOBLO RND HTB	153	107	ø 45	ø 70 70x70				
DOBLO RND TB	153	73	ø 45	ø 80 80x80				
DOMINIQUE-2 TB	154, 187	71		120x80		•		
DOMINIQUE-3 TB	154, 187	71		ø 70 70x70		•		
DOMINIQUE-4 TB	154, 187	71		ø 80 80x80		•		
FACTORY OVAL TB	156	73	100 - 120	200-300				
FACTORY TB	156	70	100	-300				
FLAT 9410 TB	152	73	45	ø 80 80x80				
FLAT 9414 HTB	152	107	60	ø 70 70x70				
FLAT 9430 TB	152	73	60	ø 120 100x100				
FLAT 9440 TB	153	73	40	ø 80 80x80				
FLAT 9462 TB	153	73	75x40	120				
FLAT 9470 TB	153	73	60x40	110				
FLAT 9480 TB	152	73	82	ø 140 130x130				
FLAT 9490 TB	153	73	60	ø 120 100x100				
FLAT ADJUSTABLE RND 60 TB-HTB	143	73 - 107	ø 60	ø 90 90x90				
FLAT ADJUSTABLE SQ 60 TB-HTB	143	73 - 107	60	ø 90 90x90				
HANNAH LT	161	43	55	55				
ILARIO TB	151	73	40	ø 80 80x80				
KURA LARGE LT	161	44	30	60-80				
KURA SMALL LT	161	37	45	40-50				
LIBERTY 4200 TB	151	73	40	60-80				
LYON-3 HTB	154, 187	107		ø 60 60x60		•		
LYON-3 TB	154, 187	72		ø 70 70x70		•		
LYON-4 TB	154, 187	72		ø 80 80x80		•		
MAMBO-2 TB	154, 186	72		120x80		•		
MAMBO-3 HTB	186	107		60-70		•		
MAMBO-3 TB	154,186,	72		ø 70 70x70		•		
MAMBO-4 TB	154,186,	72		ø 80 80x80		•		
MAMBO-5 TB	186	72		90-120		•		
MEMPHIS 2 HTB	150	107	75x40	120x70				
MEMPHIS 2 TB	150	73	75x40	140x80				
MEMPHIS RND 45 HTB	150	107	ø 45	ø 70 70x70				
MEMPHIS RND 45 TB	150	73	ø 45	ø 80 80x80				
MEMPHIS RND 60 HTB	150	107	ø 60	ø 120 100x100				
MEMPHIS RND 60 TB	150	73	ø 60	ø 90 80x80				
MEMPHIS SQ 40 HTB	150	107	40	ø 70 70x70				
MEMPHIS SQ 40 TB	150	73	40	ø 80 80x80				
MERA LARGE LT	161	47	36	40				


	PAGE							
MERA PLECTRUM LT	161	37	59x51	-				
MERA SMALL LT	161	37	72	80				
MIKADO HTB	159, 184	107	197x79	200x80		•	•	
MIKADO TB	159, 184	73	238x99	240x100		•	•	
NADINE 2-TB	152	72	45x78	80x140		•		
NADINE RND 45 HTB	152	107	45	ø 70 70x70		•		
NADINE RND 45 TB	152	72	45	ø 80 80x80		•		
NADINE RND 60 TB	152	72	60	ø 120 100x100		•		
NADINE SQ 45 HTB	152	107	45	ø 70 70x70		•		
NADINE SQ 45 TB	152	72	45	80x80		•		
NANO RND TB	153	73	45	70				
NEW YORK HTB	183	110		80		•		
NEW YORK TB	183	76		80		•		
OCTA-2 TB	155	72		130x80				•
OCTA-4 ENLARGED TB	155	72		ø 80 80x80				•
OCTA-4 TB	155	72		ø 70 70x70				•
PILON HTB	156	107		ø 70 70x70				
PILON LARGE TB	156	73	79	ø 140 120x120				
PILON LTB	156, 161	37	46	ø 50 ø 70		•		
PILON OUTDOOR LARGE TB	187	73	79	ø 140 120x120		•		
PILON OUTDOOR LTB	187	37	46	ø 50 ø 70		•		
PILON OUTDOOR SMALL TB	187	73	45	ø 90 80x80		•		
PILON RECT LARGE TB	156	73	195x55	300x140				
PILON RECT SMALL TB	156	73	155x60	240x100				
PILON TB	156	73	45	ø 90 80x80				
PINTO HTB	155, 186	107		ø 60 60x60		•		
PINTO TB	155, 186	73		ø 70 70x70		•		
PIRAN 2 TB	154	73		120x80				
PIRAN LARGE TB	154	73		ø 80 80x80				
PIRAN SMALL TB	154	73		ø 70 70x70				
PROFESSIONAL 4580 TB	143	73	80	140-200				
S-17 TB	62, 157	74		120x80 220x100		•		
SIM HTB	156	107	55	ø 70 - 80				
SPEEDO-3 HTB	155, 187	110		ø 70 60x60				
SPEEDO-3 TB	155, 187	73		ø 70 70x70		•	•	
SPEEDO-4 HTB	155, 187	110		ø 70 70x70		•	•	
SPEEDO-4 TB	155, 187	73		ø 80 80x80		•	•	
STABLETABLE HTB	155, 185	108		ø 70 70x70		•	•	
STABLETABLE LARGE TB	155, 185	70		ø 120 100x100		•		
STABLETABLE MEDIUM TB	155, 185	70		ø 80 80x80		•		
STABLETABLE NOUVEAU TB	154, 185	70		ø 70 70x70		•	•	
STABLETABLE RISE TB	185	72		ø 70 70x70		•	•	
STABLETABLE SMALL TB	155, 185	70		ø 70 70x70		•	•	
STEEL HTB	157	111	78-98	78-298				
STEEL TB	157	76	68-88	68-138				
TIP MTB	148, 159	90 (220)	95	140x80 - 240x100		•		•
TIPi HTB	148, 159, 184	110 (220)	95	140x80 - 240x100		•		•
TIPi TB	148, 159, 184	76 (220)	95	140x80 - 240x100		•		•
TOM HTB	157, 183	107		180 - 300				
TRUMPET 4840 TB	151	73	56	120				
VERSO 2 TB	186	72		110-130		•		
VERSO 3 TB	186	72		60-70		•		
VERSO 4 HTB	186	107		70-80		•		
VERSO 4 TB	186	72		70-80		•		
VERSO 5 TB	186	72	90	90		•		
VIDA RND 45 HTB	152	73	45	ø 70 70x70				
VIDA RND 45 TB	152	70	45	ø 80 80x80				
VIDA SQ 40 HTB	152	73	40	ø 70 70x70				
VIDA SQ 40 TB	152	70	40	ø 80 80x80				
VIDA WOOD RND 45 HTB	153	110	45	ø 70 70x70				
VIDA WOOD RND 45 TB	153	73	45	ø 80 80x80				
VIDA WOOD SQ HTB	153	110	40	ø 70 70x70				
VIDA WOOD SQ TB	153	73	40	ø 80 80x80				
YPSILON 4790 TB	155, 186	73		60-70		•	•	
YPSILON 4794 HTB	155, 186	110		60t		•		

TABLES

	PAGE									
AREA T	181	59		40					•	
ARON LT	161	37	33	33						
BARK HT	158	110	100	300-500					•	
BIRDCAGE LARGE LT	161	42	62	62						
BIRDCAGE SMALL LT	161	42	47	47						
BJORN LARGE LT	161	48	70	70						
BJORN SMALL LT	161	38	50	50						
BREWER T	160	76	100	200-300					•	•
DENTRO 4P T	144, 158, 182	76	173	140	46	•			•	
DENTRO 8P T	144, 158, 182	76	173	220	46	•			•	
DUETTO T	175	76	60	60					•	
FLAG LT	161, 188	52	38	37					•	
FORGE T	160	76	80-100	200-300					•	•
LEGS T	160	76	80-100	120-300					•	•
LORD T	143	73		80-160						
MAGNUS TB	54, 158	76	ø150-180	ø150-180						•
			100-120	200-450						
MISTRESS HT-H	157	110	80-90	80-250						
MISTRESS T	157	75	70-120	70-250						
MODULAR LT	129	72	40	50					•	
NICOLE T	160	72	70-120	70 -250						•
OMNIA T	142	76	70-80	130-160						
ORION T	142	71	137 en 157	77						
PICK UP LT	161, 188	56	52	52					•	
PLUS LT	161, 188	43	42	42					•	•
RIVER 140 T	183	76	86	138					•	•
RIVER 200 HT	183	110	86	208					•	•
RIVER 260 T	183	76	100	200					•	•
RIVER 80 HT	183	110	86	86					•	•
RIVER 80 T	183	76	86	86					•	•
SALAMANCA RND T	182	75	168	168	45	•				
SALAMANCA T	182	75	200	182	45	•				
SOLID MT	160	90	100-150	120-450						•
SOREN LT	161	40/50	nvt	50						
STEEL HT	183	111	78-98	78-298					•	
STEEL T	183	76	68-88	68-138					•	
STRATOS RECT T	182	76	193	250					•	•
STRATOS RND T	182	76	246	253					•	•
SVEN LARGE LT	161, 188	36	90	90					•	
SVEN SMALL LT	161, 188	48	50	50					•	
TREE T	158	76	100	100-500					•	•

OTHERS

	PAGE									
ALLEGRO TROLLEY	96									
BLOOM PLANTER	144, 188	100	41	120					•	
BLOOM WALL	144, 188	161	45	126					•	
BOTANIA PLANTER	188	100	28	119					•	
FLORENCE	144	188	50	50						
GESTU	144	185	45	45						
KILO	188	43	53	53					•	
KJELT TROLLEY	96									
NOMAD TROLLEY	144, 188	105	63	113					•	
OLAV B SEAT CUSHION	180									
OMNIA TROLLEY	143									
POWER SOCKET 2 USB	139		4,5	20,1						
POWER SOCKET 3 USB C	139		4,5	26						
PUK WIRELESS CHARGER	139		5	ø 8						
PUK WIRELESS CHARGER HDMI HUB	139		5	16,8						
RIO PILLOW CASE	188	80	73	139					•	
SERVICE TROLLEY	144, 188	180	77	150						
SUN SB	188	34	207	59	34				•	
TACTILE HIGH 100	141	200	35	100						
TACTILE HIGH 150	141	200	35	150						
TACTILE HIGH 200	141	200	35	200						
TACTILE HIGH 250	141	200	35	250						
TACTILE LOW 100	141	82	35	100						
TACTILE LOW 150	141	82	35	150						
TACTILE LOW 200	141	82	35	200						
TACTILE LOW 250	141	82	35	250						
TACTILE MULTIBOARD	140	199	45	162						
TACTILE TRIBUNE	140	160	35	100	46					
TACTILE TRIBUNE STAIRS	140	54	35	50						
TERRA QUARTER COVER	177									
TERRACE CHAIN SET	188									
VERJO RND	188	250							•	
VERJO SQ	188	250							•	



All shown pictures can deviate from reality. Variations possible to actual finish and sizes.
Misprints or printing errors with reservation. The products in our collection are available
in different versions. Discover the possibilities at www.satelliet.net



SATELLIET®

hospitality furniture

Satelliet hospitality furniture

BREDA | THE NETHERLANDS | HEAD OFFICE

+31 76 522 53 10 • www.satelliet.net



SATELLIETHOSPITALITYFURNITURE

The Netherlands

Amsterdam

tt. Melissaweg 43
1033 SP Amsterdam
Tel.: +31 20 633 51 88

Dalfsen

Korenstraat 71
7722 RS Dalfsen
Tel.: +31 529 43 53 35

Breda

Haagweg 241-243
4812 XD Breda
Tel.: +31 76 522 53 10

Proud partner of

Inspirium Breda
Inspirium Amsterdam
www.inspirium.nl

Satelliet international

Belgium

Satelliet Belgium BVBA
www.satellietbelgium.be

Norway

Satelliet Norge AS
www.satelliet.no

Germany

Satelliet Deutschland
www.satelliet.de

Switzerland

Satelliet Schweiz
www.satelliet.ch

Luxembourg

Satelliet Luxembourg
www.satelliet.lu

United Kingdom

Satelliet-UK
www.satelliet.co.uk

International partners

Estonia

Nord Interactives
www.nord-interactives.com

Finland

Modeo Oy
www.modeo.fi

Sweden

Resize Design
www.resizedesign.se