



AZIMUTH

FINE PORCELAIN STONEWARE

STRENGTH AND BEAUTY
MADE IN ITALY

★★★★★
MONOCIBEC[®]
FINCIBEC GROUP



STRENGTH AND BEAUTY MADE IN ITALY

For more than 60 years, MONOCIBEC has worked at the cutting edge of technological and aesthetic innovation in high-strength porcelain stoneware floor and wall tiles.

Today, it is the ideal partner for architects, interior designers, decorators and users, with solutions for the design and decoration of every type of commercial, technical and public space and private home.

FORZA E BELLEZZA MADE IN ITALY

MONOCIBEC è da oltre 60 anni protagonista della innovazione tecnologica ed estetica del gres porcellanato ad alta resistenza per pavimenti e rivestimenti.

Si propone oggi come il partner ideale per architetti, interior designer, arredatori ed utilizzatori finali, per la progettazione e realizzazione di ogni tipo di ambiente nell'edilizia commerciale, tecnica, pubblica e abitativa.



TIME

PAG 10



ALPHA

PAG 16



ALPHA + GRAVITY

PAG 22



MERIDIAN

PAG 28



VECTOR

PAG 34



PAG 42



GRAVITY

PAG 46



IT DOES
NOT BURN
NON BRUCIA

ENVIRONMENT
FRIENDLY
AMBIENTALE
L'AMBIENTE

SAFE
SICURO

HYGIENIC
IGIENICO

LONG
LASTING
DURA
A LUNGO

VERSATILE
VERSATILE

RESISTANT
RESISTENTE

STABLE
STABILE

Questa comunicazione è realizzata in partnership con
This communication is done in partnership with

ceramica ■ info

www.ceramica.info

FINE PORCELAIN STONEWARE. A SAFE CHOICE

IL GRES PORCELLANATO. UNA SCELTA SICURA

Fine porcelain stoneware is created out of a blend of top-quality raw materials, appropriately processed and fired at a temperature till 1250°C to guarantee complete vitrification.

Porcelain stoneware products offer outstanding hardness, resistance, compactness, non-absorbency and frost-proofing, making them uniquely high-performing materials for use in architecture in a great variety of different contexts.

Il gres fine porcellanato nasce da un mix di materie prime pregiate, opportunamente lavorate e sottoposte a cottura a una temperatura fino a 1250°C che ne garantisce la perfetta greificazione. I prodotti in gres porcellanato presentano caratteristiche di eccezionale durezza, resistenza, compattezza, inassorbenza e ingelività che li rende inimitabili, per prestazioni, nell'impiego in architettura nei più svariati ambiti di utilizzo.

NATURAL SURFACE

The natural finish captures the original essence of the material and underlines its aesthetic qualities, such as colouring, veins and textures. Resistant and versatile, the natural surface finish is recommended for use on floors and walls in residential, commercial and public high traffic areas.

SUPERFICIE NATURALE

La finitura naturale permette di cogliere l'originale essenza materica del prodotto esaltandone le qualità estetiche, incluse le colorazioni e le eventuali venature e texture. Resistente e versatile, questa superficie è indicata per la posa a pavimento e a parete negli spazi residenziali, commerciali e pubblici ad alto traffico.

BRUSHED SURFACE

Brushing is a special way of working the ceramic surface to produce a slight but continuous glossy effect which evenly underlines the material's structure. Brushed surfaces evoke the attraction of lived-in materials and underline the product's aesthetic features, the depth of colour and the realism of details in various different graphic designs. Used to cover floors and walls, brushed materials are particularly recommended for use in residential spaces, but can also set off the design of commercial and public spaces with medium traffic intensity.

SUPERFICIE MOLATA

La molatura è una particolare lavorazione della superficie ceramica in grado di produrre un leggero ma continuo effetto lucido che asseconda in maniera uniforme la struttura del materiale. Le superfici molate evocano il fascino della materia vissuta ed esaltano l'estetica del prodotto, la profondità dei colori e il realismo dei dettagli delle diverse grafiche. Impiegati nel rivestimento di pavimenti e pareti, i prodotti molati sono particolarmente indicati negli spazi residenziali, ma possono arricchire anche il design degli spazi commerciali e pubblici a traffico medio.

GRIP SURFACE

The Grip surface offers the perfect combination of beauty, dependability and safety for outdoor pavements, public and commercial spaces, and pathways on private land specifically requiring high resistance to temperature excursions, frost, damp and fire. This type of surface can withstand considerable static and dynamic loads. It has a high friction coefficient and a non-slip surface. It offers a high degree of resistance to stains, solvents, cleaning products, acids and salt. It is unaffected by moss or mould. Easy cleaning. Fincibec ISO 13006 Bla porcelain stoneware with a high level of vitrification is unalterable over time and offers the best possible response to all requirements, while guaranteeing visual continuity between indoors and outdoors in the case of product lines available with multiple surface finishes.

SUPERFICIE GRIP

La superficie Grip è il giusto connubio tra estetica, affidabilità e sicurezza ed è idonea per la realizzazione di pavimentazioni delle aree esterne, degli spazi pubblici, commerciali e dei passaggi delle aree private dove sono richiesti requisiti specifici. Alta resistenza agli sbalzi termici, al gelo, all'umidità e al fuoco. Idoneità a sopportare notevoli carichi statici e dinamici. Elevato coefficiente di attrito e sicurezza alla scivolosità. Forte resistenza alle macchie, ai solventi, ai detergenti, agli acidi, al sale. Inattaccabilità da muffe e muschi. Facile pulibilità. Il gres porcellanato Fincibec ISO 13006 Bla, ad elevata greificazione ed inalterabile nel tempo, risponde nel modo migliore a tutte queste necessità garantendo inoltre per le serie con più finiture superficiali continuità visiva tra gli ambienti interni ed esterni.

AZIMUTH

FINE PORCELAIN STONEWARE



★★★★★
MONOCIBEC®
FINCIBEC GROUP

AZIMUTH

FINE PORCELAIN STONEWARE

The evolution of the ceramic material - applied to the contemporary vision of living spaces - takes shape in Azimuth surfaces for interior and exterior design. A container of stone-effect porcelain stoneware solutions aimed at the functional needs of design that opens up original perspectives for bespoke furnishing and decoration. The expressiveness of the proposals stems from the sober and elegant colour selection and the finishes that allow the light to emphasise the personality of the collection in a different way each time.

L'evoluzione della materia ceramica, applicata alla visione contemporanea degli spazi di vita, prende forma nelle superfici Azimuth per il design d'interni ed esterni. Un contenitore di soluzioni in gres porcellanato effetto pietra rivolto alle esigenze funzionali della progettazione che apre prospettive originali per l'arredo su misura e la decorazione. L'espressività delle proposte nasce dalla selezione cromatica, sobria ed elegante, e dalle finiture che permettono alla luce di sottolineare in maniera ogni volta diversa la personalità della collezione.



WATCH THE VIDEO



COLOURS COLORI



GRAVITY



MERIDIAN



TIME




VECTOR



ALPHA

RANGE GAMMA

7 mm




120x278 cm 47"x109,5"




GRAVITY VECTOR ALPHA

9 mm




120x120 cm 47"x47"



60x120 cm 24"x47"



GRAVITY MERIDIAN TIME VECTOR ALPHA



60x60 cm 24"x24"



GRAVITY MERIDIAN TIME VECTOR ALPHA

SURFACES SUPERFICI

BRUSHED MOLATA

NATURAL NATURALE

GRIP

EDGE BORDO

RECTIFIED RETTIFICATO

THICKNESS SPESSORI

7 mm | 9 mm

AZIMUTH

FINE PORCELAIN STONEWARE

TIME



Wall

Fascia Zenith 60x120 cm | 24"x47" | Brushed Rect.





Setting realized with / Ambiente realizzato con:

Floor

Time 60x120 cm | 24"x47" | Nat. Rect.

Time 60x120 cm | 24"x47" | Grip Rect.

Wall

Time 60x120 cm | 24"x47" | Brushed Rect.

Fascia Zenith 60x120 cm | 24"x47" | Brushed Rect.



TIME

AZIMUTH



Floor

Time 60x120 cm | 24"x47" | Grip Rect.

AZIMUTH

FINE PORCELAIN STONEWARE



ALPHA



Setting realized with / Ambiente realizzato con:

Floor

Alpha 60x120 cm | 24"x47" | Nat. Rect.

Wall

Alpha 120x278 cm | 47"x109,5" | Brushed Rect.

Alpha 60x120 cm | 24"x47" | Brushed Rect.

Fascia Obsidian 60x120 cm | 24"x47" | Brushed Rect.





Setting realized with / Ambiente realizzato con:

Floor

Alpha 60x120 cm | 24"x47" | Nat. Rect.

Wall

Alpha 120x278 cm | 47"x109,5" | Brushed Rect.

Alpha 60x120 cm | 24"x47" | Brushed Rect.

Fascia Obsidian 60x120 cm | 24"x47" | Brushed Rect.



ALPHA

AZIMUTH



Floor

Alpha 60x120 cm | 24"x47" | Nat. Rect.

AZIMUTH

FINE PORCELAIN STONEWARE

ALPHA + GRAVITY



Setting realized with / Ambiente realizzato con:

Floor

Unison 120x120 cm | 47"x47" | Brushed Rect.

Wall

Unison 60x120 cm | 24"x47" | Brushed Rect.





Setting realized with / Ambiente realizzato con:

Floor

Gravity 120x120 cm | 47"x47" | Brushed Rect.

Alpha 120x120 cm | 47"x47" | Brushed Rect.

Unison 120x120 cm | 47"x47" | Brushed Rect.

Wall

Gravity 60x120 cm | 24"x47" | Brushed Rect.

Alpha 60x120 cm | 24"x47" | Brushed Rect.

Unison 60x120 cm | 24"x47" | Brushed Rect.



ALPHA + GRAVITY

AZIMUTH



Floor

Gravity 120x120 cm | 47"x47" | Brushed Rect.

Alpha 120x120 cm | 47"x47" | Brushed Rect.

AZIMUTH

FINE PORCELAIN STONEWARE

MERIDIAN



Setting realized with / Ambiente realizzato con:

Floor

Meridian 60x120 cm | 24"x47" | Brushed Rect.

Wall

Meridian 60x120 cm | 24"x47" | Brushed Rect.





Setting realized with / Ambiente realizzato con:

Floor

Meridian 60x120 cm | 24"x47" | Brushed Rect.

Wall

Meridian 60x120 cm | 24"x47" | Brushed Rect.



MERIDIAN

AZIMUTH



Floor

Meridian 60x120 cm | 24"x47" | Brushed Rect.

Wall

Meridian 60x120 cm | 24"x47" | Brushed Rect.

AZIMUTH

FINE PORCELAIN STONEWARE

VECTOR



Setting realized with / Ambiente realizzato con:

Floor

Vector 60x120 cm | 24"x47" | Nat. Rect.

Wall

Vector 120x278 cm | 47"x109,5" | Brushed Rect.

Comp. Arcane 120x120 cm | 47"x47" | 2 PCS 60x120 cm | 24"x47" | Brushed Rect.





Setting realized with / Ambiente realizzato con:

Floor

Vector 60x120 cm | 24"x47" | Nat. Rect.

Vector 60x120 cm | 24"x47" | Grip Rect.

Wall

Vector 120x278 cm | 47"x109,5" | Brushed Rect.

Vector 60x120 cm | 24"x47" | Brushed Rect.

Comp. Arcane 120x120 cm | 47"x47" | 2 PCS 60x120 cm | 24"x47" | Brushed Rect.



VECTOR

AZIMUTH



Floor

Vector 60x120 cm | 24"x47" | Nat. Rect.

Wall

Vector 120x278 cm | 47"x109,5" | Brushed Rect.





Setting realized with / Ambiente realizzato con:

Floor

Vector 120x120 cm | 47"x47" | Brushed Rect.

Native 120x120 cm | 47"x47" | Brushed Rect.





Setting realized with / Ambiente realizzato con:

Floor

Vector 120x120 cm | 47"x47" | Brushed Rect.

Native 120x120 cm | 47"x47" | Brushed Rect.

Wall

Vector 60x120 cm | 24"x47" | Brushed Rect.

Native 60x120 cm | 24"x47" | Brushed Rect.



Timeless Living
AN INTERLUDE

Authentic Home

& Beyond

VECTOR

AZIMUTH



Wall

Native 60x120 cm | 24"x47" | Brushed Rect.

AZIMUTH

FINE PORCELAIN STONEWARE

GRAVITY



Setting realized with / Ambiente realizzato con:

Wall

Groove Gravity 30x120 cm | 12"x47" | Nat. Rect.





Setting realized with / Ambiente realizzato con:

Floor

Gravity 120x120 cm | 47"x47" | Nat. Rect.

Wall

Gravity 120x278 cm | 47"x109,5" | Brushed Rect.

Groove Gravity 30x120 cm | 12"x47" | Nat. Rect.



GRAVITY

AZIMUTH



Setting realized with / Ambiente realizzato con:

Floor

Gravity 120x120 cm | 47"x47" | Nat. Rect.

AZIMUTH

FINE PORCELAIN STONEWARE
GRES FINE PORCELLANATO




GRAVITY

 7 mm




120x278 cm 47"x109,5"
135754 Brushed Rect. ■ 213

 9 mm





120x120 cm 47"x47"
133015 Nat. Rect. ■ 127
133020 Brushed Rect. ■ 163

 9 mm



60x120 cm 24"x47"
133274 Nat. Rect. ■ 93
133754 Grip Rect. ■ 93
133279 Brushed Rect. ■ 109


 9 mm




60x60 cm 24"x24"
133759 Nat. Rect. ■ 69
133766 Brushed Rect. ■ 83





MERIDIAN

 9 mm





120x120 cm 47"x47"
133013 Nat. Rect. ■ 127
133018 Brushed Rect. ■ 163

 9 mm



60x120 cm 24"x47"
133275 Nat. Rect. ■ 93
133755 Grip Rect. ■ 93
133280 Brushed Rect. ■ 109

 9 mm




60x60 cm 24"x24"
133761 Nat. Rect. ■ 69
133767 Brushed Rect. ■ 83

AZIMUTH

FINE PORCELAIN STONEWARE
GRES FINE PORCELLANATO




TIME

 9 mm





120x120 cm 47"x47"
133012 Nat. Rect. ■ 127
133017 Brushed Rect. ■ 163

 9 mm



60x120 cm 24"x47"
133276 Nat. Rect. ■ 93
133756 Grip Rect. ■ 93
133281 Brushed Rect. ■ 109


 9 mm




60x60 cm 24"x24"
133762 Nat. Rect. ■ 69
133768 Brushed Rect. ■ 83




VECTOR

 7 mm




120x278 cm 47"x109,5"
135755 Brushed Rect. ■ 213

 9 mm




120x120 cm 47"x47"
133014 Nat. Rect. ■ 127
133019 Brushed Rect. ■ 163

 9 mm



60x120 cm 24"x47"
133277 Nat. Rect. ■ 93
133757 Grip Rect. ■ 93
133282 Brushed Rect. ■ 109

 9 mm




60x60 cm 24"x24"
133763 Nat. Rect. ■ 69
133770 Brushed Rect. ■ 83

AZIMUTH

FINE PORCELAIN STONEWARE
GRES FINE PORCELLANATO




ALPHA

 7 mm




120x278 cm 47"x109,5"
135753 Brushed Rect. ■ 213

 9 mm




120x120 cm 47"x47"
133011 Nat. Rect. ■ 127
133016 Brushed Rect. ■ 163

 9 mm



60x120 cm 24"x47"
133273 Nat. Rect. ■ 93
133753 Grip Rect. ■ 93
133278 Brushed Rect. ■ 109

 9 mm



60x60 cm 24"x24"
133758 Nat. Rect. ■ 69
133765 Brushed Rect. ■ 83



NATIVE



120x120 cm 47"x47"
134780 Brushed Rect. ■ 183



60x120 cm 24"x47"
134789 Brushed Rect. ■ 153

UNISON



120x120 cm 47"x47"
134781 Brushed Rect. ■ 183



60x120 cm 24"x47"
134790 Brushed Rect. ■ 153



GROOVE GRAVITY



30x120 cm 12"x47"
133764 Nat. Rect. ■ 163

GROOVE VECTOR



30x120 cm 12"x47"
133303 Nat. Rect. ■ 163

GROOVE ALPHA




30x120 cm 12"x47"
133301 Nat. Rect. ■ 163




MOSAICS


MOSAICI




GRAVITY
Mosaico 4,7x4,7 cm 1,8"x1,8"
su rete **30x30 cm - 12"x12"**
133509 Nat. Rect. ■ 253



TIME
Mosaico 4,7x4,7 cm 1,8"x1,8"
su rete **30x30 cm - 12"x12"**
133506 Nat. Rect. ■ 253



ALPHA
Mosaico 4,7x4,7 cm 1,8"x1,8"
su rete **30x30 cm - 12"x12"**
133505 Nat. Rect. ■ 253



MERIDIAN
Mosaico 4,7x4,7 cm 1,8"x1,8"
su rete **30x30 cm - 12"x12"**
133507 Nat. Rect. ■ 253



VECTOR
Mosaico 4,7x4,7 cm 1,8"x1,8"
su rete **30x30 cm - 12"x12"**
133508 Nat. Rect. ■ 253

AZIMUTH

FINE PORCELAIN STONEWARE
GRES FINE PORCELLANATO



9 mm

DECORS


DECORI

FASCIA OBSIDIAN



60x120 cm 24"x47"
133502 Brushed Rect. ● 401

FASCIA ZENITH




60x120 cm 24"x47"
133503 Brushed Rect. ● 401

COMPOSIZIONE ARCANE



120x120 cm 47"x47" | 2 PCS 60x120 cm
133504 Brushed Rect. ● 489



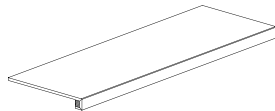
9 mm

SPECIAL PIECES

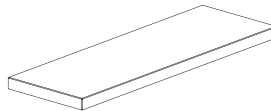
PEZZI SPECIALI



5,4x60 cm 2"x24"
Battiscopa
Nat. Rect. ● 10
Brushed Rect. ● 12



33x120 cm 13"x47"
Gradone Costa Retta
Nat. Rect. ● 333
Brushed Rect. ● 337

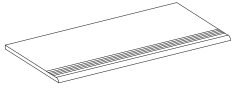


33x120 cm 13"x47"
Gradone Angolare Costa Retta DX/SX
Nat. Rect. ● 345
Brushed Rect. ● 349

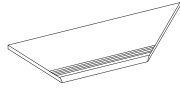
† 9 mm

POOLS&WELLNESS SPECIAL PIECES

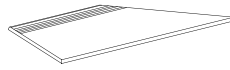
PEZZI SPECIALI POOLS&WELLNESS



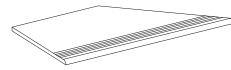
30x60 cm 12"x24"
 *Bordo LINE
 Grip ● 71



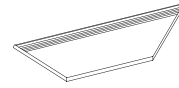
30x60 cm 12"x24"
 Angolo bordo LINE
 interno DX
 Grip ● 107



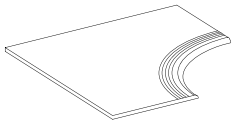
30x60 cm 12"x24"
 Angolo bordo LINE
 interno SX
 Grip ● 107



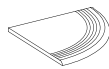
30x60 cm 12"x24"
 Angolo bordo LINE
 esterno DX
 Grip ● 107



30x60 cm 12"x24"
 Angolo bordo
 LINE interno SX
 Grip ● 107



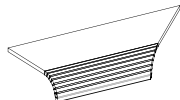
60x60 cm 24"x24"
 Angolo curvo LINE
 interno
 Grip ● 236



30x30 cm 12"x12"
 Angolo curvo LINE
 esterno
 Grip ● 223



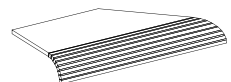
30x60 cm 12"x24"
 *Bordo CURVED
 Non Monolitico
 Grip ● 213



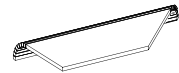
30x60 cm 12"x24"
 Angolo bordo CURVED
 interno DX
 Grip ● 248



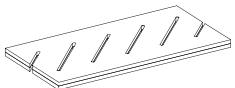
30x60 cm 12"x24"
 Angolo bordo CURVED
 interno SX
 Grip ● 248



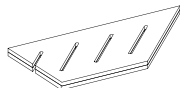
30x60 cm 12"x24"
 Angolo bordo CURVED
 esterno DX
 Grip ● 248



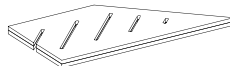
30x60 cm 12"x24"
 Angolo bordo CURVED
 esterno SX
 Grip ● 248



25x60 cm 10"x24"
 Grip ● 263
20x60 cm 8"x24"
 Grip ● 253
 *Griglia RIVER (9+9) mm



25x60 cm 10"x24"
 Grip ● 273
20x60 cm 8"x24"
 Grip ● 263
 Angolo Griglia RIVER DX



25x60 cm 10"x24"
 Grip ● 273
20x60 cm 8"x24"
 Grip ● 263
 Angolo Griglia RIVER SX

* Price for a minimum order of 20 items. For smaller volumes, please contact our commercial office for a specific quote.
 * Prezzo per ordine minimo di 20 pezzi. Per quantitativi inferiori, rivolgersi agli uffici commerciali per una quotazione specifica

PACKAGING IMBALLI


	120x278 cm 47"x109,5"	120x120 cm 47"x47"	60x120 cm 24"x47"	60x60 cm 24"x24"	30x120 cm 12"x47"	30x30 cm Mosaic 12"x12" Mosaico
Pc.	1	2	2	3	3	11
M ²	3,34	2,88	1,44	1,08	1,08	1,0
Kg	56,5	58	31	22,5	23	20,3

	120x278 cm 47"x109,5"	120x120 cm 47"x47"	60x120 cm 24"x47"	60x60 cm 24"x24"	50x50 cm 20"x20"	30x30 cm Mosaic 12"x12" Mosaico
Pc.	20	20	35	40	36	36
M ²	66,72	57,6	50,4	43,2	38,88	36
Kg	1130	1160	1085	900	828	730,8

AZIMUTH

FINE PORCELAIN STONEWARE
GRES FINE PORCELLANATO

SLIP RESISTANT SCIVOLOSITÀ

	STANDARD NORMA	NATURAL SURFACE SUPERFICIE NATURALE	GRIP SURFACE SUPERFICIE GRIP	BRUSHED SURFACE SUPERFICIE MOLATA
	B.C.R.A. (D.M.I. n. 236 $\mu > 0,4$)	> 0,40	> 0,40	-
	ANSI A137.1 (DCOF WET > 0,42)	> 0,42	> 0,42	-
	DIN EN 16165 Annex B	R10	R11	-
	DIN EN 16165 Annex A	A+B A+B mos. 4,7x4,7	A+B+C	-
	BS 7976	-	≥ 36 DRY ≥ 36 WET	-
	AS 4586	-	Class P4	-

For specific certificates and data, contact Fincibec spa - Per i certificati specifici, e valori puntuali, contattare Fincibec spa




TILES FOR WALLS
PIASTRELLE PER RIVESTIMENTO PARETI

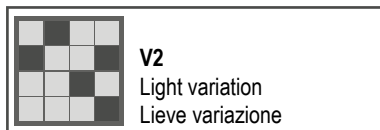


TILES FOR FLOORS
PIASTRELLE PER RIVESTIMENTO PAVIMENTI


COLOURS VARIATIONS VARIAZIONI CROMATICHE




V1
Even appearance
Aspetto uniforme



V2
Light variation
Lieve variazione



V3
Medium variation
Media variazione



V4
Strong variation
Intensa variazione

It is necessary to take the tiles from several different boxes when laying them. | È indispensabile all'atto della posa, prelevare le piastrelle da più confezioni.

USE CATEGORIES CATEGORIE D'IMPIEGO

C1

Floor tiles recommended for low traffic areas.
Piastrille da pavimento consigliate per calpestio lieve.

C2

Floor tiles recommended for light traffic areas.
Piastrille da pavimento consigliate per calpestio leggero.

C3

Floor tiles recommended for medium-light traffic areas.
Piastrille da pavimento consigliate per calpestio medio-leggero.

C4

Floor tiles recommended for medium traffic areas.
Piastrille da pavimento consigliate per calpestio medio.

C5

Floors tiles suitable for heavy traffic.
Piastrille da pavimento consigliate per calpestio intenso.

Brushed

Nat. | Grip

NOTES NOTE

Fincibec reserves the right to modify its products without prior notice and cannot be held liable for direct or indirect damage caused by such modifications.
I prodotti possono essere modificati da Fincibec senza preavviso, respingendo ogni responsabilità su possibili danni diretti o indiretti causati da potenziali modifiche.

Always refer to the price list in force to ensure correct information and data on codes, packaging, and weight.

Verificare sempre la correttezza delle informazioni e dei dati relativi a codici, imballaggi e pesi, consultando il listino prezzi in vigore.

The colours shades, reported on the catalogue, are indicative. Le tonalità dei colori riportate nel catalogo sono indicative.

FINE PORCELAIN STONEWARE
 GRES FINE PORCELLANATO

DURABILITY DURABILITÀ



EASY MAINTENANCE

FACILE DA MANTENERE

MANTAINS ITS AESTHETIC AND FUNCTIONAL PROPERTIES UNALTERED OVER THE YEARS WITH ORDINARY CLEANING

MANTIENE INALTERATE NEL TEMPO LE CARATTERISTICHE ESTETICHE E FUNZIONALI CON UNA NORMALE PULIZIA ORDINARIA



RESISTANT TO SUNSHINE

RESISTENTE AI RAGGI SOLARI

MATERIAL WILL NOT FADE EVEN IN DIRECT CONTACT WITH UV RAYS

IL MATERIALE A DIRETTO CONTATTO CON I RAGGI UV NON SUBISCE ALCUNA ALTERAZIONE DEI COLORI



RESISTANT TO CHEMICAL AGGRESSION

RESISTENTE ALL'ATTACCO CHIMICO

RESISTANT TO CHEMICAL AGENTS AND ACIDIC/BASIC SUBSTANCES USED IN HOME

RESISTE AGLI AGENTI CHIMICI E AGLI ACIDI/BASI DI USO DOMESTICO



RESISTANT TO STAINS

RESISTENTE ALLE MACCHIE

IMPERMEABLE TO STAINS AND EASY TO CLEAN

IMPERMEABILE ALLE MACCHIE E QUINDI FACILMENTE PULIBILE



IMPERMEABLE

IMPERMEABILE

FINE PORCELAIN'S STONEWARE COMPACT NATURE PREVENTS ABSORPTION OF WATER AND MOISTURE

GRAZIE ALLA SUA COMPATTEZZA IL GRES PORCELLANATO NON ASSORBE ACQUA E NON TEME L'UMIDITÀ




RESISTANT TO FROST

RESISTENTE AL GELO

FINE PORCELAIN STONEWARE IS FROSTPROOF AND CAN WITHSTAND EVEN THE COLDEST WINTER WEATHER

IL GRES PORCELLANATO È INGELIVO E IN GRADO DI RESISTERE AI CLIMI PIÙ RIGIDI



RESISTANT TO TEMPERATURE EXCURSIONS

RESISTENTE AGLI SBALZI TERMICI

REMAINS UNALTERED BY SUDDEN CHANGES IN TEMPERATURE

RESISTE SENZA ALTERAZIONI ALLE REPENTINE DIFFERENZE DI TEMPERATURE



RESISTANT AND UNALTERABLE

RESISTENTE E INALTERABILE

FINE PORCELAIN STONEWARE CAN BE USED TO COVER A GREAT VARIETY OF DIFFERENT SURFACES IN RESIDENTIAL AND COMMERCIAL BUILDINGS

IL GRES PORCELLANATO PUÒ ESSERE UTILIZZATO PER RIVESTIRE MOLTEPLICI SUPERFICI IN AMBITO RESIDENZIALE E COMMERCIALE

AZIMUTH

FINE PORCELAIN STONEWARE
GRES FINE PORCELLANATO

HEALTH SALUTE




ZERO FORMALDEHYDE

ZERO FORMALDEIDE

WILL NOT GIVE OFF FORMALDEHYDE EMISSIONS

NON RILASCIA FORMALDEIDE NELL'AMBIENTE.



ZERO VOCS

ZERO VOCS

FINE PORCELAIN STONEWARE IS AN INERT MATERIAL THAT DOES NOT EMIT VOLATILE ORGANIC COMPOUNDS (VOC)

LE PIASTRELLE IN GRES PORCELLANATO SONO UN MATERIALE INERTE CHE NON EMETTE COMPOSTI ORGANICI VOLATILI (VOC)



ANALLERGIC

ANALLERGICO

CONTAINS NO ALLERGENS

NON CONTIENE ALLERGENI



ODOURLESS

INODORE

DOES NOT GIVE OFF ODOURS INDOORS OR OUTDOORS

NON RILASCIA ODORI NELL'AMBIENTE INDOOR E OUTDOOR




RESISTANT TO MICROBES

RESISTENTE ALLA CRESCITA MICROBICA

FINE PORCELAIN STONEWARE IS AN INERT MATERIAL WHICH INHIBITS GROWTH OF BACTERIA AND FUNGUS

LE PIASTRELLE IN GRES PORCELLANATO SONO UN MATERIALE INERTE E PERTANTO INIBISCONO LA CRESCITA DI BATTERI E FUNGHI



EASY TO CLEAN

FACILE DA PULIRE

CAN BE CLEANED WITH WATER OR ORDINARY CLEANING PRODUCTS FOR GUARANTEED HYGIENE

PULIBILE CON ACQUA O DETERGENTI COMUNI PER UNA GARANZIA DI UNA IGIENE SICURA

FINE PORCELAIN STONWARE
 GRES FINE PORCELLANATO

SAFETY SICUREZZA



FIRE-RESISTANT

RESISTENTE AL FUOCO

FINE PORCELAIN STONWARE TILES ARE INCOMBUSTIBLE, DO NOT BURN, DO NOT GIVE OFF FUMES, AND DO NOT PROPAGATE FLAME IN CASE OF FIRE.

LE PIASTRELLE IN GRES PORCELLANATO SONO INCOMBUSTIBILI, NON BRUCIANO, NON EMETTONO FUMI, NE ALIMENTANO LA PROPAGAZIONE DELLE FIAMME IN CASO DI INCENDIO



NON-SLIP

ANTISCIVOLO

FINE PORCELAIN STONWARE SURFACES CAN BE MADE WITH NON-SLIP SURFACES

ALCUNE SUPERFICI IN GRES PORCELLANATO POSSONO ESSERE REALIZZATE CON UN'ELEVATA RESISTENZA ALLO SCIVOLAMENTO.



UNALTERABLE UNDER THE EFFECT OF HEAT

INALTERABILE AL CALORE

FINE PORCELAIN STONWARE HAS LOW THERMAL EXPANSION, MAKING IT IDEAL FOR USE WITH UNDERFLOOR HEATING SYSTEMS

IL GRES PORCELLANATO GARANTISCE UNA RIDOTTA ESPANSIONE TERMICA E RISULTA IDEALE PER SISTEMI DI RISCALDAMENTO A PAVIMENTO

ENVIRONMENT AMBIENTE



ENVIRONMENTALLY SUSTAINABLE

ECOSOSTENIBILE

FINE PORCELAIN STONWARE HAS A LOW ENVIRONMENTAL IMPACT THROUGHOUT ITS LIFESPAN, FROM PRODUCTION TO DISPOSAL

IL GRES PORCELLANATO HA UN BASSO IMPATTO AMBIENTALE DALLA FASE DI PRODUZIONE A QUELLA DI SMALTIMENTO DEL PRODOTTO



RECYCLING

RICICLO

FINE PORCELAIN STONWARE IS EASILY RECYCLABLE AS IT IS A HOMOGENEOUS PRODUCT MADE OF INERT NATURAL MATERIALS

LE PIASTRELLE IN GRES PORCELLANATO SONO FACILMENTE RICICLABILI IN QUANTO PRODOTTI OMOGENEI, COSTITUITI DA MATERIALI NATURALI INERTI



EFFICIENCY AND ENERGY SAVINGS

EFFICIENZA E RISPARMIO ENERGETICO

FINE PORCELAIN STONWARE SAVES ENERGY THANKS TO ITS THERMAL INERTIA, WHICH REDUCES INDOOR TEMPERATURE EXCURSION

IL GRES PORCELLANATO FAVORISCE IL RISPARMIO ENERGETICO GRAZIE ALL'ELEVATA INERZIA TERMICA CHE RIDUCE GLI SBALZI DI TEMPERATURA DEGLI AMBIENTI.

CARATTERISTICHE TECNICHE / GRES FINE PORCELLANATO COLORATO IN MASSA

TECHNICAL SPECIFICATIONS / COLOURED PORCELAIN STONWARE - TECHNISCHE EIGENSCHAFTEN / DURCHGEFÄRBTES FEINSTEINZEUG

CARACTÉRISTIQUES TECHNIQUES / GRÈS FIN CÉRAMÉ COLORÉ EN MASSE - CARACTERÍSTICAS TÉCNICAS /

GRES FINO PORCELÁNICO TEÑIDO EN MASA - ТЕХНИЧЕСКИЕ ХАРАКТЕРИСТИКИ / МЛЖКОЗЕРНИСТЫЙ КЕРАМОГАНИТ, ОКРАШЕННЫЙ В МАССЕ

STANDARDS : UNI EN 14411 ANNEX G - B1a / UNI EN ISO 13006 ANNEX G - B1a

CARATTERISTICHE TECNICHE TECHNICAL DATA TECHNISCHE DATEN CARACTÉRISTIQUES TECHNIQUES CARACTERÍSTICAS TÉCNICAS ТЕХНИЧЕСКИЕ ХАРАКТЕРИСТИКИ		TIPO DI PROVA STANDARD OF TEST NORME DU TEST TESTNORM TIPO DE PRUEBA ТИП ТЕСТА	VALORI PRESCRITTI DALLE NORME INTERNATIONAL STANDARDS INTERNATIONALE NORMWERTE VALEURS PREVUES PAR LES NORMES VALORES PREVISTOS POR LAS NORMAS ПРЕДУСМОТРЕННЫЕ СТАНДАРТОМ	VALORE MEDIO AVERAGE VALUE MITTELWERT VALEURS MOYEN VALOR MEDIO СРЕДНЕЕ ЗНАЧЕНИЕ		
CARATTERISTICHE DIMENSIONALI - SIZE CHARACTERISTICS MASSEIGENSCHAFTEN - DETERMINATION DES CARACTÉRISTIQUES DIMENSIONNELLES CARACTERÍSTICAS DIMENSIONALES - РАЗМЕРНЫЕ ХАРАКТЕРИСТИКИ		REQUIREMENTS FOR NOMINAL SIZE N				
		7 cm ≤ N < 15 cm				
		N ≥ 15 cm				
		mm	%	mm		
	LATI - SIDES - SEITEN COTES - CANTOS РАЗМЕРЫ СТОРОН	FOR NON-RECTIFIED TILES	± 0,9	± 0,6	± 2,0	CONFORME COMPLYING - ERFÜLLT CONFORME - CONFORME СООТВЕТСТВУЕТ
		FOR RECTIFIED TILES	± 0,4	± 0,3	± 1,0	
	SPESORE THICKNESS - DICKE ÉPAISSEUR - ESPESOR ТОЛЩИНА	EN ISO 10545-2	± 0,5	± 5,0	± 0,5	CONFORME COMPLYING - ERFÜLLT CONFORME - CONFORME СООТВЕТСТВУЕТ
	RETTILINEITÀ DEGLI SPIGOLI STRAIGHTNESS OF SIDES - GERADLINIGKEIT DER KANTEN RECTITUDE DES ARÊTES - RECTITUD DE LOS CANTOS КОСОУГОЛЬНОСТЬ	FOR NON-RECTIFIED TILES	± 0,8	± 0,5	± 1,5	CONFORME COMPLYING - ERFÜLLT CONFORME - CONFORME СООТВЕТСТВУЕТ
		FOR RECTIFIED TILES	± 0,4	± 0,3	± 0,8	
	ORTOGONALITÀ RECTANGULARITY - RECHTWINKLIGKEIT PERPENDICULARITÉ - ORTOGONALIDAD КРИВИЗНА СТОРОН	FOR NON-RECTIFIED TILES	± 0,8	± 0,5	± 2,0	CONFORME COMPLYING - ERFÜLLT CONFORME - CONFORME СООТВЕТСТВУЕТ
		FOR RECTIFIED TILES	± 0,4	± 0,3	± 1,5	
	PLANARITÀ SURFACE FLATNESS - EBENFLÄCHIGKEIT PLANEITÉ DE SURFACE - PLANEIDAD КРИВИЗНА ЛИЦЕВОЙ ПОВЕРХНОСТИ	CENTRE CURVATURE FOR NON-RECTIFIED TILES	± 0,8	± 0,5	± 2,0	CONFORME COMPLYING - ERFÜLLT CONFORME - CONFORME СООТВЕТСТВУЕТ
		FOR RECTIFIED TILES	± 0,6	± 0,4	± 1,8	
		EDGE CURVATURE FOR NON-RECTIFIED TILES	± 0,8	± 0,5	± 2,0	
		FOR RECTIFIED TILES	± 0,6	± 0,4	± 1,8	
		WARPAGE FOR RECTIFIED TILES	± 0,8	± 0,5	± 2,0	
	ASSORBIMENTO D'ACQUA WATER ABSORPTION - WASSERAUFNAHME ABSORPTION D'EAU - ABSORCIÓN DE AGUA ВОДОПОГЛОЩЕНИЕ	EN ISO 10545-3	≤ 0,5%		< 0,2%	
	RESISTENZA ALLA FLESSIONE FLEXION RESISTANCE - BIEGEFESTIGKEIT RESISTANCE A LA FLEXION - RESISTENCIA A LA FLEXIÓN ПРЕДЕЛ ПРОЧНОСТИ ПРИ ИЗГИБЕ	EN ISO 10545-4	S ≥ 700 N < F 7,5 mm		CONFORME COMPLYING - ERFÜLLT CONFORME - CONFORME СООТВЕТСТВУЕТ	
			S ≥ 1300 N ≥ F 7,5 mm			
			R ≥ 35 N/mm²			
	RESISTENZA ALL'URTO IMPACT RESISTANCE - STOSSFESTIGKEIT RESISTANCE AUX CHOCs - RESISTENCIA A LOS GOLPES УДАРОСТОЙКОСТЬ	EN ISO 10545-5	VALORE DICHIARATO DECLARED VALUE - ANGEGEBENER WERT VALEUR DÉCLARÉE - VALOR DECLARADO ЗАЯВЛЕННОЕ ЗНАЧЕНИЕ		> 0,80	
	COEFFICIENTE DI DILATAZIONE TERMICA LINEARE COEFFICIENT OF LINEAR THERMAL-EXPANSION - LINEARER WÄRMEAUDEHNUNGSKOEFFIZIENT COEFFICIENT DE DILATATION THERMIQUE LINEAIRE - COEFICIENTE DE DILATACIÓN TÉRMICA LINEAL - КОЭФФИЦИЕНТ ЛИНЕЙНОГО ТЕРМИЧЕСКОГО РАСШИРЕНИЯ	EN ISO 10545-8	VALORE DICHIARATO DECLARED VALUE - ANGEGEBENER WERT VALEUR DÉCLARÉE - VALOR DECLARADO ЗАЯВЛЕННОЕ ЗНАЧЕНИЕ		α = 6,7x10 ⁻⁶ /C°	
	RESISTENZA AGLI SBALZI TERMICI RESISTANCE TO THERMAL SHOCKS - BESTÄNDIGKEIT GEGEN TEMPERATURSCHWANKUNGEN RESISTANCE AUX CHOCs THERMIQUES - RESISTENCIA A LOS CHOQUES TÉRMICOS СТОЙКОСТЬ К ПЕРЕПАДАМ ТЕМПЕРАТУРЫ	EN ISO 10545-9	TEST SUPERATO SECONDO EN ISO 10545-1 TEST PASSED ACCORDING TO - TEST BESTANDEN NACH TEXTE DÉPASSÉ SELON - PRUEBA SUPERADA SEGÚN ИСПЫТАНИЕ ПРОЙДЕНО В СООТВЕТСТВИИ С		NESSUN DANNO NO DAMAGE - KEIN SCHADEN AUCUN DOMMAGE - NINGUN DANO БЕЗ ПОВРЕЖДЕНИЙ	
	DILATAZIONE ALL'UMIDITÀ (IN MM/M) MOISTURE EXPANSION (IN MM/M) - FEUCHTIGKEITSBEDINGTE AUSDEHNUNG (IN MM/M) - DILATATION À L'HUMIDITÉ (EN MM/M) - DILATACIÓN CON LA HUMEDAD (EN MM/M) - ВЛАЖНОСТНОЕ РАСШИРЕНИЕ (В ММ/М)	EN ISO 10545-10	VALORE DICHIARATO DECLARED VALUE - ANGEGEBENER WERT VALEUR DÉCLARÉE - VALOR DECLARADO ЗАЯВЛЕННОЕ ЗНАЧЕНИЕ		MAX 0,1 mm / m	
	RESISTENZA AL GELO FROST RESISTANCE - FROSTBESTÄNDIGKEIT - RESISTANCE AU GEL RESISTENCIA AL HIELO - МОРОЗОСТОЙКОСТЬ	EN ISO 10545-12	TEST SUPERATO SECONDO EN ISO 10545-1 TEST PASSED ACCORDING TO - TEST BESTANDEN NACH TEXTE DÉPASSÉ SELON - PRUEBA SUPERADA SEGÚN ИСПЫТАНИЕ ПРОЙДЕНО В СООТВЕТСТВИИ С		NESSUN DANNO NO DAMAGE - KEIN SCHADEN AUCUN DOMMAGE - NINGUN DANO БЕЗ ПОВРЕЖДЕНИЙ	
	RESISTENZA AI PRODOTTI CHIMICI USO DOMESTICO E ADDITIVI PER PISCINA RESISTANCE TO HOUSEHOLD AND SWIMMING POOL CHEMICAL PRODUCTS BESTÄNDIGKEIT GEGEN HAUSHALTSCHIMIKALIEN UND ZUSATZSTOFFE FÜR SWIMMINGPOOLS - RESISTANCE AUX PRODUITS CHIMIQUES USAGE DOMESTIQUE ET ADDITIFS POUR PISCINE - RESISTENCIA A LOS PRODUCTOS QUÍMICOS DE USO DOMÉSTICO Y ADITIVOS PARA PISCINA - СТОЙКОСТЬ К ДЕЙСТВИЮ БЫТОВЫХ ХИМИЧЕСКИХ СРЕДСТВ, ДОБАВКАМ В БАССЕЙНЫ	EN ISO 10545-13	B MIN		CONFORME COMPLYING - ERFÜLLT CONFORME - CONFORME СООТВЕТСТВУЕТ	
	RESISTENZA A BASSE CONCENTRAZIONI DI ACIDI E ALCALI RESISTANCE TO LOW CONCENTRATIONS OF ACIDS AND ALKALI - BESTÄNDIGKEIT BEI NIEDRIGEN KONZENTRATIONEN VON SÄUREN UND LAUGEN - RESISTANCE À BASSES CONCENTRATIONS D'ACIDES ET ALCALIS - RESISTENCIA A BAJAS CONCENTRACIONES DE ÁCIDOS Y ALCALIS - СТОЙКОСТЬ К ДЕЙСТВИЮ НИЗКИХ КОНЦЕНТРАЦИЙ КИСЛОТ И ЩЕЛОЧЕЙ	EN ISO 10545-13	VALORE DICHIARATO DECLARED VALUE - ANGEGEBENER WERT VALEUR DÉCLARÉE - VALOR DECLARADO ЗАЯВЛЕННОЕ ЗНАЧЕНИЕ		CONFORME COMPLYING - ERFÜLLT CONFORME - CONFORME СООТВЕТСТВУЕТ	
	RESISTENZA AD ALTE CONCENTRAZIONI DI ACIDI E ALCALI RESISTANCE TO HIGH CONCENTRATIONS OF ACIDS AND ALKALI - BESTÄNDIGKEIT BEI HOHEN KONZENTRATIONEN VON SÄUREN UND LAUGEN - RESISTANCE À HAUTES CONCENTRATIONS D'ACIDES ET ALCALIS - RESISTENCIA A ALTAS CONCENTRACIONES DE ÁCIDOS Y ALCALIS - СТОЙКОСТЬ К ДЕЙСТВИЮ ВЫСОКИХ КОНЦЕНТРАЦИЙ КИСЛОТ И ЩЕЛОЧЕЙ	EN ISO 10545-13	VALORE DICHIARATO DECLARED VALUE - ANGEGEBENER WERT VALEUR DÉCLARÉE - VALOR DECLARADO ЗАЯВЛЕННОЕ ЗНАЧЕНИЕ		CONFORME COMPLYING - ERFÜLLT CONFORME - CONFORME СООТВЕТСТВУЕТ	
	RESISTENZA ALLE MACCHIE RESISTANCE TO STAINS - FLECKENBESTÄNDIGKEIT RESISTANCE AUX TACHES - RESISTENCIA A LAS MANCHAS УСТОЙЧИВОСТЬ К ПЯТНООБРАЗОВАНИЮ	EN ISO 10545-14	VALORE DICHIARATO DECLARED VALUE - ANGEGEBENER WERT VALEUR DÉCLARÉE - VALOR DECLARADO ЗАЯВЛЕННОЕ ЗНАЧЕНИЕ		CONFORME COMPLYING - ERFÜLLT CONFORME - CONFORME СООТВЕТСТВУЕТ	
	CESSIONE DI PIOMBO E CADMIO LEAD AND CADMIUM DISCHARGE - ABGABE VON BLEI UND CADMIUM PERTE DE PLOMB ET CADMIUM - CESIÓN DE PLOMO Y CADMIO ВЫДЕЛЕНИЕ СВИНЦА И КАДМИЯ	EN ISO 10545-15	VALORE DICHIARATO DECLARED VALUE - ANGEGEBENER WERT VALEUR DÉCLARÉE - VALOR DECLARADO ЗАЯВЛЕННОЕ ЗНАЧЕНИЕ		< AL LIMITE DI RILEVAMENTO < THAN INSTRUMENT LIMIT - UNMESSBARES WERT < LIMITE DE L'INSTRUMENT < LIMITE DEL INSTRUMENTO < НА ПРЕДЕЛЕ ОПРЕДЕЛИМОСТИ	

PER I CERTIFICATI SPECIFICI, E VALORI PUNTUALI, CONTATTARE FINCIBEC SPA - FOR SPECIFIC CERTIFICATES AND DATA, CONTACT FINCIBEC S.P.A. - FÜR SPEZIELLE ZERTIFIKATE UND PUNKTWERTE, FINCIBEC S.P.A. KONTAKTIEREN - POUR LES CERTIFICATS SPÉCIFIQUES ET LES VALEURS PONCTUELLES, CONTACTER FINCIBEC S.P.A. - PARA LOS CERTIFICADOS ESPECÍFICOS Y LOS VALORES CONCRETOS, CONTACTE CON FINCIBEC S.P.A. - ВО ВОПРОСАХ СПЕЦИАЛЬНЫХ СЕРТИФИКАТОВ И ПОКАЗАТЕЛЕЙ СВЯЖИТЕСЬ С FINCIBEC SPA.

ESCLUSO PEZZI SPECIALI ED ELEMENTI DECORATIVI

WITH THE EXCEPTION OF SPECIAL PIECES AND DECORS - A L'EXCEPTION DE PIÈCES SPÉCIALES ET ÉLÉMENTS DÉCORATIFS - AUSSCHLIEßLICH FORMSTÜCKE UND DEKORTEILE - EXCLUIDO PIEZAS ESPECIALES Y ELEMENTOS DECORATIVOS

AZIMUTH
FINE PORCELAIN STONEWARE
GRES FINE PORCELLANATO

★ ★ ★ ★ ★
MONOCIBEC[®]
FINCIBEC GROUP



MONOCIBEC

Via Valle d'Aosta, 47
41049 Sassuolo (MO) Italy

Tel. +39 0536 861300
Fax Italia +39 0536 861400
Fax Export Dept. +39 0536 861450

info@monocibec.it
www.monocibec.it

FINCIBEC S.p.A.

Sede legale: Via Valle d'Aosta, 47
41049 Sassuolo (MO) Italy
Gruppo Fire S.R.L.

FINCIBEC USA INC.

420 Columbus Avenue
Valhalla N.Y. 10595 USA
info@fincibecusa.com



Fincibec S.p.A è socio di: