

# Kerr News

Promotion valid from 1<sup>st</sup> April to 30<sup>th</sup> June, 2026



*Connect. Learn. Be inspired.*



# Lisbon

October 15 -17, 2026

# Kerr<sup>™</sup> SUMMIT 2026

# Lisbon

October 15 -17, 2026

# Kerr SUMMIT 2026



**Wednesday, October 14**  
Arrival and registration

**Thursday, October 15**  
Sessions (9:00 – 17:30)  
& Evening Event

**Friday, October 16**  
Sessions (9:00 – 17:30) & Evening Event

**Saturday, October 17**  
Sessions (9:00 – 12:30) & Departure

## A broad and well-structured program, designed to inspire.

Our program offers much more than skills in restorative dentistry and endodontics. Alongside high-energy lectures and immersive hands-on workshops, our partner companies share valuable insights in orthodontics, implantology, and diagnostics. You will also discover inspirational sessions dedicated to dental practice marketing and cutting-edge dental photography. And to elevate your learning even further, interactive clinical case discussions invite you to dive into real challenges and practical, concrete solutions for everyday practice.

## Where conversations turn into connections.

Extend the energy of the day with two lively evening events designed to encourage connection and exchange.



©2026 Kerr Corporation. MKT-26-0214 Rev.0

**Don't miss the chance – limited seats and exclusive benefits for Early Bird registrations.**

Secure your spot now by scanning the QR code – **seats are limited**, and the Early Bird offer is reserved exclusively for the **first 50 tickets**. For personalized solutions, contact your dedicated Kerr Sales Representative.



# Kerr SUMMIT 2026

October 15 -17 *Lisbon*

REGISTER NOW

## KERR SUMMIT 2026: AN EXPERIENCE BEYOND CLINICAL PRACTICE

### WHAT WE WANT TO OFFER YOU DURING THE KERR SUMMIT 2026::

- **Over 20 international experts** in the dental field
- **Conferences with simultaneous translation** for borderless learning
- **More than 50 hands-on sessions** for a dynamic and interactive experience
- **Interactive discussions on real clinical cases**, providing concrete solutions for your daily practice
- **Valuable networking opportunities** with leading clinicians from across Europe
- **Marketing sessions** for dental practices
- **Cutting-edge dental photography sessions**
- **Two unforgettable evening events** at ESTUFA FRIA and SUD LISBOA

### 112 HOURS OF TRAINING!

- **6 ENDODONTICS CONFERENCES** for a total of 9 hours
- **9 PRACTICAL ENDODONTICS SESSIONS** for a total of 13.5 hours
- **9 RESTORATIVE DENTISTRY CONFERENCES** for a total of 13.5 hours
- **30 PRACTICAL RESTORATIVE DENTISTRY SESSIONS** for a total of 45 hours
- **4 RESTORATIVE DENTISTRY MASTERCLASSES** for a total of 12 hours
- **3 PRACTICAL IMPLANTOLOGY SESSIONS** for a total of 4.5 hours
- **2 PRACTICAL ORTHODONTICS SESSIONS** for a total of 3 hours
- **8 PRACTICAL SESSIONS WITH DEXIS** for a total of 12 hours
- **5 "MEET THE EXPERT" SESSIONS**, where you can submit your clinical cases and discuss them with the selected speaker

## An exclusive event that enhances clinical knowledge and collaboration

Immerse yourself in **content-rich lectures led by experts** – with simultaneous **translation in multiple languages**, so you can learn without limits.

A **wide range** of hands-on **sessions designed** to offer dynamic and interactive learning, enabling real clinical progress.

**Valuable networking** with leading clinicians from across Europe and beyond, to elevate clinical excellence.

A vibrant atmosphere that fosters a sense of **community, collaboration**, and the emergence of **new and stimulating perspectives**.

# Thursday, October 15

## 9:00 - 10:30 Opening Session

**Dr. Alexandra Marques**

Building Trust in Modern Dentistry: Creating Value Beyond Clinical Treatment

### Lectures

11:00 - 12:30

**Dr Maarten de Beer**

Deep Margin Elevation – Why & How? And What Comes Next?

14:00 - 15:30

**Dr Hassan Hikmat**

Managing Contours and Proximal Anatomy in Posterior Teeth

16:00 - 17:30

**Dr Luis Carlos Garza**

From Planning to Precision: Multidisciplinary Oral Rehabilitation Today Restorative Materials

### Meet the Experts: Challenging Cases Discussion

Case discussions with Prof Angelo Putignano & Dr Ajay Juneja

Case discussions with Prof Philippe Sleiman

Case discussions with Prof Louis Hardan

### Endodontic Treatments

**Dr Michael Horrocks**

Your Obturation Workshop, the Myths and Truths of Where We Are in 2026!

**Dr Kreena Patel**

Management of Endodontic Perforations: A Practical Hands-On Workshop

**Prof Philippe Sleiman**

Safe, Effective, Reciprocating System and Ledge Management

### Indirect Restorative Procedures

**Dr Hossam Kamel**

Minimally Invasive Posterior Adhesive Restorations: Less Prep, More Bond

**Dr Maciej Mikołajczyk**

Breaking Story! – Post and Core Technique for Front Teeth in One Visit

**Dr Sanja Štefančić**

Zirconia Success: Preparation Strategies and Adhesive Cementation for Everyday Practice

### Master Class

14:00 - 17:30

**Dr Ajay Juneja**

Veneers Without Compromise: Beauty, Biology, Longevity

### Direct Restorative Procedures

**Dr Hassan Hikmat**

Different Approaches to Deal with Class II Restorations

**Dr Basel Kharbot**

High Esthetics, Zero Preparation: Mastering Anterior Composite Transformations

**Dr Maarten de Beer**

Elevate Margin, Elevate Success!

**Dr Agne Malisauskiene**

Broken to Brilliant: Class IV Restorations from Layering to Polish

**Prof Angelo Putignano**

To Layer or not to Layer in Anteriors

**Dr Basel Kharbot**

High Esthetics, Zero Preparation: Mastering Anterior Composite Transformations

### Digital Dentistry by DEXIS

**Prof Philippe Sleiman**

Putting AI at Your Command: Enhancing Diagnostic Precision and Treatment Planning

**Vincent Faure**

Unlocking Digital Excellence: A Practical Journey into Intraoral Scanning

**Vincent Faure**

Unlocking Digital Excellence: A Practical Journey into Intraoral Scanning

### Implantology by Nobel Biocare

**Dr José Manuel Reuss**

Seamless Digital Implant Workflow with a Single Connection: Protocols & Hands-On Placement

**Dr José Manuel Reuss**

Seamless Digital Implant Workflow with a Single Connection: Protocols & Hands-On Placement

**Dr José Manuel Reuss**

Seamless Digital Implant Workflow with a Single Connection: Protocols & Hands-On Placement

# Friday

9:00 - 10:30

**Prof Angelo Putignano**

When to do What in Anteriors

### Lectures

**Dr Michael Horrocks**

Obturation for Today and Tomorrow, the Thrill of the Fill - Part 2 (Back by Demand - the Next Chapter in the Legendary „Thrill of the Fill” Concept)

**Prof Philippe Sleiman**

Safe, Effective, Reciprocating System and Ledge Management

**Dr Maciej Mikołajczyk**

Breaking Story! – Post and Core Technique for Front Teeth in One Visit

### Master

9:00 -

**Dr Uwe**

Guided Bite Elevation A Predictable D

**Dr Maarten de Beer**

Elevate Margin, Elevate Success!

**Dr Agne Malisauskiene**

Broken to Brilliant: Class IV Restorations from Layering to Polish

### Hands-on Workshops

**Dr Carlo Massimo Saratti**

Build-up your digital patient to plan the case: Prosthodontically driven implant planning in DTX

# October 16

11:00 - 12:30

**Dr Agne Malisauskiene**

Surface matters: Creating and Maintaining High-Quality Composite Surfaces Through Polishing & Re-Polishing

**Prof Philippe Sleiman**

Trauma the Silent Pathology

14:00 - 15:30

**Dr Juneja & Dr Kamel**

Direct vs Indirect: Making the Right Choice: When and How

**Dr Kreena Patel**

External Cervical Resorption: Diagnosis, Decision-Making and Contemporary Management

16:00 - 17:30

**Prof Louis Hardan**

Adhesives in Action: From Research to a Smart Clinical Application

**Dr Maciej Mikołajczyk**

From Pain to Gain – Treatment Options for Tooth Restoration After Endodontic Treatment

## Meet the Experts: Challenging Cases Discussion

Case discussions with **Dr Agne Malisauskiene & Dr Michaela Jarešová**

Case discussions with **Dr Kreena Patel & Dr Michael Horrocks**

## Endodontic Treatments

**Dr Kreena Patel**

Management of Endodontic Perforations: A Practical Hands-On Workshop

**Dr Michael Horrocks**

Your Obturation Workshop, the Myths and Truths of Where We Are in 2026!

**Dr Dennis Köhrer**

Modern Endodontics in Practice: Overcoming Clinical Challenges from Fragment Removal to Effective Irrigation

## Indirect Restorative Procedures

**Dr Ajay Juneja**

Indirect Posterior Restorations: Occlusion-Driven Design and Bonding Protocols for Onlays

**Dr Sanja Štefančić**

Zirconia Success: Preparation Strategies and Adhesive Cementation for Everyday Practice

**Dr Hossam Kamel**

Minimally Invasive Posterior Adhesive Restorations: Less Prep, More Bond

## Master Class

12:30

**Blunck**

In Worn Dentition: Direct Approach

## Master Class

14:00 - 17:30

**Dr Ahmed Tadfi**

Predictable Esthetics in Direct Veneers: The Copy & Flask Approach

## Direct Restorative Procedures

**Prof Louis Hardan**

Adhesion and Layering in Direct Posterior Restorations: Tips and Tricks with „STYLE”

**Dr Hassan Hikmat**

Different Approaches to Deal with Class II Restorations

**Dr Basel Kharbot**

Big Restorations, Better Outcomes: Mastering Posterior Composites and Controlling Shrinking Stress

**Dr Michaela Jarešová**

Master Deep Margin Elevation on Anterior Teeth in One Step

**Prof Angelo Putignano**

To Layer or not to Layer in Anteriors

**Dr Michaela Jarešová**

Midline Diastema Closure Made Simple: Predictable Esthetics with One-Shade Direct Composite

## Digital Dentistry by DEXIS

**Vincent Faure**

Unlocking Digital Excellence: A Practical Journey into Intraoral Scanning

**Dr Carlo Massimo Saratti**

Transforming aesthetic rehabilitation: seamless digital workflows from data capture to treatment planning

**Prof Philippe Sleiman**

Putting AI at Your Command: Enhancing Diagnostic Precision and Treatment Planning

## Orthodontics by Ormco | SPARK

**Dr Laurence Masters**

One Scan. One Plan. One platform. Integrated Diagnosis and Treatment Planning with Spark™

**Dr Laurence Masters**

One Scan. One Plan. One platform. Integrated Diagnosis and Treatment Planning with Spark™

# Saturday, October 17

9:00 - 10:30

**Dr Uwe Blunck**

The Hidden Reasons Why Luting Fails (and How to Prevent Them)

**Dr Dennis Köhrer**

The Art of Modern Endodontics: Clinical Strategies from Obstruction to Disinfection

11:00 - 12:30

**Dr Michaela Jarešová**

Why Still “Perfect” Restorations Fail: The Truth About Polymerization & Contraction Stress

**Dr Hugo Sousa Dias**

Management of Pulp Canal Obliteration: From a “Free-hand” Approach to a Guided Approach

## Lectures

## Dental Photography

9:00 - 12:30

**Prof Louis Hardan**

Mobile Dental Photography (MDP): Documenting Your Cases with „STYLE”

## Endodontic Treatments

**Dr Hugo Sousa Dias**

Curved Canals Under Control: Practical Techniques for Shaping Challenging Cases

**Dr Dennis Köhrer**

Modern Endodontics in Practice: Overcoming Clinical Challenges from Fragment Removal to Effective Irrigation

## Indirect Restorative Procedures

**Dr Ajay Juneja**

Indirect Posterior Restorations: Occlusion-Driven Design and Bonding Protocols for Onlays

**Dr Luis Carlos Garza**

From Preparation to Cementation: Hands-On Overlay Restorations

**Dr Maciej Żarow**

Indirect Veneers: From Preparation to Long-Term Success

**Dr Maciej Żarow**

Indirect Veneers: From Preparation to Long-Term Success

## Master Class

9:00 - 12:30

**Dr Hossam Kamel**

Full Mouth Rehabilitation: Restoring Function and Esthetics

## Direct Restorative Procedures

**Dr Ahmed Tadfi**

Cusp Off, Cusp On! – Management of Posterior Cusp Loss

**Dr Hassan Hikmat**

Different Approaches to Deal with Class II Restorations

**Dr Uwe Blunck**

Beyond the Blue Light: Evidence-Based Control of Polymerization

## Digital Dentistry by DEXIS

**Dr Carlo Massimo Saratti**

Build-up your digital patient to plan the case: Prosthodontically driven implant planning in DTX

## Hands-on Workshops

1

## OptiBond™ Gel Etchant Jumbo

□ 34632 - Economy pack

Contains 37.5% orthophosphoric acid.

Includes:

1 jumbo 30 g syringe, 2 empty intraoral syringes, 30 tips, Filling connector for intraoral syringes



1 pack



52,00 €

2

## OptiBond™ Universal 360 Single-component universal dental adhesive

□ 36822 - Bottle Refill 5ml

**The one for All.**

All techniques. Every material.  
One adhesive solution.



1 pc



105,00 €



3

1 piece of your choice from:



1 pc

### OptiBond™ Universal™

Single-component universal dental adhesive, self-etch

□ 36519 - Refill 5ml

### OptiBond™ eXTRa Universal

Single-component universal dental adhesive, self-etch

□ 36660 - Primer - Refill 5ml

□ 36661 - Adesivo - Refill 5ml

+ 1 piece of your choice from:



1 pc

### OptiBond™ FL

Two-component universal dental adhesive, total-etch

□ 25881 E - Primer - Refill 8ml

□ 25882 E - Adesivo - Refill 8ml

### OptiBond™ Solo Plus

Single-component universal dental adhesive, total-etch

□ 29692 - Refill 5ml



118,00 €



## OptiBond™ eXTRa Universal

Two-step universal formulation

- 15% by weight filled
- Patented formula with GPDM monomer
- Ternary solvent system (water, ethanol, acetone) & Smart pH Technology

The best performance with a proven protocol

- Superior bonding results on any substrate
- Universal compatibility
- No additional products required

## OptiBond™ Universal

One-step universal formulation

- 7% by weight filled
- Patented formula with GPDM monomer
- Ternary solvent system (water, ethanol, acetone)

Uncompromised flexibility in a single bottle

- Exceptional enamel etching
- Outstanding penetration into dentinal tubules
- One-step application

4

## Vertise™ Flow

Self-Adhesive Nano-Hybrid Flowable Composite

Refill



BISPHENOL  
A  
FREE

Vertise Flow is indicated for:

- Liner/base in large Class I and II restorations
- Small Class I and II restorations
- Pit and fissure sealing
- Ceramic repair
- Self-adhesive flowable composite - no separate bonding protocol required

A simplified restorative procedure with excellent performance

- High bond strength - incorporates clinically proven OptiBond™ adhesive technology for excellent adhesion to enamel and dentin
- Universal use - the unique self-adhesive property provides new opportunities for a wide range of indications and clinical situations
- Reduced post-operative sensitivity

1 refill pack of your choice among:

- 34401 - A1
- 34402 - A2
- 34403 - A3
- 34404 - A3.5
- 34405 - B1
- 34406 - B2
- 34407 - Opaco Universale
- 34408 - XL
- 34409 - Translucent

Contains: 2 syringes (2 g each), 20 applicator tips, 20 applicators tips



1 pack

62,00 €

5

## SimpliShade™ Bulk Fill

BISPHENOL  
A  
FREE

- 37211 - 1 Syringe of 4g



1 pc

47,00 €

6

## SimpliShade™ Bulk Fill Flow

BISPHENOL  
A  
FREE

- 37217 - 2 Syringes of 2g each



1 pack

47,00 €



7

## OptiShade™

Universal Nano-Hybrid Composite in just 3 shades and two optional colors

Refill

1 item of your choice among:

- 37111 - Light
- 37112 - Medium
- 37114 - Bleach White
- 37115 - Universal Opaque
- 37113 - Dark

1 syringe of 4g



1 pc

47,00 €



BISPHENOL  
A  
FREE

# SimpliShade™ BULK FILL

**Simplify your procedures with one shade and one single step**

Achieving highly aesthetic restorations has never been easier, thanks to SimpliShade™ Bulk Fill. You can avoid the application of a capping layer thanks to its single-step placement, and you can reduce inventory by using just one shade capable of matching all 16 VITA® Classical shades. Based on ART3 Technology (Ternary Adaptive Response Technology), SimpliShade Bulk Fill composite is easy to sculp and exhibits low polymerization shrinkage stress.

## SimpliShade™ BULK FILL



## SimpliShade™



8

BISPHENOL  
A  
FREE

## Harmonize Refill™

Universal nano-hybrid composite with Adaptive Response Technology

MADE IN ITALY

2 items of your choice among:

DENTIN

- 36545 - A1
- 36536 - A2
- 36546 - A3
- 36547 - A3.5
- 36548 - A4
- 36549 - B3
- 36550 - C4
- 36551 - XL2

INCISALI

- 36538 - Amber
- 36539 - Super translucent - 3g
- 36568 - Blue
- 36569 - Transparent
- 36570 - Grey

ENAMEL

- 36552 - A1
- 36537 - A2
- 36553 - A3
- 36554 - A3.5
- 36555 - A4

- 36556 - B1
- 36557 - B2
- 36558 - B3
- 36559 - B4
- 36560 - C1
- 36561 - C2



2 pcs


92,00 €

9

## Adapt SuperCap™

2 items of your choice among:

- 2161 - 0,030, h 5,0 mm - steel
- 2162 - 0,030, h 6,3 mm - steel
- 2171 - 0,050, h 5,0 mm - plastic
- 2172 - 0,050, h 6,3 mm - plastic
- 2181 - 0,038, h 5,0 mm - steel
- 2182 - 0,038, h 6,3 mm - steel



2 packs

Includes: 50 matrices

94,00 €

10

## SuperMat™

Universal fixing system for SuperCap Matrices

MADE IN ITALY

- 2150 - Assorted Kit



1 pc

Included:  
1 tensioning instrument SuperLock  
14 steel matrices Adapt SuperCap ass.  
6 transparent matrices Adapt SuperCap ass.


154,00 €

11

## OptiDisc™ Refill

2 items at your choice among:

- 4183 - Extra-Fine 9,6 mm (100 pcs)
- 4182 - Fine 9,6 mm (100 pcs)
- 4181 - Coarse/Medium 9,6 mm (100 pcs)
- 4197 - Extra Coarse 9,6 mm (80 pcs)
- 4186 - Extra-Fine 12,6 mm (100 pcs)
- 4185 - Fine 12,6 mm (100 pcs)
- 4184 - Coarse/Medium 12,6 mm (100 pcs)
- 4198 - Extra Coarse 12,6 mm (80 pcs)
- 4193 - Extra-Fine 15,9 mm (100 pcs)
- 4192 - Fine 15,9 mm (100 pcs)
- 4191 - Coarse/Medium 15,9 mm (100 pcs)
- 4199 - Extra Coarse 15,9 mm (80 pcs)



2 packs

MADE IN ITALY

51,00 €

12

## Maxcem Elite™ Universal Refill

Universal Self-Etch and Self-Adhesive Resin Cement

MADE IN ITALY

BISPHENOL  
A  
FREE

One single cement to meet all your needs

- Can be used in:
  - Adhesive mode
  - Self-adhesive mode
  - Hybrid mode
- Can be used in total dark-cure mode without activator when used with Kerr adhesives
- Indicated for all indirect restorations and also for:
  - Post cementation
  - Core build-ups
- Compatible with all universal adhesives on the market and with all prosthetic substrates



2 packs

- 34058 - Clear
- 34059 - White
- 34060 - Opaque White
- 34061 - Yellow

Contains:  
2 syringes (5 g each), 8 standard automixing tips,  
8 automixing tips with intraoral/root canal nozzle  
attachment, 8 intraoral nozzles

Only through Kerr Reps

136,00 €

3 packs with 6 hand files each of your choice among

**Hedstrom™**  
round cross-section



Size	21 mm	25 mm	30 mm
80	61684	61702	61720
70	12796	11354	13278
60	12793	11353	12841
55	12790	11352	12838
50	12787	11351	12835
45	12784	11350	12832
40	12781	11349	12829
35	12778	11348	12826
30	12775	11347	12823
25	12772	11346	12820
20	12769	11345	12817
15	12766	11344	12814

Assorted

Size	21 mm	25 mm	30 mm	
15	40	12809	11359	13291
45	80	12810	11360	13292

6 pieces

**K-Flex™**  
rhomboid cross-section



Size	21 mm	25 mm	30 mm
80		15174	15258
70		15170	15254
60	15334	15166	15250
55	15330	15162	15246
50	15326	15158	15242
45	15322	15154	15238
40	15318	15150	15234
35	15314	15146	15230
30	15310	15142	15226
25	15306	15138	15222
20	15302	15134	15218
15	15298	15130	15214
10	15294	15126	15210
08	15290	15122	15206
06	60120	60144	60193

6 pieces

**K-Files™**  
square cross-section



Size	21 mm	25 mm	30 mm
80		06099	06170
70	06024	06085	06166
60	06023	06077	06163
55	06022	06076	06162
50	06021	06075	06161
45	06020	06074	06160
40	06019	06069	06159
35	06016	06067	06157
30	06015	06066	06156
25	06014	06065	06155
20	06005	06064	06153
15	06004	06063	06152
10	06003	06062	06151
08	14127	14128	14129
06	62249	62250	62251

Assorted

Size	21 mm	25 mm	30 mm	
15	40	821-8021	821-8025	821-8030
45	70	61363		
45	80		821-8125	821-8130

6 pieces

**Reamers™**  
triangular cross-section



Size	21 mm	25 mm	30 mm
80			61444
70			61442
60			61441
45	06040	06132	61438
40	06038	06131	61437
35	06034	06127	61435
30	06033	06126	61434
25	06032	06120	61433
20	06031	06112	
15	06030	06111	
10	06029	06110	
08	14133	14134	
06	62252	62253	

Assorted

Size	21 mm	25 mm	30 mm
15	40		821-2025

6 pieces

32,00 €

**Technique Card**

**ZenFlex™**  
NiTi Rotary Shaping File

SIZE	TAPER	LENGTH
ASTD	.04	21mm
<small>           REF 818-1421            LOT 772365972            (10)00195062029639(10)0920524(11)200610            Made in Mexico         </small>		

**Technique Card**

**ZenFlex™**  
NiTi Rotary Shaping File

SIZE	TAPER	LENGTH
ASTD	.04	21mm
<small>           REF 818-1421            LOT 772365972            (10)00195062029639(10)0920524(11)200610            Made in Mexico         </small>		

# ZenFlex™

NiTi Rotary Shaping File

## Glide path technique

1. Locate the canal orifices using straight-line access with an endodontic explorer and obtain patency with a #10 - #15 K-file
2. Establish working length with the #10 or #15 K-file, an apex locator, or a radiograph as needed.
3. Establish the glide path. Start with the Traverse Orifice Opener 25/.08/17mm, then the Traverse Rotary Glide Path File.
  - In small or curve canals, start with 13/.06
  - In medium or large canals, start with 18/.06
4. We recommend using a lubricant during instrumentation and irrigation with NaOCl in between instruments

## Shaping technique

1. Use the recommended torque and speed settings according to Table 1.
2. Select between a .04 or a .06 taper.
  - In small or curve canals, enlarging canal using a ZenFlex file starting from file size 20/.04, then follow by ZenFlex file size 25/.04 and 30/.04. If needed and depending on the canal anatomy, you may need to continue shaping the canal with 35/.04, 40/.04, 45/.04 size file until the desired shape is achieved.
  - In medium or large canals, enlarging canal using a ZenFlex file starting from file size 25/.06, then follow by ZenFlex file size 30/.06 and 35/.06. If needed and depending on the canal anatomy, you may need to continue shaping the canal with 40/.06, 45/.06 size file until the desired shape is achieved
3. Irrigate with NaOCl and then reconfirm patency with a #15 K-File.
4. Irrigate the canal with NaOCl to clean and EDTA to open the dentinal tubules.
5. Additional Clinical Tips:
  - Use of a rubber dam is strongly recommended when using these instruments for root canal procedures to avoid accidental aspiration or ingestion.
  - Use light pressure and avoid force. When the instrument no longer advances apically, proceed to a smaller file. Never apply apical pressure on the rotary file.
  - In canals with severe or sudden apical curvature, (30 degrees or higher) additional caution should be exercised when negotiating these canals.
6. Select the gutta percha point that matches the last instrument used.

Table 1.

### Recommended Torque and Speed Settings for ZenFlex™

File Type	Speed (RPM)	Torque (g-cm)	Torque (N-cm)
Traverse Orifice Opener	500	350	3.43
Traverse Glide Path	500	150	1.47
Zenflex 04 taper 20 & 25 tip	500	100	1.00
Zenflex 04 taper 30,35,40,45,50 & 55 tip	500	300	2.94
Zenflex 06 taper 20 & 25 tip	500	200	1.96
Zenflex 06 taper 30,35,40,45,50 & 55 tip	500	350	3.43

### Recommended Gutta Percha Point

- **ZenFlex 30/.04**
  1. Try **M** (Art 972 0022) cone to working length
  2. In case **M** does not fit (Molar/Curved canals) -> Use **FM** (Art 972 0021) to working length
- **ZenFlex 35/.06**
  3. Try **M** (Art 972 0022) cone to working length
  4. In case **M** cone is too loose -> Trim 2 mm from the tip

**NOTE:** Techniques suggested are guidelines for the average case. It is imperative that clinical judgment always be exercised, appropriate setting adjustments are made, and additional care is taken to prevent any adverse events. All measures implemented should be based on individual case requirements.

MKT-23-0949\_Rev0

# ZenFlex™

NiTi Rotary Shaping File

## Working Length Determination

1. Locate the canal orifices using straight-line access with an endodontic explorer and obtain patency with a #10 - #15 K-file.
2. Start with the Traverse Orifice Opener 25/.08/17mm
3. Establish working length with the #15 K-file, an apex locator, or a radiograph as needed.

## Shaping technique

1. Use settings for your slow speed handpiece according to Table 1.
2. Enlarging canal using a ZenFlex file starting from file size 20/.04, then follow by ZenFlex file size 25/.06. If needed and depending on the canal anatomy, you may need to continue shaping the canal with 35/.04 size file or larger until the desired shape is achieved.
  - If the canals are small, narrow or calcified; traverse glide path 13/.06 is recommended to use before enlarging canal with Zenflex file size 20/.04
  - Manual recapitulation between each rotary file step with #15 K-file is mandatory, as well as irrigation with NaOCl
3. Irrigate the canal with NaOCl to clean and EDTA to open the dentinal tubules.
4. Additional Clinical Tips:
  - Use of a rubber dam is strongly recommended when using these instruments for root canal procedures to avoid accidental aspiration or ingestion.
  - Use light pressure and avoid force. When the instrument no longer advances apically, proceed to a smaller file. Never apply apical pressure on the rotary file.
  - In canals with severe or sudden apical curvature, (30 degrees or higher) additional caution should be exercised when negotiating these canals.
  - ZenFlex is compatible with rotary motion and adaptive motion in all the endo motors in the market

Table 1.

### Recommended Torque and Speed Settings for ZenFlex™

File Type	Speed (RPM)	Torque (g-cm)	Torque (N-cm)
Traverse Orifice Opener	500	350	3.43
Traverse Glide Path 13/06	500	150	1.47
Zenflex 04 taper 20 tip	500	100	1.00
Zenflex 06 taper 25 tip	500	200	1.96
Zenflex 04 taper 35 tip	500	300	2.94

### Recommended Gutta Percha Point

- **ZenFlex 25/.06**
  - Try **M** (Art 972 0022) cone to working length
  - In case **M** cone is short -> Use **FM** (Art 972 0021) to working length
- **ZenFlex 35/.04**
  - Try **M** (Art 972 0022) cone to working length
  - In case **M** cone is a bit loose -> Trim 1 mm from the tip

**NOTE:** Techniques suggested are guidelines for the average case. It is imperative that clinical judgment always be exercised, appropriate setting adjustments are made, and additional care is taken to prevent any adverse events. All measures implemented should be based on individual case requirements.

MKT-23-0284\_Rev1

New

Available  
from June

## ZenFlex™ ONE

### Reciprocating File System

With the perfect balance of durability and high cutting efficiency. ZenFlex ONE gives you more confidence and a smooth finish you can trust.



#### High Cutting Efficiency

Proprietary heat treatment and triangular cross-section design preserve the sharp cutting edges of the flute that lets you reach full working length with less resistance and more control during the procedure.



#### Minimally Invasive

A maximum flute diameter of 1mm and a non-cutting tip work together to minimize transportation and preserve the tooth's structural integrity.



#### Exceptional Strength

Resists torsional stress and cyclic fatigue resulting in minimal breakage and reduced transportation.



#### Corresponding Gutta Percha and Paper Points

Gutta Percha and Paper points match canals shaped by ZenFlex ONE Reciprocating files.



# ZenFlex ONE Reciprocating File System.

Perfect Balance of Efficiency, Reliability and Affordability

## Gutta Percha Points and Paper Points

- Corresponding Gutta Percha match canals shaped by ZenFlex ONE Reciprocating files.
- Color matching Gutta Percha Points to match the corresponding ZenFlex ONE files.
- Paper Points available



## Ordering Information

### ZenFlex™ ONE

NiTi Shaping Files - Pack of 3

Size	21 mm	25 mm	31 mm
Small <b>20/06</b>	818-2621	818-2622	818-2623
Primary <b>25/06</b>	818-2624	818-2625	818-2626
Medium <b>35/06</b>	818-2627	818-2628	818-2629
Large <b>45/06</b>	818-2630	818-2631	818-2632

1 pack of ZenFlex ONE

**50,00 €**

### ZenFlex™ ONE

Gutta Percha Points - Pack of 50

Size	Ref. No.
Small <b>20/06</b>	825-9720
Primary <b>25/06</b>	825-9725
Medium <b>35/06</b>	825-9735
Large <b>45/06</b>	825-9745

1 pack of ZenFlex ONE  
Gutta-percha points

**25,50 €**

### ZenFlex™ ONE

Gutta Paper Points - Pack of 100

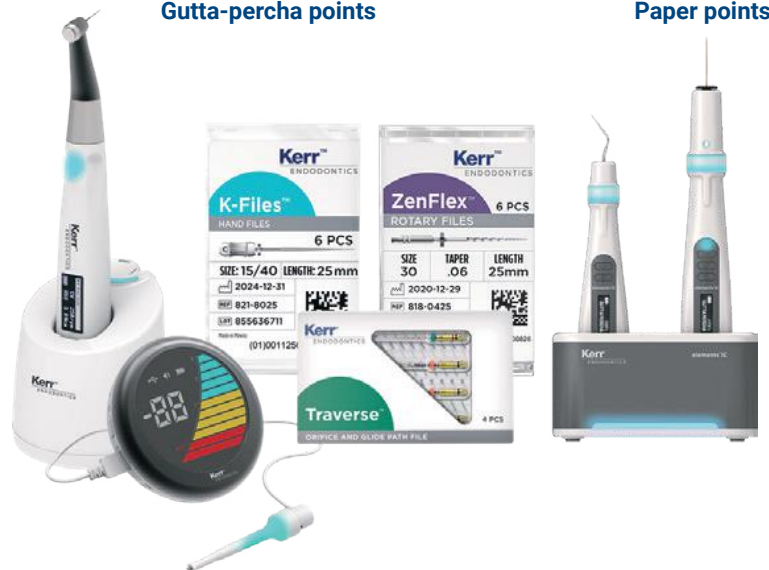
Size	Ref. No.
S, P, M, L	972-0130

1 pack of ZenFlex ONE  
Paper points

**22,00 €**



To Learn More About  
Kerr Endodontic Solutions  
Contact Your Kerr Rep



For added flexibility and control, **ZenFlex ONE works with your preferred endodontic motor and handpieces**



## ZenFlex™

NiTi Rotary Shaping File

### Maximum Strength. Minimally Invasive.

Featuring an ideal balance of strength and flexibility, ZenFlex lets you reach the full working length with reduced risk of breakage while preserving more tooth integrity.



#### High Cutting Efficiency

Designed with triangular cross section with proprietary heat treatment, ZenFlex exhibits high cutting efficiency that lets you reach the full working length of even complex root geometries.



#### Minimally Invasive

A maximum flute diameter of 1mm and a non-cutting tip work together to minimize transportation and preserve the tooth's structural integrity.



#### Exceptional Strength

Resists torsional stress and cyclic fatigue resulting in minimal breakage and reduced transportation.



#### Excellent Flexibility

Proprietary heat-treatment design delivers excellent controlled memory and flexibility for up to 90° curves.



**Kerr™**

# ZenFlex adapts to *Your* needs.

With a wide selection of tip and taper configurations

## ZenFlex™ - Pack of 6

Taper	Tip	21 mm	25 mm	25 mm
.04	.20	818-1206	818-1207	818-1208
.04	.25	818-1256	818-1257	818-1258
.04	.30	818-1306	818-1307	818-1308
.04	.35	818-1356	818-1357	818-1358
.04	.40	818-1406	818-1407	818-1408
.04	.45	818-1456	818-1457	818-1458
.04	.50	818-1506	818-1507	818-1508
.04	.55	818-1556	818-1557	818-1558
.06	.20	818-2206	818-2207	818-2208
.06	.25	818-2256	818-2257	818-2258
.06	.30	818-2306	818-2307	818-2308
.06	.35	818-2356	818-2357	818-2358
.06	.40	818-2406	818-2407	818-2408
.06	.45	818-2456	818-2457	818-2458
.06	.50	818-2506	818-2507	818-2508
.06	.55	818-2556	818-2557	818-2558

## ZenFlex™ Gutta Percha Points - Pack of 50

Taper	Tip	30 mm
.04	.20	825-9820
.04	.25	825-9825
.04	.30	825-9830
.04	.35	825-9835
.04	.40	825-9840
.04	.45	825-9845
.06	.20	825-9920
.06	.25	825-9925
.06	.30	825-9930
.06	.35	825-9935
.06	.40	825-9940
.06	.45	825-9945

## ZenFlex™ - Assorted Pack of 6

Taper	Tip	21 mm	25 mm
.04	.20	818-1421	818-1425
	.25		
	.30		
	.35		
.06	.20	818-1621	818-1625
	.25		
	.30		
	.35		

## ZenFlex™ Gutta Percha Points - Assorted Pack of 50

Taper	Tip	30 mm
.04	.20	825-9800
	.25	
	.30	
	.35	
.06	.20	825-9900
	.25	
	.30	
	.35	

14

## 2 Trays of 6 ZenFlex™ + 4 Trays of 6 Manual Instruments Each

2 ZenFlex of your choice

+ 4 trays of manual files at your choice among Hedstrom, K-Flex, K-Files, Reamers



2 packs



4 packs

99,00 €

15

## elements™ IC System + 1 Buchanan Heat Plugger

### Cordless System for Warm Root Canal Obturation

The new elements IC is the most complete and reliable cordless system for warm obturation.

It combines the Downpack heating element with a Backfill extrusion unit.

Achieve excellent and predictable results more quickly: rely on its longer-lasting battery (compared to elementsfree), inductive charging, and an ergonomic, comfortable design.

Reaches a temperature of 200°C in 0.5 seconds.

□ 973-0600-TYPE F elements IC Obturation System (EU)



Only through Kerr Reps

**2.730,00 €**

16

## elements™ IC Downpack + 1 Buchanan Heat Plugger

### High-quality 3D root canal obturations.

The Downpack device provides rapid heating of the plugger with precisely controlled temperature and timing, making it ideal for root canal obturation.

□ 973-0602-TYPE F - Unit Downpack, elements IC (EU)



Only through Kerr Reps

**1.465,00 €**

## Buchanan Heat Plugger

1 plugger at your choice among:

- 952-0031 - .04 (XF)
- 952-0004 - .06 (F)
- 952-0005 - .08 (FM)
- 952-0006 - .10 (M)
- 952-0007 - .12 (ML)



1 pc

17

## elements Connect Cordless Endodontic Motor

□ 815-1801 - elements™ Connect Cordless Motor Kit

It is equipped with two removable batteries for a reliable power supply that allows procedures to be completed safely and without interruptions.

Designed with 14 memory slots:

- 9 presets for Kerr instruments
- 1 reciprocating setting
- 4 customizable settings

Thanks to the adaptive, reciprocating, and rotary movements available in a single motor, elements™ Connect enables every practice to continue using its existing techniques and protocols.



Only through Kerr Reps

**1.630,00 €**

18

## Apex Connect Electronic Apex Locator

Intelligent visual and audio indicators provide real-time information on working length. Modern design and intuitive operation. Apex Connect's self-calibration function activates every time the device is switched on. Features a 63 mm color display with a clear 45° viewing angle.

□ 815-1803 - Kit Apex Connect



Only through Kerr Reps

**775,00 €**

19

## Cleanic in Tube

Single-step Perlite-based Prophy Paste

2 items of your choice among:

- 3380 - with fluoride - Mint
- 3382 - with fluoride - Green Apple - Menthol-free
- 3384 - with fluoride - Light - no artificial colorants or flavors
- 3386 - with fluoride - Red Fruits - Menthol-free
- 3183 - without fluoride - Mint

Contains: 1 tube (100 g)



2 pcs

MADE IN ITALY

33,00 €

20

## 1 Cleanic Monodose

Single-step Perlite-based Prophy Paste

3340 - Cleanic single-dose

Contents:

200 single-dose prophy paste portions (2 g each),  
3 paste-holder rings.

## + 1 CleanPolish™ or 1 SuperPolish™

Prophy and polishing pastes based on pumice or aluminum oxide

1 pack of your choice among:

- 360 CleanPolish™ - 50 g tube - anise flavor - without fluoride
- 361 SuperPolish™ - 50 g tube - anise flavor - without fluoride

MADE IN ITALY



1 pack



1 pack



69,00 €

21

## Temp-Bond™ Clear™

Translucent resin-based temporary cement

33351EU - Automixing Syringes

Contains: 1 syringe (6 g), 10 mixing tips

MADE IN ITALY



1 pack

52,00 €


Kerr™

# 135 YEARS OF KERR DENTAL

## Founded in Usa as "Detroit Dental Manufacturing Company"

The company will change the name into "The Kerr Manufacturing Company" in 1939

1891



1959

## Production in Europe starts

Opening of the Kerr Italia site in Scafati



## New Products

lots of successful products launched as Tubli-Seal, Temp-Bond, Herculite and OptiBond



1960 - 1990



1990 - 2010

## Global Expansion

Kerr expands worldwide: Swiss, Czech Republic, Middle East and Africa



## Market Leader

Kerr is part of Envista together with other dental companies such as Nobel Biocare and Ormco.

2019 - Today



# KERR SWITCHES TO ENVIRONMENTALLY FRIENDLY PACKAGING

As a leading provider of dental medical products, we would like to share that Kerr will switch its packaging from plastic partly to cardboard in multiple phases. This switch will reduce the amount of plastic significantly and is part of our commitment to a more sustainable and environmentally friendly production.

As part of this change, Kerr is now offering dentists large parts of its polishing and restorative accessories range in environmentally friendly cardboard boxes. These new packs are not only environmentally friendly, but also allow dentists to check the contents by means of pictograms on the outside of the packs. Unlike the previous transparent plastic packaging, this new packaging solution offers improved visibility and allows dentists to see the contents, by the usage of pictograms, at a glance.

See examples below for Hawe™ Adapt™ Matrices:



„Switching to environmentally friendly packaging for over 280 items, is an important step for us to do our bit for the environment,“ said Mrs. Alessandra Bufo, Vice President, EMEA

Commercial - Consumables. „We are proud to offer our customers more environmentally friendly options while ensuring that the quality and functionality of our products is maintained.“

A vast majority of these 280 finished goods will be 100% plastic free, while for others still some plastic is needed. Nevertheless, the total reduction of plastic for these items will be more than 85%. This change will lead to a total estimated plastic reduction of 18 – 21 tons per year, for these 280 items.

Kerr remains committed to developing sustainable solutions and promoting environmentally friendly practices in all areas of its business. The switch to eco-friendly packaging is just one example of the company's commitment to a sustainable future.

## About Kerr

*Kerr is a leading supplier of dental medical consumables. With more than 130 years of experience in the industry, Kerr has built a reputation for quality and innovation. The company is committed to providing the best products and services to its customers while making a positive contribution to the environment.*

**Kerr**™



*takes care.*

*Continuous Improvement to contribute to a more sustainable and ecologic friendly future.*

## TPO IN DENTISTRY

On 1 September 2025, the European Union established a ban on placing on the market and making available products containing two chemical substances: **TPO** (Trimethylbenzoyl Diphenylphosphine Oxide) and **DMTA** (Dimethyltolylamine).

The EU has classified these substances as **potentially hazardous and reproductive toxins**.

### WHAT IS TPO AND WHY IS IT SO IMPORTANT?

**Trimethylbenzoyl Diphenylphosphine Oxide (TPO) is a Type I photoinitiator, a substance that reacts to light (particularly within the near-UV wavelength) to trigger a chain reaction that transforms a liquid into a stable solid.**

Thanks to this property, TPO is widely used in various fields, including printing inks, industrial coatings, and - critically - nail gels and dental composite resins.

The regulation **mainly concerns the cosmetics sector**, where additives containing these components are heavily used for curing photopolymerizable resins employed in nail reconstruction.

### WHAT HAPPENS IN THE DENTAL SECTOR?

The **Medical Device Regulation (MDR)** is based on **risk management**: even if a substance has hazardous properties, its use is allowed if the exposure risk is manageable and the benefits outweigh the dangers. This means that, for now, dental products containing TPO will continue to **BE MARKETED AND USED IN CONTROLLED ENVIRONMENTS AND WITH PROPER ISOLATION, THANKS TO THE USE OF RUBBER DAM.**

### BUT... THERE IS AN IMPORTANT POINT NOT TO UNDERESTIMATE FOR DENTAL PROFESSIONALS:

*"The greatest risk is for operators who are exposed daily to these substances - especially before the product is fully light-cured - through inhalation, direct contact, and skin absorption," as reminded by ANTLO.*

(Full article: [www.odontoiatria33.it/approfondimenti/26359/additivi-funzionali-a-base-di-tpo-e-dmta-antlo-ricorda-il-rischio-e-per-l-operatore.html](http://www.odontoiatria33.it/approfondimenti/26359/additivi-funzionali-a-base-di-tpo-e-dmta-antlo-ricorda-il-rischio-e-per-l-operatore.html))

**At Kerr, we care about the health of our customers and their patients, and we want to inform you that**

**ALL OUR PRODUCTS HAVE ALWAYS BEEN TPO-FREE.**



**Kerr Commercial Team**

# Kerr Contact

**Ivan Brkić**

**Sales Representative**

**M: +385 994 991 191**

**[ivan.brkic@envistaco.com](mailto:ivan.brkic@envistaco.com)**