

2024


HOT JOBS

BORDERPLEX



THIS IS WHY THEY'RE HOT:

10% or more growth over 10 years
20 or more annual job openings
\$17.24 or more per hour entry wage

 Hottest Jobs are in top wage quartiles and entry wages are at or above \$17.24

WSB 2024 HOT JOBS



CONSTRUCTION

PROJECTED
EMPLOYMENT
PERCENT CHANGE
WITHIN 10 YEARS

TOTAL ANNUAL
OPENINGS

ENTRY
WAGE

EXPERIENCED
WAGE

 Civil Engineers

14

45

\$ 23.21

\$ 41.89

 Security and Fire Alarm
Systems Installers

14

33

\$ 16.41

\$ 33.04

 Operating and Other
Construction Equipment
Operators

16

120

\$ 15.17

\$ 21.87

 Electricians

21

232

\$ 15.42

\$ 25.23

 Plumbers, Pipefitters,
and Steamfitters

21

115

\$ 15.31

\$ 26.36

 Heating, Air Conditioning,
and Refrigeration
Mechanics and Installers

12

132

\$ 15.47

\$ 24.53




DEFENSE

PROJECTED
EMPLOYMENT
PERCENT CHANGE
WITHIN 10 YEARS

TOTAL ANNUAL
OPENINGS

ENTRY
WAGE

EXPERIENCED
WAGE

 Probation Officers and
Correctional Treatment
Specialists

13

21

\$ 16.59

\$ 23.29

 Fire Inspectors and
Investigators

12

28

\$ 16.49

\$ 22.75

 Public Safety
Telecommunicators

12

27

\$ 15.67

\$ 19.75

WSB 2024 HOT JOBS




DEFENSE

PROJECTED
EMPLOYMENT
PERCENT CHANGE
WITHIN 10 YEARS

TOTAL ANNUAL
OPENINGS

ENTRY
WAGE

EXPERIENCED
WAGE

 Detectives and
Criminal Investigators

14

216

\$ 29.01

\$ 49.36



EDUCATION

PROJECTED
EMPLOYMENT
PERCENT CHANGE
WITHIN 10 YEARS

TOTAL ANNUAL
OPENINGS

ENTRY
WAGE

EXPERIENCED
WAGE


 Career/Technical Education
Teachers, Postsecondary

8

30

\$ 15.91

\$ 40.19

 Preschool/Kindergarten
Teachers, Except Special
Education

10

59

\$ 23.52

\$ 28.73

 Elementary School Teachers,
Except Special Education

10

314

\$ 23.46

\$ 28.57

 Middle School Teachers,
Except Special and Career/
Technical Education

10

178

\$ 23.50

\$ 28.84


 Secondary School Teachers,
Except Special and Career/
Technical Education

11

272

\$ 23.84

\$ 29.57

 Special Education Teachers,
Kindergarten and Elementary
School

10

30

\$ 24.37

\$ 28.87

 Special Education Teachers,
Secondary School

10

28

\$ 23.80

\$ 28.40

WSB 2024 HOT JOBS



FINANCE

PROJECTED
EMPLOYMENT
PERCENT CHANGE
WITHIN 10 YEARS

TOTAL ANNUAL
OPENINGS

ENTRY
WAGE

EXPERIENCED
WAGE

 Claims Adjusters, Examiners,
and Investigators

11

22

\$ 19.49

\$ 37.86

 Compliance Officers

16

209

\$ 20.57

\$ 43.34

 Accountants and Auditors

17

193

\$ 20.75

\$ 39.42

 Budget Analyst/
Financial Analyst

18

53

\$ 23.81

\$ 42.53

 Loan Officers

27

51

\$ 14.28

\$ 33.31



HUMAN RESOURCES

PROJECTED
EMPLOYMENT
PERCENT CHANGE
WITHIN 10 YEARS

TOTAL ANNUAL
OPENINGS

ENTRY
WAGE

EXPERIENCED
WAGE

 Human Resources Specialists

17

113

\$ 16.16

\$ 30.77

WSB 2024 HOT JOBS



INFORMATION TECHNOLOGY

PROJECTED
EMPLOYMENT
PERCENT CHANGE
WITHIN 10 YEARS

TOTAL ANNUAL
OPENINGS

ENTRY
WAGE

EXPERIENCED
WAGE

 Computer Systems Analysts

14

30

\$ 26.15

\$ 45.43

 Computer Network Support Specialists

10

16

\$ 20.37

\$ 32.81

 Network and Computer Systems Administrators

15

45

\$ 26.10

\$ 43.04

 Software Developers and Software Quality Assurance Analysts and Testers

29

88

\$ 26.51

\$ 48.15



MANUFACTURING

PROJECTED
EMPLOYMENT
PERCENT CHANGE
WITHIN 10 YEARS

TOTAL ANNUAL
OPENINGS

ENTRY
WAGE

EXPERIENCED
WAGE

 Electrical Engineers

11

12

\$ 27.61

\$ 47.28

 Industrial Engineers

21

26

\$ 25.76

\$ 45.11

 Industrial Machinery Mechanics

22

54

\$ 15.72

\$ 25.89

 Electrical and Electronics Repairers, Commercial and Industrial Equipment

17

21

\$ 15.17

\$ 26.48

WSB 2024 HOT JOBS




MANUFACTURING

PROJECTED
EMPLOYMENT
PERCENT CHANGE
WITHIN 10 YEARS

TOTAL ANNUAL
OPENINGS

ENTRY
WAGE

EXPERIENCED
WAGE

 Mobile Heavy Equipment
Mechanics, Except Engines

14

60

\$ 17.68

\$ 26.68



MARKETING

PROJECTED
EMPLOYMENT
PERCENT CHANGE
WITHIN 10 YEARS

TOTAL ANNUAL
OPENINGS

ENTRY
WAGE

EXPERIENCED
WAGE

 Public Relations Specialists

25

65

\$ 16.51

\$ 30.95




MEDICAL AND HEALTH

PROJECTED
EMPLOYMENT
PERCENT CHANGE
WITHIN 10 YEARS

TOTAL ANNUAL
OPENINGS

ENTRY
WAGE

EXPERIENCED
WAGE

 Child, Family, and School
Social Workers

13

41

\$ 16.15

\$ 25.71

 Healthcare Social Workers

17

45

\$ 16.86

\$ 30.58

 Health Education Specialists

30

26

\$ 15.69

\$ 28.65

 Occupational Health
and Safety Specialists

15

22

\$ 19.11

\$ 36.06

 Respiratory Therapists

32

35

\$ 25.27

\$ 33.81

WSB 2024 HOT JOBS



MEDICAL AND HEALTH

PROJECTED
EMPLOYMENT
PERCENT CHANGE
WITHIN 10 YEARS

TOTAL ANNUAL
OPENINGS

ENTRY
WAGE

EXPERIENCED
WAGE



Substance Abuse,
Behavioral Disorder, and
Mental Health Counselors

28

51

\$ 15.11

\$ 26.27



Registered Nurses

16

469

\$ 27.95

\$ 40.57



Dental Hygienists

27

14

\$ 28.33

\$ 37.17



Radiologic Technologists
and Technicians

17

48

\$ 23.89

\$ 33.88



Surgical Technologists

12

27

\$ 18.09

\$ 26.29



Licensed Practical and
Licensed Vocational Nurses

20

196

\$ 19.27

\$ 24.81



Medical Dosimetrists,
Medical Records Specialists,
and Health Technologists and
Technicians, All Other

18

112

\$ 45.53

\$ 61.20



Occupational Therapy
Assistants

38

21

\$ 18.35

\$ 34.81



Physical Therapist Assistants

38

38

\$ 20.98

\$ 36.20

WSB 2024 HOT JOBS



TRANSPORTATION AND LOGISTICS

PROJECTED
EMPLOYMENT
PERCENT CHANGE
WITHIN 10 YEARS

TOTAL ANNUAL
OPENINGS

ENTRY
WAGE

EXPERIENCED
WAGE



Logisticians

46

66

\$ 19.93

\$ 38.76



OTHER

PROJECTED
EMPLOYMENT
PERCENT CHANGE
WITHIN 10 YEARS

TOTAL ANNUAL
OPENINGS

ENTRY
WAGE

EXPERIENCED
WAGE



General and Operations
Managers

20

513

\$ 15.80

\$ 52.94



Management Analysts

29

78

\$ 26.05

\$ 47.90



Paralegals and Legal
Assistants

20

51

\$ 15.88

\$ 25.11



Operations Research
Analysts

43

19

\$ 23.10

\$ 42.95

WSB 2024 COOLING JOBS

COOLING JOBS are occupations that have a projection of diminishing growth over the next ten years.



OCCUPATION TITLE

GROWTH
FORECAST 10 YRS.

ENTRY WAGES
2022

Order Clerks	-30.40%	\$ 11.68
Advertising Sales Agents	-25.0%	\$ 11.19
Editors	-22.8%	\$ 14.02
News Analysts, Reporters, and Journalists	-20.9%	\$ 12.98
Cabinetmakers and Bench Carpenters	-19.3%	\$ 10.64
Switchboard Operators, Including Answering Service	-18.0%	\$ 9.73
Executive Secretaries and Executive Administrative Assistants, Legal Secretaries and Administrative Assistants	-15.3%	\$ 14.61
Data Entry Keyers	-12.8%	\$ 10.35
Printing Press Operators	-12.6%	\$ 11.32
Payroll and Timekeeping Clerks	-8.2%	\$ 13.81
Inspectors, Testers, Sorters, Samplers, and Weighers	-8.0%	\$ 11.09
Helpers--Production Workers	-7.2%	\$ 10.75

WSB 2024 COOLING JOBS

COOLING JOBS are occupations that have a projection of diminishing growth over the next ten years.



OCCUPATION TITLE

GROWTH
FORECAST 10 YRS.

ENTRY WAGES
2022

Sewing Machine Operators

-6.8%

\$ 8.93

Packers and Packagers, Hand

-6.8%

\$ 8.93

Brickmasons and Blockmasons

-6.3%

\$ 16.13

Tool and Die Makers

-5.6%

\$ 17.78

Medical Transcriptionists

-5.3%

\$ 9.66

Paper Goods Machine Setters,
Operators, and Tenders

-4.9%

\$ 14.49

Plasterers and Stucco Masons

-1.7%

\$ 15.26

Extruding and Drawing Machine Setters,
Operators, and Tenders, Metal and Plastic

-1.6%

\$ 14.03

Drywall and Ceiling Tile Installers

-1.3%

\$ 14.24

Shoe and Leather Workers and Repairers

-1.3

\$ 9.86

Library Technicians

-1.0%

\$ 11.03

Meter Readers, Utilities

0.0%

\$ 12.32

WSB 2024 HOT JOBS RURAL COUNTIES

Brewster | Culberson | Hudspeth | Jeff Davis | Presidio

Why They're Hot: Entry-level wages (closest to WSB Living Wages) 10 or more annual openings | Local employer feedback | In-demand and emerging demand



CONSTRUCTION

TOTAL
ANNUAL
OPENINGS

ENTRY
WAGES
2022

EXPERIENCED
WAGE 2022



Wellhead Pumpers

60

\$ 25.27

\$ 45.65



Electricians

53

\$ 18.04

\$ 31.35



Operating Engineers
and Other Construction
Equipment Operators

53

\$ 18.03

\$ 25.89



Heating, Air Conditioning,
and Refrigeration Mechanics
and Installers

29

\$ 15.96

\$ 28.75



Control and Valve Installers
and Repairers, Except
Mechanical Door

28

\$ 19.94

\$ 37.81



Water and Wastewater
Treatment Plant and
System Operators

28

\$ 16.22

\$ 22.98



Gas Compressor and
Gas Pumping Station
Operators

24

\$ 30.94

\$ 37.96



DEFENSE

TOTAL
ANNUAL
OPENINGS

ENTRY
WAGES
2022

EXPERIENCED
WAGE 2022



Correctional Officers
and Jailers

30

\$ 18.93

\$ 24.79

WSB 2024

HOT JOBS RURAL COUNTIES





EDUCATION


TOTAL
ANNUAL
OPENINGS

ENTRY
WAGES
2022

EXPERIENCED
WAGE 2022

 Career/Technical Education Teachers, Postsecondary	142	\$ 23.59	\$ 45.33
--	-----	----------	----------

 Elementary School Teachers, aExcept Special Education	23	\$ 24.05	\$ 31.49
---	----	----------	----------

 School Psychologists	35	\$ 29.92	\$ 37.37
---	----	----------	----------



FINANCE

TOTAL
ANNUAL
OPENINGS

ENTRY
WAGES
2022

EXPERIENCED
WAGE 2022

 Accountants and Auditors	41	\$ 24.19	\$ 44.82
--	----	----------	----------




HUMAN RESOURCES

TOTAL
ANNUAL
OPENINGS

ENTRY
WAGES
2022

EXPERIENCED
WAGE 2022

 Human Resources Specialists	30	\$ 19.29	\$ 38.35
---	----	----------	----------

WSB 2024

HOT JOBS RURAL COUNTIES






INFORMATION TECHNOLOGY

TOTAL ANNUAL OPENINGS

ENTRY WAGES 2022

EXPERIENCED WAGE 2022

 Network and Computer Systems Administrators	52	\$ 29.44	\$ 47.81
 Software Developers	24	\$ 29.66	\$ 65.62
 Telecommunications Equipment Installers and Repairers, Except Line Installers	22	\$ 21.95	\$ 32.89








MANUFACTURING

TOTAL ANNUAL OPENINGS

ENTRY WAGES 2022

EXPERIENCED WAGE 2022

 Electrical Engineers	44	\$ 31.42	\$ 59.62
 Industrial Engineers	35	\$ 34.52	\$ 58.20
 Electrical and Electronics Repairers, Commercial and Industrial Equipment	33	\$ 19.21	\$ 36.91
 Mechanical Engineers	31	\$ 30.27	\$ 55.01
 Electronics Engineers, Except Computer	22	\$ 37.45	\$ 61.94

WSB 2024

HOT JOBS RURAL COUNTIES



MEDICAL AND HEALTH

TOTAL
ANNUAL
OPENINGS

ENTRY
WAGES
2022

EXPERIENCED
WAGE 2022

 Registered Nurses	828	\$ 32.27	\$ 44.55
 Cardiovascular Technologists and Technicians	199	\$ 16.46	\$ 29.71
 Radiologic Technologists and Technicians	176	\$ 26.79	\$ 37.85
 Surgical Technologists	169	\$ 16.46	\$ 26.63
 Occupational Therapy Assistants	140	\$ 30.14	\$ 40.79
 Licensed Practical and Licensed Vocational Nurses	71	\$ 21.73	\$ 28.04
 Occupational Therapists	64	\$ 31.65	\$ 59.90
 Respiratory Therapists	60	\$ 28.99	\$ 37.30
 Occupational Health and Safety Specialists	55	\$ 21.09	\$ 42.02

WSB 2024

HOT JOBS RURAL COUNTIES



MEDICAL AND HEALTH

TOTAL
ANNUAL
OPENINGS

ENTRY
WAGES
2022

EXPERIENCED
WAGE 2022

 Physician Assistants	47	\$ 51.20	\$ 74.19
 Diagnostic Medical Sonographers	40	\$ 29.42	\$ 44.45
 Medical and Clinical Laboratory Technologists	72	\$ 17.75	\$ 33.17
 Magnetic Resonance Imaging Technologists	25	\$ 34.34	\$ 44.94
 Physical Therapist Assistants	24	\$ 30.18	\$ 42.94





TRANSPORTATION AND LOGISTICS

TOTAL
ANNUAL
OPENINGS

ENTRY
WAGES
2022

EXPERIENCED
WAGE 2022

 Heavy and Tractor-Trailer Truck Drivers	371	\$ 16.11	\$ 29.36
 Bus and Truck Mechanics and Diesel Engine Specialists	97	\$ 16.98	\$ 30.07

WSB 2024

HOT JOBS RURAL COUNTIES



OTHER

TOTAL
ANNUAL
OPENINGS

ENTRY
WAGES
2022

EXPERIENCED
WAGE 2022



General and Operations
Managers

94

\$ 18.42

\$ 60.88



Management Analysts

23

\$ 29.08

\$ 56.35

WORKFORCE

SOLUTIONS BORDERPLEX

A proud partner of the American Job Center® network

WORKFORCE
BUSINESS SOLUTIONS

NEXTFORCE

HERFORCE

JOINT TASKFORCE

CAREFORCE

POWER PARTNERS



Visit us online at
borderplexjobs.com



Call us at
915-887-2600

WSB Locations

North Loop Center
8825 N. Loop, Ste. 122
El Paso, TX 79907

Military Affiliated Satellite
Center Building 725, Custer
Rd. Fort Bliss, TX 79906

Northeast Center
8941 Dyer St.
El Paso, TX 79904

Artcraft Job Link Site
6351 South Desert -
Suite 217 El Paso,
TX 79932

Presidio Center
701 E Market, Suite 6B
Presidio, TX 79845

Alpine Center
710 E. Holland, Ste. 2
Alpine, TX 79830

Virtual Employment
Station - Kelly Center
915 N Florence St.
El Paso, TX 79902

Power Partner Locations

Horizon EDC
287 South Darrington Rd.,
Ste 1 Horizon City, TX 79928

Chayo Apodaca
Community Center
341 North Moon Dr.
Socorro, TX 79927

EP County Housing
Authority 1101 Yann Rd.
Fabens, TX 79838

Kennedy Communities
(HOME) 400 S Zaragoza Rd
El Paso, TX 79907

Visit our website for business hours.

[f](#) [o](#) [in](#) [v](#) @Workforcesolutions borderplex [X](#) @borderplexjobs [globe](#) borderplexjobs.com

Funded by all or in part of, the Department of Labor/ETA WIOA Formula Grants and Wagner-Peyser; the Department of Health and Human Services TANF and Child Care Development Fund; and the Food and Nutrition Service SNAP Employment & Training. Equal Opportunity Employer/Program. Auxiliary aids and services are available upon request to individuals with disabilities. Relay Texas: 711 (Voice) or 1-800-735-2989 (TTY). Igualdad de oportunidades de Empleo/Programas. Equipo auxiliar y servicios de apoyo están disponibles para personas con discapacidad al ser requeridos. Relay Texas: 711 (Voz) o 1-800-735-2989 (TTY)