

**T O B E**





# T O B E

100x100 . 40"x40" | 50x100 . 20"x40"  
60x120 . 24"x48" | 60x60 . 24"x24" | 30x60 . 12"x24"  
80x80 . 32"x32" | 80x80 . 32"x32" **19MM**

80x180 . 32"x72" | 180x20 . 72"x8" | 100x100 . 40"x40"  
50x100 . 20"x40" | 60x120 . 24"x48"  
60x60 . 24"x24" | 30x60 . 12"x24"

## TO BE CONCRETE

ANTRACITE  
CORDA  
GESSO  
GRIGIO  
PELTRO

## TO BE MARBLE

PORTORO  
RENOIR  
STATUARIO



Una ricerca trasversale su marmi e cemento, ha dato vita a un'originale proposta ceramica in cui l'uso creativo di differenti materiali, colori, formati e superfici permette di creare ambienti autentici e capaci di trasmettere grandi emozioni.

*A cross-cutting study involving marble and cement has generated an unusual ceramic product where the creative use of different materials, colours, sizes and surface finishes gives rise to authentic surroundings, capable of conveying great emotions.*

*Une recherche transversale sur des marbres et ciments a donné naissance à une collection céramique originale où l'utilisation innovante de différents matériaux, couleurs, formats et surfaces permet de créer des espaces authentiques, en mesure de transmettre de grandes émotions.*

*Eine umfangreiche Forschung über Marmor und Zement hat eine originelle Keramiklösung hervorgebracht, in der der kreative Einsatz verschiedener Materialien, Farben, Formaten und Oberflächen es ermöglicht, authentische Räumlichkeiten zu schaffen, die große Emotionen vermitteln.*

*Всеобъемлющее исследование мрамора и цемента вдохнуло жизнь в оригинальное предложение такой керамики, у которой креативная сторона разных материалов, цветов, форматов и поверхностей позволяет создавать эффектные интерьеры, способные оставлять сильные впечатления.*

# ANTRACITE \_ GESSO

by **TO BE CONCRETE**

STILE MODERN CHIC PER UNA DIMORA SIGNORILE, CARATTERIZZATA DA UN DESIGN PULITO E LINEARE CHE NON DISDEGNA TOCCHI DI ORIGINALITÀ, PER RENDERE UNICO E PERSONALE LO STILE DI VITA.

*Modern chic style for a refined home, designed with clean lines that also embrace touches of originality, to create a unique and personal lifestyle.*

*Style moderne et chic pour une habitation de standing, caractérisée par un design épuré et linéaire qui ne dédaigne pas les touches d'originalité, pour un style de vie unique et personnel.*

*Ein schicker moderner Stil für ein herrschaftliches Haus, das sich durch ein sauberes und geradliniges Design auszeichnet, das auch auf originelle Elemente setzt, um einen einzigartigen und persönlichen Lebensstil zu schaffen.*

*Стиль современный шик в престижном жилье, оформленном в чистом и линейном дизайне, не отказывающемся от штрихов оригинальности, сделает стиль жизни единственным и неповторимым.*







TO BE CONCRETE GESSO  
100x100 . 40"x40" RETT  
mosaico bricks 30x60 . 12"x24" RETT

**ANTRACITE\_GESSO**

TO BE CONCRETE ANTRACITE

60x120 . 24"x48" RETT

TO BE CONCRETE PELTRO

ventaglio 30x30 . 12"x12"

TO BE CONCRETE GESSO

60x60 . 24"x24" RETT

ventaglio 30x30 . 12"x12"

righe 30x30 . 12"x12"









**ANTRACITE**

TO BE CONCRETE ANTRACITE  
80x80 . 32"x32" RETT **19MM R11**  
PEZZI SPECIALI **19MM R11**









# C O R D A

## by TO BE CONCRETE & MARBLE

ATMOSFERA ACCOGLIENTE E TONALITÀ DELICATE. BENVENUTI IN UNA CASA DAL DESIGN ESSENZIALE E ARMONICO NELLE LINEE E NEI COLORI, CHE SORPRENDE NELLA FINEZZA DEL DETTAGLIO.

*A congenial atmosphere and mellow colour shades. Welcome to a home designed to incorporate essential, harmonic lines and colours, with a remarkable attention to the fine detail.*

*Atmosphère accueillante et tonalités délicates. Bienvenue dans une maison au design essentiel et harmonieux au niveau des lignes et des couleurs, qui surprend par le raffinement des détails.*

*Gemütliche Atmosphäre und zarte Farbtöne. Willkommen in einem Haus, das von einem essentiellen Design und harmonischen Linien und Farben zeugt, dessen feine Details für Überraschung sorgen.*

*Уютная атмосфера и нежные тона. Добро пожаловать в дом со строгим дизайном и гармоничными линиями и цветами, удивляющий изысканностью деталей.*





TO BE CONCRETE CORDA  
60x120 . 24"x48" RETT

Bamboo Bronze (base Golden)  
comp 2 pz 120x120 . 48"x48" RETT (collezione Temper)



**C O R D A**

TO BE CONCRETE CORDA

60x120 . 24"x48" RETT

battiscopa 6,5x60 . 2<sup>9</sup>/<sub>16</sub>"x24" RETT

Bamboo Bronze (base Golden)

comp 2 pz 120x120 . 48"x48" RETT (collezione Temper)







**CORDA \_ STATUARIO**

TO BE CONCRETE CORDA  
60x60 . 24"x24" RETT







TO BE CONCRETE CORDA  
60x60 . 24"x24" RETT  
TO BE MARBLE STATUARIO  
60x120 . 24"x48" RETT  
mosaico tessera 5x5 . 2"x2" RETT

# G E S S O

by **TO BE CONCRETE**

LOOK TOTAL WHITE PER UNA DIMENSIONE DELL'ABITARE ALL'INSEGNA DELLA LUCE E DI UN'ELEGANZA SENZA TEMPO. MATERIALI E ARREDO DONANO AGLI SPAZI UN'ATMOSFERA SUGGESTIVA, SOSPESA TRA PASSATO E PRESENTE.

*A total white look creates a new dimension in living spaces – one of light and timeless elegance. Materials and furnishings give the surroundings an evocative atmosphere, suspended between past and present.*

*Total look blanc pour une dimension de l'habiter sous le signe de la lumière et d'une élégance intemporelle. Les matériaux et la décoration confèrent aux espaces une atmosphère suggestive, suspendue entre passé et présent.*

*Total White Look für eine Dimension des Wohnens im Zeichen von Licht und zeitloser Eleganz. Materialien und Möbel verleihen den Räumen eine suggestive Atmosphäre, die zwischen Vergangenheit und Gegenwart schwebt.*

*Полностью белый образ для оформления дома в светлом стиле, не знающем времени. Используемые для отделки материалы создают эффектную атмосферу, парящую между прошлым и настоящим.*



**GESSO**

TO BE CONCRETE GESSO  
100x100 . 40"x40" RETT





**GESSO**

TO BE CONCRETE GESSO  
100x100 . 40"x40" RETT







# GRIGIO

by **TO BE CONCRETE**

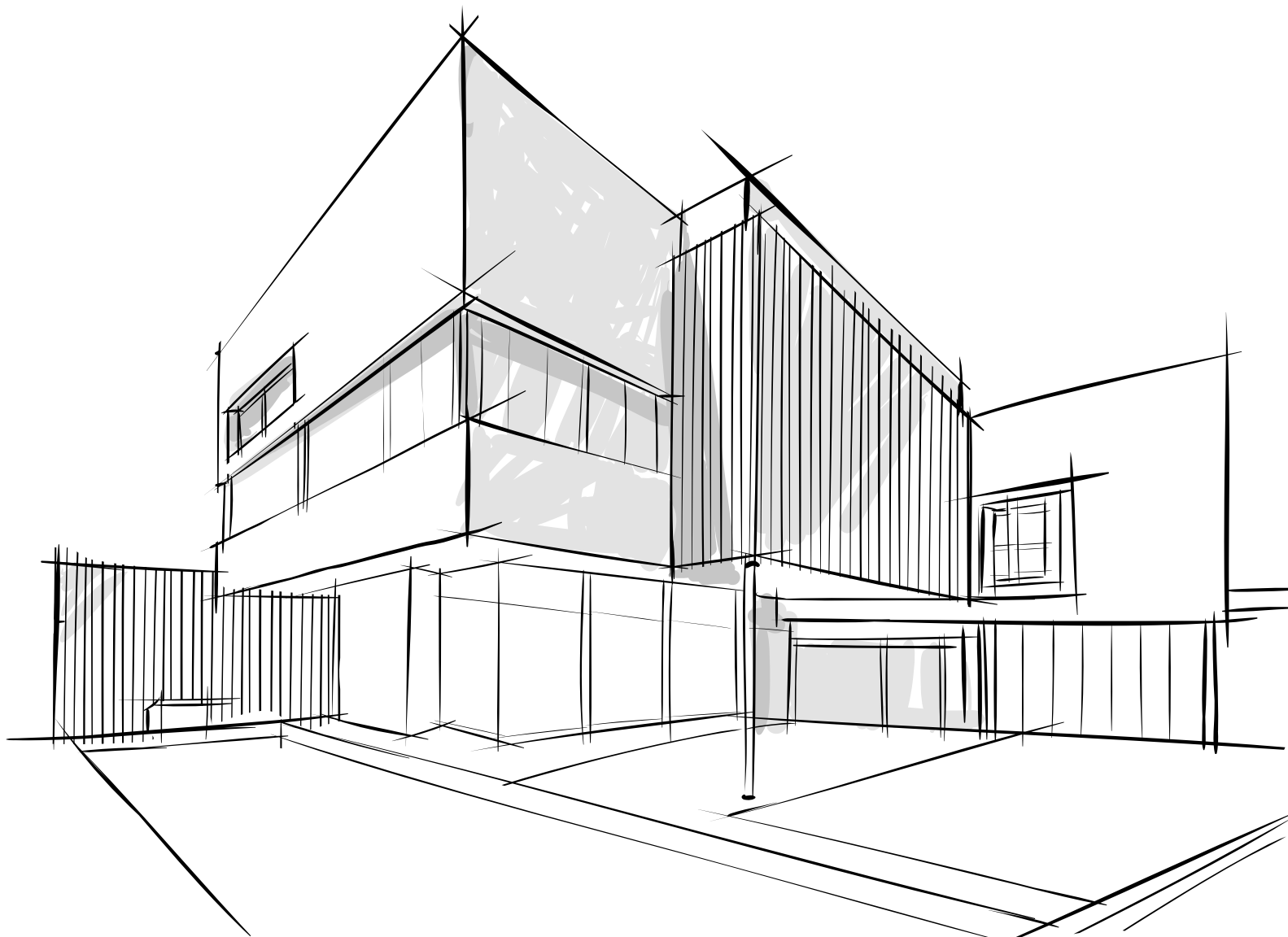
TRASPARENTE, RIFLETTENTE,  
DIAFANO. IL GRIGIO È IL  
COLORE CHE PIÙ DI TUTTI È  
SFONDO IDEALE PER ESALTARE  
GLI ELEMENTI DELLA SCENA,  
QUALITÀ ESSENZIALE NEGLI  
SPAZI ARCHITETTONICI DI OGGI.

*Pale, transparent  
and reflective, grey  
is the colour that,  
more than any other,  
creates an ideal  
background to show  
off the elements  
on the stage, an  
essential quality in  
today's architectural  
spaces.*

*Transparent,  
réfléchissant, diapha-  
ne. Le gris consti-  
tue, plus que toute  
autre couleur, le fond  
idéal pour exalter  
les éléments de la  
scène, une qualité  
essentielle dans les  
espaces architectu-  
raux modernes.*

*Transparent, reflektie-  
rend, durchsichtig.  
Grau ist die Farbe, die  
vor allen anderen der  
ideale Hintergrund ist,  
um die Elemente der  
Szene hervorzuheben  
- eine wesentliche  
Eigenschaft in den  
heutigen architektoni-  
schen Räumen.*

*Прозрачный,  
отражающий,  
просвечивающийся.  
Серый - это такой  
цвет, который больше  
всех остальных  
может выступать  
в роли идеального  
фона для современных  
архитектурных  
пространств.*





TO BE CONCRETE GRIGIO  
100x100 . 40"x40" RETT  
mosaico 30x30 . 12"x12" RETT (tessera 5x5 . 2"x2")



**GRIGIO**

TO BE CONCRETE GRIGIO

80x80 . 32"x32" RETT

battiscopa 7,5x80 . 3"x32" RETT

gradone square assemblato 30x120x3,3 . 12"x48"x1<sup>5</sup>/<sub>16</sub>" RETT





TO BE CONCRETE GRIGIO  
80x80 . 32"x32" RETT  
battiscopa 7,5x80 . 3"x32" RETT  
gradone square assemblato (comp. 2 pz) 30x120x3,3 . 12"x48"x1<sup>9</sup>/<sub>16</sub>" RETT



**GRIGIO**

TO BE CONCRETE GRIGIO  
80x80 . 32"x32" RETT R11









# PELTRO

by **TO BE CONCRETE**


IL NOME DI UN'ANTICA LEGA METALLICA RIVIVE OGGI NEI COLORI CHE VESTONO AMBIENTI RAFFINATI, DAL DESIGN INDUSTRIAL-CHIC. PROFONDITÀ E LEGGEREZZA CARATTERIZZANO UN'ARCHITETTURA SEMPRE ATTUALE.

*The features of pewter, an ancient metal alloy, come alive again today in the colours used to decorate refined surroundings with industrial chic interior design. Depth and lightness characterize an architectural style that is always cutting-edge.*

*Le nom d'un ancien alliage métallique revit aujourd'hui dans les couleurs qui habillent des espaces raffinés, au design industriel chic. Profondeur et légèreté, telles sont les caractéristiques d'une architecture toujours actuelle.*

*Der Name einer alten Metallegierung wird jetzt in den Farben wieder zum Leben erweckt, die feine Räumlichkeiten im industriell-schicken Design kleiden. Tiefe und Leichtigkeit kennzeichnen eine Architektur, die immer auf dem neuesten Stand ist.*

*Сегодня название старинного металлического сплава оживает в цветах, оформляющих изысканные интерьеры с дизайном промышленный шик. Глубина и легкость характеризуют всегда актуальную архитектуру.*





TO BE CONCRETE PELTRO  
60x120 . 24"x48" RETT  
TO BE CONCRETE  
inserto to be s/4 gesso 60x60 . 24"x24" RETT



**PELTRO**

TO BE CONCRETE PELTRO

60x120 . 24"x48" RETT

TO BE CONCRETE

inserto to be s/4 gesso 60x60 . 24"x24" RETT







**PELTRO**

TO BE CONCRETE PELTRO

60x120 . 24"x48" RETT

mosaico scaglie 24x29 . 9<sup>7</sup>/<sub>16</sub>"x11<sup>7</sup>/<sub>16</sub>





TO BE CONCRETE PELTRO  
60x120 . 24"x48" RETT  
mosaico scaglie 24x29 . 9<sup>7</sup>/<sub>16</sub>"x11<sup>7</sup>/<sub>16</sub>



# PORTORO\_STATUARIO

by **TO BE MARBLE**


PRONTO A SFIDARE IL TEMPO,  
IL MARMO ATTRAVERSA LA  
STORIA E ARRIVA A NOI,  
ELEGANTE E RAFFINATO.  
NELLE SUE VARIANTI,  
DECLINA LO SPIRITO DI UN  
MATERIALE CHE CONTINUA  
AD AFFASCINARE.

*Well able to stand the  
test of time, marble  
has survived through  
the ages and come  
down to us with  
its elegant, refined  
qualities. In its various  
forms, it expresses the  
spirit of a material that  
continues to charm.*

*Prêt à défier le  
temps, le marbre  
traverse l'histoire  
pour arriver jusqu'à  
nous élégant et  
raffiné. C'est dans  
ses variantes que se  
décline l'esprit d'un  
matériau éternellem-  
ent fascinant.*

*Marmor ist bereit, die  
Zeit herauszufordern!  
Es durchquert die Ge-  
schichte und gelangt  
bis zu uns, elegant  
und raffiniert zugleich.  
In seinen Varianten  
durchlebt es den Geist  
eines Materials, das  
nach wie vor fasziniert.*

*Готовый бросить  
вызов истории, мрамор  
переживает ее и доходит  
до наших дней со всей  
его элегантностью и  
изысканностью. Во всех  
своих вариантах он  
отражает дух такого  
материала, который  
продолжает очаровывать.*



**STATUARIO**

TO BE MARBLE STATUARIO  
pannello 5 (comp. 5 pz) 400x180 . 157½"x72" SATIN-RETT





**STATUARIO\_PORTORO**

TO BE MARBLE STATUARIO  
pannello 5 (comp. 5 pz) 400x180 . 157½"x72" SATIN-RETT  
TO BE MARBLE PORTORO  
100x100 . 40"x40" LUX-RETT







**PORTORO**

TO BE MARBLE PORTORO  
100x100 . 40"x40" LUX-RETT









**STATUARIO\_PORTORO**

---

TO BE MARBLE STATUARIO

pannello 5 (comp. 5 pz) 400x180 . 157'½"x72" SATIN-RETT

TO BE MARBLE PORTORO

100x100 . 40"x40" LUX-RETT





TO BE MARBLE STATUARIO  
pannello 5 (comp. 5 pz) 400x180 . 157<sup>1</sup>/<sub>2</sub>"x72" SATIN-RETT  
TO BE MARBLE PORTORO  
100x100 . 40"x40" RETT LUX-RETT



**STATUARIO**

TO BE MARBLE STATUARIO  
100x100 . 40"x40" LUX-RETT







# RENOIR \_ ANTRACITE

by **TO BE CONCRETE & MARBLE**

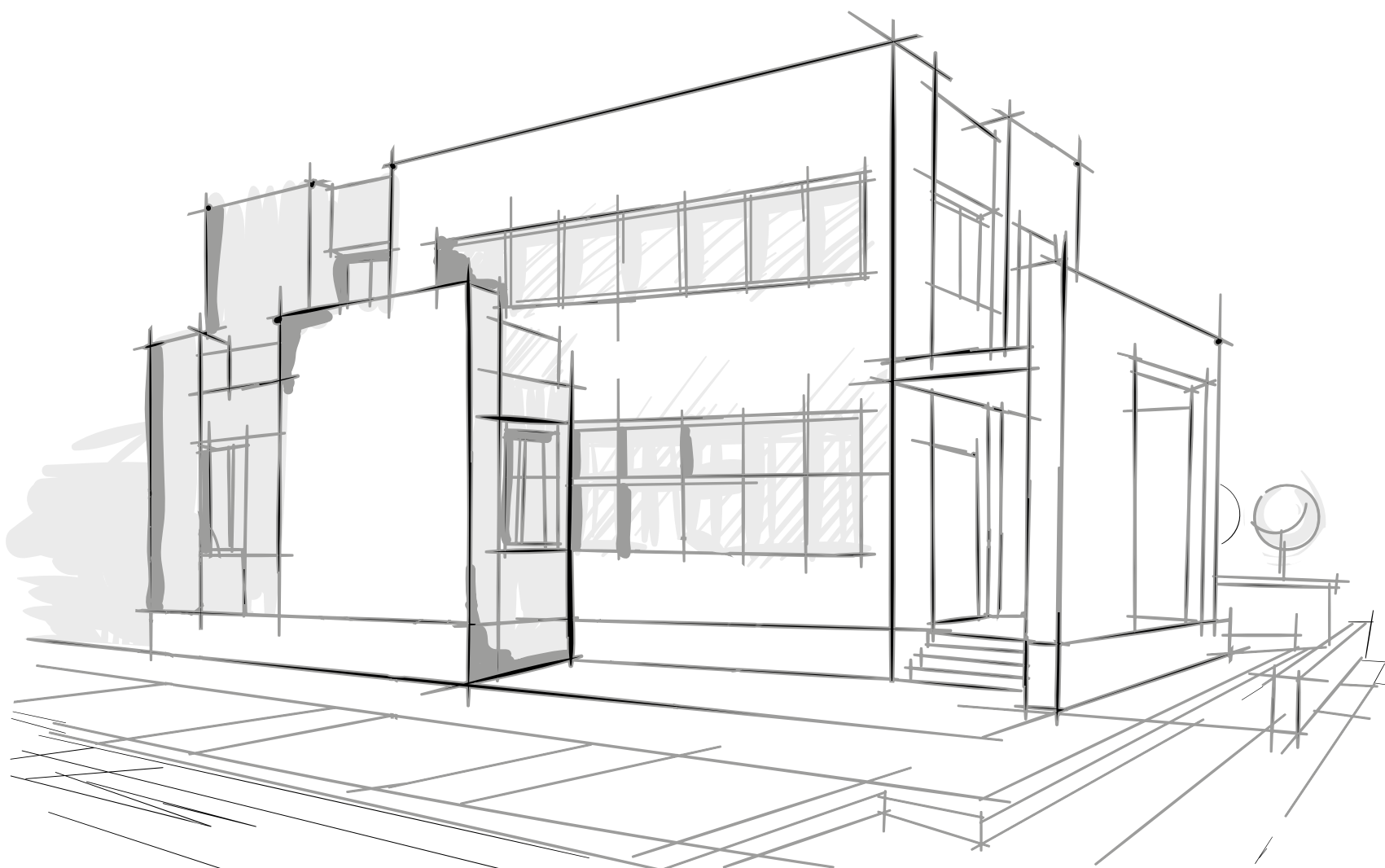
CREATIVITÀ E INNOVAZIONE  
CARATTERIZZANO QUESTA  
PROPOSTA IN CUI IL SAPIENTE  
MIX FRA DIFFERENTI MATERIALI  
E UN'ACCURATA SELEZIONE  
DI ARREDI DI DESIGN CREA  
EFFETTI DI NOTEVOLE PREGIO.

*Creativity and  
innovation characterize  
this product in which  
wise combinations  
of different materials  
along with carefully  
selected design  
furnishings create  
effects of outstanding  
quality.*

*Caractérisée par  
la créativité et  
l'innovation, cette  
collection mélange  
savamment les  
différents matériaux et  
choisit minutieusement  
les décorations design  
en créant des effets  
extrêmement raffinés.*

*Kreativität und  
Innovation kennzei-  
chen diese Lösung,  
in der der kluge Mix  
aus verschiedenen  
Materialien und einer  
sorgfältigen Auswahl  
von Designmöbeln  
eine effektvolle edle  
Wirkung herbeizaubert.*

*Этому предложению, в  
котором удачная смесь  
разных материалов  
и тщательный  
выбор дизайнерского  
оформления создают  
престижный эффект,  
свойственна  
креативность и  
инновация.*





**RENOIR**

TO BE MARBLE RENOIR  
100x100 . 40"x40" LUX-RETT



**RENOIR \_ ANTRACITE**

TO BE MARBLE RENOIR  
100x100 . 40"x40" LUX-RETT  
TO BE CONCRETE ANTRACITE  
100x100 . 40"x40" RETT









**RENOIR**

TO BE MARBLE RENOIR

pannello 5 (comp. 5 pz) 400x180 . 157 $\frac{1}{2}$ "x72" SATIN-RETT

100x100 . 40"x40" LUX-RETT

60x120 . 24"x48" LUX-RETT

mosaico tessera 2,2x2,2 .  $\frac{7}{8}$ "x $\frac{7}{8}$ " LUX-RETT









**RENOIR**

TO BE MARBLE RENOIR

100x100 . 40"x40" LUX-RETT

60x120 . 24"x48" LUX-RETT

mosaico tessera 2,2x2,2 . 7/8"x7/8" LUX-RETT





TO BE MARBLE RENOIR  
pannello 5 (comp. 5 pz) 400x180 . 157<sup>1</sup>/<sub>2</sub>"x72" SATIN-RETT  
100x100 . 40"x40" LUX-RETT



**ANTRACITE**

TO BE CONCRETE ANTRACITE  
80x80 . 32"x32" RETT **19MM R11**  
PEZZI SPECIALI **19MM R11**







# MARBLE \_ RENOIR



80x180 . 32"x72" 180x20 . 72"x8" 100x100 . 40"x40" 50x100 . 20"x40" 60x120 . 24"x48" 60x60 . 24"x24" 30x60 . 12"x24"



TO BE RENOIR  
80x180 . 32"x72" LUX-RETT  
80x180 . 32"x72" SATIN-RETT




\* TO BE RENOIR  
180x20 . 72"x8" LUX-RETT  
180x20 . 72"x8" SATIN-RETT

**\* A disposizione solo su richiesta.**

Available upon request only.  
Disponibile seulement sur requête.  
Verfügbar auf Anfrage.  
Изготавливается только по специальной заявке.

**8,5 mm - 5/16"**  
spessore  
thickness  
épaisseur  
stärke  
толщина



TO BE RENOIR  
100x100 . 40"x40" LUX-RETT  
100x100 . 40"x40" SATIN-RETT



TO BE RENOIR  
50x100 . 20"x40" LUX-RETT  
50x100 . 20"x40" SATIN-RETT



TO BE RENOIR  
60x120 . 24"x48" RETT  
60x120 . 24"x48" LUX-RETT



TO BE RENOIR  
60x60 . 24"x24" RETT  
60x60 . 24"x24" LUX-RETT



TO BE RENOIR  
30x60 . 12"x24" RETT  
30x60 . 12"x24" LUX-RETT

**10 mm - 3/8"**  
spessore  
thickness  
épaisseur  
stärke  
толщина



TO BE RENOIR PANNELLO 5 (comp 5 pz)  
400x180 . 157 $\frac{1}{2}$ "x72" LUX-RETT  
400x180 . 157 $\frac{1}{2}$ "x72" SATIN-RETT






# MARBLE\_STATUARIO



80x180 . 32"x72" 180x20 . 72"x8" 100x100 . 40"x40" 50x100 . 20"x40" 60x120 . 24"x48" 60x60 . 24"x24" 30x60 . 12"x24"




TO BE STATUARIO  
80x180 . 32"x72" LUX-RETT  
80x180 . 32"x72" SATIN-RETT




\* TO BE STATUARIO  
180x20 . 72"x8" LUX-RETT  
180x20 . 72"x8" SATIN-RETT

\* **A disposizione solo su richiesta.**  
Available upon request only.  
Disponible seulement sur requête.  
Verfügbar auf Anfrage.  
Изготавливается только по специальной заявке.

**8,5 mm - 5/16"**  
spessore  
thickness  
épaisseur  
stärke  
толщина



TO BE STATUARIO  
100x100 . 40"x40" LUX-RETT  
100x100 . 40"x40" SATIN-RETT



TO BE STATUARIO  
50x100 . 20"x40" LUX-RETT  
50x100 . 20"x40" SATIN-RETT



TO BE STATUARIO  
60x120 . 24"x48" RETT  
60x120 . 24"x48" LUX-RETT



TO BE STATUARIO  
60x60 . 24"x24" RETT  
60x60 . 24"x24" LUX-RETT



TO BE STATUARIO  
30x60 . 12"x24" RETT  
30x60 . 12"x24" LUX-RETT

**10 mm - 3/8"**  
spessore  
thickness  
épaisseur  
stärke  
толщина



TO BE STATUARIO PANNELLO 5 (comp 5 pz)  
400x180 . 157 $\frac{1}{2}$ "x72" LUX-RETT  
400x180 . 157 $\frac{1}{2}$ "x72" SATIN-RETT





# MARBLE\_PORTORO

R10  
RETT



V3

8,5mm  
5/16"

10mm  
3/8"

80x180 . 32"x72" 180x20 . 72"x8" 100x100 . 40"x40" 50x100 . 20"x40" 60x120 . 24"x48" 60x60 . 24"x24" 30x60 . 12"x24"




TO BE PORTORO  
80x180 . 32"x72" LUX-RETT




\* TO BE PORTORO  
180x20 . 72"x8" LUX-RETT

\* **A disposizione solo su richiesta.**  
Available upon request only.  
Disponible seulement sur requête.  
Verfügbar auf Anfrage.  
Изготавливается только по специальной заявке.

**8,5 mm - 5/16"**  
spessore  
thickness  
épaisseur  
stärke  
толщина




TO BE PORTORO  
100x100 . 40"x40" LUX-RETT



TO BE PORTORO  
50x100 . 20"x40" LUX-RETT



TO BE PORTORO  
60x120 . 24"x48" RETT  
60x120 . 24"x48" LUX-RETT



TO BE PORTORO  
60x60 . 24"x24" RETT  
60x60 . 24"x24" LUX-RETT



TO BE PORTORO  
30x60 . 12"x24" RETT  
30x60 . 12"x24" LUX-RETT


**10 mm - 3/8"**  
spessore  
thickness  
épaisseur  
stärke  
толщина




**Mosaici** . *Mosaics* . *Mosaïques* . *Mosaiken* . *Мозаика*



MOSAICO TO BE RENOIR  
30x30 . 12"x12" RETT  
(tessera 5x5 . 2"x2")




MOSAICO TO BE STATUARIO  
30x30 . 12"x12" RETT  
(tessera 5x5 . 2"x2")



MOSAICO TO BE PORTORO  
30x30 . 12"x12" RETT  
(tessera 5x5 . 2"x2")


**10 mm - 3/8"**  
spessore  
thickness  
épaisseur  
stärke  
толщина



MOSAICO TO BE RENOIR  
30x30 . 12"x12" LUX-RETT  
(tessera 2,2x2,2 . 7/8"x7/8")

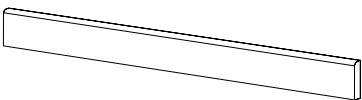


MOSAICO TO BE STATUARIO  
30x30 . 12"x12" LUX-RETT  
(tessera 2,2x2,2 . 7/8"x7/8")



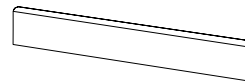
MOSAICO TO BE PORTORO  
30x30 . 12"x12" LUX-RETT  
(tessera 2,2x2,2 . 7/8"x7/8")

**Pezzi Speciali** . *Trims* . *Pièces Spéciales* . *Formstücke* . *Специальные изделия*



BATTISCOPA  
6,5x100 . 2<sup>9</sup>/<sub>16</sub>"x32" SATIN-RETT  
6,5x100 . 2<sup>9</sup>/<sub>16</sub>"x32" LUX-RETT

**8,5 mm - 5/16"**  
spessore  
thickness  
épaisseur  
stärke  
толщина



BATTISCOPA  
6,5x60 . 2<sup>9</sup>/<sub>16</sub>"x24" RETT  
6,5x60 . 2<sup>9</sup>/<sub>16</sub>"x24" LUX-RETT

**10 mm - 3/8"**  
spessore  
thickness  
épaisseur  
stärke  
толщина



# CONCRETE\_ANTRACITE

R10

R11



V2


8,5mm  
5/16"

10mm  
3/8"

100x100 . 40"x40" 50x100 . 20"x40" 60x120 . 24"x48" 60x60 . 24"x24" 30x60 . 12"x24" 80x80 . 32"x32"



TO BE ANTRACITE  
100x100 . 40"x40" RETT




TO BE ANTRACITE  
50x100 . 20"x40" RETT

8,5 mm - 5/16"  
spessore  
thickness  
épaisseur  
stärke  
толщина



TO BE ANTRACITE  
80x80 . 32"x32" RETT  
80x80 . 32"x32" RETT R11

10 mm - 3/8"  
spessore  
thickness  
épaisseur  
stärke  
толщина




TO BE ANTRACITE  
60x120 . 24"x48" RETT



TO BE ANTRACITE  
60x60 . 24"x24" RETT



TO BE ANTRACITE  
30x60 . 12"x24" RETT



MOSAICO TO BE ANTRACITE  
30x30 . 12"x12" RETT  
(tessera 5x5 . 2"x2")



MOSAICO BRICKS TO BE ANTRACITE  
30x60 . 12"x24" RETT



MOSAICO SCAGLIE\* ANTRACITE  
24x29 . 9<sup>7/16</sup>"x11<sup>7/16</sup>"

\*Il mosaico SCAGLIE si posa con la scaglia verso il basso e non prevede stuccatura, evitare la collocare in box doccia o in zone in cui è presente lo scorrimento di acqua continua.  
\*Layout suggestions: please install SCAGLIE mosaic only vertically. This trim cannot be grouted, therefore we strongly advise against installation for areas in direct contact with water as shower walls.

# CONCRETE\_CORDA



100x100 . 40"x40" 50x100 . 20"x40" 60x120 . 24"x48" 60x60 . 24"x24" 30x60 . 12"x24" 80x80 . 32"x32"



TO BE CORDA  
100x100 . 40"x40" RETT



TO BE CORDA  
50x100 . 20"x40" RETT

**8,5 mm - 5/16"**  
spessore  
thickness  
épaisseur  
stärke  
толщина



TO BE CORDA  
80x80 . 32"x32" RETT  
80x80 . 32"x32" RETT R11

**10 mm - 3/8"**  
spessore  
thickness  
épaisseur  
stärke  
толщина



TO BE CORDA  
60x120 . 24"x48" RETT




TO BE CORDA  
60x60 . 24"x24" RETT



TO BE CORDA  
30x60 . 12"x24" RETT



MOSAICO TO BE CORDA  
30x30 . 12"x12" RETT  
(tessera 5x5 . 2"x2")



MOSAICO BRICKS TO BE CORDA  
30x60 . 12"x24" RETT



MOSAICO SCAGLIE\* CORDA  
24x29 . 9 7/16"x11 7/16"

\*Poser la mosaïque "SCAGLIE" avec la partie proéminente vers le bas. Cet élément n'étant pas à rejointoyer il est, de ce fait, déconseillé de l'utiliser sur des parois verticales sujettes à des ruissellements d'eau comme par exemple les murs intérieurs d'une cabine de douche.  
\*Verlegungshinweise: das Mosaik "SCAGLIE" mit dem hervorstehenden Teil nach unten verlegen. Das Formteil kann nicht verfügt werden, deshalb ist die Verwendung an der Wand in Bereiche wie Dusche zu vermeiden, comme la zone intérieure d'un box de douche.



# CONCRETE\_GESSO

R 10



V2



100x100 . 40"x40" 50x100 . 20"x40" 60x120 . 24"x48" 60x60 . 24"x24" 30x60 . 12"x24" 80x80 . 32"x32"



TO BE GESSO  
100x100 . 40"x40" RETT




TO BE GESSO  
50x100 . 20"x40" RETT

**8,5 mm** - 5/16"  
spessore  
thickness  
épaisseur  
stärke  
толщина



TO BE GESSO  
80x80 . 32"x32" RETT

**10 mm** - 3/8"  
spessore  
thickness  
épaisseur  
stärke  
толщина



TO BE GESSO  
60x120 . 24"x48" RETT




TO BE GESSO  
60x60 . 24"x24" RETT



TO BE GESSO  
30x60 . 12"x24" RETT



MOSAICO TO BE GESSO  
30x30 . 12"x12" RETT  
(tessera 5x5 . 2"x2")



MOSAICO BRICKS TO BE GESSO  
30x60 . 12"x24" RETT



MOSAICO SCAGLIE\* GESSO  
24x29 . 9<sup>7</sup>/<sub>16</sub>"x11<sup>7</sup>/<sub>16</sub>"

\*Il mosaico SCAGLIE si posa con la scaglia verso il basso e non prevede stuccatura, evitare la collocare in box doccia o in zone in cui è presente lo scorrimento di acqua continua.  
\*Layout suggestions: please install SCAGLIE mosaic only vertically. This trim cannot be grouted, therefore we strongly advise against installation for areas in direct contact with water as shower walls.


# CONCRETE GRIGIO



100x100 . 40"x40" 50x100 . 20"x40" 60x120 . 24"x48" 60x60 . 24"x24" 30x60 . 12"x24" 80x80 . 32"x32"



TO BE GRIGIO  
100x100 . 40"x40" RETT




TO BE GRIGIO  
50x100 . 20"x40" RETT

**8,5 mm - 5/16"**  
spessore  
thickness  
épaisseur  
stärke  
толщина




TO BE GRIGIO  
80x80 . 32"x32" RETT  
80x80 . 32"x32" RETT R11


**10 mm - 3/8"**  
spessore  
thickness  
épaisseur  
stärke  
толщина



TO BE GRIGIO  
60x120 . 24"x48" RETT




TO BE GRIGIO  
60x60 . 24"x24" RETT



TO BE GRIGIO  
30x60 . 12"x24" RETT



MOSAICO TO BE GRIGIO  
30x30 . 12"x12" RETT  
(tessera 5x5 . 2"x2")



MOSAICO BRICKS TO BE GRIGIO  
30x60 . 12"x24" RETT



MOSAICO SCAGLIE\* GRIGIO  
24x29 . 9 7/16"x11 7/16"

\*Poser la mosaïque "SCAGLIE" avec la partie proéminente vers le bas. Cet élément n'étant pas à rejointoyer il est, de ce fait, déconseillé de l'utiliser sur des parois verticales sujettes à des ruissellements d'eau comme par exemple les murs intérieurs d'une cabine de douche.  
\*Verlegungshinweise: das Mosaik "SCAGLIE" mit dem hervorstehenden Teil nach unten verlegen. Das Formteil kann nicht verfügt werden, deshalb ist die Verwendung an der Wand in Bereiche wie Dusche zu vermeiden, comme la zone intérieure d'un box de douche.



# CONCRETE\_PELTRO

R 10



V2

8,5mm  
5/16"

10mm  
3/8"

100x100 . 40"x40" 50x100 . 20"x40" 60x120 . 24"x48" 60x60 . 24"x24" 30x60 . 12"x24" 80x80 . 32"x32"



TO BE PELTRO  
100x100 . 40"x40" RETT



TO BE PELTRO  
50x100 . 20"x40" RETT

8,5 mm - 5/16"  
spessore  
thickness  
épaisseur  
stärke  
толщина



TO BE PELTRO  
80x80 . 32"x32" RETT


10 mm - 3/8"  
spessore  
thickness  
épaisseur  
stärke  
толщина



TO BE PELTRO  
60x120 . 24"x48" RETT




TO BE PELTRO  
60x60 . 24"x24" RETT



TO BE PELTRO  
30x60 . 12"x24" RETT



MOSAICO TO BE PELTRO  
30x30 . 12"x12" RETT  
(tessera 5x5 . 2"x2")



MOSAICO BRICKS TO BE PELTRO  
30x60 . 12"x24" RETT



MOSAICO SCAGLIE\* PELTRO  
24x29 . 9 7/16"x11 7/16"

\*Il mosaico SCAGLIE si posa con la scaglia verso il basso e non prevede stuccatura, evitare la collocazione in box doccia o in zone in cui è presente lo scorrimento di acqua continua.

\*Layout suggestions: please install SCAGLIE mosaic only vertically. This trim cannot be grouted, therefore we strongly advise against installation for areas in direct contact with water as shower walls.

\*Poser la mosaïque "SCAGLIE" avec la partie proéminente vers le bas. Cet élément n'étant pas à rejoinoyer il est, de ce fait, déconseillé de l'utiliser sur des parois verticales sujettes à des ruissellements d'eau comme par exemple les murs intérieurs d'une cabine de douche.

\*Verlegungshinweise: das Mosaik "SCAGLIE" mit dem hervorstehenden Teil nach unten verlegen. Das Formteil kann nicht verfügt werden, deshalb ist die Verwendung an der Wand in Bereiche wie Dusche zu vermeiden, comme la zone intérieure d'un box de douche.

# CONCRETE\_19MM



80x80 . 32"x32"



TO BE ANTRACITE  
80x80 . 32"x32" RETT 19 MM R11



TO BE CORDA  
80x80 . 32"x32" RETT 19 MM R11

19 mm - 13/16"  
spessore  
thickness  
épaisseur  
stärke  
толщина

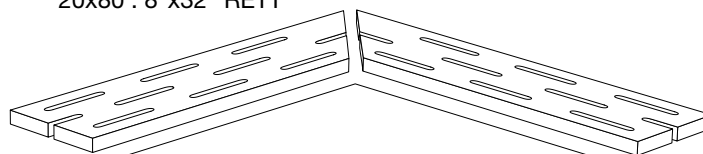


TO BE GRIGIO  
80x80 . 32"x32" RETT 19 MM R11

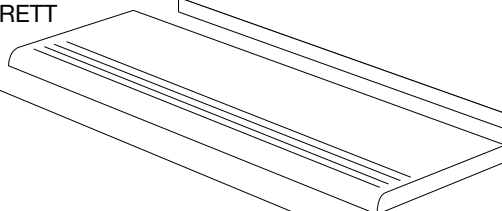
## Pezzi Speciali . Trims. Pièces Spéciales. Formstücke. Специальные изделия

19 mm - 13/16"  
spessore  
thickness  
épaisseur  
stärke  
толщина

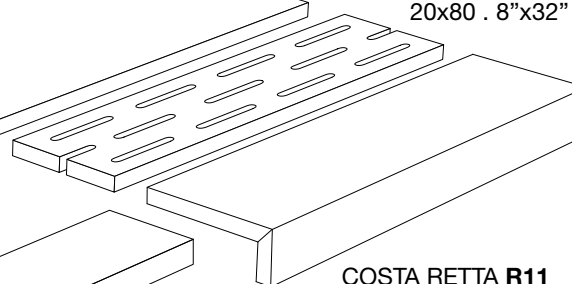
COPPIA ANGOLO GRIGLIA R11  
20x80 . 8"x32" RETT



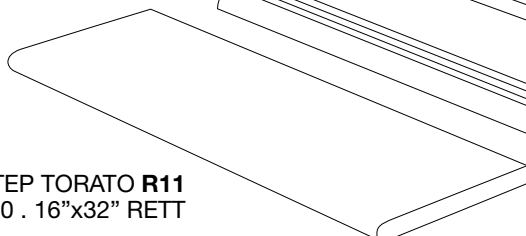
STEP MOLATO R11  
40x80 . 16"x32" RETT



GRIGLIA PER PISCINA R11  
20x80 . 8"x32" RETT



STEP TORATO R11  
40x80 . 16"x32" RETT



COSTA RETTA R11  
35x80x5 . 13<sup>3</sup>/<sub>4</sub>"x32"x2" RETT




ELEMENTO AD "L" ASSEMBLATO R11  
15x80x5 . 6"x32"x2" RETT





# CONCRETE


Decori . Decors . Décors . Dekore . Декоры



VENTAGLIO GESSO  
30x30 . 12"x12" RETT





VENTAGLIO CORDA  
30x30 . 12"x12" RETT





VENTAGLIO PELTRO  
30x30 . 12"x12" RETT



 **10 mm** - 3/8"  
spessore  
thickness  
épaisseur  
stärke  
толщина



RIGHE GESSO  
30x30 . 12"x12" RETT



RIGHE CORDA  
30x30 . 12"x12" RETT




RIGHE PELTRO  
30x30 . 12"x12" RETT





**10 mm** - 3/8"  
 spessore  
 thickness  
 épaisseur  
 stärke  
 толщина

INSERTO TO BE S/4 GESSO  
 60x60 . 24"x24" RETT



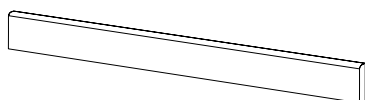
INSERTO TO BE S/4 CORDA  
 60x60 . 24"x24" RETT



INSERTO TO BE S/4 PELTRO  
 60x60 . 24"x24" RETT

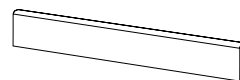
**Pezzi Speciali . Trims . Pièces Spéciales . Formstücke . Специальные изделия**

**8,5 mm** - 5/16"  
 spessore  
 thickness  
 épaisseur  
 stärke  
 толщина

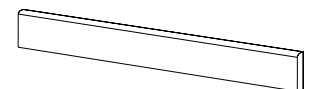


BATTISCOPIA  
 6,5x100 . 2<sup>9</sup>/<sub>16</sub>"x32" RETT

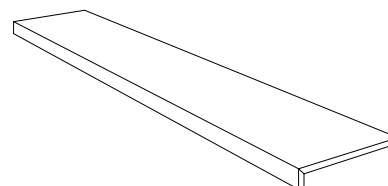
**10 mm** - 3/8"  
 spessore  
 thickness  
 épaisseur  
 stärke  
 толщина



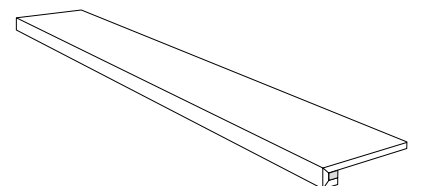
BATTISCOPIA  
 6,5x60 . 2<sup>9</sup>/<sub>16</sub>"x24" RETT



BATTISCOPIA  
 7,5x80 . 3"x32" RETT



GRADONE COSTA RETTA  
 30x120x3,3 . 12"x48"x1<sup>5</sup>/<sub>16</sub>" RETT

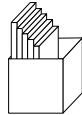

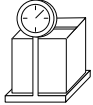



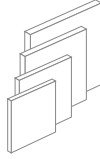


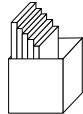





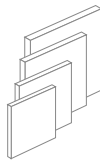
GRADONE SQUARE ASSEMBLATO  
 30x120x3,3 . 12"x48"x1<sup>5</sup>/<sub>16</sub>" RETT



# T O B E

Imballaggi . Packing . Emballage . Verpackung . Упаковка

						
<b>MARBLE</b>	PCS/BOX	SQM/BOX	KGS/BOX	BOXES/PALLET	SQM/PALLET	KGS/PALLET
 80x180 . 32"x72" LUX-RETT / SATIN-RETT	1	1,44	30,40	36	51,84	1.140
400x180 . 157 1/2"x72" LUX-RETT / SATIN-RETT	5	7,20	152,00	35	50,40	1.110
180x20 . 72"x8" LUX-RETT / SATIN-RETT	4	1,44	30,40	36	51,84	1.140
100x100 . 40"x40" LUX-RETT / SATIN-RETT	1	1,00	20,65	42	42,00	900
50x100 . 20"x40" LUX-RETT / SATIN-RETT	2	1,00	20,65	42	42,00	900
60x120 . 24"x48" LUX-RETT / RETT	2	1,44	32,60	21	30,24	700
				30	43,20	994
				36	51,84	1.190
60x60 . 24"x24" LUX-RETT / RETT	3	1,08	24,50	32	34,56	800
				40	43,20	996
30x60 . 12"x24" LUX-RETT / RETT	6	1,08	24,30	40	43,20	990

						
<b>CONCRETE</b>	PCS/BOX	SQM/BOX	KGS/BOX	BOXES/PALLET	SQM/PALLET	KGS/PALLET
 100x100 . 40"x40" RETT	1	1,00	20,65	42	42,00	900
50x100 . 20"x40" RETT	2	1,00	20,65	42	42,00	900
60x120 . 24"x48" RETT	2	1,44	32,60	21	30,24	700
				30	43,20	994
				36	51,84	1.190
60x60 . 24"x24" RETT	3	1,08	24,50	32	34,56	800
				40	43,20	996
30x60 . 12"x24" RETT	6	1,08	24,30	40	43,20	990
80x80 . 32"x32" RETT/RETT R11	2	1,28	28,50	40	51,20	1.160
80x80 . 32"x32" RETT <b>19mm</b> R11	1	0,64	29,00	40	25,60	1.176



Posa consigliata con una sfalsatura tra ciascun listello non superiore al 25% della lunghezza.  
When laying, you are recommended not to stagger the strips by more than 25% of the length.

Pose conseillée avec un décalage entre chaque listel non supérieur au 25% de la longueur.

Wir empfehlen eine Verlegung im Viertelverband.

Рекомендуется укладка с разносом элементов друг относительно друга, не превышающим 25% длины элемента



Per i grandi formati è consigliata la posa con l'utilizzo di distanziatori livellanti, tipo Levelling System di Raimondi.

We suggest to lay large sizes with "levelling spacers" like the Raimondi's Levelling System.

Pour les grands formats, nous conseillons croisillons nivelants, type Levelling System de l'usine Raimondi.

Wir empfehlen fuer die Verlegung der grossen Formaten die Benutzung von Autolivellierungssysteme, wie z.B. Raimondi Levelling System.

Для выклейки больших форматов советуем использовать распорную выравнивающую деталь типа Levelling System di Raimondi.

## NOTE TECNICHE - TECHNICAL NOTES - NOTES TECHNIQUES - TECHNISCHE ANMRKUNGEN - ТЕХНИЧЕСКИЕ ЗАМЕЧАНИЯ

Tutti i formati sono nominali. Cercom Ceramiche si riserva la facoltà di modificare in qualunque momento le informazioni e le caratteristiche illustrate nel presente catalogo, che non sono comunque da ritenere legalmente vincolanti. I colori e le caratteristiche estetiche dei prodotti sono quanto più possibile vicini a quelli reali, nei limiti consentiti dai processi di stampa.

All sizes are nominal. Cercom Ceramiche reserves the right to modify the information and the characteristics illustrated in this catalogue (which are in any case not legally binding) at any moment. The colours and appearance features of the products are as close as possible to reality, within the limitation of the printing process.

Tous les formats sont nominaux. Cercom Ceramiche se réserve la faculté de modifier à tout moments les informations et les caractéristiques figurant dans le présent catalogue, lesquelles niengagent pas par le fabricant au plan légal. Les couleurs et les caractéristiques esthétiques sont fidèles aux couleurs et caractéristiques réelles dans les limites des procédés dimpression.

Alle Formate sind Nennwerte. Die Firma Cercom Ceramiche behält sich vor, die in diesem Katalog enthaltenen Informationen und Eigenschaften jederzeit zu ändern; sie gelten auf keinen Fall als gesetzlich bindend. Die Farben und ästhetischen Eigenschaften der Produkte kommen innerhalb der Möglichkeiten der Druckverfahren den tatsächlichen Eigenschaften so weit wie möglich nahe.

Все форматы являются номинальными. Cercom Ceramiche оставляет за собой пзменять в любой момент данные и характеристики, приведенные в настоящем каталоге, которые в любом случае не считаются юридически обязательными. Цветовая окраска и эстетические характеристики изделий приближаются как можно больше к реальным, в пределах, допускаемых процессами печати.

## CONSIGLI PER LA POSA - LAYING SUGGESTIONS - CONSEILS POUR LA POSE - VERLEGEHINWEISE - РЕКОМЕНДАЦИИ ПО УКЛАДКЕ

Stendere a terra alcuni metri (almeno 3 mq) per controllare l'effetto d'insieme. Posare il materiale attingendo da più scatole controllandone accuratamente calibro, tonalità e scelta. • Nella posa è consigliabile lasciare una fuga di 2 mm fra le piastrelle utilizzando stucco in tono. • La posa modulare è consigliata con una fuga di almeno 2 mm. • È comunque compito del progettista stabilire, in funzione della struttura e della destinazione d'uso del piano di calpestio, il corretto modo di applicazione delle piastrelle.

















Lay some pieces of product (at least 3 sqm) to check the overall effect. Lay the material taking it from several boxes and carefully check its size accuracy, shade and material sorting. • In the lay-out is advisable to leave at least 2 mm joint between each tile and fill with grout of the same colour as the tile. • We recommend modular laying with a 2 mm - <sup>3</sup>/<sub>32</sub> joint. • However, the designers has to establish the correct way of application of the tiles depending on the structure and the foreseen utilization of the floor.

Appuyer sur le sol quelques pieds (au moins 2 mc) pour apprécier l'effet global. Poser le matériel en le prenant de plusieurs boîtes et en contrôlant l'épaisseur, les nuances et la qualité des différentes pièces. • Lors de la pose, on recommande de laisser un joint de 2 mm entre les carreaux en utilisant un mastic du même ton. • La pose modulaire est calculée avec un joint de 2 mm. • D'ailleurs c'est le concepteur qui doit établir, sur la base de la structure et de la destination d'emploi du plan de piétinement, le procédé d'application correct des carreaux.

Eine Quadratmeter (min. 2 qm) auf dem Boden legen, um die Gesamtwirkung nachzuprüfen. Wir empfehlen Fliesen aus mehreren Kartons zu verlegen, nach einer sorgfältigen Prüfung des Kalibers, des Farbtons und der Sortierung. • Deswegen werden eine min. 2 mm Fuge zwischen den Fliesen und ein weiss oder grauer Kitt empfohlen. • Die Modulverlegung wird mit einer Mindestfuge von 2 mm empfohlen. Es ist auf jeden Fall Aufgabe des Planers, nach der Struktur und dem Verwendungszweck der Trittfäche, die richtige Verlegeart der Fliesen zu bestimmen.

Разложить изделия на полу для проверки общего эффекта. Укладывать материал, тщательно проверяя калибр, тональность и сорт. • При укладке рекомендуется оставлять между плитками зазор в 2 мм, используя подходящую по тону замазку. • Модульную укладку рекомендуется выполнять со швом не менее 2 мм. • В любом случае является задачей проектировщика, в зависимости от структуры и назначения, определять соответствующий способ укладки плитки.

# T O B E

			<b>GRES PORCELLANATO A TUTTA MASSA - ISO 13006</b> <b>Bla UGL</b> FULL BODY PORCELAIN STONEWARE GRES CÉRAME PLAINE MASSE VOLLMASSFEINSTEINZEUG КЕРАМОГРАНИТ ПО ВСЕЙ ТОЛЩИНЕ	<b>GRES PORCELLANATO SMALTATO COLORATO IN MASSA - ISO 13006</b> <b>Bla GL</b> GLAZED PORCELAIN STONEWARE WITH COLOURED BODY GRES CÉRAME ÉMAILLÉ COLORÉ DANS LA MASSE GLASIERTES FEINSTEINZEUG IN DER MASSE GEFÄRBT ГЛАЗУРОВАННЫЙ КЕРАМОГРАНИТ, ОКРАШЕННЫЙ ПО ВСЕЙ ТОЛЩИНЕ
			<b>To Be Concrete</b>	<b>To Be Marble</b>
	<b>Aspetto superficiale</b> Surface appearance Aspect superficiel Oberflächenbeschaffenheit Вид поверхности	≥ 95%	<b>Conforme</b> Compliant Conforme Konform Соответствует	<b>Conforme</b> Compliant Conforme Konform Соответствует
	<b>Lunghezza e larghezza</b> Length and width Longueur et largeur Länge und Breite Длина и ширина	Deviaz. val. medio % rispetto a dimens. di fabbricazione Écart dimensionnel moyen en % par rapport aux dimensions de fabrication Deviation of the average size for each tile from the work size (%) Abweichung des Durchschnittswertes in % hinsichtlich der Produktionsgröße Отклонение средн. значения, %, от производственных размеров > 410 cm <sup>2</sup> +/- 0,6% - ≤ 410 cm <sup>2</sup> +/- 0,75%	± 0,3% ± 1,5 mm	± 0,3% ± 1,5 mm
		Deviaz. val. medio % rispetto a dimens. di fabbricazione Deviation of the average size for each tile from the average size to the 10 test specimens (%) Écart de valeur moyenne unitaire % en rapport à la valeur moyenne de 10 échantillons mesurés Abweichung des Durchschnittswertes der einzelnen Fliesen in % hinsichtlich des Durchschnitts von 10 getesteten Mustern Отклонение средн. значения, отдельной плитки относительно средн. значения 10 измеренных образцов +/- 0,5%	± 0,3% ± 1,5 mm	± 0,3% ± 1,5 mm
	<b>UNI EN ISO 10545-2</b>			
	<b>Rettilineità degli spigoli</b> Straightness of sides Rectitude des arêtes Kantengeradheit Прямолинейность кромок	+/- 0,5%	± 0,3% ± 1,5 mm	± 0,3% ± 1,5 mm
	<b>Spessore</b> / Thickness / Epaisseur/Stärke / Толщина	+/- 5%	± 5% ± 0,5 mm	± 5% ± 0,5 mm
	<b>Ortogonalità</b> Rectangularity Orthogonalité Rechtwinkligkeit Ортогональность	+/- 0,5%	± 0,3% ± 1,5 mm	± 0,3% ± 1,5 mm
	<b>Variazioni di tono.</b> Shade variations. Variations de nuance. Tonvariationen. Вариации оттенка		 <b>V2</b> LIEVE VARIAZIONE LEGERE VARIATION LEGERE VARIATION LEGERE VARIATION LEGERE VARIATION LEGERE VARIATION	 <b>V3</b> MODERATA VARIAZIONE MODERATE VARIATION MODERATE VARIATION MODERATE VARIATION MODERATE VARIATION MODERATE VARIATION
	<b>Assorbimento d'acqua</b> Water absorption Absorption d'eau Wasseraufnahme Водопоглощение	≤ 0,5% GRUPPO Bla UGL ≤ 0,5% GRUPPO Bla GL	E ≤ 0,1%	E ≤ 0,1%
	<b>Resistenza della superficie (scala MOHS)</b> Scratch hardness (MOHS scale) Dureté de la surface (échelle MOHS) Oberflächenhärte (MOHS skala) Поверхностная прочность по (шкале Мооса)	EN 101	> 6	> 6
	<b>Resistenza a flessione e forza di rottura</b> Modulus of rupture and breaking strength résistance à la flexion et force de rupture Biegefestigkeit und Bruchlast Прочность на изгиб Модуль жесткости	S ≥ 1300 N R ≥ 35 N/mm <sup>2</sup>	S ≥ 1300 N R ≥ 35 N/mm <sup>2</sup>	S ≥ 1300 N R ≥ 35 N/mm <sup>2</sup>
	<b>Resistenza all'abrasione profonda</b> Abrasion resistance Résistance à l'abrasion Verschleiß (Volumenverlust) Сопrotвление глубокому истиранию	≤ 175 mm <sup>3</sup>	≤ 175 mm <sup>3</sup>	—
	<b>Resistenza alla abrasione della superficie di piastrelle smaltate</b> Resistance to surface abrasion of glazed tiles Résistance à l'abrasion de la surface des carreaux émaillés Widerstand gegen Abrieb der Oberfläche der glasierten Fliesen Стойкость глазурованной плитки к поверхностному истиранию	<b>Come dichiarato dal produttore</b> See manufacturer's declaration Selon déclaration du producteur Entsprechend der Herstellerangaben Как указано изготовителем	—	<b>PORTORO</b> Classe 3 Class 3 Classe 3 Gruppe 3 Класс 3
	<b>Coefficiente di dilatazione termica lineare</b> Linear thermal expansion coefficient Dilatation thermique linéaire Lineare Wärmeausdehnung Кoeffициент линейного теплового расширения	<b>Come dichiarato dal produttore</b> See manufacturer's declaration Selon déclaration du producteur Entsprechend der Herstellerangaben Как указано изготовителем	<b>Metodo disponibile</b> Method available Méthode disponible Verfügbares Verfahren Определяется производителем	<b>Metodo disponibile</b> Method available Méthode disponible Verfügbares Verfahren Определяется производителем
	<b>Resistenza allo shock termico</b> Thermal shock resistance Résistance au choc thermique Temperaturwechselbeständigkeit Стойкость к тепловым перепадам	<b>Nessun campione deve presentare alterazioni</b> No sample must show visible alteration Aucun carreau ne doit présenter d'altération Kein Muster darf sichtbare Veränderungen zeigen Никакой образец не должен показывать изменений	<b>Resistente</b> Resistant Résistant Widerstandsfähig Устойчивый	<b>Resistente</b> Resistant Résistant Widerstandsfähig Устойчивый
	<b>Resistenza al gelo</b> Frost resistance Résistance au gel Frostbeständigkeit Морозостойкость	<b>Non devono presentare difetti visibili</b> No sample must show visible defect Aucun carreau ne doit présenter de défaut Muster dürfen keine sichtbaren Schäden zeigen Не должны обнаруживать видимые дефекты	<b>Ingelivo</b> Frost proof Ingelif Frostsicher Морозостойкость	<b>Ingelivo</b> Frost proof Ingelif Frostsicher Морозостойкость
	<b>Resistenza all'attacco chimico (tranne acido fluoridrico)</b> Resistance to chemical attack (except hydrofluoric acid) Résistance à l'attaque chimique (sauf acide fluorhydrique) Säure- und Laugenbeständigkeit (außer Flußsäure) Стойкость к бытовым химикатам	<b>Nessun campione deve presentare alterazioni</b> No sample must show visible alteration Aucun carreau ne doit présenter d'altération Muster dürfen keine sichtbaren Veränderungen zeigen Никакой образец не должен показывать изменений	<b>Classe A-LA-HA</b> Class A-LA-HA Classe A-LA-HA Gruppe A-LA-HA Класс A-LA-HA	<b>Classe A-LA</b> Class A-LA Classe A-LA Gruppe A-LA Класс A-LA
	<b>Resistenza alle macchie di piastrelle smaltate</b> Resistance to stains of glazed tiles Résistance aux taches des carreaux émaillés Widerstand gegen Fleckenbildner der glasierten Fliesen Стойкость глазурованной плитки к образованию пятен	<b>Nessun campione deve presentare alterazioni</b> No sample must show visible alteration Aucun carreau ne doit présenter d'altération Muster dürfen keine sichtbaren Veränderungen zeigen Никакой образец не должен показывать изменений	<b>Classe 5</b> Class 5 Classe 5 Gruppe 5 Класс 5	<b>Classe 5</b> Class 5 Classe 5 Gruppe 5 Класс 5
	<b>Resistenza alla scivolosità. Coefficiente di attrito medio</b> Skid resistance. Average coefficient of friction Résistance au glissement. Coefficient de frottement moyen Rutschfestigkeit. Mittlerer Reibungswert Сопrotвление скольжению. Средний коэффициент трения	B.C.R.A. REP.CEC. 6/81 (NO LAPP - NO LEV - NO SATIN) DIN 51130 ≥ R 9 (NO LAPP - NO LUX - NO SATIN) DIN 51097 (NO LAPP - NO LUX - NO SATIN) DCOF	0,40 ≤ $f^A$ ≤ 0,74 <b>R10</b> <b>R11</b>	0,40 ≤ $f^A$ ≤ 0,74 <b>R10</b>
			<b>Classe B</b> Class B Classe B Gruppe B Класс B	<b>Classe B</b> Class B Classe B Gruppe B Класс B

**CE**

**GRUPPO ROMANI S.P.A. INDUSTRIE CERAMICHE**  
VIA A. VOLTA 9, 23/25  
42013 CASALGRANDE (RE)

05  
001CPR2013-07-01

**EN 14411:2012**

Piastrelle di ceramica pressate a secco,  
con assorbimento di acqua E<sub>a</sub> ≤ 0,5%,  
per pavimentazioni interne ed esterne.

Dry pressed ceramic tile,  
with water absorption E<sub>a</sub> ≤ 0,5%,  
for internal and external floorings.



© Copyright 2020 Gruppo Romani S.p.A.

**Gruppo Romani S.p.A. Industrie Ceramiche**  
www.grupporomanispa.com

**Ceramics of Italy**







DAL 1975

**CERCOM CERAMICHE**

[www.cercomceramiche.it](http://www.cercomceramiche.it)

Via A. Volta 23/25 - 42013 Casalgrande (RE) Italy  
Tel. +39-0522-998411/911  
Fax Italy +39-0522-998910  
Fax Export +39-0522-996218

