

Tom Dixon.



Catalogue
Rest of World

















CONTENTS

LIGHTING	11	FAMILY SUMMARY	150
FAMILY SUMMARY	12	CHAIRS & STOOLS	155
PENDANT LIGHTS	21	Fan	
Beat		Pylon	
Copper		Slab	
Etch		TABLES	167
Globe		Fan	
Melt		Flash	
Mirror Ball		Screw	
Press		Slab	
Puff		Stone	
Spring		Swirl	
Stone		Tube	
Void		UPHOLSTERY	199
SURFACE & WALL LIGHTS	73	Fat	
Beat		Wingback	
Globe		S Chair	
Melt		Bird	
Press		FURNITURE ADDENDUM	213
Spring		Bird	
Stone		Fat	
Void		S Chair	
FLOOR & TABLE LIGHTS	89	Wingback	
Beat		ACCESSORIES	231
Bell		SCENT	232
Globe		Elements	
Melt		Eclectic	
Mirror Ball		TABLETOP	240
Press		Tank	
Stone		Puck	
PENDANT SYSTEMS	125	Bump	
LIGHTING ADDENDUM	135	Brew	
Lighting Matrix		Form	
Pendant Systems Information		Stone	
Technical Information		Bump	
FURNITURE	149	Press	

NAVIGATION

To navigate between the Contents Page and Product Pages, please click the category headers to take you to your desire page.

To navigate back to the Contents, please click the number at the bottom of the page.

Bone
Bash
Beat
Cloud
Etch
Spin
Swirl

APPENDIX

263

Discover Tom Dixon
Order to Delivery Service Offers
Care and Maintenance
Sustainability
Enquiries



LIGHTING

LIGHTING BY FAMILY



Beat Fat Pendant Black LED



Beat Fat Pendant Brass LED



Beat Fat Pendant White LED



Beat Wide Pendant Black LED



Beat Wide Pendant Brass LED



Beat Wide Pendant White LED



Beat Tall Pendant Black LED



Beat Tall Pendant Brass LED



Beat Tall Pendant White LED



Beat Stout Pendant Black LED



Beat Stout Pendant Brass LED



Beat Stout Pendant White LED



Beat Waist Pendant Black LED



Beat Flat Pendant Black LED



Beat Table Black



Beat Table Brass



Beat Floor Black



Beat Floor Brass



Beat Wall Black LED



Bell Portable Black LED



Bell Portable Silver LED



Bell Portable Gold LED



Bell Portable Copper LED



Bell Portable White LED



Bell Portable Grey LED



Bell Portable Taupe LED



Bell Portable Fluoro LED



Bell Table Black LED



Bell Table Silver LED



Bell Table Gold LED



Bell Table Copper LED



Bell Table White LED



Bell Table Grey LED



Bell Table Taupe LED



Bell Table Fluoro LED



Copper Pendant Round 25cm LED



Copper Pendant Round 45cm LED



Copper Pendant Wide LED



Etch Pendant 32cm Brass



Etch Pendant 50cm Brass



Etch Web Brass



Globe Pendant 25cm Silver LED



Globe Pendant 25cm Copper LED



Globe Pendant 25cm Opal LED



Globe Pendant 50cm Silver LED



Globe Pendant 50cm Copper LED



Globe Pendant 50cm Opal LED



Globe Chandelier Mini Silver LED



Globe Chandelier Mini Copper LED



Globe Chandelier Mini Opal LED



Globe Chandelier Small Silver LED



Globe Chandelier Small Copper LED



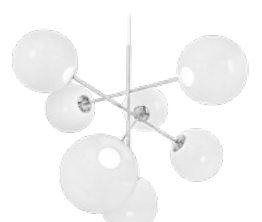
Globe Chandelier Small Opal LED



Globe Chandelier Large Silver LED



Globe Chandelier Large Copper LED



Globe Chandelier Large Opal LED



Globe Burst Chandelier Silver LED




Globe Burst Chandelier Copper LED



Globe Burst Chandelier Opal LED



Globe Cone Slim Floor Silver LED



Globe Cone Slim Floor Copper LED



Globe Cone Slim Floor Opal LED



Globe Cone Fat Floor Silver LED




Globe Cone Fat Floor Opal LED



Globe Cone Fat Floor Silver LED



Globe Cone Fat Floor Opal LED



Globe Surface Silver LED



Globe Surface Copper LED



Globe Surface Opal LED



Melt Pendant Mini Silver LED



Melt Pendant Mini Gold LED



Melt Pendant Mini Copper LED



Melt Pendant Mini Smoke LED



Melt Pendant Mini Opal LED



Melt Pendant Silver LED



Melt Pendant Gold LED



Melt Pendant Copper LED



Melt Pendant Smoke LED



Melt Pendant Opal LED



Melt Chandelier Mini Silver LED



Melt Chandelier Mini Gold LED



Melt Chandelier Mini Copper LED



Melt Chandelier Mini Smoke LED



Melt Chandelier Mini Opal LED



Melt Chandelier Small Silver LED



Melt Chandelier Small Gold LED



Melt Chandelier Small Copper LED



Melt Chandelier Small Smoke LED



Melt Chandelier Small Opal LED



Melt Chandelier Large Silver LED



Melt Chandelier Large Gold LED



Melt Chandelier Large Copper LED



Melt Chandelier Large Smoke LED



Melt Chandelier Large Opal LED



Melt Burst Chandelier Silver LED



Melt Burst Chandelier Gold LED



Melt Burst Chandelier Copper LED



Melt Burst Chandelier Smoke LED



Melt Burst Chandelier Opal LED



Melt Portable Black LED



Melt Portable Silver LED



Melt Portable Gold LED



Melt Portable Copper LED



Melt Cone Fat Table Silver LED



Melt Cone Fat Table Gold LED



Melt Cone Fat Table Copper LED



Melt Cone Fat Table Smoke LED



Melt Cone Fat Table Opal LED



Melt Cone Fat Table Silver LED



Melt Cone Fat Table Silver Opal LED



Melt Table Copper



Melt Cone Slim Floor Silver LED



Melt Cone Slim Floor Gold LED



Melt Cone Slim Floor Copper LED



Melt Cone Slim Floor Smoke LED




Melt Cone Slim Floor Opal LED



Melt Cone Fat Floor Silver LED



Melt Cone Fat Floor Gold LED



Melt Cone Fat Floor Copper LED



Melt Cone Fat Floor Smoke LED



Melt Cone Fat Floor Opal LED



Melt Cone Fat Floor Silver LED




Melt Cone Fat Floor Opal LED



Melt Floor Copper




Melt Floor Chandelier Gold




Melt Floor Chandelier Opal



Melt Surface Mini Silver LED



Melt Surface Mini Gold LED



Melt Surface Mini Copper LED



Melt Surface Mini Smoke LED



Melt Surface Mini Opal LED



Melt Surface Silver LED



Melt Surface Gold LED



Melt Surface Copper LED



Melt Surface Smoke LED



Melt Surface Opal LED



Mirror Ball Pendant 25cm Silver LED



Mirror Ball Pendant 25cm Gold LED



Mirror Ball Pendant 40cm Silver LED



Mirror Ball Pendant 40cm Gold LED



Mirror Ball Pendant 50cm Silver LED



Mirror Ball Pendant 50cm Gold LED



Mirror Ball Floor Chandelier Gold



Press Pendant Sphere Mini LED



Press Pendant Sphere LED



Press Pendant Cone LED



Press Surface Mini LED



Press Surface Large LED



Press Table Light LED



Puff Pendant Stainless Steel



Puff Pendant Brass



Spring Pendant Small Brass LED



Spring Pendant Medium Brass LED



Spring Pendant Large Brass LED



Spring Surface Gold LED



Stone Pendant LED



Stone Portable Gold LED



Stone Portable Silver LED



Stone Wall LED



Void Pendant Mini Stainless Steel LED



Void Pendant Mini Brass LED



Void Pendant Mini Copper LED



Void Pendant Steel LED



Void Pendant Brass LED



Void Pendant Copper LED



Void Surface Silver LED



Void Surface Gold LED



Void Surface Copper LED



PENDANTS

BEAT FAT PENDANT LED



Bearing the mark of its maker, Beat is a celebration of the handmade. Inspired by the sculptural simplicity of traditional Indian water vessels, Beat is a family of hand-spun, welded and beaten lights with shades that retain hammer marks from their forming. Crafted by artisans in Northern India, the creation of Beat is part of an ancient process that takes four days to complete.

Year of Design	2005
Product Weight	1.68kg
Finishing Process	Hand Beaten, Painted, Lacquered
Surface Mount Shape/Diameter	Cone, 12.4cm
Power Method	Mains
Cable Spec	H03VV-F 2 x 0,75 mm ²
Cable Type/Length	Black Fabric, 250cm
Light Source	6W LED
Max Wattage	9W
Lumens	800
CRI	>90
Colour Temperature	3000K
Dimmability	Mains Dimmable, Leading & Trailing Edge
Voltage	220-240V
Environment	Indoor
Certification/Electrical Class	Certified for NZ/AUS



BLACK

Code	BLS02-PEUM3
Shade Code	BLS02
Shade Material	Brass
Shade Colour/Finish	Black, Brass, Matte
Fitting Code	LEDP05BKEU
Fitting Material	Steel
Fitting Colour/Finish	Black, Matte
Service Offer	Quick Ship

BRASS

Code	BLS02B-PEUM3
Shade Code	BLS02B
Shade Material	Brass
Shade Colour/Finish	Brass, Brushed
Fitting Code	LEDP05BKEU
Fitting Material	Steel
Fitting Colour/Finish	Black, Matte
Service Offer	Quick Ship

WHITE

Code	BLS02WH-PEUM4
Shade Code	BLS02WH
Shade Material	Brass
Shade Colour/Finish	White, Brass, Gloss
Fitting Code	LEDP05BKEU
Fitting Material	Steel
Fitting Colour/Finish	Black, Matte
Service Offer	Quick Ship

BEAT WIDE PENDANT LED



Bearing the mark of its maker, Beat is a celebration of the handmade. Inspired by the sculptural simplicity of traditional Indian water vessels, Beat is a family of hand-spun, welded and beaten lights with shades that retain hammer marks from their forming. Crafted by artisans in Northern India, the creation of Beat is part of an ancient process that takes four days to complete.

Year of Design	2005
Product Weight	2.29kg
Finishing Process	Hand Beaten, Painted, Lacquered
Surface Mount Shape/Diameter	Cone, 12.4cm
Power Method	Mains
Cable Spec	H03VV-F 2 x 0,75 mm ²
Cable Type/Length	Black Fabric, 250cm
Light Source	6W LED
Max Wattage	9W
Lumens	800
CRI	>90
Colour Temperature	3000K
Dimmability	Mains Dimmable, Leading & Trailing Edge
Voltage	220-240V
Environment	Indoor
Certification/Electrical Class	Certified for NZ/AUS



BLACK

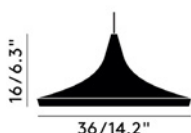
Code	BLS01-PEUM3
Shade Code	BLS01
Shade Material	Brass
Shade Colour/Finish	Black, Brass, Matte
Fitting Code	LEDP05BKEU
Fitting Material	Steel
Fitting Colour/Finish	Black, Matte
Service Offer	Quick Ship

BRASS

Code	BLS01B-PEUM3
Shade Code	BLS01B
Shade Material	Brass
Shade Colour/Finish	Brass, Brushed
Fitting Code	LEDP05BKEU
Fitting Material	Steel
Fitting Colour/Finish	Black, Matte
Service Offer	Quick Ship

WHITE

Code	BLS01WH-PEUM4
Shade Code	BLS01WH
Shade Material	Brass
Shade Colour/Finish	White, Brass, Gloss
Fitting Code	LEDP05BKEU
Fitting Material	Steel
Fitting Colour/Finish	Black, Matte
Service Offer	Quick Ship



BEAT TALL PENDANT LED



Bearing the mark of its maker, Beat is a celebration of the handmade. Inspired by the sculptural simplicity of traditional Indian water vessels, Beat is a family of hand-spun, welded and beaten lights with shades that retain hammer marks from their forming. Crafted by artisans in Northern India, the creation of Beat is part of an ancient process that takes four days to complete.

Year of Design	2005
Product Weight	1.34kg
Finishing Process	Hand Beaten, Painted, Lacquered
Surface Mount Shape/Diameter	Cone, 12.4cm
Power Method	Mains
Cable Spec	H03VV-F 2 x 0,75 mm2
Cable Type/Length	Black Fabric, 250cm
Light Source	6W LED
Max Wattage	9W
Lumens	800
CRI	>90
Colour Temperature	3000K
Dimmability	Mains Dimmable, Leading & Trailing Edge
Voltage	220-240V
Environment	Indoor
Certification/Electrical Class	Certified for NZ/AUS



BLACK

Code	BLS03-PEUM3
Shade Code	BLS03
Shade Material	Brass
Shade Colour/Finish	Black, Brass, Matte
Fitting Code	LEDP05BKEU
Fitting Material	Steel
Fitting Colour/Finish	Black, Matte
Service Offer	Quick Ship

BRASS

Code	BLS03B-PEUM3
Shade Code	BLS03B
Shade Material	Brass
Shade Colour/Finish	Brass, Brushed
Fitting Code	LEDP05BKEU
Fitting Material	Steel
Fitting Colour/Finish	Black, Matte
Service Offer	Quick Ship

WHITE

Code	BLS03WH-PEUM4
Shade Code	BLS03WH
Shade Material	Brass
Shade Colour/Finish	White, Brass, Gloss
Fitting Code	LEDP05BKEU
Fitting Material	Steel
Fitting Colour/Finish	Black, Matte
Service Offer	Quick Ship

BEAT STOUT PENDANT LED



Bearing the mark of its maker, Beat is a celebration of the handmade. Inspired by the sculptural simplicity of traditional Indian water vessels, Beat is a family of hand-spun, welded and beaten lights with shades that retain hammer marks from their forming. Crafted by artisans in Northern India, the creation of Beat is part of an ancient process that takes four days to complete.

Year of Design	2005
Product Weight	5.97kg
Finishing Process	Hand Beaten, Painted, Lacquered
Surface Mount Shape/Diameter	Cone, 12.4cm
Power Method	Mains
Cable Spec	H03VV-F 2 x 0,75 mm2
Cable Type/Length	Black Fabric, 250cm
Light Source	6W LED
Max Wattage	9W
Lumens	800
CRI	>90
Colour Temperature	3000K
Dimmability	Mains Dimmable, Leading & Trailing Edge
Voltage	220-240V
Environment	Indoor
Certification/Electrical Class	Certified for NZ/AUS



BLACK

Code	BLS04-PEUM3
Shade Code	BLS04
Shade Material	Brass
Shade Colour/Finish	Black, Brass, Matte
Fitting Code	LEDP06BKEU
Fitting Material	Steel
Fitting Colour/Finish	Black, Matte
Service Offer	Quick Ship

BRASS

Code	BLS04B-PEUM3
Shade Code	BLS04B
Shade Material	Brass
Shade Colour/Finish	Brass, Brushed
Fitting Code	LEDP06BKEU
Fitting Material	Steel
Fitting Colour/Finish	Black, Matte
Service Offer	Quick Ship

WHITE

Code	BLS04WH-PEUM4
Shade Code	BLS04WH
Shade Material	Brass
Shade Colour/Finish	White, Brass, Gloss
Fitting Code	LEDP06BKEU
Fitting Material	Steel
Fitting Colour/Finish	Black, Matte
Service Offer	Quick Ship

BEAT WAIST PENDANT LED




Bearing the mark of its maker, Beat is a celebration of the handmade. Inspired by the sculptural simplicity of traditional Indian water vessels, Beat is a family of hand-spun, welded and beaten lights with shades that retain hammer marks from their forming. Crafted by artisans in Northern India, the creation of Beat is part of an ancient process that takes four days to complete.

Year of Design	2016
Product Weight	3.47kg
Finishing Process	Hand Beaten, Painted, Lacquered
Surface Mount Shape/Diameter	Cone, 12.4cm
Power Method	Mains
Cable Spec	H03VV-F 2 x 0,75 mm2
Cable Type/Length	Black Fabric, 250cm
Light Source	6W LED
Max Wattage	9W
Lumens	800
CRI	>90
Colour Temperature	3000K
Dimmability	Mains Dimmable, Leading & Trailing Edge
Voltage	220-240V
Environment	Indoor
Certification/Electrical Class	Certified for NZ/AUS



BLACK	
Code	BLS05-PEUM2
Shade Code	BLS05
Shade Material	Brass
Shade Colour/Finish	Black, Brass, Matte
Fitting Code	LEDP06BKEU
Fitting Material	Steel
Fitting Colour/Finish	Black, Matte
Service Offer	Quick Ship



BEAT FLAT PENDANT LED

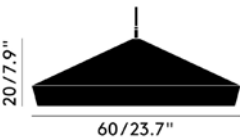


Bearing the mark of its maker, Beat is a celebration of the handmade. Inspired by the sculptural simplicity of traditional Indian water vessels, Beat is a family of hand-spun, welded and beaten lights with shades that retain hammer marks from their forming. Crafted by artisans in Northern India, the creation of Beat is part of an ancient process that takes four days to complete.

Year of Design	2016
Product Weight	4.06kg
Finishing Process	Hand Beaten, Painted, Lacquered
Surface Mount Shape/Diameter	Cone, 12.4cm
Power Method	Mains
Cable Spec	H03VV-F 2 x 0,75 mm2
Cable Type/Length	Black Fabric, 250cm
Light Source	6W LED
Max Wattage	9W
Lumens	800
CRI	>90
Colour Temperature	3000K
Dimmability	Mains Dimmable, Leading & Trailing Edge
Voltage	220-240V
Environment	Indoor
Certification/Electrical Class	Certified for NZ/AUS



BLACK	
Code	BLS06-PEUM2
Shade Code	BLS06
Shade Material	Brass
Shade Colour/Finish	Black, Brass, Matte
Fitting Code	LEDP06BKEU
Fitting Material	Steel
Fitting Colour/Finish	Black, Matte
Service Offer	Quick Ship



COPPER PENDANT ROUND 25CM LED



Copper is created by exploding a thin layer of pure metal onto the surface of a polycarbonate shade. This technologically advanced process of vacuum metallisation gives Copper an instantly recognisable and highly reflective surface with a warm metallic glow. Round and oval shades are created in the trademark mirrored copper, allowing clusters to be formed.

Year of Design	2015
Product Weight	1.03kg
Finishing Process	Metallised, Plated
Surface Mount Shape/Diameter	Dome, 11.5cm
Power Method	Mains
Cable Spec	H03VV-F 2 x 0,75 mm2
Cable Type/Length	Clear, 250cm
Light Source	6W LED
Max Wattage	9W
Lumens	800
CRI	>90
Colour Temperature	3000K
Dimmability	Mains Dimmable, Leading & Trailing Edge
Voltage	220-240V
Environment	Indoor
Spares	LEDRING01Y, LEDDRIVER01EU
Certification/Electrical Class	Certified for NZ/AUS



COPPER	
Code	COS01CO-PEUM2
Shade Code	COS01CO
Shade Material	Polycarbonate
Shade Colour/Finish	Copper, Mirrored
Fitting Code	LEDP07COEU
Fitting Material	Steel
Fitting Colour/Finish	Copper, Polished
Service Offer	Quick Ship



COPPER PENDANT ROUND 45CM LED



Copper is created by exploding a thin layer of pure metal onto the surface of a polycarbonate shade. This technologically advanced process of vacuum metallisation gives Copper an instantly recognisable and highly reflective surface with a warm metallic glow. Round and oval shades are created in the trademark mirrored copper, allowing clusters to be formed.

Year of Design	2015
Product Weight	2.84kg
Finishing Process	Metallised, Plated
Surface Mount Shape/Diameter	Dome, 11.5cm
Power Method	Mains
Cable Spec	H03VV-F 2 x 0,75 mm2
Cable Type/Length	Clear, 250cm
Light Source	6W LED
Max Wattage	9W
Lumens	800
CRI	>90
Colour Temperature	3000K
Dimmability	Mains Dimmable, Leading & Trailing Edge
Voltage	220-240V
Environment	Indoor
Spares	LEDRING01Y, LEDDRIVER01EU
Certification/Electrical Class	Certified for NZ/AUS



COPPER	
Code	COS02CO-PEUM2
Shade Code	COS02CO
Shade Material	Polycarbonate
Shade Colour/Finish	Copper, Mirrored
Fitting Code	LEDP08COEU
Fitting Material	Steel
Fitting Colour/Finish	Copper, Polished
Service Offer	Quick Ship



COPPER PENDANT WIDE LED

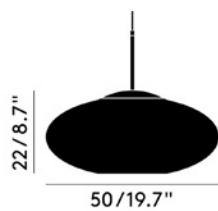


Copper is created by exploding a thin layer of pure metal onto the surface of a polycarbonate shade. This technologically advanced process of vacuum metallisation gives Copper an instantly recognisable and highly reflective surface with a warm metallic glow. Round and oval shades are created in the trademark mirrored copper, allowing clusters to be formed.

COPPER

Code	COS03CO-PEUM2
Shade Code	COS03CO
Shade Material	Polycarbonate
Shade Colour/Finish	Copper, Mirrored
Fitting Code	LEDP08COEU
Fitting Material	Steel
Fitting Colour/Finish	Copper, Polished
Service Offer	Quick Ship

Year of Design	2015
Product Weight	2.34kg
Finishing Process	Metallised, Plated
Surface Mount Shape/Diameter	Dome, 11.5cm
Power Method	Mains
Cable Spec	H03VV-F 2 x 0,75 mm2
Cable Type/Length	Clear, 250cm
Light Source	6W LED
Max Wattage	9W
Lumens	800
CRI	>90
Colour Temperature	3000K
Dimmability	Mains Dimmable, Leading & Trailing Edge
Voltage	220-240V
Environment	Indoor
Spares	LEDRING01Y, LEDDRIVER01EU
Certification/Electrical Class	Certified for NZ/AUS



ETCH PENDANT

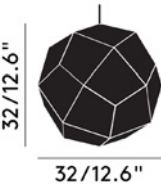


Inspired by the logic of pure mathematics, Etch features geodesic structures made of razor-thin, etched metal sheets, tabbed together like Victorian tin toys. Using digital acid etching methods – similar to making electronic products such as circuit boards – the detailed perforated pattern of the sheets allows for light to escape and cast a mass of intricate, tangled shadows when lit.

Year of Design	2009
Product Weight	1.53kg
Finishing Process	Digital Photo-Acid Etched, Polished, Lacquered
Surface Mount Shape/Diameter	Cone, 12.5cm
Power Method	Mains
Cable Spec	H03VV-F 2 x 0,75 mm2
Cable Type/Length	Black Fabric, 250cm
Light Source	E27, Light Source Not Included
Max Wattage	15W
Dimmability	Mains Dimmable
Voltage	220-240V
Environment	Indoor
Certification/Electrical Class	Certified for NZ/AUS



BRASS	
Code	ETS03B-PEUM1
Shade Code	ETS03B
Shade Material	Brass
Shade Colour/Finish	Brass, Matte
Fitting Code	SPA04EU
Fitting Material	Steel
Fitting Colour/Finish	Brass, Brushed
Service Offer	Collection



ETCH PENDANT 50CM

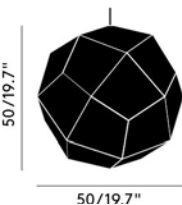


Inspired by the logic of pure mathematics, Etch features geodesic structures made of razor-thin, etched metal sheets, tabbed together like Victorian tin toys. Using digital acid etching methods – similar to making electronic products such as circuit boards – the detailed perforated pattern of the sheets allows for light to escape and cast a mass of intricate, tangled shadows when lit.

Year of Design	2012
Product Weight	2.43kg
Finishing Process	Digital Photo-Acid Etched, Polished, Lacquered
Surface Mount Shape/Diameter	Cone, 12.5cm
Power Method	Mains
Cable Spec	H03VV-F 2 x 0,75 mm2
Cable Type/Length	Black Fabric, 250cm
Light Source	E27, Light Source Not Included
Max Wattage	15W
Dimmability	Mains Dimmable
Voltage	220-240V
Environment	Indoor
Certification/Electrical Class	Certified for NZ/AUS



BRASS	
Code	ETS03B50-PEUM1
Shade Code	ETS03B50
Shade Material	Brass
Shade Colour/Finish	Brass, Matte
Fitting Code	SPA04EU
Fitting Material	Steel
Fitting Colour/Finish	Brass, Brushed
Service Offer	Collection



ETCH PENDANT WEB

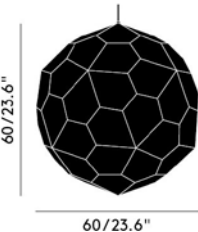


Etch Web are statement pendants made from acid-etched sheets of metal to create an intricate pattern. A bulb is suspended within the centre of Etch Web to make it the ultimate shadow play pendant. The unusual open structure of Etch Web is designed to cast atmospheric angular shadows when lit.

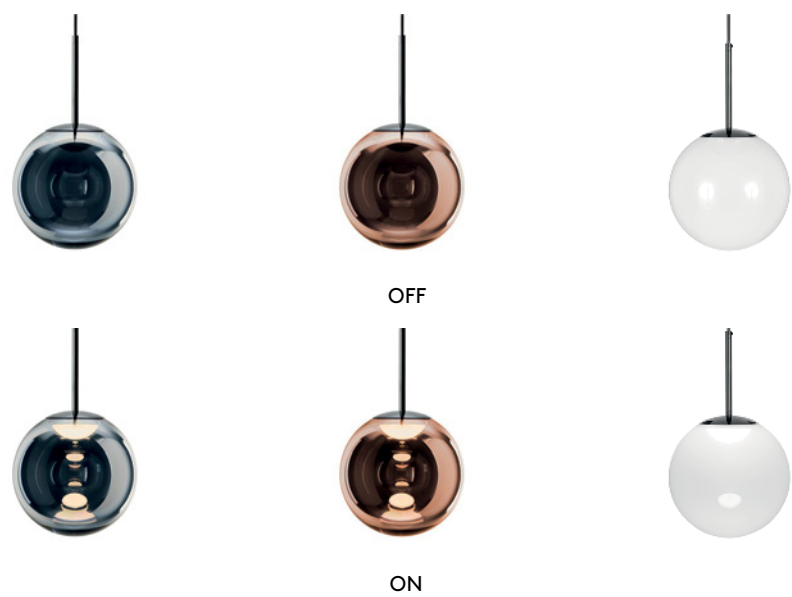
Year of Design	2011
Product Weight	2.45kg
Finishing Process	Digital Photo-Acid Etched, Matte, Lacquered
Surface Mount Shape/Diameter	Cone, 12.5cm
Power Method	Mains
Cable Spec	H03VV-F 2 x 0,75 mm2
Cable Type/Length	Black Fabric, 250cm
Light Source	E27, Light Source Not Included
Max Wattage	15W
Dimmability	Mains Dimmable
Voltage	220-240V
Environment	Indoor
Certification/Electrical Class	Certified for NZ/AUS



BRASS	
Code	ETW01B-PEUM1
Shade Code	ETW01B
Shade Material	Brass
Shade Colour/Finish	Brass, Matte
Fitting Code	SPA04EU
Fitting Material	Steel
Fitting Colour/Finish	Brass, Brushed
Service Offer	Collection



GLOBE PENDANT 25CM LED



In our perpetual quest for the purest forms, Globe stands out as the most minimal of the lot. The spherical orb shade, highly mirrored and perfectly reflective, reveals a multiplicity of internal reflections from the integral LED when switched on. The archetypical silhouette allows for use in any space.

Year of Design	2019
Product Weight	1.09kg
Finishing Process	Semi-Metallised, Powder Coated
Surface Mount Shape/Diameter	Cone, 11.5cm
Power Method	Mains
Cable Spec	H03VV-F 2 x 0,75 mm2
Cable Type/Length	Black Fabric, 250cm
Light Source	6W LED
Max Wattage	9W
Lumens	800
CRI	>90
Colour Temperature	3000K
Dimmability	Mains Dimmable, Leading & Trailing Edge
Voltage	220-240V
Environment	Indoor
Spares	LEDRING01Y, LEDDRIVER01EU
Certification/Electrical Class	Certified for NZ/AUS



SILVER

Code	GLS01CH-PEUM2
Shade Code	GLS01CH
Shade Material	Polycarbonate
Shade Colour/Finish	Silver, Mirrored
Fitting Code	LEDP09BKEU
Fitting Material	Steel
Fitting Colour/Finish	Black, Gloss
Service Offer	Quick Ship

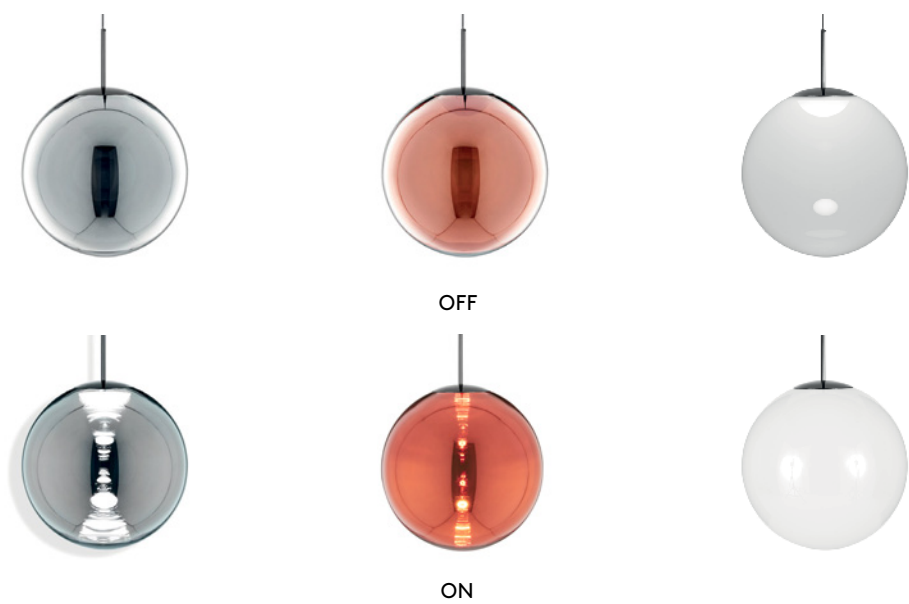
COPPER

Code	GLS01CO-PEUM2
Shade Code	GLS01CO
Shade Material	Polycarbonate
Shade Colour/Finish	Copper, Mirrored
Fitting Code	LEDP09BKEU
Fitting Material	Steel
Fitting Colour/Finish	Black, Gloss
Service Offer	Quick Ship

OPAL

Code	OPP0101-PEUM2
Shade Code	OPS0101
Shade Material	Polycarbonate
Shade Colour/Finish	Opalescent, Tinted
Fitting Code	LEDP09BKEU
Fitting Material	Steel
Fitting Colour/Finish	Black, Gloss
Service Offer	Quick Ship

GLOBE PENDANT 50CM LED



In our perpetual quest for the purest forms, Globe stands out as the most minimal of the lot. The spherical orb shade, highly mirrored and perfectly reflective, reveals a multiplicity of internal reflections from the integral LED when switched on. The archetypical silhouette allows for use in any space.

Year of Design	2019
Product Weight	2.64kg
Finishing Process	Semi-Metallised, Powder Coated
Surface Mount Shape/Diameter	Cone, 11.5cm
Power Method	Mains
Cable Spec	H03VV-F 2 x 0,75 mm2
Cable Type/Length	Black Fabric, 250cm
Light Source	6W LED
Max Wattage	9W
Lumens	800
CRI	>90
Colour Temperature	3000K
Dimmability	Mains Dimmable, Leading & Trailing Edge
Voltage	220-240V
Environment	Indoor
Spares	LEDRING01Y, LEDDRIVER01EU
Certification/Electrical Class	Certified for NZ/AUS



SILVER

Code	GLC02CH-CEUM4
Shade Code	GLS02CH
Shade Material	Polycarbonate
Shade Colour/Finish	Silver, Mirrored
Fitting Code	LEDC02CHEU (CHINA: LEDC02CHCCC)
Fitting Material	Steel
Fitting Colour/Finish	Silver, Polished
Service Offer	Quick Ship


COPPER

Code	GLC02CO-CEUM4
Shade Code	GLS02CO
Shade Material	Polycarbonate
Shade Colour/Finish	Copper, Mirrored
Fitting Code	LEDC02CHEU (CHINA: LEDC02CHCCC)
Fitting Material	Steel
Fitting Colour/Finish	Gold, Polished
Service Offer	Quick Ship

OPAL

Code	GLC02OP-CEUM4
Shade Code	OPS0102
Shade Material	Polycarbonate
Shade Colour/Finish	Opalescent, Tinted
Fitting Code	LEDC02GOEU (CHINA: LEDC02GOCCC)
Fitting Material	Steel
Fitting Colour/Finish	Gold, Polished
Service Offer	Quick Ship

GLOBE MINI CHANDELIER OPAL LED



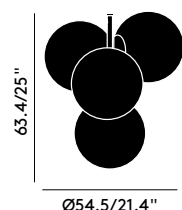
OFF



ON

In our perpetual quest for the purest forms, Globe stands out as the most minimal of the lot. A spherical orb made from a custom recipe of tinted white opalescent polycarbonate. We've noticed that not everyone can fit huge chandeliers in their interiors, so we've created a mini chandelier that will work in more compact interiors with lower ceilings. Globe Mini Chandelier includes 4 x 25cm Globe shades in an opalescent finish.

Year of Design	2022
Product Weight	4.15kg
Finishing Process	Tinted, Plated
Surface Mount Shade/Diameter	Dome, 25.4cm
Power Method	Mains
Cable Spec	H03VVH2-F 2 x 0,75 mm ² FEP/PVC
Cable Type Length	Clear, 500cm
Light Source	4 x 6W LED
Max Wattage	30W
Lumens	2300
CRI	>90
Colour Temperature	3000K (Standard), 2700K Accessory Available
Dimmability	Mains Dimmable, Leading and Trailing Edge
Voltage	220-240V
Environment	Indoor
Spares	4 x LEDRING02A; 4 x LEDRING12A 1 x LEDCDRIVER01EU
Certification/Electrical Class	Certified for NZ/AUS



OPAL WITH SILVER FITTING

Code	GLC04OP-CEUM4
Shade Code	4 x OPS0101
Shade Material	Polycarbonate
Shade Colour/Finish	Opalescent, tinted
Fitting Code	LEDC04CHEU (China: LEDC04CHCCC)
Fitting Material	Steel
Fitting Colour/Finish	Silver, Polished
Service Offer	New

OPAL WITH GOLD FITTING


Code	GLC04OPG-CEUM4
Shade Code	4 x OPS0101
Shade Material	Polycarbonate
Shade Colour/Finish	Opalescent, tinted
Fitting Code	LEDC04GOEU (China: LEDC04GOCCC)
Fitting Material	Steel
Fitting Colour/Finish	Gold, Polished
Service Offer	New

GLOBE MINI CHANDELIER LED



In our perpetual quest for the purest forms, Globe stands out as the most minimal of the lot. A spherical orb made from a custom recipe of tinted white opalescent polycarbonate. We've noticed that not everyone can fit huge chandeliers in their interiors, so we've created a mini chandelier that will work in more compact interiors with lower ceilings. Globe Mini Chandelier includes 4 x 25cm Globe shades.

Year of Design	2022
Product Weight	4.15kg
Finishing Process	Tinted, Plated
Surface Mount Shade/Diameter	Dome, 25.4cm
Power Method	Mains
Cable Spec	H03VVH2-F 2 x 0,75 mm ² FEP/PVC
Cable Type Length	Clear, 500cm
Light Source	4 x 6W LED
Max Wattage	30W
Lumens	2300
CRI	>90
Colour Temperature	3000K
Dimmability	Mains Dimmable, Leading and Trailing Edge
Voltage	220-240V
Environment	Indoor
Spares	4 x LEDRING02A; 1 x LEDCDRIVER01EU
Certification/Electrical Class	Certified for NZ/AUS



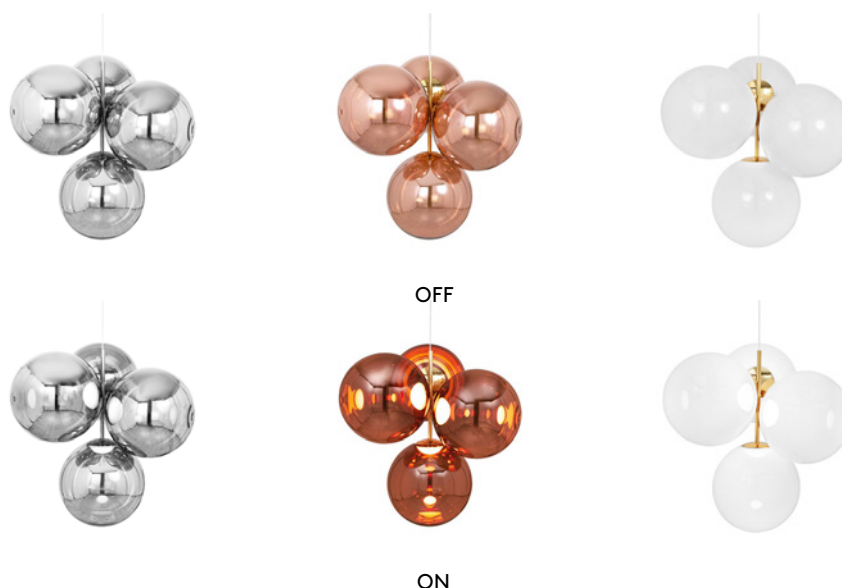
COPPER

Code	GLC04CO-CEUM4
Shade Code	4 x GLS01CO
Shade Material	Polycarbonate
Shade Colour/Finish	Opalescent, tinted
Fitting Code	LEDC04GOEU (China: LEDC04GOCCC)
Fitting Material	Steel
Fitting Colour/Finish	Gold, Polished
Service Offer	New

SILVER

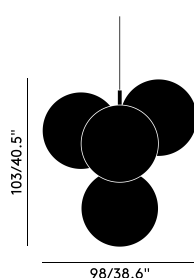
Code	GLC04CH-CEUM4
Shade Code	4 x GLS01CH
Shade Material	Polycarbonate
Shade Colour/Finish	Opalescent, tinted
Fitting Code	LEDC04CHEU (China: LEDC04CHCCC)
Fitting Material	Steel
Fitting Colour/Finish	Silver, Polished
Service Offer	New

GLOBE CHANDELIER SMALL LED



In our perpetual quest for the purest forms, Globe stands out as the most minimal of the lot. The spherical orb shade, highly mirrored and perfectly reflective, reveals a multiplicity of internal reflections from the integral LED when switched on. The archetypical silhouette allows for use in any space. Globe Chandelier Small features four orbs protruding from steel tubes.

Year of Design	2019
Product Weight	9.25kg
Finishing Process	Semi-Metallised, Plated
Surface Mount Shape/Diameter	Dome, 25.4cm
Power Method	Mains
Cable Spec	H03VV-F 2 x 0,75 mm ²
Cable Type/Length	Clear, 500cm
Light Source	4 x 6W LED
Max Wattage	30W
Lumens	2300
CRI	>90
Colour Temperature	3000K
Dimmability	Mains Dimmable, Leading & Trailing Edge
Voltage	220-240V
Environment	Indoor
Spares	LEDRING02A, LEDCDRIVER01EU
Certification/Electrical Class	Certified for NZ/AUS



SILVER

Code	GLC01CH-CEUM4
Shade Code	4 X GLS02CH
Shade Material	Polycarbonate
Shade Colour/Finish	Silver, Mirrored
Fitting Code	LEDC01CHEU (CHINA: LEDC01CHCCC)
Fitting Material	Steel
Fitting Colour/Finish	Silver, Polished
Service Offer	Collection

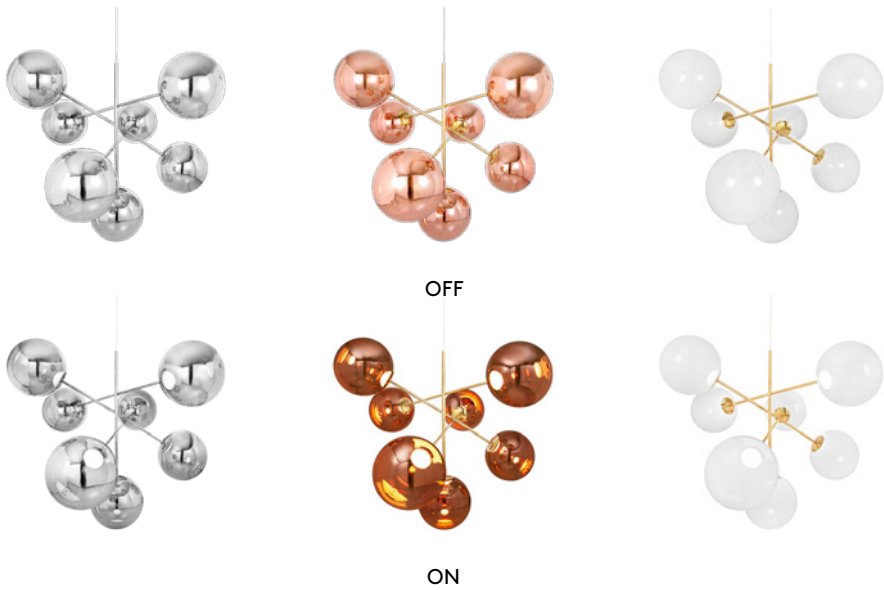
COPPER

Code	GLC01CO-CEUM4
Shade Code	4 X GLS02CO
Shade Material	Polycarbonate
Shade Colour/Finish	Copper, Mirrored
Fitting Code	LEDC01GOEU (CHINA: LEDC01GOCCC)
Fitting Material	Steel
Fitting Colour/Finish	Gold, Polished
Service Offer	Collection

OPAL

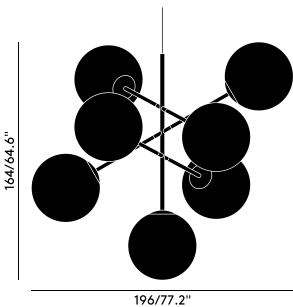
Code	GLC01OP-CEUM4
Shade Code	4 X OPS0102
Shade Material	Polycarbonate
Shade Colour/Finish	Opalescent, Tinted
Fitting Code	LEDC01GOEU (CHINA: LEDC01GOCCC)
Fitting Material	Steel
Fitting Colour/Finish	Gold, Polished
Service Offer	Collection

GLOBE CHANDELIER LARGE LED



In our perpetual quest for the purest forms, Globe stands out as the most minimal of the lot. The spherical orb shade, highly mirrored and perfectly reflective, reveals a multiplicity of internal reflections from the integral LED when switched on. The archetypical silhouette allows for use in any space. Globe Chandelier Large features seven orbs protruding from steel tubes.

Year of Design	2019
Product Weight	20.20kg
Finishing Process	Semi-Metallised, Plated
Surface Mount Shape/Diameter	Dome, 25.4cm
Power Method	Mains
Cable Spec	H03VV-F 2 x 0,75 mm2
Cable Type/Length	Clear, 500cm
Light Source	7 x 6W LED
Max Wattage	51W
Lumens	3700
CRI	>90
Colour Temperature	3000K
Dimmability	Mains Dimmable, Leading & Trailing Edge
Voltage	220-240V
Environment	Indoor
Spares	LEDRING02A, LEDCDRIVER02EU
Certification/Electrical Class	Certified for NZ/AUS



SILVER

Code	GLC02CH-CEUM4
Shade Code	7 X GLS02CH
Shade Material	Polycarbonate
Shade Colour/Finish	Silver, Mirrored
Fitting Code	LEDC02CHEU (CHINA: LEDC02CHCCC)
Fitting Material	Steel
Fitting Colour/Finish	Silver, Polished
Service Offer	Collection

COPPER

Code	GLC02CO-CEUM4
Shade Code	7 X GLS02CO
Shade Material	Polycarbonate
Shade Colour/Finish	Copper, Mirrored
Fitting Code	LEDC02GOEU (CHINA: LEDC02GOCCC)
Fitting Material	Steel
Fitting Colour/Finish	Gold, Polished
Service Offer	Collection

OPAL

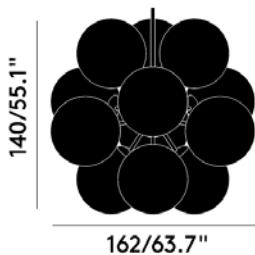
Code	GLC02OP-CEUM4
Shade Code	7 X OPS0102
Shade Material	Polycarbonate
Shade Colour/Finish	Opalescent, Tinted
Fitting Code	LEDC02GOEU (CHINA: LEDC02GOCCC)
Fitting Material	Steel
Fitting Colour/Finish	Gold, Polished
Service Offer	Collection

GLOBE BURST CHANDELIER LED



In our perpetual quest for the purest forms, Globe stands out as the most minimal of the lot. The spherical orb shade, highly mirrored and perfectly reflective, reveals a multiplicity of internal reflections from the integral LED when switched on. The archetypical silhouette allows for use in any space. Globe Burst Chandelier features 12 orbs protruding from steel tubes.

Year of Design	2019
Product Weight	30.46kg
Finishing Process	Semi-Metallised, Powder Coated
Surface Mount Shape/Diameter	Dome, 25.4cm
Power Method	Mains
Cable Spec	H03VV-F 2 x 0,75 mm2
Cable Type/Length	Black Fabric, 500cm
Light Source	12 x 6W LED
Max Wattage	85W
Lumens	7100
CRI	>90
Colour Temperature	3000K
Dimmability	Mains Dimmable, Leading & Trailing Edge
Voltage	220-240V
Environment	Indoor
Spares	LEDRING02A, LEDCDRIVER02EU
Certification/Electrical Class	Certified for NZ/AUS



SILVER

Code	GLC03CHBK-CEUM4
Shade Code	12 X GLS02CH
Shade Material	Polycarbonate
Shade Colour/Finish	Silver, Mirrored
Fitting Code	LEDC03BKEU (CHINA : LEDC03BKCCC)
Fitting Material	Steel
Fitting Colour/Finish	Black, Gloss
Service Offer	Collection

COPPER

Code	GLC03COBK-CEUM4
Shade Code	12 X GLS02CO
Shade Material	Polycarbonate
Shade Colour/Finish	Copper, Mirrored
Fitting Code	LEDC03BKEU (CHINA : LEDC03BKCCC)
Fitting Material	Steel
Fitting Colour/Finish	Black, Gloss
Service Offer	Collection

OPAL

Code	OPC03BK-CEUM4
Shade Code	12 X OPS0102
Shade Material	Polycarbonate
Shade Colour/Finish	Opalescent, Tinted
Fitting Code	LEDC03BKEU (CHINA : LEDC03BKCCC)
Fitting Material	Steel
Fitting Colour/Finish	Black, Gloss
Service Offer	Collection

MELT PENDANT MINI LED



Melt is evocative of molten glass, the interior of a melting glacier or images of deep space. An imperfect, organic and naturalistic light that produces a mesmerizing hot-blown glass effect. Melt is created through a process of blow moulding and vacuum metallisation to achieve melted orbs with abundant and unusual luminosity that reflects and enhances its environment.

Year of Design	2014
Product Weight	1.08kg
Finishing Process	Semi-Metallised, Plated
Surface Mount Shape/Diameter	Dome, 11.5cm
Power Method	Mains
Cable Spec	H03VV-F 2 x 0,75 mm2
Cable Type/Length	Clear, 250cm
Light Source	6W LED
Max Wattage	9W
Lumens	800
CRI	>90
Colour Temperature	3000K
Dimmability	Mains Dimmable, Leading & Trailing Edge
Voltage	220-240V
Environment	Indoor
Spares	LEDRING01Y, LEDDRIVER01EU
Certification/Electrical Class	Certified for NZ/AUS



SILVER

Code	MES04CH-PEUM2
Shade Code	MES02CH
Shade Material	Polycarbonate
Shade Colour/Finish	Silver, Mirrored
Fitting Code	LEDP07CHEU
Fitting Material	Steel
Fitting Colour/Finish	Silver, Polished
Service Offer	Quick Ship

GOLD

Code	MES04GO-PEUM2
Shade Code	MES02G
Shade Material	Polycarbonate
Shade Colour/Finish	Gold, Mirrored
Fitting Code	LEDP07GOEU
Fitting Material	Steel
Fitting Colour/Finish	Gold, Polished
Service Offer	Quick Ship

MELT PENDANT MINI LED



Melt is evocative of molten glass, the interior of a melting glacier or images of deep space. An imperfect, organic and naturalistic light that produces a mesmerizing hot-blown glass effect. Melt is created through a process of blow moulding and vacuum metallisation to achieve melted orbs with abundant and unusual luminosity that reflects and enhances its environment.

Year of Design	2014
Product Weight	1.08kg
Finishing Process	Semi-Metallised, Plated
Surface Mount Shape/Diameter	Dome, 11.5cm
Power Method	Mains
Cable Spec	H03VV-F 2 x 0,75 mm2
Cable Type/Length	Clear, 250cm
Light Source	6W LED
Max Wattage	9W
Lumens	800
CRI	>90
Colour Temperature	3000K
Dimmability	Mains Dimmable, Leading & Trailing Edge
Voltage	220-240V
Environment	Indoor
Spares	LEDRING01Y, LEDDRIVER01EU
Certification/Electrical Class	Certified for NZ/AUS



COPPER

Code	MES04CO-PEUM2
Shade Code	MES02CO
Shade Material	Polycarbonate
Shade Colour/Finish	Copper, Mirrored
Fitting Code	LEDP07COEU
Fitting Material	Steel
Fitting Colour/Finish	Copper, Polished
Service Offer	Quick Ship

SMOKE

Code	MES04SM-PEUM2
Shade Code	MES02SM
Shade Material	Polycarbonate
Shade Colour/Finish	Smoke, Mirrored
Fitting Code	LEDP07CHEU
Fitting Material	Steel
Fitting Colour/Finish	Silver, Polished
Service Offer	Quick Ship



MELT PENDANT MINI OPAL LED



Melt is a beautifully distorted pendant light now available in a new tinted white opalescent finish. By retaining Melt’s organic form, we have created an opal version, which boosts its luminosity. To complement our range of metallic shades, we’ve introduced Opal as an alternative finish for interiors that have a more monochromatic style. Semi translucent, it maintains an ethereal ghostliness in the daylight and at night forms a perfectly illuminated orb.

OPAL WITH SILVER FITTING

Code	MES04OP-PEUM2
Shade Code	MES04OP
Shade Material	Polycarbonate
Shade Colour/Finish	Opalescent, tinted
Fitting Code	LEDP07CHEU
Fitting Material	Steel
Fitting Colour/Finish	Silver, Polished
Service Offer	New

OPAL WITH GOLD FITTING

Code	MES04OPG-PEUM2
Shade Code	MES04OP
Shade Material	Polycarbonate
Shade Colour/Finish	Opalescent, tinted
Fitting Code	LEDP07GOEU
Fitting Material	Steel
Fitting Colour/Finish	Gold, Polished
Service Offer	New

Year of Design	2014
Product Weight	1.08kg
Finishing Process	Tinted, Plated
Surface Mount Shape/Diameter	Dome, 11.5cm
Power Method	Mains
Cable Spec	H03VV-F2 x 0,75 mm² PVC-PVC
Cable Type/Length	Clear, 250cm
Light Source	6W LED
Max Wattage	9W
Lumens	800
CRI	>90
Colour Temperature	3000K (Standard) 2700K accessory available
Dimmability	Mains Dimmable, Leading & Trailing Edge
Voltage	220-240V
Environment	Indoor
Spares	LEDRING01Y, LEDDRIVER01EU
Certification/Electrical Class	Certified for NZ/AUS




MELT PENDANT LED



Melt is evocative of molten glass, the interior of a melting glacier or images of deep space. An imperfect, organic and naturalistic light that produces a mesmerizing hot-blown glass effect. Melt is created through a process of blow moulding and vacuum metallisation to achieve melted orbs with abundant and unusual luminosity that reflects and enhances its environment.

Year of Design	2014
Product Weight	2.44kg
Finishing Process	Semi-Metallised, Plated
Surface Mount Shape/Diameter	Dome, 11.5cm
Power Method	Mains
Cable Spec	H03VV-F 2 x 0,75 mm2
Cable Type/Length	Clear, 250cm
Light Source	6W LED
Max Wattage	9W
Lumens	800
CRI	>90
Colour Temperature	3000K
Dimmability	Mains Dimmable, Leading & Trailing Edge
Voltage	220-240V
Environment	Indoor
Spares	LEDRING01Y, LEDDRIVER01EU
Certification/Electrical Class	Certified for NZ/AUS



SILVER	
Code	MES03CH-PEUM2
Shade Code	MES01CH
Shade Material	Polycarbonate
Shade Colour/Finish	Silver, Mirrored
Fitting Code	LEDP08CHEU
Fitting Material	Steel
Fitting Colour/Finish	Silver, Polished
Service Offer	Quick Ship

GOLD	
Code	MES03GO-PEUM2
Shade Code	MES01G
Shade Material	Polycarbonate
Shade Colour/Finish	Gold, Mirrored
Fitting Code	LEDP08GOEU
Fitting Material	Steel
Fitting Colour/Finish	Gold, Polished
Service Offer	Quick Ship

MELT PENDANT LED



Melt is evocative of molten glass, the interior of a melting glacier or images of deep space. An imperfect, organic and naturalistic light that produces a mesmerizing hot-blown glass effect. Melt is created through a process of blow moulding and vacuum metallisation to achieve melted orbs with abundant and unusual luminosity that reflects and enhances its environment.

Year of Design	2014
Product Weight	2.44kg
Finishing Process	Semi-Metallised, Plated
Surface Mount Shape/Diameter	Dome, 11.5cm
Power Method	Mains
Cable Spec	H03VV-F 2 x 0,75 mm2
Cable Type/Length	Clear, 250cm
Light Source	6W LED
Max Wattage	9W
Lumens	800
CRI	>90
Colour Temperature	3000K
Dimmability	Mains Dimmable, Leading & Trailing Edge
Voltage	220-240V
Environment	Indoor
Spares	LEDRING01Y, LEDDRIVER01EU
Certification/Electrical Class	Certified for NZ/AUS



COPPER

Code	MES03CO-PEUM2
Shade Code	MES01CO
Shade Material	Polycarbonate
Shade Colour/Finish	Copper, Mirrored
Fitting Code	LEDP08COEU
Fitting Material	Steel
Fitting Colour/Finish	Copper, Polished
Service Offer	Quick Ship

SMOKE

Code	MES03SM-PEUM2
Shade Code	MES01SM
Shade Material	Polycarbonate
Shade Colour/Finish	Smoke, Mirrored
Fitting Code	LEDP08CHEU
Fitting Material	Steel
Fitting Colour/Finish	Silver, Polished
Service Offer	Quick Ship

MELT PENDANT OPAL LED



Melt is a beautifully distorted pendant light now available in a new tinted white opalescent finish. By retaining Melt’s organic form, we have created an opal version, which boosts its luminosity. To complement our range of metallic shades, we've introduced Opal as an alternative finish for interiors that have a more monochromatic style. Semi translucent, it maintains an ethereal ghostliness in the daylight and at night forms a perfectly illuminated orb.

OPAL WITH SILVER FITTING

Code	MES03OP-PEUM2
Shade Code	MES03OP
Shade Material	Polycarbonate
Shade Colour/Finish	Opalescent, tinted
Fitting Code	LEDP08CHEU
Fitting Material	Steel
Fitting Colour/Finish	Silver, Polished
Service Offer	New

OPAL WITH GOLD FITTING

Code	MES03OPG-PEUM2
Shade Code	MES03OP
Shade Material	Polycarbonate
Shade Colour/Finish	Opalescent, tinted
Fitting Code	LEDP08GOEU
Fitting Material	Steel
Fitting Colour/Finish	Gold, Polished
Service Offer	New

Year of Design	2014
Product Weight	2.44kg
Finishing Process	Tinted, Plated
Surface Mount Shape/Diameter	Dome, 11.5cm
Power Method	Mains
Cable Spec	H03VV-F2 x 0,75 mm² PVC-PVC
Cable Type/Length	Clear, 250cm
Light Source	6W LED
Max Wattage	9W
Lumens	800
CRI	>90
Colour Temperature	3000K (Standard) 2700K accessory available
Dimmability	Mains Dimmable, Leading & Trailing Edge
Voltage	220-240V
Environment	Indoor
Spares	LEDRING01Y, LEDDRIVER01EU
Certification/Electrical Class	Certified for NZ/AUS



MELT MINI CHANDELIER OPAL LED



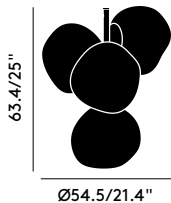
OFF



ON

A decade on and the magical qualities of Melt have not dissipated. We have created something timeless, but we’ve noticed that not everyone can fit huge chandeliers in their interiors, so we’ve made a mini version – a contemporary and more compact light suitable for the new modern city context. Melt Mini Chandelier includes 4 x Melt Mini shades in a new tinted white opalescent finish. By retaining Melt’s organic form, we have created an opal version, which boosts its luminosity.

Year of Design	2022
Product Weight	4kg
Finishing Process	Tinted, Plated
Surface Mount Shade/Diameter	Dome, 25.4cm
Power Method	Mains
Cable Spec	H03VVH2-F 2 x 0,75 mm ² FEP/PVC
Cable Type Length	Clear, 500cm
Light Source	4 x 6W LED
Max Wattage	30W
Lumens	2300
CRI	>90
Colour Temperature	3000K (Standard), 2700K Accessory Available
Dimmability	Mains Dimmable, Leading and Trailing Edge
Voltage	220-240V
Environment	Indoor
Spares	4 x LEDRING02A; 4 x LEDRING12A; 1 x LEDCDRIVER01EU
Certification/Electrical Class	Certified for NZ/AUS



OPAL WITH SILVER FITTING	
Code	MEC04OP-CEUM4
Shade Code	4 x MES02OP
Shade Material	Polycarbonate
Shade Colour/Finish	Opalescent, tinted
Fitting Code	LEDC04CHEU (China: LEDC04CHCCC)
Fitting Material	Steel
Fitting Colour/Finish	Silver, Polished
Service Offer	New

OPAL WITH GOLD FITTING	
Code	MEC04OPG-CEUM4
Shade Code	4 x MES02OP
Shade Material	Polycarbonate
Shade Colour/Finish	Opalescent, tinted
Fitting Code	LEDC04GOEU (China: LEDC04GOCCC)
Fitting Material	Steel
Fitting Colour/Finish	Gold, Polished
Service Offer	New

MELT MINI CHANDELIER LED



OFF



ON

A decade on and the magical qualities of Melt have not dissipated. We have created something timeless, but we've noticed that not everyone can fit huge chandeliers in their interiors, so we've made a mini version – a contemporary and more compact light suitable for the new modern city context. Melt Mini Chandelier includes 4 x Melt Mini shades.

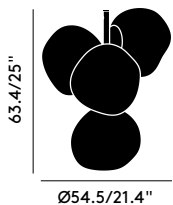
SILVER

Code	MEC04CH-CEUM4
Shade Code	4 x MES02CH
Shade Material	Polycarbonate
Shade Colour/Finish	Silver, Mirrored
Fitting Code	LEDC04CHEU (China: LEDC04CHCCC)
Fitting Material	Steel
Fitting Colour/Finish	Silver, Polished
Service Offer	New

GOLD

Code	MEC04GO-CEUM4
Shade Code	4 x MES02G
Shade Material	Polycarbonate
Shade Colour/Finish	Gold, Mirrored
Fitting Code	LEDC04GOEU (China: LEDC04GOCCC)
Fitting Material	Steel
Fitting Colour/Finish	Gold, Polished
Service Offer	New

Year of Design	2022
Product Weight	4kg
Finishing Process	Semi-Metalised, Plated
Surface Mount Shade/Diameter	Dome, 25.4cm
Power Method	Mains
Cable Spec	H03VVH2-F 2 x 0,75 mm ² FEP/PVC
Cable Type Length	Clear, 500cm
Light Source	4 x 6W LED
Max Wattage	30W
Lumens	2300
CRI	>90
Colour Temperature	3000K
Dimmability	Mains Dimmable, Leading and Trailing Edge
Voltage	220-240V
Environment	Indoor
Spares	4 x LEDRING02A; 1 x LEDCDRIVER01EU
Certification/Electrical Class	Certified for NZ/AUS



MELT MINI CHANDELIER LED



OFF



ON

A decade on and the magical qualities of Melt have not dissipated. We have created something timeless, but we've noticed that not everyone can fit huge chandeliers in their interiors, so we've made a mini version – a contemporary and more compact light suitable for the new modern city context. Melt Mini Chandelier includes 4 x Melt Mini shades.


Year of Design	2022
Product Weight	4kg
Finishing Process	Semi-Metalised, Plated
Surface Mount Shade/Diameter	Dome, 25.4cm
Power Method	Mains
Cable Spec	H03VVH2-F 2 x 0,75 mm ² FEP/PVC
Cable Type Length	Clear, 500cm
Light Source	4 x 6W LED
Max Wattage	30W
Lumens	2300
CRI	>90
Colour Temperature	3000K
Dimmability	Mains Dimmable, Leading and Trailing Edge
Voltage	220-240V
Environment	Indoor
Spares	4 x LEDRING02A; 1 x LEDCDRIVER01EU
Certification/Electrical Class	Certified for NZ/AUS

COPPER

Code	MEC04CO-CEUM4
Shade Code	4 x MES02CO
Shade Material	Polycarbonate
Shade Colour/Finish	Copper, Mirrored
Fitting Code	LEDC04GOEU (China: LEDC04GOCCC)
Fitting Material	Steel
Fitting Colour/Finish	Gold, Polished
Service Offer	New

SMOKE

Code	MEC04SM-CEUM4
Shade Code	4 x MES02SM
Shade Material	Polycarbonate
Shade Colour/Finish	Smoke, Mirrored
Fitting Code	LEDC04CHEU (China: LEDC04CHCCC)
Fitting Material	Steel
Fitting Colour/Finish	Silver, Polished
Service Offer	New

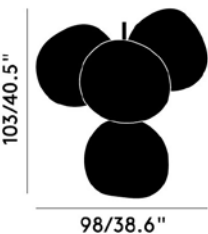


MELT CHANDELIER SMALL LED



Melt is evocative of molten glass, the interior of a melting glacier or images of deep space. An imperfect, organic and naturalistic light that produces a mesmerizing hot-blown glass effect. Melt is created through a process of blow moulding and vacuum metallisation to achieve melted orbs with abundant and unusual luminosity. Melt Chandelier Small features four orbs protruding from steel tubes.

Year of Design	2020
Product Weight	9.25kg
Finishing Process	Semi Metallised, Plated
Surface Mount Shape/Diameter	Dome, 25.4cm
Power Method	Mains
Cable Spec	H03VV-F 2 x 0,75 mm2
Cable Type/Length	Clear, 500cm
Light Source	4 x 6W LED
Max Wattage	30W
Lumens	2300
CRI	>90
Colour Temperature	3000K
Dimmability	Mains Dimmable, Leading & Trailing Edge
Voltage	220-240V
Environment	Indoor
Spares	LEDRING02A, LEDCDRIVER01EU
Certification/Electrical Class	Certified for NZ/AUS



SILVER

Code	MEC01CH-CEUM4
Shade Code	4 X MES01CH
Shade Material	Polycarbonate
Shade Colour/Finish	Silver, Mirrored
Fitting Code	LEDC01CHEU (CHINA : LEDC01CHCCC)
Fitting Material	Steel
Fitting Colour/Finish	Silver, Polished
Service Offer	Collection

GOLD

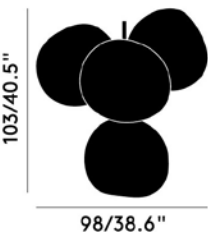
Code	MEC01GO-CEUM4
Shade Code	4 X MES01G
Shade Material	Polycarbonate
Shade Colour/Finish	Gold, Mirrored
Fitting Code	LEDC01GOEU (CHINA : LEDC01GOCCC)
Fitting Material	Steel
Fitting Colour/Finish	Gold, Polished
Service Offer	Collection

MELT CHANDELIER SMALL LED



Melt is evocative of molten glass, the interior of a melting glacier or images of deep space. An imperfect, organic and naturalistic light that produces a mesmerizing hot-blown glass effect. Melt is created through a process of blow moulding and vacuum metallisation to achieve melted orbs with abundant and unusual luminosity. Melt Chandelier Small features four orbs protruding from steel tubes.

Year of Design	2020
Product Weight	9.25kg
Finishing Process	Semi Metallised, Plated
Surface Mount Shape/Diameter	Dome, 25.4cm
Power Method	Mains
Cable Spec	H03VV-F 2 x 0,75 mm2
Cable Type/Length	Clear, 500cm
Light Source	4 x 6W LED
Max Wattage	30W
Lumens	2300
CRI	>90
Colour Temperature	3000K
Dimmability	Mains Dimmable, Leading & Trailing Edge
Voltage	220-240V
Environment	Indoor
Spares	LEDRING02A, LEDCDRIVER01EU
Certification/Electrical Class	Certified for NZ/AUS




COPPER

Code	MEC01CO-CEUM4
Shade Code	4 X MES01CO
Shade Material	Polycarbonate
Shade Colour/Finish	Copper, Mirrored
Fitting Code	LEDC01GOEU (CHINA : LEDC01GOCCC)
Fitting Material	Steel
Fitting Colour/Finish	Gold, Polished
Service Offer	Collection

SMOKE

Code	MEC01SM-CEUM4
Shade Code	4 X MES01SM
Shade Material	Polycarbonate
Shade Colour/Finish	Smoke, Mirrored
Fitting Code	LEDC01CHEU (CHINA : LEDC01CHCCC)
Fitting Material	Steel
Fitting Colour/Finish	Silver, Polished
Service Offer	Collection

MELT SMALL CHANDELIER OPAL LED



Melt Small Chandelier features four opalescent shades protruding from steel tubes and measuring one metre high. By retaining Melt’s organic form, we have created an opal version, which boosts its luminosity. To complement our range of metallic shades, we've introduced Opal as an alternative finish for interiors that have a more monochromatic style. Semi translucent, it maintains an ethereal ghostliness in the daylight and at night forms perfectly illuminated orbs.

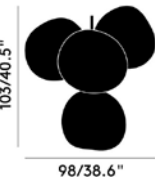
OPAL WITH SILVER FITTING

Code	MEC01OP-CEUM4
Shade Code	4 x MES01OP
Shade Material	Polycarbonate
Shade Colour/Finish	Opalescent, tinted
Fitting Code	LEDC02CHEU (China: LEDC01CHCCC)
Fitting Material	Steel
Fitting Colour/Finish	Silver, Polished
Service Offer	New

OPAL WITH GOLD FITTING

Code	MEC01OPG-CEUM4
Shade Code	4 x MES01OP
Shade Material	Polycarbonate
Shade Colour/Finish	Opalescent, tinted
Fitting Code	LEDC01GOEU (China: LEDC01GOCCC)
Fitting Material	Steel
Fitting Colour/Finish	Gold, Polished
Service Offer	New

Year of Design	2020
Product Weight	9.25kg
Finishing Process	Tinted, Plated
Surface Mount Shade/Diameter	Dome, 25.4cm
Power Method	Mains
Cable Spec	H03VVH2-F 2 x 0,75 mm² FEP/PVC
Cable Type Length	Clear, 500cm
Light Source	4 x 6W LED
Max Wattage	30W
Lumens	2300
CRI	>90
Colour Temperature	3000K (Standard), 2700K Accessory Available
Dimmability	Mains Dimmable, Leading and Trailing Edge
Voltage	220-240V
Environment	Indoor
Spares	4 x LEDRING02A; 4 x LEDRING12A; 1 x LEDCDRIVER01EU
Certification/Electrical Class	Certified for NZ/AUS



MELT CHANDELIER LARGE LED



Melt is evocative of molten glass, the interior of a melting glacier or images of deep space. An imperfect, organic and naturalistic light that produces a mesmerizing hot-blown glass effect. Melt is created through a process of blow moulding and vacuum metallisation to achieve melted orbs with abundant and unusual luminosity. Melt Chandelier Large features seven orbs protruding from steel tubes.

Year of Design	2020
Product Weight	20.20kg
Finishing Process	Semi Metallised, Plated
Surface Mount Shape/Diameter	Dome, 25.4cm
Power Method	Mains
Cable Spec	H03VV-F 2 x 0,75 mm2
Cable Type/Length	Clear, 500cm
Light Source	7 x 6W LED
Max Wattage	51W
Lumens	3700
CRI	>90
Colour Temperature	3000K
Dimmability	Mains Dimmable, Leading & Trailing Edge
Voltage	220-240V
Environment	Indoor
Spares	LEDRING02A, LEDCDRIVER02EU
Certification/Electrical Class	Certified for NZ/AUS

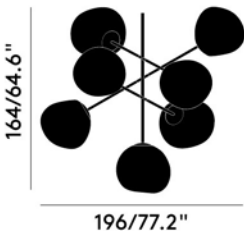


SILVER

Code	MEC02CH-CEUM4
Shade Code	7 X MES01CH
Shade Material	Polycarbonate
Shade Colour/Finish	Silver, Mirrored
Fitting Code	LEDC02CHEU (CHINA : LEDC02CHCCC)
Fitting Material	Steel
Fitting Colour/Finish	Silver, Polished
Service Offer	Collection

GOLD

Code	MEC02GO-CEUM4
Shade Code	7 X MES01G
Shade Material	Polycarbonate
Shade Colour/Finish	Gold, Mirrored
Fitting Code	LEDC02GOEU (CHINA : LEDC02GOCCC)
Fitting Material	Steel
Fitting Colour/Finish	Gold, Polished
Service Offer	Collection



MELT CHANDELIER LARGE LED



Melt is evocative of molten glass, the interior of a melting glacier or images of deep space. An imperfect, organic and naturalistic light that produces a mesmerizing hot-blown glass effect. Melt is created through a process of blow moulding and vacuum metallisation to achieve melted orbs with abundant and unusual luminosity. Melt Chandelier Large features seven orbs protruding from steel tubes.

Year of Design	2020
Product Weight	20.20kg
Finishing Process	Semi Metallised, Plated
Surface Mount Shape/Diameter	Dome, 25.4cm
Power Method	Mains
Cable Spec	H03VV-F 2 x 0,75 mm2
Cable Type/Length	Clear, 500cm
Light Source	7 x 6W LED
Max Wattage	51W
Lumens	3700
CRI	>90
Colour Temperature	3000K
Dimmability	Mains Dimmable, Leading & Trailing Edge
Voltage	220-240V
Environment	Indoor
Spares	LEDRING02A, LEDCDRIVER02EU
Certification/Electrical Class	Certified for NZ/AUS

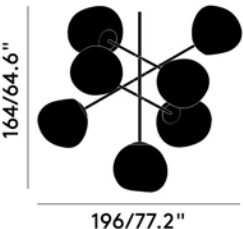


COPPER

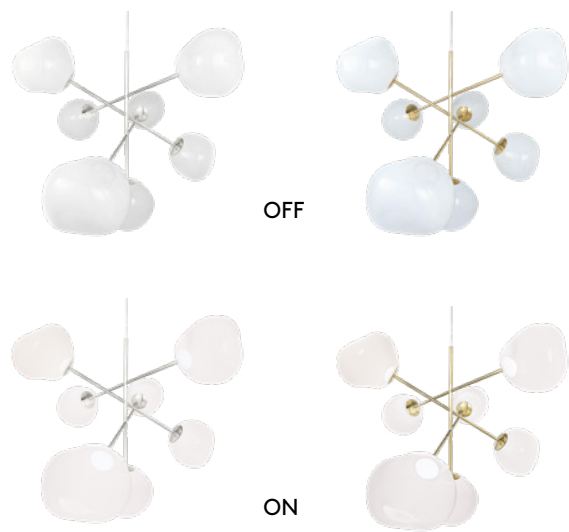
Code	MEC02CO-CEUM4
Shade Code	7 X MES01CO
Shade Material	Polycarbonate
Shade Colour/Finish	Copper, Mirrored
Fitting Code	LEDC02GOEU (CHINA : LEDC02GOCCC)
Fitting Material	Steel
Fitting Colour/Finish	Gold, Polished
Service Offer	Collection

SMOKE

Code	MEC02SM-CEUM4
Shade Code	7 X MES01SM
Shade Material	Polycarbonate
Shade Colour/Finish	Smoke, Mirrored
Fitting Code	LEDC02CHEU (CHINA : LEDC02CHCCC)
Fitting Material	Steel
Fitting Colour/Finish	Silver, Polished
Service Offer	Collection

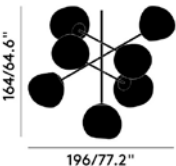


MELT LARGE CHANDELIER OPAL LED



Melt Large Chandelier is a configuration of seven organic and imperfect orbs which explode from a central hub to create a dynamic lighting sculpture of infinite reflections. By retaining Melt’s organic form, we have created an opal version, which boosts its luminosity. To complement our range of metallic shades, we’ve introduced Opal as an alternative finish for interiors that have a more monochromatic style. Semi translucent, it maintains an ethereal ghostliness in the daylight and at night forms perfectly illuminated orbs.

Year of Design	2020
Product Weight	20.2kg
Finishing Process	Tinted, Plated
Surface Mount Shade/Diameter	Dome, 25.4cm
Power Method	Mains
Cable Spec	H03VVH2-F 2 x 0,75 mm² FEP/PVC
Cable Type Length	Clear, 500cm
Light Source	7 x 6W LED
Max Wattage	51W
Lumens	3700
CRI	>90
Colour Temperature	3000K (Standard), 2700K Accessory Available
Dimmability	Mains Dimmable, Leading and Trailing Edge
Voltage	220-240V
Environment	Indoor
Spares	7 x LEDRING02A; 7 x LEDRING12A; 1 x LEDCDRIVER02EU
Certification/Electrical Class	Certified for NZ/AUS



OPAL WITH SILVER FITTING

Code	MEC02OP-CEUM4
Shade Code	7x MES01OP
Shade Material	Polycarbonate
Shade Colour/Finish	Opalescent, tinted
Fitting Code	LEDC01CHEU (China: LEDC01CHCCC)
Fitting Material	Steel
Fitting Colour/Finish	Silver, Polished
Service Offer	New

OPAL WITH GOLD FITTING

Code	MEC02OPG-CEUM4
Shade Code	7x MES01OP
Shade Material	Polycarbonate
Shade Colour/Finish	Opalescent, tinted
Fitting Code	LEDC01GOEU (China: LEDC01GOCCC)
Fitting Material	Steel
Fitting Colour/Finish	Gold, Polished
Service Offer	New

MELT BURST CHANDELIER LED



OFF

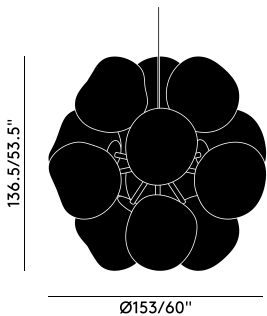


ON



Melt is evocative of molten glass, the interior of a melting glacier or images of deep space. An imperfect, organic and naturalistic light that produces a mesmerizing hot-blown glass effect. Melt is created through a process of blow moulding and vacuum metallisation to achieve melted orbs with abundant and unusual luminosity. Melt Burst Chandelier features twelve orbs protruding from steel tubes.

Year of Design	2019
Product Weight	28.00kg
Finishing Process	Semi Metallised, Powder Coated
Surface Mount Shape/Diameter	Dome, 25.4cm
Power Method	Mains
Cable Spec	H03VV-F 2 x 0,75 mm ²
Cable Type/Length	Black Fabric, 500cm
Light Source	12 x 6W LED
Max Wattage	85W
Lumens	7100
CRI	>90
Colour Temperature	3000K
Dimmability	Mains Dimmable, Leading & Trailing Edge
Voltage	220-240V
Environment	Indoor
Spares	LEDRING02A, LEDCDRIVER02EU
Certification/Electrical Class	Certified for NZ/AUS



SILVER

Code	MEC03SI-CEUM4
Shade Code	12 X MES01CH
Shade Material	Polycarbonate
Shade Colour/Finish	Silver, Mirrored
Fitting Code	LEDC03BKEU (CHINA: LEDC03BKCCC)
Fitting Material	Steel
Fitting Colour/Finish	Black, Gloss
Service Offer	Collection

GOLD

Code	MEC03GO-CEUM4
Shade Code	12 X MES01G
Shade Material	Polycarbonate
Shade Colour/Finish	Gold, Mirrored
Fitting Code	LEDC03BKEU (CHINA: LEDC03BKCCC)
Fitting Material	Steel
Fitting Colour/Finish	Black, Gloss
Service Offer	Collection

MELT BURST CHANDELIER LED



OFF

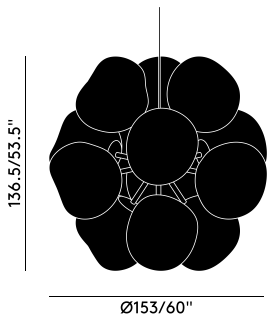


ON



Melt is evocative of molten glass, the interior of a melting glacier or images of deep space. An imperfect, organic and naturalistic light that produces a mesmerizing hot-blown glass effect. Melt is created through a process of blow moulding and vacuum metallisation to achieve melted orbs with abundant and unusual luminosity. Melt Burst Chandelier features twelve orbs protruding from steel tubes.

Year of Design	2019
Product Weight	28.00kg
Finishing Process	Semi Metallised, Powder Coated
Surface Mount Shape/Diameter	Dome, 25.4cm
Power Method	Mains
Cable Spec	H03VV-F 2 x 0,75 mm2
Cable Type/Length	Black Fabric, 500cm
Light Source	12 x 6W LED
Max Wattage	85W
Lumens	7100
CRI	>90
Colour Temperature	3000K
Dimmability	Mains Dimmable, Leading & Trailing Edge
Voltage	220-240V
Environment	Indoor
Spares	LEDRING02A, LEDCDRIVER02EU
Certification/Electrical Class	Certified for NZ/AUS



COPPER

Code	MEC03CO-CEUM4
Shade Code	12 X MES01CO
Shade Material	Polycarbonate
Shade Colour/Finish	Copper, Mirrored
Fitting Code	LEDC03BKEU (CHINA: LEDC03BKCCC)
Fitting Material	Steel
Fitting Colour/Finish	Black, Gloss
Service Offer	Collection

SMOKE

Code	MEC03SM-CEUM4
Shade Code	12 X MES01SM
Shade Material	Polycarbonate
Shade Colour/Finish	Smoke, Mirrored
Fitting Code	LEDC03BKEU (CHINA: LEDC03BKCCC)
Fitting Material	Steel
Fitting Colour/Finish	Black, Gloss
Service Offer	Collection

MELT BURST CHANDELIER OPAL LED



OFF



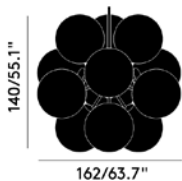
ON

Melt Burst is a beautifully distorted chandelier now available in a new tinted white opalescent finish. By retaining Melt’s organic form, we have created an opal version, which boosts its luminosity. To complement our range of metallic shades, we’ve introduced Opal as an alternative finish for interiors that have a more monochromatic style. Semi translucent, the 12 shades emit an ethereal ghostliness in the daylight and at night form perfectly illuminated orbs.

OPAL WITH SILVER FITTING

Code	MEC03OP-CEUM4
Shade Code	12x MES01OP
Shade Material	Polycarbonate
Shade Colour/Finish	Opalescent, tinted
Fitting Code	LEDC03BKEU (China: LEDC03BKCCC)
Fitting Material	Steel
Fitting Colour/Finish	Black, Gloss
Service Offer	New

Year of Design	2019
Product Weight	28kg
Finishing Process	Tinted, Powder Coated
Surface Mount Shade/Diameter	Dome, 25.4cm
Power Method	Mains
Cable Spec	H03VVH2-F 2 x 0,75 mm² PVC/PVC
Cable Type Length	Black Fabric, 500cm
Light Source	12 x 6W LED
Max Wattage	30W
Lumens	2300
CRI	>90
Colour Temperature	3000K (Standard), 2700K Accessory Available
Dimmability	Mains Dimmable, Leading and Trailing Edge
Voltage	220-240V
Environment	Indoor
Spares	12 x LEDRING02A; 12 x LEDRING12A 1 x LEDCDRIVER02EU
Certification/Electrical Class	Certified for NZ/AUS



MIRROR BALL PENDANT 25CM LED



Mirror Ball is an ultra-visible, highly reflective object made of a lightweight transparent plastic sphere, coated with a thin layer of aluminium. Inspired by the pioneers of space travel, Mirror Ball is created through hi-tech processes - similar to those used in sunglasses manufacture - of blow moulding and vacuum metallisation to achieve perfect spheres with an unusual luminosity.

Year of Design	2002
Product Weight	1.08kg
Finishing Process	Metallised, Plated
Surface Mount Shape/Diameter	Dome, 11.5cm
Power Method	Mains
Cable Spec	H03VV-F 2 x 0,75 mm2
Cable Type/Length	Clear, 250cm
Light Source	6W LED
Max Wattage	9W
Lumens	800
CRI	>90
Colour Temperature	3000K
Dimmability	Mains Dimmable, Leading & Trailing Edge
Voltage	220-240V
Environment	Indoor
Spares	LEDRING01Y, LEDDRIVER01EU
Certification/Electrical Class	Certified for NZ/AUS



SILVER	
Code	MBB25A-PEUM3
Shade Code	MBB25A
Shade Material	Polycarbonate
Shade Colour/Finish	Silver, Mirrored
Fitting Code	LEDP07CHEU
Fitting Material	Steel
Fitting Colour/Finish	Silver, Polished
Service Offer	Quick Ship

GOLD	
Code	MBB25G-PEUM3
Shade Code	MBB25G
Shade Material	Polycarbonate
Shade Colour/Finish	Gold, Mirrored
Fitting Code	LEDP07GOEU
Fitting Material	Steel
Fitting Colour/Finish	Gold, Polished
Service Offer	Quick Ship



MIRROR BALL PENDANT 40CM LED



Mirror Ball is an ultra-visible, highly reflective object made of a lightweight transparent plastic sphere, coated with a thin layer of aluminium. Inspired by the pioneers of space travel, Mirror Ball is created through hi-tech processes - similar to those used in sunglasses manufacture - of blow moulding and vacuum metallisation to achieve perfect spheres with an unusual luminosity.

Year of Design	2002
Product Weight	2.34kg
Finishing Process	Metallised, Plated
Surface Mount Shape/Diameter	Dome, 11.5cm
Power Method	Mains
Cable Spec	H03VV-F 2 x 0,75 mm ²
Cable Type/Length	Clear, 250cm
Light Source	6W LED
Max Wattage	9W
Lumens	800
CRI	>90
Colour Temperature	3000K
Dimmability	Mains Dimmable, Leading & Trailing Edge
Voltage	220-240V
Environment	Indoor
Spares	LEDRING01Y, LEDDRIVER01EU
Certification/Electrical Class	Certified for NZ/AUS



SILVER

Code	MBB40A-PEUM3
Shade Code	MBB40A
Shade Material	Polycarbonate
Shade Colour/Finish	Silver, Mirrored
Fitting Code	LEDP08CHEU
Fitting Material	Steel
Fitting Colour/Finish	Silver, Polished
Service Offer	Quick Ship

GOLD

Code	MBB40G-PEUM3
Shade Code	MBB40G
Shade Material	Polycarbonate
Shade Colour/Finish	Gold, Mirrored
Fitting Code	LEDP08GOEU
Fitting Material	Steel
Fitting Colour/Finish	Gold, Polished
Service Offer	Quick Ship



MIRROR BALL PENDANT 50CM LED



Mirror Ball is an ultra-visible, highly reflective object made of a lightweight transparent plastic sphere, coated with a thin layer of aluminium. Inspired by the pioneers of space travel, Mirror Ball is created through hi-tech processes - similar to those used in sunglasses manufacture - of blow moulding and vacuum metallisation to achieve perfect spheres with an unusual luminosity.

Year of Design	2002
Product Weight	2.64kg
Finishing Process	Metallised, Plated
Surface Mount Shape/Diameter	Dome, 11.5cm
Power Method	Mains
Cable Spec	H03VV-F 2 x 0,75 mm2
Cable Type/Length	Clear, 250cm
Light Source	6W LED
Max Wattage	9W
Lumens	800
CRI	>90
Colour Temperature	3000K
Dimmability	Mains Dimmable, Leading & Trailing Edge
Voltage	220-240V
Environment	Indoor
Spares	LEDRING01Y, LEDDRIVER01EU
Certification/Electrical Class	Certified for NZ/AUS




SILVER

Code	MBB50A-PEUM3
Shade Code	MBB50A
Shade Material	Polycarbonate
Shade Colour/Finish	Silver, Mirrored
Fitting Code	LEDP08CHEU
Fitting Material	Steel
Fitting Colour/Finish	Silver, Polished
Service Offer	Quick Ship

GOLD

Code	MBB50G-PEUM3
Shade Code	MBB50G
Shade Material	Polycarbonate
Shade Colour/Finish	Gold, Mirrored
Fitting Code	LEDP08GOEU
Fitting Material	Steel
Fitting Colour/Finish	Gold, Polished
Service Offer	Quick Ship



PRESS PENDANT MINI SPHERE LED



OFF



ON

Press is a series of lights made from the thickest and most transparent glass with a satisfyingly rounded linear surface detail. Aptly named Sphere, the shape is reminiscent of shipping buoys and children’s toys. The ribbed glass creates diffusion of the light source and projects linear and stripy patterns. Press Sphere Mini is a new pendant which is more compact in size, lighter in weight and designed to be clustered and hung in multiples.

CLEAR

Code	PRP14CLEU
Shade Material	Glass
Shade Colour/Finish	Clear, Gloss
Fitting Material	Glass
Fitting Colour/Finish	Clear, Glass
Service Offer	New

Year of Design	2022
Product Weight	2.45kg
Finishing Process	Pressed
Surface Mount Shape/Diameter	Dome, 14.5cm
Power Method	Mains
Cable Spec	UL E207696 2x18AWG, 300 V, 200°C VW-1
Cable Type/Length	Clear, 250cm
Light Source	6W LED
Max Wattage	7.5W
Lumens	680
CRI	>90
Colour Temperature	2700K (Standard) 3000K accessory available
Dimmability	Mains Dimmable, Leading & Trailing Edge
Voltage	220-240V
Environment	Indoor
Spares	LEDRING11T; LEDDRIVER01EU
Certification/Electrical Class	Certified for NZ/AUS



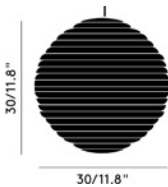
PRESS PENDANT SPHERE LED



Press is a series of lights made from the thickest and most transparent glass with a satisfyingly rounded linear surface detail. Aptly named Sphere, the shape is reminiscent of shipping buoys and children’s toys. The ribbed glass creates diffusion of the light source and projects linear and stripy patterns. Bold in silhouette and simple in function, Press is manufactured by dropping massive globs of molten glass at 1,200 degrees centigrade, pressed in iron moulds under tons of pressure to create immensely durable lights.

CLEAR	
Code	PRP11CLEU
Shade Material	Glass
Shade Colour/Finish	Clear, Gloss
Fitting Material	Glass
Fitting Colour/Finish	Clear, Glass
Service Offer	New

Year of Design	2020
Product Weight	8.35kg
Finishing Process	Pressed
Surface Mount Shape/Diameter	Dome, 14.5cm
Power Method	Mains
Cable Spec	UL E207696 2x18AWG, 300 V, 200°C VW-1
Cable Type/Length	Clear, 250cm
Light Source	6W LED
Max Wattage	7.5W
Lumens	680
CRI	>90
Colour Temperature	2700K (Standard) 3000K accessory available
Dimmability	Mains Dimmable, Leading & Trailing Edge
Voltage	220-240V
Environment	Indoor
Spares	LEDRING11T; LEDDRIVER01EU
Certification/Electrical Class	Certified for NZ/AUS



PRESS PENDANT CONE LED



OFF



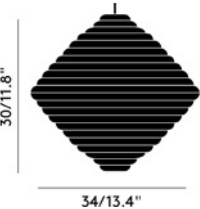
ON

Press is a series of lights made from the thickest and most transparent glass with a satisfyingly rounded linear surface detail. Aptly named Sphere, the shape is reminiscent of shipping buoys and children’s toys. The ribbed glass creates diffusion of the light source and projects linear and stripy patterns. Bold in silhouette and simple in function, Press is manufactured by dropping massive globs of molten glass at 1,200 degrees centigrade, pressed in iron moulds under tons of pressure to create immensely durable lights.

CLEAR

Code	PRP12CLEU
Shade Material	Glass
Shade Colour/Finish	Clear, Gloss
Fitting Material	Glass
Fitting Colour/Finish	Clear, Glass
Service Offer	New

Year of Design	2020
Product Weight	6.9kg
Finishing Process	Pressed
Surface Mount Shape/Diameter	Dome, 14.5cm
Power Method	Mains
Cable Spec	UL E207696 2x18AWG, 300 V, 200°C VW-1
Cable Type/Length	Clear, 250cm
Light Source	6W LED
Max Wattage	7.5W
Lumens	680
CRI	>90
Colour Temperature	2700K (Standard) 3000K accessory available
Dimmability	Mains Dimmable, Leading & Trailing Edge
Voltage	220-240V
Environment	Indoor
Spares	LEDRING11T; LEDDRIVER01EU
Certification/Electrical Class	Certified for NZ/AUS



PUFF PENDANT



Inspired by inflatable geometry, Puff is an intricate polyhedral object made of flat diamond-shaped metal panels, expanded and ballooned as though they have been inflated thanks to their cunning incised pattern. The etched and perforated panels of Puff create small but highly reflective facets that disperse myriad internal reflections, making the inside akin to a shimmering inverted disco ball.

Year of Design	2021
Product Weight	1.80kg
Finishing Process	Digital Photo-Acid Etched, Polished, Lacquered
Surface Mount Shape/Diameter	Cone, 12.5cm
Power Method	Mains
Cable Spec	H03VV-F 2 x 0,75 mm2
Cable Type/Length	Black Fabric, 250cm
Light Source	E27, Light Source Not Included
Max Wattage	15W
Dimmability	Mains Dimmable
Voltage	220-240V
Environment	Indoor
Certification/Electrical Class	Certified for NZ/AUS



STAINLESS STEEL

Code	PUP01SS-PEUM1
Shade Code	PUP01SS
Shade Material	Stainless Steel
Shade Colour/Finish	Stainless Steel, Polished
Fitting Code	SPA04BKEU
Fitting Material	Steel
Fitting Colour/Finish	Black, Matte
Service Offer	New

BRASS

Code	PUP01BR-PEUM1
Shade Code	PUP01BR
Shade Material	Brass
Shade Colour/Finish	Brass, Polished
Fitting Code	SPA04EU
Fitting Material	Steel
Fitting Colour/Finish	Brass, Brushed
Service Offer	New



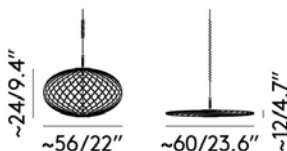
SPRING PENDANT SMALL LED



Spring features pliant ribbons of stainless steel, arranged like a whisk around a custom-made dimmable Tom Dixon LED module. Like a spring, the semi-transparent shape can be adjusted to a variety of silhouettes - from a flat spirograph, to a flying saucer, and on to a fuller pumpkin shape. The nature of the spiral design allows the voluminous shades to be easily flat packed for transportation.

BRASS	
Code	SPP04BEU
Shade Material	Stainless Steel
Shade Colour/Finish	Brass, Brushed
Fitting Material	Steel
Fitting Colour/Finish	Black, Matte
Service Offer	Quick Ship

Year of Design	2018
Product Weight	1.49kg
Finishing Process	PVD, Anodised
Surface Mount Shape/Diameter	Dome, 13cm
Power Method	Mains
Cable Spec	H03VV-F 2 x 0,75 mm2
Cable Type/Length	Black Fabric, 250cm
Light Source	6W LED
Max Wattage	9W
Lumens	800
CRI	>90
Colour Temperature	3000K
Dimmability	Mains Dimmable, Leading & Trailing Edge
Voltage	220-240V
Environment	Indoor
Spares	LEDRING01T, LEDDRIVER01EU
Certification/Electrical Class	Certified for NZ/AUS



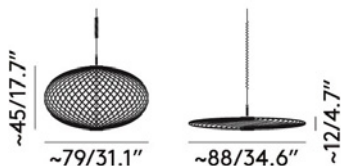
SPRING PENDANT MEDIUM LED



Spring features pliant ribbons of stainless steel, arranged like a whisk around a custom-made dimmable Tom Dixon LED module. Like a spring, the semi-transparent shape can be adjusted to a variety of silhouettes - from a flat spirograph, to a flying saucer, and on to a fuller pumpkin shape. The nature of the spiral design allows the voluminous shades to be easily flat packed for transportation.

BRASS	
Code	SPP05BEU
Shade Material	Stainless Steel
Shade Colour/Finish	Brass, Brushed
Fitting Material	Steel
Fitting Colour/Finish	Black, Matte
Service Offer	Quick Ship

Year of Design	2018
Product Weight	2.48kg
Finishing Process	PVD, Anodised
Surface Mount Shape/Diameter	Dome, 16cm
Power Method	Mains
Cable Spec	H03VV-F 2 x 0,75 mm2
Cable Type/Length	Black Fabric, 250cm
Light Source	6W LED
Max Wattage	9W
Lumens	800
CRI	>90
Colour Temperature	3000K
Dimmability	Mains Dimmable, Leading & Trailing Edge
Voltage	220-240V
Environment	Indoor
Spares	LEDRING01T, LEDDRIVER01EU
Certification/Electrical Class	Certified for NZ/AUS



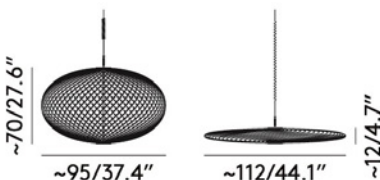
SPRING PENDANT LARGE LED



Spring features pliant ribbons of stainless steel, arranged like a whisk around a custom-made dimmable Tom Dixon LED module. Like a spring, the semi-transparent shape can be adjusted to a variety of silhouettes - from a flat spirograph, to a flying saucer, and on to a fuller pumpkin shape. The nature of the spiral design allows the voluminous shades to be easily flat packed for transportation.

BRASS	
Code	SPP06BEU
Shade Material	Stainless Steel
Shade Colour/Finish	Brass, Brushed
Fitting Material	Steel
Fitting Colour/Finish	Black, Matte
Service Offer	Quick Ship

Year of Design	2018
Product Weight	3.85kg
Finishing Process	PVD, Anodised
Surface Mount Shape/Diameter	Dome, 19cm
Power Method	Mains
Cable Spec	H03VV-F 2 x 0,75 mm2
Cable Type/Length	Black Fabric, 250cm
Light Source	6W LED
Max Wattage	9W
Lumens	800
CRI	>90
Colour Temperature	3000K
Dimmability	Mains Dimmable, Leading & Trailing Edge
Voltage	220-240V
Environment	Indoor
Spares	LEDRING01T, LEDDRIVER01EU
Certification/Electrical Class	Certified for NZ/AUS



STONE PENDANT LED



Stone is inspired by the materiality of the same marble used to build the Taj Mahal. The hard, semi-precious stone bears a unique fingerprint - tactile, heavy and long-lasting. Stone lighting features a solid outer marble ring that appears to be floating around the light source to give out a soft halo effect.

WHITE	
Code	STP03WEU
Shade Material	Marble, Steel
Shade Colour/Finish	White, Gold, Polished
Fitting Material	Steel
Fitting Colour/Finish	Gold, Polished
Service Offer	Collection

Year of Design	2020
Product Weight	1.98kg
Finishing Process	Polished, Plated
Surface Mount Shape/Diameter	Dome, 11.5cm
Power Method	Mains
Cable Spec	H03VV-F 2 x 0,75 mm2
Cable Type/Length	Black Fabric, 250cm
Light Source	6W LED
Max Wattage	9W
Lumens	360
CRI	>90
Colour Temperature	3000K
Dimmability	Mains Dimmable, Leading & Trailing Edge
Voltage	220-240V
Environment	Indoor
Spares	LEDRING01Y, LEDDRIVER01EU
Certification/Electrical Class	Certified for NZ/AUS



VOID PENDANT MINI LED



Inspired by vacuum flasks, Void is made from pure metals pressed, spun and brazed into a complex double-walled shade. Void is the result of a challenge to create a luminous pendant that mysteriously conceals its light source. A small but powerful upgraded LED module deep inside the lamp creates a soft but directional light beam, while the exterior is polished to a highly reflective finish.

Year of Design	2010
Product Weight	1.13kg
Finishing Process	Spun, Polished, Lacquered
Surface Mount Shape/Diameter	Cone, 12.4cm
Power Method	Mains
Cable Spec	H03VV-F 2 x 0,75 mm ²
Cable Type/Length	Black Fabric, 250cm
Light Source	6W LED
Max Wattage	9W
Lumens	800
CRI	>90
Colour Temperature	3000K
Dimmability	Mains Dimmable, Leading & Trailing Edge
Voltage	220-240V
Environment	Indoor
Certification/Electrical Class	Certified for NZ/AUS



STAINLESS STEEL

Code	VOS02S-PEUM3
Shade Code	VOS02S
Shade Material	Stainless Steel
Shade Colour/Finish	Steel, Polished
Fitting Code	LEDP05BKEU
Fitting Material	Steel
Fitting Colour/Finish	Black, Matte
Service Offer	Collection

BRASS

Code	VOS02B-PEUM3
Shade Code	VOS02B
Shade Material	Brass
Shade Colour/Finish	Brass, Polished
Fitting Code	LEDP05BKEU
Fitting Material	Steel
Fitting Colour/Finish	Black, Matte
Service Offer	Collection

COPPER

Code	VOS02C-PEUM3
Shade Code	VOS02C
Shade Material	Copper
Shade Colour/Finish	Copper, Polished
Fitting Code	LEDP05BKEU
Fitting Material	Steel
Fitting Colour/Finish	Black, Matte
Service Offer	Collection



VOID PENDANT LED



Inspired by vacuum flasks, Void is made from pure metals pressed, spun and brazed into a complex double-walled shade. Void is the result of a challenge to create a luminous pendant that mysteriously conceals its light source. A small but powerful upgraded LED module deep inside the lamp creates a soft but directional light beam, while the exterior is polished to a highly reflective finish.

Year of Design	2009
Product Weight	2.33kg
Finishing Process	Spun, Polished, Lacquered
Surface Mount Shape/Diameter	Cone, 12.4cm
Power Method	Mains
Cable Spec	H03VV-F 2 x 0,75 mm ²
Cable Type/Length	Black Fabric, 250cm
Light Source	6W LED
Max Wattage	9W
Lumens	800
CRI	>90
Colour Temperature	3000K
Dimmability	Mains Dimmable, Leading & Trailing Edge
Voltage	220-240V
Environment	Indoor
Certification/Electrical Class	Certified for NZ/AUS



STAINLESS STEEL

Code	VOS01S-PEUM3
Shade Code	VOS01S
Shade Material	Stainless Steel
Shade Colour/Finish	Steel, Polished
Fitting Code	LEDP05BKEU
Fitting Material	Steel
Fitting Colour/Finish	Black, Matte
Service Offer	Collection

BRASS

Code	VOS01B-PEUM3
Shade Code	VOS01B
Shade Material	Brass
Shade Colour/Finish	Brass, Polished
Fitting Code	LEDP05BKEU
Fitting Material	Steel
Fitting Colour/Finish	Black, Matte
Service Offer	Collection

COPPER

Code	VOS01C-PEUM3
Shade Code	VOS01C
Shade Material	Copper
Shade Colour/Finish	Copper, Polished
Fitting Code	LEDP05BKEU
Fitting Material	Steel
Fitting Colour/Finish	Black, Matte
Service Offer	Collection





SURFACE & WALL

BEAT WALL

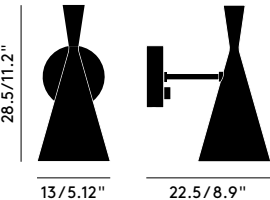


Bearing the mark of its maker, Beat is a celebration of the handmade. Inspired by the sculptural simplicity of traditional Indian water vessels, Beat is a family of hand-spun, welded and beaten lights with shades that retain hammer marks from their forming. Crafted by artisan in Northern India, the creation of Beat is part of an ancient process that takes four days to complete.

BLACK

Code	BLW01EU
Shade Material	Brass
Shade Colour/Finish	Black, Brass, Matte
Fitting Material	Steel
Fitting Colour/Finish	Black, Matte
Service Offer	Quick Ship

Year of Design	2013
Product Weight	1.50kg
Finishing Process	Hand Beaten, Painted, Lacquered
Surface Mount Shape/Diameter	Cylinder, 11.5cm
Power Method	Mains
Light Source	E14 42W Max
Dimmability	Inline Dimmable
Voltage	220-240V
Environment	Indoor
Certification/Electrical Class	



GLOBE SURFACE LED



In our perpetual quest for the purest forms, Globe stands out as the most minimal of the lot. The spherical orb shade, highly mirrored and perfectly reflective, reveals a multiplicity of internal reflections from the integral LED when switched on. The archetypical silhouette allows for use in any space.

Year of Design	2019
Product Weight	0.97kg
Finishing Process	Semi-Metallised, Powder Coated
Surface Mount Shape/Diameter	Cylinder, 12.1cm
Power Method	Mains
Light Source	6W LED
Max Wattage	9W
Lumens	800
CRI	>80
Colour Temperature	3000K
Dimmability	Mains Dimmable, Leading & Trailing Edge
Voltage	220-240V
Environment	Indoor
Spares	LEDRING01Y, LEDDRIVER01EU
Certification/Electrical Class	Certified for NZ/AUS



SILVER

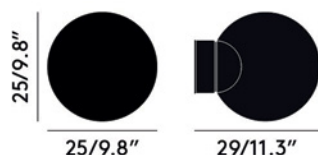
Code	GLS01CH-WEUM1
Shade Code	GLS01CH
Shade Material	Polycarbonate
Shade Colour/Finish	Silver, Mirrored
Fitting Code	LEDS01BKEU
Fitting Material	Steel
Fitting Colour/Finish	Black, Gloss
Service Offer	Quick Ship

COPPER

Code	GLS01CO-WEUM1
Shade Code	GLS01CO
Shade Material	Polycarbonate
Shade Colour/Finish	Copper, Mirrored
Fitting Code	LEDS01BKEU
Fitting Material	Steel
Fitting Colour/Finish	Black, Gloss
Service Offer	Quick Ship

OPAL

Code	OPS0101-WEUM1
Shade Code	OPS0101
Shade Material	Polycarbonate
Shade Colour/Finish	Opalescent, Tinted
Fitting Code	LEDS01BKEU
Fitting Material	Steel
Fitting Colour/Finish	Black, Gloss
Service Offer	Quick Ship



MELT SURFACE MINI LED



Melt is evocative of molten glass, the interior of a melting glacier or images of deep space. An imperfect, organic and naturalistic light that produces a mesmerizing hot-blown glass effect. Melt is created through a process of blow moulding and vacuum metallisation to achieve melted orbs with abundant and unusual luminosity that reflects and enhances its environment.

Year of Design	2018
Product Weight	0.82kg
Finishing Process	Semi-Metallised, Plated
Surface Mount Shape/Diameter	Cylinder, 12.1cm
Power Method	Mains
Light Source	6W LED
Max Wattage	9W
Lumens	800
CRI	>90
Colour Temperature	3000K
Dimmability	Mains Dimmable, Leading & Trailing Edge
Voltage	220-240V
Environment	Indoor
Spares	LEDRING01Y, LEDDRIVER01EU
Certification/Electrical Class	Certified for NZ/AUS

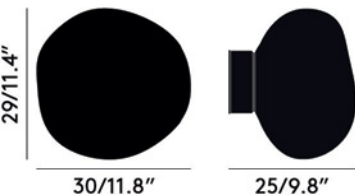


SILVER

Code	MESS04CH-WEUM2
Shade Code	MES04CH
Shade Material	Polycarbonate
Shade Colour/Finish	Silver, Mirrored
Fitting Code	LEDS04CHEU
Fitting Material	Steel
Fitting Colour/Finish	Silver, Polished
Service Offer	Quick Ship

GOLD

Code	MESS04GO-WEUM2
Shade Code	MES04GO
Shade Material	Polycarbonate
Shade Colour/Finish	Gold, Mirrored
Fitting Code	LEDS04GOEU
Fitting Material	Steel
Fitting Colour/Finish	Gold, Polished
Service Offer	Quick Ship



MELT SURFACE MINI LED



Melt is evocative of molten glass, the interior of a melting glacier or images of deep space. An imperfect, organic and naturalistic light that produces a mesmerizing hot-blown glass effect. Melt is created through a process of blow moulding and vacuum metallisation to achieve melted orbs with abundant and unusual luminosity that reflects and enhances its environment.

Year of Design	2018
Product Weight	0.82kg
Finishing Process	Semi-Metallised, Plated
Surface Mount Shape/Diameter	Cylinder, 12.1cm
Power Method	Mains
Light Source	6W LED
Max Wattage	9W
Lumens	800
CRI	>90
Colour Temperature	3000K
Dimmability	Mains Dimmable, Leading & Trailing Edge
Voltage	220-240V
Environment	Indoor
Spares	LEDRING01Y, LEDDRIVER01EU
Certification/Electrical Class	Certified for NZ/AUS

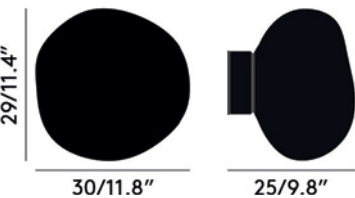


COPPER


Code	MESS04CO-WEUM2
Shade Code	MES04CO
Shade Material	Polycarbonate
Shade Colour/Finish	Copper, Mirrored
Fitting Code	LEDS04COEU
Fitting Material	Steel
Fitting Colour/Finish	Copper, Polished
Service Offer	Quick Ship

SMOKE

Code	MESS04SM-WEUM2
Shade Code	MES04SM
Shade Material	Polycarbonate
Shade Colour/Finish	Smoke, Mirrored
Fitting Code	LEDS04CHEU
Fitting Material	Steel
Fitting Colour/Finish	Silver, Polished
Service Offer	Quick Ship



MELT SURFACE MINI OPAL LED



Melt is a beautifully distorted surface light now available in a new tinted white opalescent finish. By retaining Melt's organic form, we have created an opal version, which boosts its luminosity. To complement our range of metallic shades, we've introduced Opal as an alternative finish for interiors that have a more monochromatic style. Semi translucent, it maintains an ethereal ghostliness in the daylight and at night forms a perfectly illuminated orb.

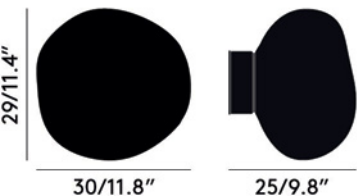
OPAL WITH SILVER FITTING

Code	MES04OP-WEUM2
Shade Code	MES04OP
Shade Material	Polycarbonate
Shade Colour/Finish	Opalescent, tinted
Fitting Code	LEDS04CHEU
Fitting Material	Steel
Fitting Colour/Finish	Silver, Polished
Service Offer	New

OPAL WITH GOLD FITTING

Code	MES04OPG-WEUM2
Shade Code	MES04OP
Shade Material	Polycarbonate
Shade Colour/Finish	Opalescent, tinted
Fitting Code	LEDS04GOEU
Fitting Material	Steel
Fitting Colour/Finish	Gold, Polished
Service Offer	New

Year of Design	2018
Product Weight	0.98kg
Finishing Process	Tinted, Plated
Surface Mount Shape/Diameter	Cylinder, 12.1cm
Power Method	Mains
Light Source	6W LED
Max Wattage	9W
Lumens	800
CRI	>90
Colour Temperature	3000K (Standard) 2700K accessory available
Dimmability	Mains Dimmable, Leading & Trailing Edge
Voltage	220-240V
Environment	Indoor
Spares	LEDRING01Y, LEDDRIVER01EU
Certification/Electrical Class	Certified for NZ/AUS



MELT SURFACE LED



Melt is evocative of molten glass, the interior of a melting glacier or images of deep space. An imperfect, organic and naturalistic light that produces a mesmerizing hot-blown glass effect. Melt is created through a process of blow moulding and vacuum metallisation to achieve melted orbs with abundant and unusual luminosity that reflects and enhances its environment.

Year of Design	2016
Product Weight	1.78kg
Finishing Process	Semi-Metallised, Plated
Surface Mount Shape/Diameter	Cylinder, 19.7cm
Power Method	Mains
Light Source	6W LED
Max Wattage	9W
Lumens	800
CRI	>90
Colour Temperature	3000K
Dimmability	Mains Dimmable, Leading & Trailing Edge
Voltage	220-240V
Environment	Indoor
Spares	LEDRING01Y, LEDDRIVER01EU
Certification/Electrical Class	Certified for NZ/AUS

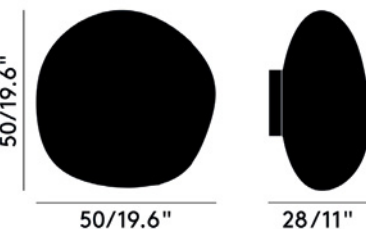


SILVER

Code	MESS03CH-WEUM2
Shade Code	MES03CH
Shade Material	Polycarbonate
Shade Colour/Finish	Silver, Mirrored
Fitting Code	LEDS05CHEU
Fitting Material	Steel
Fitting Colour/Finish	Silver, Polished
Service Offer	Quick Ship

GOLD

Code	MESS03GO-WEUM2
Shade Code	MES03GO
Shade Material	Polycarbonate
Shade Colour/Finish	Gold, Mirrored
Fitting Code	LEDS05GOEU
Fitting Material	Steel
Fitting Colour/Finish	Gold, Polished
Service Offer	Quick Ship



MELT SURFACE LED



Melt is evocative of molten glass, the interior of a melting glacier or images of deep space. An imperfect, organic and naturalistic light that produces a mesmerizing hot-blown glass effect. Melt is created through a process of blow moulding and vacuum metallisation to achieve melted orbs with abundant and unusual luminosity that reflects and enhances its environment.

Year of Design	2016
Product Weight	1.78kg
Finishing Process	Semi-Metallised, Plated
Surface Mount Shape/Diameter	Cylinder, 19.7cm
Power Method	Mains
Light Source	6W LED
Max Wattage	9W
Lumens	800
CRI	>90
Colour Temperature	3000K
Dimmability	Mains Dimmable, Leading & Trailing Edge
Voltage	220-240V
Environment	Indoor
Spares	LEDRING01Y, LEDDRIVER01EU
Certification/Electrical Class	Certified for NZ/AUS

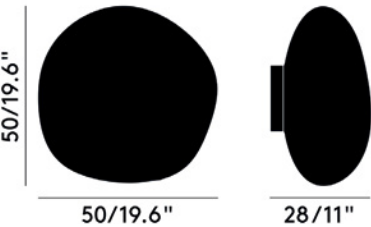


COPPER

Code	MESS03CO-WEUM2
Shade Code	MES03CO
Shade Material	Polycarbonate
Shade Colour/Finish	Copper, Mirrored
Fitting Code	LEDS05COEU
Fitting Material	Steel
Fitting Colour/Finish	Copper, Polished
Service Offer	Quick Ship

SMOKE

Code	MESS03SM-WEUM2
Shade Code	MES03SM
Shade Material	Polycarbonate
Shade Colour/Finish	Smoke, Mirrored
Fitting Code	LEDS05CHEU
Fitting Material	Steel
Fitting Colour/Finish	Silver, Polished
Service Offer	Quick Ship

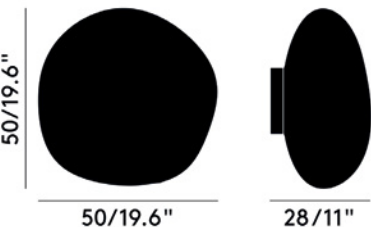


MELT SURFACE OPAL LED



Melt is a beautifully distorted surface light now available in a new tinted white opalescent finish. By retaining Melt's organic form, we have created an opal version, which boosts its luminosity. To complement our range of metallic shades, we've introduced Opal as an alternative finish for interiors that have a more monochromatic style. Semi translucent, it maintains an ethereal ghostliness in the daylight and at night forms a perfectly illuminated orb.

Year of Design	2016
Product Weight	2.01kg
Finishing Process	Tinted, Plated
Surface Mount Shape/Diameter	Cylinder, 19.7cm
Power Method	Mains
Light Source	6W LED
Max Wattage	9W
Lumens	800
CRI	>90
Colour Temperature	3000K (Standard) 2700K accessory available
Dimmability	Mains Dimmable, Leading & Trailing Edge
Voltage	220-240V
Environment	Indoor
Spares	LEDRING01Y, LEDDRIVER01EU
Certification/Electrical Class	Certified for NZ/AUS




OPAL WITH SILVER FITTING

Code	MES03OP-WEUM2
Shade Code	MES03OP
Shade Material	Polycarbonate
Shade Colour/Finish	Opalescent, tinted
Fitting Code	LEDS05CHEU
Fitting Material	Steel
Fitting Colour/Finish	Silver, Polished
Service Offer	New

OPAL WITH GOLD FITTING

Code	MES03OPG-WEUM2
Shade Code	MES03OP
Shade Material	Polycarbonate
Shade Colour/Finish	Opalescent, tinted
Fitting Code	LEDS05GOEU
Fitting Material	Steel
Fitting Colour/Finish	Gold, Polished
Service Offer	New

PRESS SURFACE MINI LED



Press is a series of lights made from the thickest and most transparent glass with a satisfyingly rounded linear surface detail. The ribbed glass creates diffusion of the light source and projects linear and stripy patterns. Press Mini is a new surface light which is more compact in size, lighter in weight and designed to be clustered in multiples and paired with the larger surface light. The metal dome cap can be interchanged depending on the customer's colour preference - silver, gold and black caps are sold with the surface lights.


CLEAR

Code	PRS11CLEU
Shade Material	Glass
Shade Colour/Finish	Clear, Gloss
Fitting Material	Glass
Fitting Colour/Finish	Silver, Glass
Service Offer	New

Year of Design	2022
Product Weight	2.8kg
Finishing Process	Pressed
Surface Mount Shape/Diameter	Cylinder, 12cm
Power Method	Mains
Light Source	6W LED
Max Wattage	7.5W
Lumens	500
CRI	>90
Colour Temperature	2700K (Standard) 3000K accessory available
Dimmability	Mains Dimmable, Leading & Trailing Edge
Voltage	220-240V
Environment	Indoor, Outdoor, IP55
Spares	LEDRING11T, LEDDRIVER01EU
Certification/Electrical Class	Certified for NZ/AUS



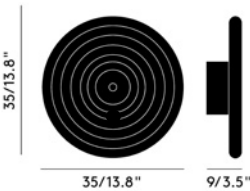
PRESS SURFACE LARGE LED



Press is a series of lights made from the thickest and most transparent glass with a satisfyingly rounded linear surface detail. The ribbed glass creates diffusion of the light source and projects linear and stripy patterns. Press Mini is a new surface light which is more compact in size, lighter in weight and designed to be clustered in multiples and paired with the larger surface light. The metal dome cap can be interchanged depending on the customer's colour preference - silver, gold and black caps are sold with the surface lights.

CLEAR	
Code	PRS12CLEU
Shade Material	Glass
Shade Colour/Finish	Clear, Gloss
Fitting Material	Glass
Fitting Colour/Finish	Silver, Glass
Service Offer	New

Year of Design	2020
Year of Re-Design	2022
Product Weight	4.6kg
Finishing Process	Pressed
Surface Mount Shape/Diameter	Cylinder, 12cm
Power Method	Mains
Light Source	6W LED
Max Wattage	7.5W
Lumens	500
CRI	>90
Colour Temperature	2700K (Standard) 3000K accessory available
Dimmability	Mains Dimmable, Leading & Trailing Edge
Voltage	220-240V
Environment	Indoor, Outdoor, IP55
Spares	LEDRING11T, LEDDRIVER01EU
Certification/Electrical Class	Certified for NZ/AUS



SPRING SURFACE LED



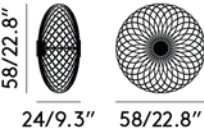
Spring features pliant ribbons of stainless steel, arranged like a whisk around a custom-made dimmable Tom Dixon LED module. Like a spring, the semi-transparent shape can be adjusted to a variety of silhouettes - from a flat spirograph, to a flying saucer, and on to a fuller pumpkin shape.

Year of Design	2019
Product Weight	1.30kg
Finishing Process	PVD, Anodised
Surface Mount Shape/Diameter	Cylinder, 10.6cm
Power Method	Mains
Light Source	6W LED
Max Wattage	9W
Lumens	800
CRI	>90
Colour Temperature	3000K
Dimmability	Mains Dimmable, Leading & Trailing Edge
Voltage	220-240V
Environment	Indoor
Spares	LEDRING01T, LEDDRIVER01EU
Certification/Electrical Class	Certified for NZ/AUS



GOLD

Code	SPS01BEU
Shade Material	Stainless Steel
Shade Colour/Finish	Brass, Brushed
Fitting Material	Aluminium
Fitting Colour/Finish	Brass, Matte
Service Offer	Collection



STONE WALL LED



OFF



ON

Stone is inspired by the materiality of the same marble used to build the Taj Mahal. The hard, semi-precious stone bears a unique fingerprint - tactile, heavy and long-lasting. Stone lighting features a solid outer marble ring that appears to be floating around the light source to give out a soft halo effect.

Year of Design	2020
Product Weight	1.93kg
Finishing Process	Polished, Plated
Surface Mount Shape/Diameter	Cylinder, 10cm
Power Method	Mains
Light Source	6W LED
Max Wattage	9W
Lumens	360
CRI	>90
Colour Temperature	3000K
Dimmability	Mains Dimmable, Leading & Trailing Edge
Voltage	220-240V
Environment	Indoor
Spares	LEDRING01Y, LEDDRIVER01EU
Certification/Electrical Class	Certified for NZ/AUS

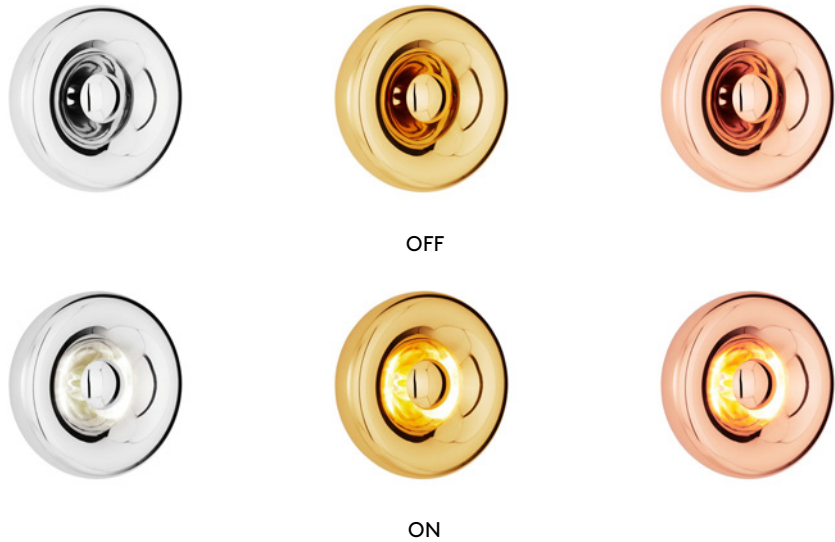


WHITE

Code	STW03EU
Shade Material	Marble, Glass, Steel
Shade Colour/Finish	White, Gold, Clear, Polished
Fitting Material	Marble
Fitting Colour/Finish	White, Matte
Service Offer	Collection



VOID SURFACE LED



Inspired by vacuum flasks, Void is made from pure metals pressed, spun and brazed into a complex double-walled shade. Void is the result of a challenge to create a luminous pendant that mysteriously conceals its light source. A small but powerful upgraded LED module deep inside the lamp creates a soft but directional light beam, while the exterior is polished to a highly reflective finish.

Year of Design	2020
Product Weight	2.37kg
Finishing Process	Spun, Lacquered, Plated, Powder Coated
Surface Mount Shape/Diameter	Cylinder, 13.2cm
Power Method	Mains
Light Source	6W LED
Max Wattage	9W
Lumens	800
CRI	>90
Colour Temperature	3000K
Dimmability	Mains Dimmable, Leading & Trailing Edge
Voltage	220-240V
Environment	Indoor
Spares	LEDRING01Y, LEDDRIVER01EU
Certification/Electrical Class	Certified for NZ/AUS



STAINLESS STEEL

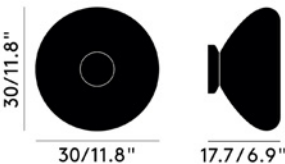
Code	VOS01S-SMEU2
Shade Code	VOS01S
Shade Material	Stainless Steel
Shade Colour/Finish	Steel, Polished
Fitting Code	LEDS03SEU
Fitting Material	Steel
Fitting Colour/Finish	Silver, Gloss
Service Offer	Collection

BRASS

Code	VOS01B-SMEU2
Shade Code	VOS01B
Shade Material	Brass
Shade Colour/Finish	Brass, Polished
Fitting Code	LEDS03BEU
Fitting Material	Steel
Fitting Colour/Finish	Brass, Gloss
Service Offer	Collection

COPPER

Code	VOS01C-SMEU2
Shade Code	VOS01C
Shade Material	Copper
Shade Colour/Finish	Copper, Polished
Fitting Code	LEDS03CEU
Fitting Material	Steel
Fitting Colour/Finish	Copper, Gloss
Service Offer	Collection





FLOOR & TABLE

BEAT TABLE



Bearing the mark of its maker, Beat is a celebration of the handmade. Inspired by the sculptural simplicity of traditional Indian water vessels, Beat is a family of hand-spun, welded and beaten lights with shades that retain hammer marks from their forming. Crafted by artisans in Northern India, the creation of Beat is part of an ancient process that takes four days to complete.

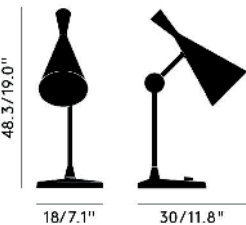
BLACK

Code	BLT01EU
Shade Material	Brass
Shade Colour/Finish	Black, Matte
Base Material	Cast Iron
Base Colour/Finish	Black, Matte
Service Offer	Quick Ship

Year of Design	2013
Product Weight	3.80kg
Finishing Process	Hand Beaten, Painted, Lacquered
Power Method	Mains
Cable Spec	H03VVH2-F 2 x 0,75 mm2
Cable Type/Length	Black Fabric, 200cm
Light Source	E14 42W (max), Light Source Not Included
Dimmability	Inline Dimmable
Voltage	220-240V
Environment	Indoor
Certification/Electrical Class	

BRASS

Code	BLT01BEU
Shade Material	Brass
Shade Colour/Finish	Brass, Brushed
Base Material	Cast Iron
Base Colour/Finish	Black, Matte
Service Offer	Quick Ship



BEAT FLOOR



Bearing the mark of its maker, Beat is a celebration of the handmade. Inspired by the sculptural simplicity of traditional Indian water vessels, Beat is a family of hand-spun, welded and beaten lights with shades that retain hammer marks from their forming. Crafted by artisans in Northern India, the creation of Beat is part of an ancient process that takes four days to complete.

Year of Design	2013
Product Weight	12.30kg
Finishing Process	Hand Beaten, Painted, Lacquered
Power Method	Mains
Cable Spec	H03VVH2-F 2 x 0,75 mm2
Cable Type/Length	Black Fabric, 200cm
Light Source	E14 42W (max), Light Source Not Included
Dimmability	Non-Dimmable
Voltage	220-240V
Environment	Indoor
Certification/Electrical Class	

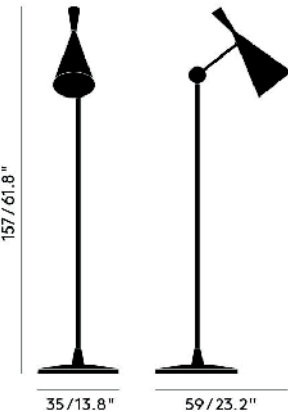


BLACK

Code	BLF01EU
Shade Material	Brass
Shade Colour/Finish	Black, Matte
Base Material	Cast Iron
Base Colour/Finish	Black, Matte
Service Offer	Quick Ship

BRASS

Code	BLF01BEU
Shade Material	Brass
Shade Colour/Finish	Brass, Brushed
Base Material	Cast Iron
Base Colour/Finish	Black, Matte
Service Offer	Quick Ship



BELL PORTABLE LED



Taking its name from a classic dome shape, Bell is an exercise in reductionism. We're known for our metallics, so this season we're broadening our palette to include neutral colours, such as taupe, grey and white which work well in any environment. Bell Portable has a battery life of up to 9 hours.

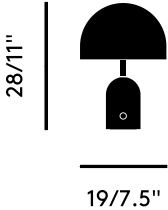
Year of Design	2021
Product Weight	1.36kg
Finishing Process	White, Grey (Gloss Painted)
Power Method	Rechargeable
Battery Operating Time	Approx 6-9 hours
Battery Charging Time	Approx 5 hours
Cable Spec	AWM 2464 22AWG VW-1 1A 80 °C 300V
Cable Type/Length	USB-A to Magnetic, 200cm
Light Source	3W LED
Max Wattage	3W
Lumens	160
CRI	>90
Colour Temperature	3000K
Dimmability	Touch Dimmable
Voltage	5V
Environment	Indoor, IP44
Spares	LEDPB02; POBAT01; POMC01
Certification/Electrical Class	Certified for NZ/AUS

WHITE

Code	BEPO01WHUN
Shade Material	Acrylonitrile Butadiene Styrene (ABS)
Shade Colour/Finish	White, Gloss
Base Material	Acrylonitrile Butadiene Styrene (ABS)
Base Colour/Finish	White, Gloss
Service Offer	New

GREY

Code	BEPO01GRUN
Shade Material	Acrylonitrile Butadiene Styrene (ABS)
Shade Colour/Finish	Grey, Gloss
Base Material	Acrylonitrile Butadiene Styrene (ABS)
Base Colour/Finish	Grey, Gloss
Service Offer	New



BELL PORTABLE LED



Taking its name from a classic dome shape, Bell is an exercise in reductionism. We're known for our metallics, so this season we're broadening our palette to include neutral colours, such as taupe, grey and white which work well in any environment. Standing out from the lot and injecting a pop of colour is the new fluoro finish. Bell Portable has a battery life of up to 9 hours.

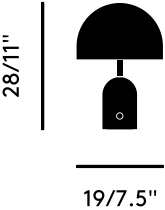
Year of Design	2021
Product Weight	1.36kg
Finishing Process	Taupe, Fluoro (Gloss Painted)
Power Method	Rechargeable
Battery Operating Time	Approx 6-9 hours
Battery Charging Time	Approx 5 hours
Cable Spec	AWM 2464 22AWG VW-1 1A 80 °C 300V
Cable Type/Length	USB-A to Magnetic, 200cm
Light Source	3W LED
Max Wattage	3W
Lumens	160
CRI	>90
Colour Temperature	3000K
Dimmability	Touch Dimmable
Voltage	5V
Environment	Indoor, IP44
Spares	LEDPB02; POBAT01; POMC01
Certification/Electrical Class	Certified for NZ/AUS

TAUPE

Code	BEPO01MUUN
Shade Material	Acrylonitrile Butadiene Styrene (ABS)
Shade Colour/Finish	Taupe, Gloss
Base Material	Acrylonitrile Butadiene Styrene (ABS)
Base Colour/Finish	Taupe, Gloss
Service Offer	New

FLUORO

Code	BEPO01FLUN
Shade Material	Acrylonitrile Butadiene Styrene (ABS)
Shade Colour/Finish	Fluoro, Gloss
Base Material	Acrylonitrile Butadiene Styrene (ABS)
Base Colour/Finish	Fluoro, Gloss
Service Offer	New



BELL PORTABLE LED



Taking its name from a classic dome shape, Bell is an exercise in reductionism. The hyper-polished surface allows Bell to take on the tone and characteristics of its surroundings while a concealed diffuser produces its soft lighting. Bell Portable LED offers up to 9 hours of battery life.

Year of Design	2021
Product Weight	1.40kg
Finishing Process	Gloss Painted
Power Method	Rechargeable
Battery Operating Time	Approx 6-9 hours
Battery Charging Time	Approx 5 hours
Cable Spec	AWM 2464 22AWG VW-1 1A 80 °C 300V
Cable Type/Length	USB-A to Magnetic, 200 cm
Light Source	3W LED
Max Wattage	3W
Lumens	160
CRI	>90
Colour Temperature	3000K
Dimmability	Touch Dimmable
Voltage	5V
Environment	Indoor, IP44
Spares	LEDPB02, POBAT01, POMC01
Certification/Electrical Class	Certified for NZ/AUS

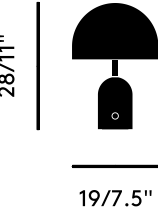


BLACK

Code	BEPO01BLUN
Shade Material	Acrylonitrile Butadiene Styrene (ABS)
Shade Colour/Finish	Black, Gloss
Base Material	Acrylonitrile Butadiene Styrene (ABS)
Base Colour/Finish	Black, Gloss
Service Offer	New

SILVER

Code	BEPO01SSUN
Shade Material	Acrylonitrile Butadiene Styrene (ABS)
Shade Colour/Finish	Silver, Mirrored
Base Material	Acrylonitrile Butadiene Styrene (ABS)
Base Colour/Finish	Silver, Polished
Service Offer	New



BELL PORTABLE LED



Taking its name from a classic dome shape, Bell is an exercise in reductionism. The hyper-polished surface allows Bell to take on the tone and characteristics of its surroundings while a concealed diffuser produces its soft lighting. Bell Portable LED offers up to 9 hours of battery life.

Year of Design	2021
Product Weight	1.40kg
Finishing Process	Plated
Power Method	Rechargeable
Battery Operating Time	Approx 6-9 hours
Battery Charging Time	Approx 5 hours
Cable Spec	AWM 2464 22AWG VW-1 1A 80 °C 300V
Cable Type/Length	USB-A to Magnetic, 200 cm
Light Source	3W LED
Max Wattage	3W
Lumens	160
CRI	>90
Colour Temperature	3000K
Dimmability	Touch Dimmable
Voltage	5V
Environment	Indoor, IP44
Spares	LEDPB02, POBAT01, POMC01
Certification/Electrical Class	Certified for NZ/AUS

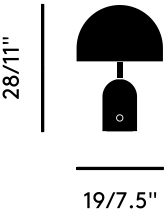


GOLD

Code	BEPO01GOUN
Shade Material	Acrylonitrile Butadiene Styrene (ABS)
Shade Colour/Finish	Gold, Mirrored
Base Material	Acrylonitrile Butadiene Styrene (ABS)
Base Colour/Finish	Gold, Polished
Service Offer	New

COPPER

Code	BEPO01COUN
Shade Material	Acrylonitrile Butadiene Styrene (ABS)
Shade Colour/Finish	Copper, Mirrored
Base Material	Acrylonitrile Butadiene Styrene (ABS)
Base Colour/Finish	Copper, Polished
Service Offer	New



BELL TABLE LED



Taking its name from a classic dome shape, Bell is an exercise in reductionism. We're known for our metallics, so this season we're broadening our palette to include neutral colours, such as taupe, grey and white, which work well in any environment.

Year of Design	2021
Product Weight	3kg
Finishing Process	Powder Coated
Power Method	Mains
Cable Spec	UL E348531 2x0,75mm2, 300V, 80°C
Cable Type/Length	Black Fabric, 200cm
Light Source	2x 6W LED
Max Wattage	15W
Lumens	800
CRI	>90
Colour Temperature	3000K
Dimmability	Inline Dimmable
Voltage	100-240V
Environment	Indoor
Spares	LEDRING02A; LEDTC01UN
Certification/Electrical Class	Certified for NZ/AUS

WHITE

Code	BET11WH-TUN01M1
Shade/Base Code	BET11WH
Shade Material	Steel
Shade Colour/Finish	White, Gloss
Fitting Code	LEDTC01UN
Base Material	Steel
Base Colour/Finish	White, Gloss
Service Offer	New

GREY

Code	BET11GR-TUN01M1
Shade/Base Code	BET11GR
Shade Material	Steel
Shade Colour/Finish	Grey, Gloss
Fitting Code	LEDTC01UN
Base Material	Steel
Base Colour/Finish	Grey, Gloss
Service Offer	New



BELL TABLE LED




We're known for our metallics, so this season we're broadening our palette to include some more neutral colours. Bell White Portable is a sophisticated colour option which will work well in any environment. Bell's painted surface is high-gloss, which mirrors its surroundings. Standing out from the lot and injecting a pop of colour is the new Bell Portable in fluoro. Bell fluoro acts as a real exclamation mark in any interior.

Year of Design	2021
Product Weight	3kg
Finishing Process	Taupe (Powder Coated) Fluoro (Painted)
Power Method	Mains
Cable Spec	UL E348531 2x0,75mm ² , 300V, 80°C
Cable Type/Length	Black Fabric, 200cm
Light Source	2x 6W LED
Max Wattage	15W
Lumens	800
CRI	>90
Colour Temperature	3000K
Dimmability	Inline Dimmable
Voltage	100-240V
Environment	Indoor
Spares	LEDRING02A; LEDTC01UN
Certification/Electrical Class	Certified for NZ/AUS

TAUPE	
Code	BET11MU-TUN01M1
Shade/Base Code	BET11MU
Shade Material	Steel
Shade Colour/Finish	Taupe, Gloss
Fitting Code	LEDTC01UN
Base Material	Steel
Base Colour/Finish	Taupe, Gloss
Service Offer	New

FLUORO	
Code	BET11FL-TUN01M1
Shade/Base Code	BET11FL
Shade Material	Steel
Shade Colour/Finish	Fluoro, Gloss
Fitting Code	LEDTC01UN
Base Material	Steel
Base Colour/Finish	Fluoro, Gloss
Service Offer	New



BELL TABLE LED



Taking its name from a classic dome shape, Bell is an exercise in reductionism. The hyper-polished surface allows Bell to take on the tone and characteristics of its surroundings while a concealed diffuser produces its soft lighting.

Year of Design	2012
Year of Re-Design	2022
Product Weight	3kg
Finishing Process	PVD
Power Method	Mains
Cable Spec	UL E348531 2x0,75mm ² , 300V, 80°C
Cable Type/Length	Black Fabric, 250cm
Light Source	2 x 6W LED
Max Wattage	15W
Lumens	800
CRI	>90
Colour Temperature	3000K
Dimmability	Inline Dimmable
Voltage	100-240V
Environment	Indoor
Spares	LEDRING02A, LEDTC01UN
Certification/Electrical Class	Certified for NZ/AUS



BLACK

Code	BET11BL-TUN01M1
Shade/Base Code	BET11BL
Shade Material	Steel
Shade Colour/Finish	Black, Gloss
Fitting Code	LEDTC01UN
Base Material	Steel
Base Colour/Finish	Black, Gloss
Service Offer	New

SILVER

Code	BET11SS-TUN01M1
Shade/Base Code	BET11SS
Shade Material	Stainless Steel
Shade Colour/Finish	Silver, Polished
Fitting Code	LEDTC01UN
Base Material	Stainless Steel
Base Colour/Finish	Silver, Polished
Service Offer	New



BELL TABLE LED



Taking its name from a classic dome shape, Bell is an exercise in reductionism. The hyper-polished surface allows Bell to take on the tone and characteristics of its surroundings while a concealed diffuser produces its soft lighting.

Year of Design	2012
Year of Re-Design	2022
Product Weight	3kg
Finishing Process	PVD
Power Method	Mains
Cable Spec	UL E348531 2x0,75mm ² , 300V, 80°C
Cable Type/Length	Black Fabric, 250cm
Light Source	2 x 6W LED
Max Wattage	15W
Lumens	800
CRI	>90
Colour Temperature	3000K
Dimmability	Inline Dimmable
Voltage	100-240V
Environment	Indoor
Spares	LEDRING02A, LEDTC01UN
Certification/Electrical Class	Certified for NZ/AUS



GOLD

Code	BET11GO-TUN01M1
Shade/Base Code	BET11GO
Shade Material	Stainless Steel
Shade Colour/Finish	Gold, Mirrored
Fitting Code	LEDTC01UN
Base Material	Stainless Steel
Base Colour/Finish	Gold, Polished
Service Offer	New

COPPER

Code	BET11CO-TUN01M1
Shade/Base Code	BET11CO
Shade Material	Stainless Steel
Shade Colour/Finish	Copper, Mirrored
Fitting Code	LEDTC01UN
Base Material	Stainless Steel
Base Colour/Finish	Copper, Polished
Service Offer	New




GLOBE CONE SLIM FLOOR LED



In our perpetual quest for the purest forms, Globe stands out as the most minimal of the lot. A spherical orb shade, highly mirrored and perfectly reflective during the day, Globe reveals a multiplicity of internal reflections when switched on. The archetypical silhouette allows for use in any settings.

Year of Design	2019
Product Weight	7.00kg
Finishing Process	Semi-Metallised, Powder Coated
Power Method	Mains
Cable Spec	UL E348531 2x0,75mm ² , 300V, 80°C
Cable Type/Length	Black Fabric, 250cm
Light Source	6W LED
Max Wattage	7.5W
Lumens	800
CRI	>90
Colour Temperature	3000K
Dimmability	Inline Dimmable
Voltage	100-240V
Environment	Indoor
Spares	LEDRING02A, LEDFC01UN
Certification	Certified for NZ/AUS



SILVER	
Code	GLS02CH-FUN04M1
Shade Code	GLS02CH
Shade Material	Polycarbonate
Shade Colour/Finish	Silver, Mirrored
Base Code	CONF04BKUN LEDFC01UN
Base Material	Carbon Fibre, Steel
Base Colour/Finish	Black, Gloss
Service Offer	Collection

COPPER	
Code	GLS02CO-FUN04M1
Shade Code	GLS02CO
Shade Material	Polycarbonate
Shade Colour/Finish	Copper, Mirrored
Base Code	CONF04BKUN LEDFC01UN
Base Material	Carbon Fibre, Steel
Base Colour/Finish	Black, Gloss
Service Offer	Collection

OPAL	
Code	OPS0102-FUN04M1
Shade Code	OPS0102
Shade Material	Polycarbonate
Shade Colour/Finish	Opalescent, Tinted
Base Code	CONF04BKUN LEDFC01UN
Base Material	Carbon Fibre, Steel
Base Colour/Finish	Black, Gloss
Service Offer	Collection

GLOBE CONE FAT FLOOR SILVER LED



You can probably tell that we are obsessed with spherical objects. In our perpetual quest for the purest forms, Globe stands out as the most minimal of the lot. Supporting the opalescent Globe shade is the new silver cone pedestal, which is hyper-polished and reflects its environment.

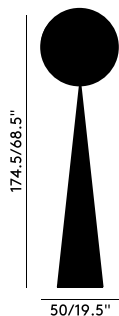
Year of Design	2021
Product Weight	12.45kg
Finishing Process	Tinted, Plated
Power Method	Mains
Cable Spec	UL E348531 2x0,75mm ² , 300V, 80°C
Cable Type Length	Black Fabric, 250cm
Light Source	6W LED
Max Wattage	7.5W
Lumens	800
CRI	>90
Colour Temperature	3000K (Standard) 2700K accessory available
Dimmability	Inline-Dimmable
Voltage	100-240V
Environment	Indoor
Certification/Electrical Class	Certified for NZ/AUS

OPAL WITH SILVER CONE


Code	OPS0102-FUN05M1
Shade Code	OPS0102
Shade Material	Polycarbonate
Shade Colour/Finish	Opalescent, tinted
Base Code	CONF03SSUN LEDFC01UN
Base Material	Steel
Base Colour/Finish	Silver, Polished
Service Offer	New

SILVER WITH SILVER CONE

Code	GLS01CH-FUN05M1
Shade Code	GLS02CH
Shade Material	Polycarbonate
Shade Colour/Finish	Silver, Mirrored
Base Code	CONF03SSUN LEDFC01UN
Base Material	Steel
Base Colour/Finish	Silver, Polished
Service Offer	New



MELT PORTABLE LED



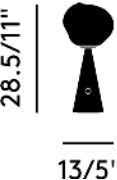
Melt Portable LED expands the collection, offering the same mesmerizing hot-blown glass effect within a portable design. Melt is evocative of molten glass, the interior of a melting glacier or images of deep space. Melt Portable LED is available in a wide range of finishes and offers up to 10 hours of battery life.

Year of Design	2021
Product Weight	0.45kg
Finishing Process	Semi Metallised, Painted
Power Method	Rechargeable
Battery Operating Time	Approx 8-10 hours
Battery Charging Time	Approx 5 hours
Cable Spec	AWM 2464 22AWG VW-1 1A 80 °C 300V
Cable Type/Length	USB-A to Magnetic, 200 cm
Light Source	2.5W LED
Max Wattage	2.5W
Lumens	100
CRI	>90
Colour Temperature	3000K
Dimmability	Touch Dimmable
Voltage	5V
Environment	Indoor, IP44
Spares	LEDPB01, POBAT01, POMC01
Certification/Electrical Class	Certified for NZ/AUS



BLACK	
Code	MEPO01BKUN
Shade Material	Polyethylene Terephthalate (PET)
Shade Colour/Finish	Silver, Mirrored
Base Material	Acrylonitrile Butadiene Styrene (ABS)
Base Colour/Finish	Black, Gloss
Service Offer	New

SILVER	
Code	MEPO01SSUN
Shade Material	Polyethylene Terephthalate (PET)
Shade Colour/Finish	Silver, Mirrored
Base Material	Acrylonitrile Butadiene Styrene (ABS)
Base Colour/Finish	Silver, Polished
Service Offer	New



MELT PORTABLE LED



Melt Portable LED expands the collection, offering the same mesmerizing hot-blown glass effect within a portable design. Melt is evocative of molten glass, the interior of a melting glacier or images of deep space. Melt Portable LED is available in a wide range of finishes and offers up to 10 hours of battery life.

Year of Design	2021
Product Weight	0.45kg
Finishing Process	Semi-Metallised, Plated
Power Method	Rechargeable
Battery Operating Time	Approx 8-10 hours
Battery Charging Time	Approx 5 hours
Cable Spec	AWM 2464 22AWG VW-1 1A 80 °C 300V
Cable Type/Length	USB-A to Magnetic, 200 cm
Light Source	2.5W LED
Max Wattage	2.5W
Lumens	100
CRI	>90
Colour Temperature	3000K
Dimmability	Touch Dimmable
Voltage	5V
Environment	Indoor, IP44
Spares	LEDPB01, POBAT01, POMC01
Certification/Electrical Class	Certified for NZ/AUS



GOLD

Code	MEPO01GOUN
Shade Material	Polyethylene Terephthalate (PET)
Shade Colour/Finish	Gold, Mirrored
Base Material	Acrylonitrile Butadiene Styrene (ABS)
Base Colour/Finish	Gold, Polished
Service Offer	New

COPPER

Code	MEPO01COUN
Shade Material	Polyethylene Terephthalate (PET)
Shade Colour/Finish	Copper, Mirrored
Base Material	Acrylonitrile Butadiene Styrene (ABS)
Base Colour/Finish	Copper, Polished
Service Offer	New



MELT CONE FAT TABLE BLACK LED



OFF



ON



Melt is evocative of molten glass, the interior of a melting glacier or images of deep space. An imperfect, organic and naturalistic light that produces a mesmerizing hot-blown glass effect. Melt is created through a process of blow moulding and vacuum metallisation to achieve melted orbs with abundant and unusual luminosity. Here the orb sits on a cone shaped base creating a striking silhouette.

Year of Design	2021
Product Weight	1.70kg
Finishing Process	Semi-Metallised, Powder Coated
Power Method	Mains
Cable Spec	UL E348531 2x0,75mm ² , 300V, 80°C
Cable Type/Length	Black Fabric, 250cm
Light Source	6W LED
Max Wattage	9W
Lumens	800
CRI	>90
Colour Temperature	3000K
Dimmability	Inline Dimmable
Voltage	100-240V
Environment	Indoor
Spares	LEDRING02A, LEDTC01UN
Certification/Electrical Class	Certified for NZ/AUS



SILVER

Code	MES02CH-TUN01M1
Shade Code	MES02CH
Shade Material	Polycarbonate
Shade Colour/Finish	Silver, Mirrored
Base Code	CONT01-TUN01M1 (1 X CONT01BKUN; 1 X LEDTC01UN)
Base Material	Steel
Base Colour/Finish	Black, Gloss
Service Offer	New

GOLD

Code	MES02GO-TUN01M1
Shade Code	MES02GO
Shade Material	Polycarbonate
Shade Colour/Finish	Gold, Mirrored
Base Code	CONT01-TUN01M1 (1 X CONT01BKUN; 1 X LEDTC01UN)
Base Material	Steel
Base Colour/Finish	Black, Gloss
Service Offer	New



MELT CONE FAT TABLE BLACK LED



OFF



ON



Melt is evocative of molten glass, the interior of a melting glacier or images of deep space. An imperfect, organic and naturalistic light that produces a mesmerizing hot-blown glass effect. Melt is created through a process of blow moulding and vacuum metallisation to achieve melted orbs with abundant and unusual luminosity. Here the orb sits on a cone shaped base creating a striking silhouette.

Year of Design	2021
Product Weight	1.70kg
Finishing Process	Semi-Metallised, Powder Coated
Power Method	Mains
Cable Spec	UL E348531 2x0,75mm2, 300V, 80°C
Cable Type/Length	Black Fabric, 250cm
Light Source	6W LED
Max Wattage	9W
Lumens	800
CRI	> 90
Colour Temperature	3000K
Dimmability	Inline Dimmable
Voltage	100-240V
Environment	Indoor
Spares	LEDRING02A, LEDTC01UN
Certification	Certified for NZ/AUS



COPPER

Code	MES02CO-TUN01M1
Shade Code	MES02CO
Shade Material	Polycarbonate
Shade Colour/Finish	Copper, Mirrored
Base Code	CONT01-TUN01M1 (1 X CONT01BKUN; 1 X LEDTC01UN)
Base Material	Steel
Base Colour/Finish	Black, Gloss
Service Offer	New

SMOKE

Code	MES02SM-TUN01M1
Shade Code	MES02SM
Shade Material	Polycarbonate
Shade Colour/Finish	Silver, Mirrored
Base Code	CONT01-TUN01M1 (1 X CONT01BKUN; 1 X LEDTC01UN)
Base Material	Steel
Base Colour/Finish	Black, Gloss
Service Offer	New



MELT CONE FAT TABLE BLACK LED



OFF



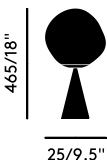
ON

Melt is evocative of molten glass, the interior of a melting glacier or images of deep space. An imperfect, organic and naturalistic light that produces a mesmerizing hot-blown glass effect. A perfectly executed metal cone becomes the most appropriate and elegant platform to support and enhance a multitude of different possibilities from our range of metallic polycarbonate shades, including a new tinted white opalescent finish, boosting its luminosity.

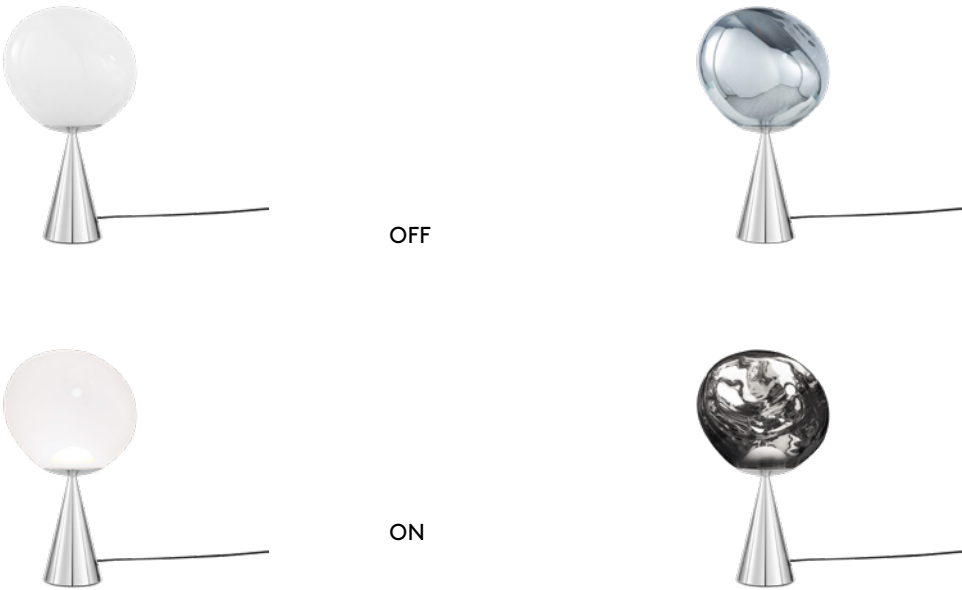
OPAL WITH BLACK CONE

Code	MES02OP-TUN01M1
Shade Code	MES02OP
Shade Material	Polycarbonate
Shade Colour/Finish	Opalescent, tinted
Base Code	CONT01BKUN
	LEDTC01UN
Base Material	Steel
Base Colour/Finish	Black, Gloss
Service Offer	New

Year of Design	2021
Product Weight	1.7kg
Finishing Process	Tinted, Powder Coated
Power Method	Mains
Cable Spec	UL E348531 2x0,75mm ² , 300V, 80°C
Cable Type Length	Black Fabric, 250cm
Light Source	6W LED
Max Wattage	7.5W
Lumens	800
CRI	>90
Colour Temperature	3000K (Standard) 2700K accessory available
Dimmability	Inline Dimmable
Voltage	100-240V
Environment	Indoor
Spares	LEDRING02A, LEDTC01UN
Certification/Electrical Class	Certified for NZ/AUS



MELT CONE FAT TABLE SILVER LED



Melt is evocative of molten glass, the interior of a melting glacier or images of deep space. An imperfect, organic and naturalistic light that produces a mesmerizing hot-blown glass effect. A perfectly executed metal cone becomes the most appropriate and elegant platform to support and enhance a multitude of different possibilities from our range of metallic polycarbonate shades, including a new tinted white opalescent finish, boosting its luminosity. Melt Cone Fat is available in a new hyper-polished and reflective silver finish.

Year of Design	2021
Product Weight	1.7kg
Finishing Process	Opal Silver (Tinted, Plated) Silver Silver (Semi Metallised, Plated)
Power Method	Mains
Cable Spec	UL E348531 2x0,75mm², 300V, 80°C
Cable Type Length	Black Fabric, 250cm
Light Source	6W LED
Max Wattage	7.5W
Lumens	800
CRI	>90
Colour Temperature	3000K (Standard) 2700K accessory available
Dimmability	Inline Dimmable
Voltage	100-240V
Environment	Indoor
Spares	LEDRING02A, LEDTC01UN
Certification/Electrical Class	Certified for NZ/AUS

OPAL WITH SILVER CONE	
Code	MES02OP-TUN02M1
Shade Code	MES02OP
Shade Material	Polycarbonate
Shade Colour/Finish	Opalescent, tinted
Base Code	CONT01SSUN LEDTC01UN
Base Material	Steel
Base Colour/Finish	Silver, Polished
Service Offer	New

SILVER WITH SILVER CONE	
Code	MES02CH-TUN02M1
Shade Code	MES02CH
Shade Material	Polycarbonate
Shade Colour/Finish	Opalescent, tinted
Base Code	CONT01SSUN LEDTC01UN
Base Material	Steel
Base Colour/Finish	Silver, Polished
Service Offer	New



GLOBE CONE FAT TABLE SILVER LED



OFF



ON



You can probably tell that we are obsessed with spherical objects. In our perpetual quest for the purest forms, Globe stands out as the most minimal of the lot. A perfectly executed metal cone becomes the most appropriate and elegant platform to support and enhance a multitude of different possibilities from our range of metallic polycarbonate shades, including a tinted white opalescent finish, boosting its luminosity. Globe Cone Fat is available in a black base as well as a new hyper-polished and reflective silver finish.

OPAL WITH SILVER CONE

Code	OPS0101-TUN02M1
Shade Code	OPS0101
Shade Material	Polycarbonate
Shade Colour/Finish	Opalescent, tinted
Base Code	CONT01SSUN LEDTC01UN
Base Material	Steel
Base Colour/Finish	Silver, Polished
Service Offer	New

SILVER WITH SILVER CONE

Code	GLS01CH-TUN02M1
Shade Code	GLS01CH
Shade Material	Polycarbonate
Shade Colour/Finish	Opalescent, tinted
Base Code	CONT01SSUN LEDTC01UN
Base Material	Steel
Base Colour/Finish	Silver, Polished
Service Offer	New

Year of Design	2021
Product Weight	1.7kg
Finishing Process	Opal Silver (Tinted, Plated) Silver Silver (Semi Metallised, Plated)
Power Method	Mains
Cable Spec	UL E348531 2x0,75mm2, 300V, 80°C
Cable Type Length	Black Fabric, 250cm
Light Source	6W LED
Max Wattage	7.5W
Lumens	800
CRI	>90
Colour Temperature	3000K (Standard) 2700K accessory available
Dimmability	Inline Dimmable
Voltage	100-240V
Environment	Indoor
Spares	LEDRING02A, LEDTC01UN
Certification/Electrical Class	Certified for NZ/AUS



MELT TABLE



OFF



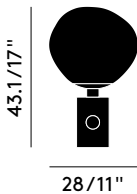
ON

Melt is evocative of molten glass, the interior of a melting glacier or images of deep space. An imperfect, organic and naturalistic light that produces a mesmerizing hot-blown glass effect. Melt is created through a process of blow moulding and vacuum metallisation to achieve melted orbs with abundant and unusual luminosity. Here the orb sits on a tube-shaped base.

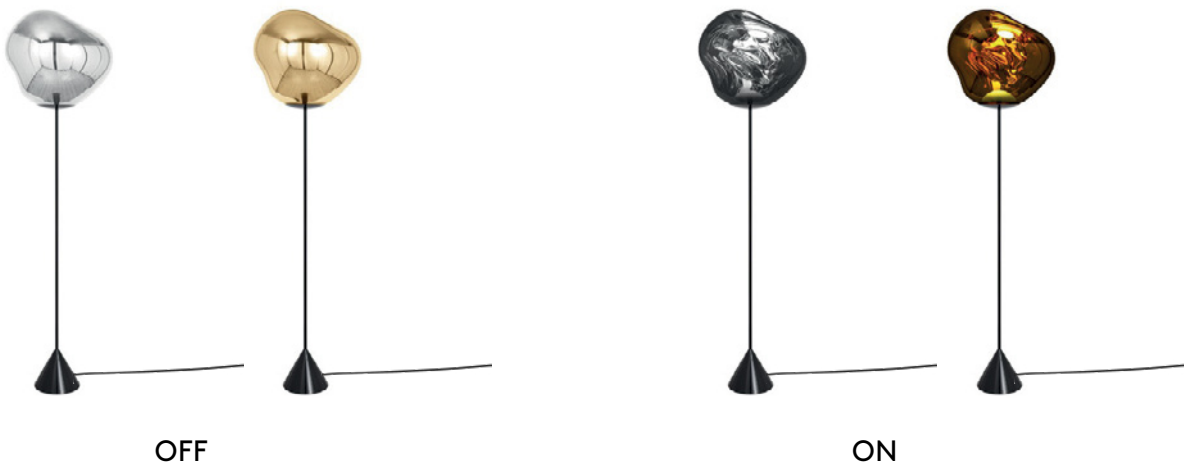
COPPER

Code	MET01COEU
Shade Code	MES02CO
Shade Material	Polycarbonate
Shade Colour/Finish	Copper, Mirrored
Base Material	Steel
Base Colour/Finish	Copper, Polished
Service Offer	Quick Ship

Year of Design	2015
Product Weight	2.86kg
Finishing Process	Semi-Metallised, Plated
Power Method	Mains
Cable Spec	SPT-2, 2x18AWG, 300 V
Cable Type/Length	Black Fabric, 250cm
Light Source	E14 25W (max) Light Source Not Included
Dimmability	Inline Dimmable
Voltage	220-240V
Environment	Indoor
Certification/Electrical Class	



MELT CONE SLIM FLOOR LED



Melt is evocative of molten glass, the interior of a melting glacier or images of deep space. An imperfect, organic and naturalistic light that produces a mesmerizing hot-blown glass effect. Melt is created through a process of blow moulding and vacuum metallisation to achieve melted orbs with abundant and unusual luminosity. Here the orb elegantly rests on a slim base.

Year of Design	2019
Product Weight	6.45kg
Finishing Process	Semi-Metalised, Roll Wrapped
Power Method	Mains
Cable Spec	UL E348531 2x0,75mm ² , 300V, 80°C
Cable Type Length	Black Fabric, 250cm
Light Source	6W LED
Max Wattage	7.5W
Lumens	800
CRI	>90
Colour Temperature	3000K
Dimmability	Inline Dimmable
Voltage	100-240V
Environment	Indoor
Spares	LEDRING02A, LEDTC01UN
Certification/Electrical Class	Certified for NZ/AUS

SILVER


Code	MES01CH-FUN04M1
Shade Code	MES01CH
Shade Material	Polycarbonate
Shade Colour/Finish	Silver, Mirrored
Base Code	CONF04BKUN LEDFC01UN
Base Material	Carbon Fibre, Steel
Base Colour/Finish	Black, Gloss
Service Offer	Collection

GOLD

Code	MES01GO-FUN04M1
Shade Code	MES01G
Shade Material	Polycarbonate
Shade Colour/Finish	Gold, Mirrored
Base Code	CONF04BKUN LEDFC01UN
Base Material	Carbon Fibre, Steel
Base Colour/Finish	Black, Gloss
Service Offer	Collection




MELT CONE SLIM FLOOR LED



Melt is evocative of molten glass, the interior of a melting glacier or images of deep space. An imperfect, organic and naturalistic light that produces a mesmerizing hot-blown glass effect. Melt is created through a process of blow moulding and vacuum metallisation to achieve melted orbs with abundant and unusual luminosity. Here the orb elegantly rests on a slim base.

Year of Design	2019
Product Weight	6.45kg
Finishing Process	Semi-Metallised, Powder Coated
Power Method	Mains
Cable Spec	UL E348531 2x0,75mm ² , 300V, 80°C
Cable Type/Length	Black Fabric, 250cm
Light Source	6W LED
Max Wattage	7.5W
Lumens	800
CRI	>90
Colour Temperature	3000K
Dimmability	Inline Dimmable
Voltage	100-240V
Environment	Indoor
Spares	LEDRING02A, LEDFC01UN
Certification/Electrical Class	Certified for NZ/AUS



COPPER

Code	MES01CO-FUN04M1
Shade Code	MES01CO
Shade Material	Polycarbonate
Shade Colour/Finish	Copper, Mirrored
Base Code	CONF04BKUN LEDFC01UN
Base Material	Carbon Fibre, Steel
Base Colour/Finish	Black, Gloss
Service Offer	Collection

SMOKE

Code	MES01SM-FUN04M1
Shade Code	MES01SM
Shade Material	Polycarbonate
Shade Colour/Finish	Smoke, Mirrored
Base Code	CONF04BKUN LEDFC01UN
Base Material	Carbon Fibre, Steel
Base Colour/Finish	Black, Gloss
Service Offer	Collection

MELT CONE SLIM FLOOR LED




Melt is evocative of molten glass, the interior of a melting glacier or images of deep space. An imperfect, organic and naturalistic light that produces a mesmerizing hot-blown glass effect. An elegant and skinny typography with a cone base provides stability to a range of metallic polycarbonate shades, as well as a new tinted white opalescent finish.

OPAL	
Code	MES01OP-FUN04M1
Shade Code	MES01OP
Shade Material	Polycarbonate
Shade Colour/Finish	Opalescent, tinted
Base Code	CONF04BKUN
	LEDFC01UN
Base Material	Carbon Fibre, Steel
Base Colour/Finish	Black, Gloss
Service Offer	New

Year of Design	2019
Product Weight	6.45kg
Finishing Process	Tinted, Roll Wrapped
Power Method	Mains
Cable Spec	UL E348531 2x0,75mm ² , 300V, 80°C
Cable Type Length	Black Fabric, 250cm
Light Source	6W LED
Max Wattage	7.5W
Lumens	800
CRI	>90
Colour Temperature	3000K (Standard) 2700K accessory available
Dimmability	Inline Dimmable
Voltage	100-240V
Environment	Indoor
Spares	LEDRING02A, LEDFC01UN
Certification/Electrical Class	Certified for NZ/AUS



MELT CONE FAT FLOOR BLACK LED



Melt is evocative of molten glass, the interior of a melting glacier or images of deep space. An imperfect, organic and naturalistic light that produces a mesmerizing hot-blown glass effect. Melt is created through a process of blow moulding and vacuum metallisation to achieve melted orbs with abundant and unusual luminosity. Here the orb sits on a cone-shaped base creating a striking silhouette.

Year of Design	2021
Product Weight	12.00kg
Finishing Process	Semi-Metallised, Powder Coated
Power Method	Mains
Cable Spec	UL E348531 2x0,75mm2, 300V, 80°C
Cable Type/Length	Black Fabric, 250cm
Light Source	6W LED
Max Wattage	7.5W
Lumens	800
CRI	>90
Colour Temperature	3000K
Dimmability	Inline Dimmable
Voltage	100-240V
Environment	Indoor
Spares	LEDRING02A, LEDFC01UN
Certification/Electrical Class	Certified for NZ/AUS




SILVER	
Code	MES01CH-FUN03M1
Shade Code	MES01CH
Shade Material	Polycarbonate
Shade Colour/Finish	Silver, Mirrored
Base Code	CONF03-FUN01M1 (1 X CONF03BKUN; 1 X LEDFC01UN)
Base Material	Steel
Base Colour/Finish	Black, Gloss
Service Offer	Collection

GOLD	
Code	MES01GO-FUN03M1
Shade Code	MES01G
Shade Material	Polycarbonate
Shade Colour/Finish	Gold, Mirrored
Base Code	CONF03-FUN01M1 (1 X CONF03BKUN; 1 X LEDFC01UN)
Base Material	Steel
Base Colour/Finish	Black, Gloss
Service Offer	Collection



MELT CONE FAT FLOOR BLACK LED



Melt is evocative of molten glass, the interior of a melting glacier or images of deep space. An imperfect, organic and naturalistic light that produces a mesmerizing hot-blown glass effect. Melt is created through a process of blow moulding and vacuum metallisation to achieve melted orbs with abundant and unusual luminosity. Here the orb sits on a cone-shaped base creating a striking silhouette.

Year of Design	2021
Product Weight	12.00kg
Finishing Process	Semi-Metallised, Powder Coated
Power Method	Mains
Cable Spec	UL E348531 2x0,75mm2, 300V, 80°C
Cable Type/Length	Black Fabric, 250cm
Light Source	6W LED
Max Wattage	7.5W
Lumens	800
CRI	>90
Colour Temperature	3000K
Dimmability	Inline Dimmable
Voltage	100-240V
Environment	Indoor
Spares	LEDRING02A, LEDFC01UN
Certification/Electrical Class	Certified for NZ/AUS

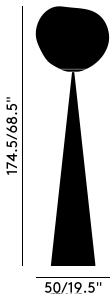


COPPER

Code	MES01CO-FUN03M1
Shade Code	MES01CO
Shade Material	Polycarbonate
Shade Colour/Finish	Copper, Mirrored
Base Code	CONF03-FUN01M1 (1 X CONF03BKUN; 1 X LEDFC01UN)
Base Material	Steel
Base Colour/Finish	Black, Gloss
Service Offer	New

SMOKE

Code	MES01SM-FUN03M1
Shade Code	MES01SM
Shade Material	Polycarbonate
Shade Colour/Finish	Smoke, Mirrored
Base Code	CONF03-FUN01M1 (1 X CONF03BKUN; 1 X LEDFC01UN)
Base Material	Steel
Base Colour/Finish	Black, Gloss
Service Offer	New




MELT CONE FAT FLOOR BLACK LED



Melt is evocative of molten glass, the interior of a melting glacier or images of deep space. A perfectly executed metal cone becomes the most appropriate and elegant platform to support and enhance a multitude of different possibilities from our range of metallic polycarbonate shades, including a tinted white opalescent finish, boosting its luminosity. Melt Cone Fat is available in a black base as well as a new hyper-polished and reflective silver finish.

OPAL WITH BLACK CONE	
Code	MES01OP-FUN03M1
Shade Code	MES01OP
Shade Material	Polycarbonate
Shade Colour/Finish	Opalescent, tinted
Base Code	CONF03BKUN
	LEDFC01UN
Base Material	Steel
Base Colour/Finish	Black, Gloss
Service Offer	New

Year of Design	2021
Product Weight	12kg
Finishing Process	Opal Black (Tinted, Powder Coated)
Power Method	Mains
Cable Spec	UL E348531 2x0,75mm2, 300V, 80°C
Cable Type Length	Black Fabric, 250cm
Light Source	6W LED
Max Wattage	7.5W
Lumens	800
CRI	>90
Colour Temperature	3000K (Standard) 2700K accessory available
Dimmability	Inline Dimmable
Voltage	100-240V
Environment	Indoor
Spares	LEDRING02A, LEDFC01UN, LEDRING12A
Certification/Electrical Class	Certified for NZ/AUS



MELT CONE FAT FLOOR SILVER LED



Melt is evocative of molten glass, the interior of a melting glacier or images of deep space. A perfectly executed metal cone becomes the most appropriate and elegant platform to support and enhance a multitude of different possibilities from our range of metallic polycarbonate shades, including a tinted white opalescent finish, boosting its luminosity. Melt Cone Fat is available in a black base as well as a new hyper-polished and reflective silver finish.

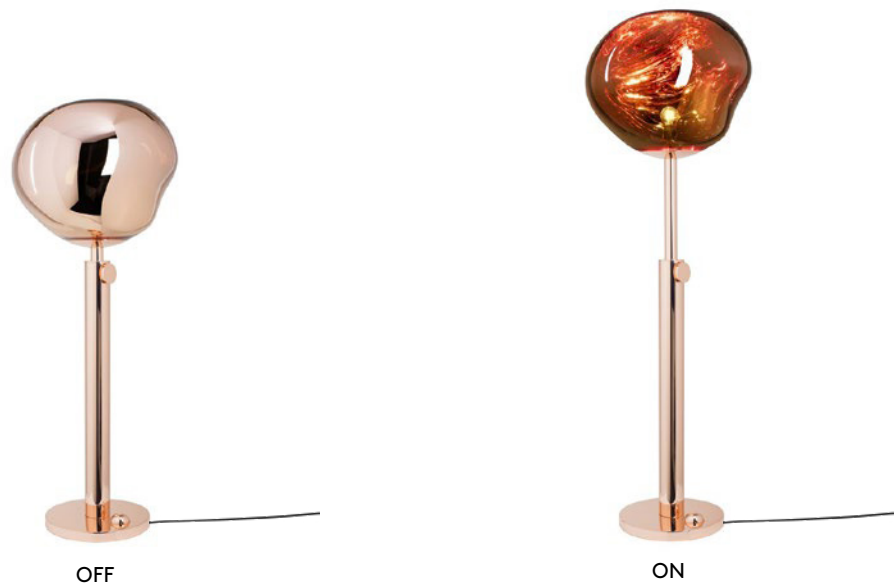
Year of Design	2021
Product Weight	12kg
Finishing Process	Opal Silver (Tinted, Plated)
Power Method	Silver Silver (Semi Metallised, Plated)
Cable Spec	Mains
Cable Type Length	UL E348531 2x0,75mm2, 300V, 80°C
Light Source	Black Fabric, 250cm
Max Wattage	6W LED
Lumens	7.5W
CRI	800
Colour Temperature	>90 3000K (Standard)
Dimmability	2700K accessory available
Voltage	Inline Dimmable
Environment	100-240V
Spares	Indoor
Certification/Electrical Class	LEDRING02A, LEDFC01UN, LEDRING12A Certified for NZ/AUS



OPAL WITH SILVER CONE	
Code	MES01OP-FUN05M1
Shade Code	MES01OP
Shade Material	Polycarbonate
Shade Colour/Finish	Opalescent, tinted
Base Code	CONF03SSUN LEDFC01UN
Base Material	Steel
Base Colour/Finish	Silver, Polished
Service Offer	New

SILVER WITH SILVER CONE	
Code	MES01CH-FUN05M1
Shade Code	MES01CH
Shade Material	Polycarbonate
Shade Colour/Finish	Opalescent, tinted
Base Code	CONF03SSUN LEDFC01UN
Base Material	Steel
Base Colour/Finish	Silver, Polished
Service Offer	New

MELT FLOOR



Melt is evocative of molten glass, the interior of a melting glacier or images of deep space. An imperfect, organic and naturalistic light that produces a mesmerizing hot-blown glass effect. Melt is created through a process of blow moulding and vacuum metallisation to achieve melted orbs with abundant and unusual luminosity. Here the orb sits on a tube-shaped base.

COPPER	
Code	MEF01COEU
Shade Material	Polycarbonate
Shade Colour/Finish	Copper, Mirrored
Base Material	Steel
Base Colour/Finish	Copper, Polished
Service Offer	Quick Ship

Year of Design	2015
Product Weight	10.71kg
Finishing Process	Semi-Metallised, Plated
Power Method	Mains
Cable Spec	H03VVH2-F 2 x 0,75 mm2
Cable Type/Length	Black Fabric, 250cm
Light Source	E2728W (max), Light Source Not Included
Dimmability	Inline Dimmable
Voltage	220-240V
Environment	Indoor
Certification/Electrical Class	



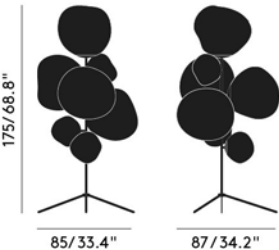
MELT FLOOR CHANDELIER




Melt is evocative of molten glass, the interior of a melting glacier or images of deep space. An imperfect, organic and naturalistic light that produces a mesmerizing hot-blown glass effect. Melt is created through a process of blow moulding and vacuum metallisation to achieve melted orbs with abundant and unusual luminosity. Melt Floor Chandelier features a mix of mini and regular Melt shades.

GOLD	
Code	MESC01G-FEUM1
Shade Code	4 X MES01G; 3 X MES02G
Shade Material	Polycarbonate
Shade Colour/Finish	Gold, Mirrored
Base Material	Steel
Base Colour/Finish	Gold, Polished
Service Offer	Collection

Year of Design	2016
Product Weight	13.35kg
Finishing Process	Semi-Metallised, Plated
Power Method	Mains
Cable Spec	H03VVH2-F 2 x 0,75 mm2
Cable Type/Length	Black Fabric, 250cm
Light Source	4 x E27 28W (max), 3 x E14 25W (max), Light Source Not Included
Dimmability	Non-Dimmable
Voltage	220-240V
Environment	Indoor
Certification/Electrical Class	



MELT FLOOR CHANDELIER OPAL

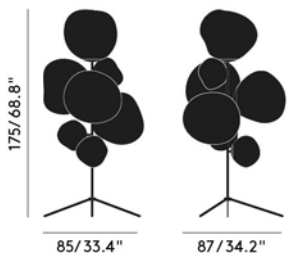


An extraordinary floor chandelier, featuring three Melt Mini shades and four Melt shades in a modern gold finish, as well as a new tinted white opalescent finish. Emitting an attractive, mildly hallucinogenic light, this floor light creates a mesmerising melting hot-blown glass effect when on and a mirror-finish effect when off.

Year of Design	2016
Product Weight	13.35kg
Finishing Process	Tinted, Plated
Power Method	Mains
Cable Spec	H03VVH2-F 2 x 0,75 mm ²
Cable Type Length	Black Fabric, 250cm
Light Source	4 x E27 28W (max), 3 x E14 25W (max), Light Source Not Included
Dimmability	Non-Dimmable
Voltage	220-240V
Environment	Indoor
Certification/Electrical Class	



OPAL	
Code	MESC01O-FEUM1
Shade Code	4 x MES01OP 3 x MES02OP
Shade Material	Polycarbonate
Shade Colour/Finish	Opalescent, tinted
Fitting Code	SC01GEU
Base Material	Steel
Base Colour/Finish	Gold, Polish
Service Offer	New



MIRROR BALL FLOOR CHANDELIER



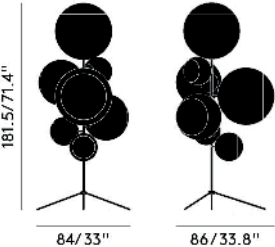
Mirror Ball is an ultra-visible, highly reflective object made of a lightweight transparent plastic sphere, coated with a thin layer of aluminium. Inspired by space travel, Mirror Ball is created through hi-tech processes of blow moulding and vacuum metallisation to achieve perfect spheres with an unusual luminosity. Mirror Ball Floor Chandelier features a mix of mini and regular shades.

Year of Design	2016
Product Weight	14.80kg
Finishing Process	Metallised, Plated
Power Method	Mains
Cable Spec	H03VVH2-F 2 x 0,75 mm2
Cable Type/Length	Black Fabric, 250cm
Light Source	4 x E27 28W (max), 3 x E14 25W (max), Light Source Not Included
Dimmability	Non-Dimmable
Voltage	220-240V
Environment	Indoor
Certification	




GOLD

Code	MBBSC01G-FEUM1
Shade Code	2 X MBB50G; 2 X MBB40G; 3 X MBB25G
Shade Material	Polycarbonate
Shade Colour/Finish	Gold, Mirrored
Base Code	SC01GEU
Base Material	Steel
Base Colour/Finish	Gold, Polished
Service Offer	Collection



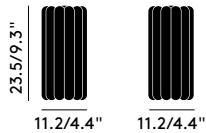
PRESS TABLE LIGHT LED



Press is a series of lights made from the thickest and most transparent glass with a satisfyingly rounded linear surface detail. This year, the table light joins the Press collection, a solid weight and timeless design which includes a metal dome cap that can be interchanged depending on the customer's colour preference - silver, gold and black colour options. The metal dome cap can be interchanged depending on the customer's colour preference - silver, gold and black caps are available.

CLEAR	
Code	PRT11CL-TUN01M1
Shade/Base Code	PRT11CL
Shade Material	Glass
Shade Colour/Finish	Clear, Gloss
Fitting Code	LEDTC01UN
Fitting Material	Glass
Fitting Colour/Finish	Silver, Glass
Service Offer	New

Year of Design	2022
Product Weight	2.8kg
Finishing Process	Pressed
Power Method	Mains
Cable Spec	UL E348531 2x0,75mm2, 300V, 80°C
Cable Type/Length	Black Fabric, 250cm
Light Source	6W LED
Max Wattage	7.5W
Lumens	720
CRI	>90
Colour Temperature	2700K (Standard) 3000K accessory available
Dimmability	Inline Dimmable
Voltage	100-240V
Environment	Indoor
Spares	LEDRING12A; LEDTC01UN
Certification/Electrical Class	Certified for NZ/AUS



STONE PORTABLE LED



OFF



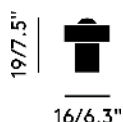
ON

The hard, semi-precious material which bears a unique fingerprint has transfixed architects, sculptors and designers for millennia, and for us too this is the dream material - tough yet tactile, heavy and long-lasting. A stainless-steel silver finish joins the Stone Portable collection, which was driven by demand from the market for a more neutral finish.

WHITE

Code	STPO01SSUN
Shade Material	Marble
Shade Colour/Finish	White, Polished
Base Material	Marble
Base Colour/Finish	White, Polished
Service Offer	New

Year of Design	2021
Product Weight	2.30kg
Finishing Process	Polished
Power Method	Rechargeable
Battery Operating Time	Approx 6-9 hours
Battery Charging Time	Approx 5 hours
Cable Spec	AWM 2464 22AWG VW-1 1A 80 °C 300V
Cable Type/Length	USB-A to Magnetic, 200cm
Light Source	3W LED
Max Wattage	3W
Lumens	160
CRI	>90
Colour Temperature	3000K
Dimmability	Touch Dimmable
Voltage	5V
Environment	Indoor, IP20
Spares	LEDPB02; POBAT01; POMC01
Certification/Electrical Class	Certified for NZ/AUS



STONE PORTABLE LED



OFF



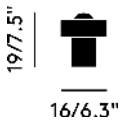
ON

Stone is inspired by the materiality of the same marble used to build the Taj Mahal. The hard, semi-precious stone bears a unique fingerprint – tactile, heavy and long-lasting. Stone is characterised by a solid outer marble ring that appears to be floating around the light source giving out a soft halo effect. Stone Portable LED has an integrated touch dimmer and offers up to 9 hours of battery life.

WHITE

Code	STPO01UN
Shade Material	Marble
Shade Colour/Finish	White, Polished
Base Material	Marble
Base Colour/Finish	White, Polished
Service Offer	New

Year of Design	2021
Product Weight	2.30kg
Finishing Process	Polished, Plated
Power Method	Rechargeable
Battery Operating Time	Approx 6-9 hours
Battery Charging Time	Approx 5 hours
Cable Spec	AWM 2464 22AWG VW-1 1A 80 °C 300V
Cable Type/Length	USB-A to Magnetic, 200 cm
Light Source	3W LED
Max Wattage	3W
Lumens	160
CRI	>90
Colour Temperature	3000K
Dimmability	Touch Dimmable
Voltage	5V
Environment	Indoor, IP20
Spares	LEDPB02, POBAT01, POMC01
Certification/Electrical Class	Certified for NZ/AUS





PENDANT SYSTEMS



MELT TRIO ROUND LED

Gold	MLPS04G-PEUM4
Silver	MLPS04CH-PEUM4
Copper	MLPS04C-PEUM4
Smoke	MLPS04SM-PEUM4

Cluster Dimensions	81cm
Surface Mount Dimensions	58cm
Weight (Inc Canopy)	10.6kg
No. of Boxes	7
Drop from Ceiling	200cm



MELT MINI ROUND LED

Gold	MLPS05G-PEUM4
Silver	MLPS05CH-PEUM4
Copper	MLPS05C-PEUM4
Smoke	MLPS05SM-PEUM4

Cluster Dimensions	73cm
Surface Mount Dimensions	58cm
Weight (Inc Canopy)	12kg
No. of Boxes	11
Drop from Ceiling	200cm



MELT LARGE ROUND LED

Gold	MLPS06G-PEUM4
Silver	MLPS06CH-PEUM4
Copper	MLPS06C-PEUM4
Smoke	MLPS06SM-PEUM4

Cluster Dimensions	95cm
Surface Mount Dimensions	58cm
Weight (Inc Canopy)	14.6kg
No. of Boxes	11
Drop from Ceiling	200cm



MELT MEGA ROUND LED

Gold	MLMS02G-PEUM4
Silver	MLMS02CH-PEUM4
Copper	MLMS02C-PEUM4
Smoke	MLMS02SM-PEUM4

Cluster Dimensions	154cm
Surface Mount Dimensions	148cm
Weight (Inc Canopy)	43.2kg
No. of Boxes	23
Drop from Ceiling	200cm



MELT TRIO ROUND LED

Opal with Silver Fitting MLPS04OP-PEUM4
Opal with Gold Fitting MLPS04OPG-PEUM4

Cluster Dimensions 81cm
Surface Mount Dimensions 58cm
Weight (Inc Canopy) 10.6kg
No. of Boxes 7
Drop from Ceiling 200cm



MELT MINI ROUND LED

Opal with Silver Fitting MLPS05OP-PEUM4
Opal with Gold Fitting MLPS05OPG-PEUM4

Cluster Dimensions 73cm
Surface Mount Dimensions 58cm
Weight (Inc Canopy) 12kg
No. of Boxes 11
Drop from Ceiling 200cm



MELT LARGE ROUND LED

Opal with Silver Fitting MLPS06OP-PEUM4
Opal with Gold Fitting MLPS06OPG-PEUM4

Cluster Dimensions 95cm
Surface Mount Dimensions 58cm
Weight (Inc Canopy) 14.6kg
No. of Boxes 11
Drop from Ceiling 200cm



MELT MEGA ROUND LED

Opal with Silver Fitting MLMS02OP-PEUM4
Opal with Gold Fitting MLMS02OPG-PEUM4

Cluster Dimensions 154cm
Surface Mount Dimensions 148cm
Weight (Inc Canopy) 43.2kg
No. of Boxes 23
Drop from Ceiling 200cm



GLOBE TRIO ROUND LED

Silver	GLPS03CH-PEUM4
Copper	GLPS03CO-PEUM4
Opal	GLPS03OP-PEUM4
Cluster Dimensions	58cm
Surface Mount Dimensions	58cm
Weight (Inc Canopy)	10.6kg
No. of Boxes	7
Drop from Ceiling	200cm



GLOBE MINI ROUND LED

Silver	GLPS02CH-PEUM4
Copper	GLPS02CO-PEUM4
Opal	OLPS0101-PEUM4
Cluster Dimensions	73cm
Surface Mount Dimensions	58cm
Weight (Inc Canopy)	12kg
No. of Boxes	11
Drop from Ceiling	200cm



GLOBE MINI LINEAR LED

Silver	GLPS04CH-PEUM4
Copper	GLPS04CO-PEUM4
Opal	GLPS04OP-PEUM4
Cluster Dimensions	159cm
Surface Mount Dimensions	159cm
Weight (Inc Canopy)	14.5kg
No. of Boxes	11
Drop from Ceiling	100cm



MIRROR BALL RANGE ROUND LED

Silver	MBPS02-PEUM4
Gold	MBPS02G-PEUM4
Cluster Dimensions	95cm
Surface Mount Dimensions	58cm
Weight (Inc Canopy)	12kg
No. of Boxes	7
Drop from Ceiling	200cm



MIRROR BALL 40CM/16IN ROUND LED

Silver	MBPS01-PEUM4
Gold	MBPS01G-PEUM4
Cluster Dimensions	58cm
Surface Mount Dimensions	58cm
Weight (Inc Canopy)	14.5kg
No. of Boxes	7
Drop from Ceiling	200cm



MIRROR BALL 25CM/10IN LINEAR LED

Silver	MBPS03-PEUM4
Gold	MBPS03G-PEUM4
Cluster Dimensions	159cm
Surface Mount Dimensions	159cm
Weight (Inc Canopy)	14.5kg
No. of Boxes	11
Drop from Ceiling	100cm



COPPER 25CM/10IN ROUND LED

Copper	CLPS02-PEUM4
Cluster Dimensions	70cm
Surface Mount Dimensions	58cm
Weight (Inc Canopy)	11.7kg
No. of Boxes	11
Drop from Ceiling	200cm



COPPER RANGE ROUND LED

Copper	CLPS04-PEUM4
Cluster Dimensions	95cm
Surface Mount Dimensions	58cm
Weight (Inc Canopy)	13.5kg
No. of Boxes	9
Drop from Ceiling	200cm



COPPER RANGE ROUND LED

Copper	CLPS04-PEUM4
Cluster Dimensions	78cm
Surface Mount Dimensions	58cm
Weight (Inc Canopy)	10.9kg
No. of Boxes	7
Drop from Ceiling	200cm



BEAT TRIO ROUND LED

Black	BLPS01-PEUM4
Brass	BLPS01B-PEUM4
White	BLPS01WH-PEUM4

Cluster Dimensions	68cm
Surface Mount Dimensions	58cm
Weight (Inc Canopy)	13kg
No. of Boxes	7
Drop from Ceiling	200cm



BEAT RANGE ROUND LED

Black	BLPS02-PEUM4
Brass	BLPS02B-PEUM4
White	BLPS02WH-PEUM4


Cluster Dimensions	85cm
Surface Mount Dimensions	58cm
Weight (Inc Canopy)	19kg
No. of Boxes	9
Drop from Ceiling	200cm



BEAT TRIO LINEAR LED

Black	BLPS04-PEUM4
--------------	--------------

Cluster Dimensions	170cm
Surface Mount Dimensions	159cm
Weight (Inc Canopy)	20.8kg
No. of Boxes	7
Drop from Ceiling	100cm



BEAT RANGE LINEAR LED

Black	BLPS03-PEUM4
Brass	BLPS03B-PEUM4
White	BLPS03WH-PEUM4

Cluster Dimensions	156cm
Surface Mount Dimensions	159cm
Weight (Inc Canopy)	23.2kg
No. of Boxes	13
Drop from Ceiling	100cm



PUFF TRIO ROUND LED

Brass PULPS01BR-PEUM4
Stainless Steel PULPS01SS-PEUM4

Cluster Dimensions	88cm
Surface Mount Dimensions	58cm
Weight (Inc Canopy)	18kg
No. of Boxes	7
Drop from Ceiling	200cm



PUFF MEGA ROUND LED
































Brass PULMS01BR-PEUM4
Stainless Steel PULMS01SS-PEUM4

Cluster Dimensions	175cm
Surface Mount Dimensions	148cm
Weight (Inc Canopy)	43.5kg
No. of Boxes	21
Drop from Ceiling	200cm


































LIGHTING ADDENDUM

CHANDELIERS

								
		Mini Chandelier Fitting Silver LEDC04CHEU	Mini Chandelier Fitting Gold LEDC04GOEU	Small Chandelier Fitting Silver LEDC02CHEU	Small Chandelier Fitting Gold LEDC01GOEU	Large Chandelier Fitting Silver LEDC02CHEU	Large Chandelier Fitting Gold LEDC02GOEU	Burst Chandelier Fitting Black LEDC03BKEU
Melt Mini Silver 25cm MES02CH		•	•					
Melt Mini Gold 25cm MES02G		•	•					
Melt Mini Copper 25cm MES02CO		•	•					
Melt Mini Smoke 25cm MES02SM		•	•					
Melt Mini Opal 25cm MES02OP		•	•					
Melt Silver 50cm MES01CH				•	•	•	•	•
Melt Gold 50cm MES01G				•	•	•	•	•
Melt Copper 50cm MES01CO				•	•	•	•	•
Melt Smoke 50cm MES01SM				•	•	•	•	•
Melt Opal 50cm MES01OP				•	•	•	•	•
Globe Mini Silver 25cm GLS01CH		•	•					
Globe Mini Copper 25cm GLS01CO		•	•					
Globe Mini Opal 25cm OPS0101		•	•					
Globe Silver 50cm GLS02CH				•	•	•	•	•
Globe Copper 50cm GLS02CO				•	•	•	•	•
Globe Opal 50cm OPS0102				•	•	•	•	•
Mirror Ball Mini Silver 25cm		•	•					
Mirror Ball MiniGold 25cm		•	•					
Mirror Ball Silver 40cm MBB40A				•	•	•	•	•
Mirror Ball Gold 40cm MBB40G				•	•	•	•	•
Mirror Ball Silver 50cm MBB50A				•	•	•	•	•
Mirror Ball Gold 50cm MBB50G				•	•	•	•	•
Copper 18in COS02CO				•	•	•	•	•
Copper Wide COS03CO				•	•	•	•	•
Shade Quantity		4	4	4	4	7	7	12

For ordering process please contact Customer Services for more information

TABLE & FLOOR

							
		Small Cone Fat Table Fitting Black	Small Cone Fat Table Fitting Silver	Cone Slim Floor Fitting Black	Cone Fat Floor Fitting Black	Cone Fat Floor Fitting Silver	Standing Chandelier Gold
Base		CONT01BKUN	CONT01SSUN	CONF04BKUN	CONF03BKUN	CONF03SSUN	SC01GEU
Cable Set		LEDTC01UN	LEDTC01UN	LEDFC01UN	LEDFC01UN	LEDFC01UN	
BOM Header		CONT01-TUN01M1	CONT01SS-	CONF04BK-FUN01M1	CONF03-FUN01M1	CONF03SS-FUN01M1	
Melt Silver Mini 25cm MES02CH		•	•				•
Melt Gold Mini 25cm MES02G		•	•				•
Melt Copper Mini 25cm		•	•				•
Melt Smoke Mini 25cm MES02SM		•	•				•
Melt Mini Opal 25cm		•	•				•
Globe Silver 25cm GLS01CH		•	•				•
Globe Copper 25cm GLS01CO		•	•				•
Globe Opal 25cm OPS0101		•	•				•
Mirror Ball Silver 25cm MBB25A		•	•				•
Mirror Ball Gold 25cm MBB25G		•	•				•
Copper 25cm COS01CO		•	•				•
Melt Silver 50cm MES01CH				•	•	•	•
Melt Gold 50cm MES01G				•	•	•	•
Melt Copper 50cm MES01CO				•	•	•	•
Melt Smoke 50cm MES01SM				•	•	•	•
Melt Opal 50cm				•	•	•	•
Globe Silver 50cm				•	•	•	•
Globe Copper 50cm				•	•	•	•
Globe Opal 50cm				•	•	•	•
Mirror Ball Silver 40cm				•	•	•	•
Mirror Ball Gold 40cm				•	•	•	•
Mirror Ball Silver 50cm				•	•	•	•
Mirror Ball Gold 50cm				•	•	•	•
Copper 45cm				•	•	•	
Copper Wide				•	•	•	
Shade Quantity		1	1	1	1	1	3 x 25cm

For ordering process please contact Customer Services for more information

PENDANT SYSTEM INFORMATION

Bespoke Pendant Systems

You can order a bespoke pendant system as long as your order abides by the following constraints:

Round surface mount	20kgs (44.09lbs)
Linear surface mount	20kgs (44.09lbs)
Mega surface mount	52kgs (115lbs)

Round and Linear Surface Mount

Made from laser cut steel and vacuum formed plastic, the Pendant System is a mechanically engineered complete lighting solution for suspending multiple Tom Dixon lighting configurations and conceals unsightly wiring.

Maximum quantity of pendants per ceiling surface mount: 5

Mega

The Mega ceiling surface mount is made from an aluminium plate with a raw, industrial style finish, offering up to 215 hole positions. Each style can be customised by simply drilling a hole in the desired position.

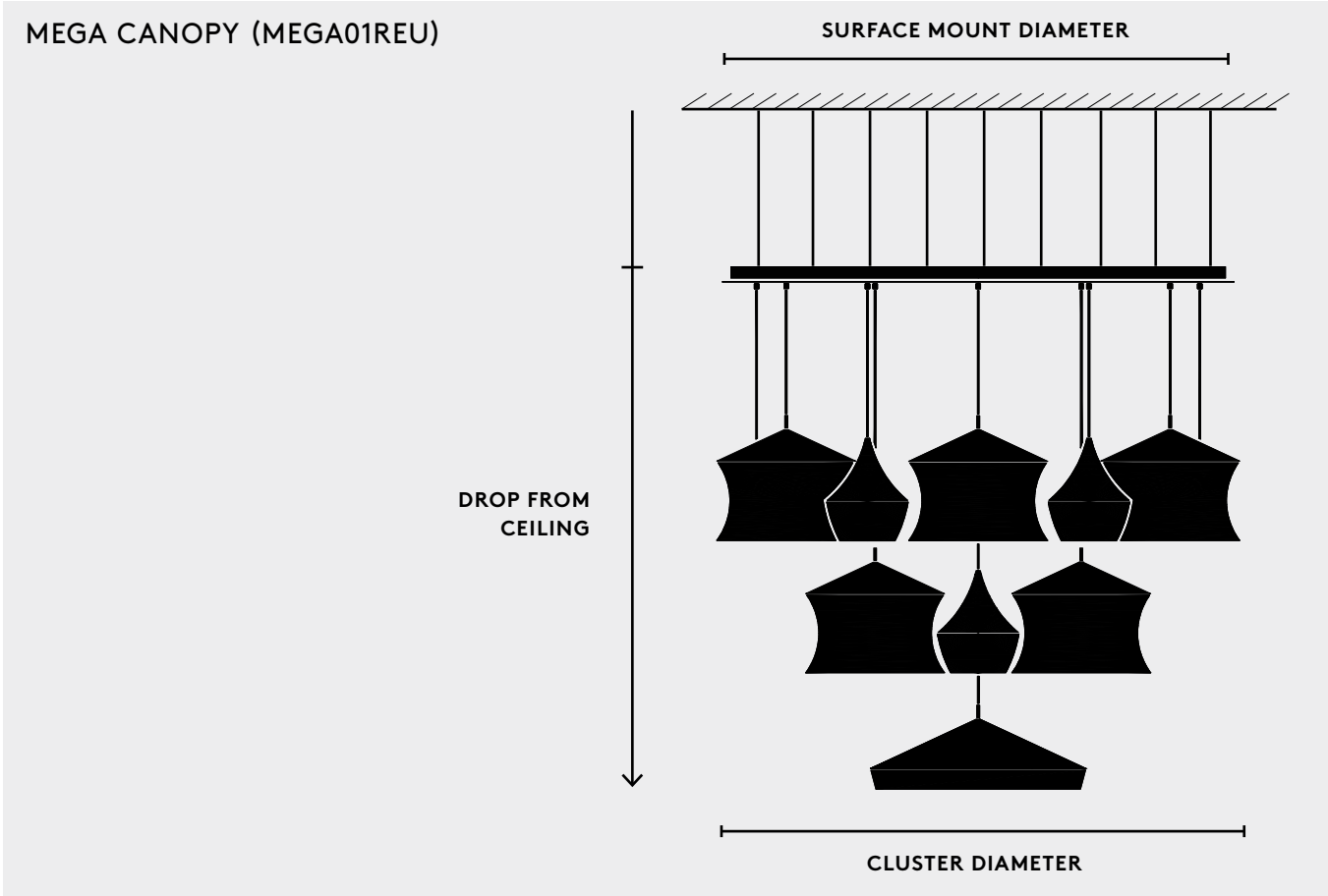
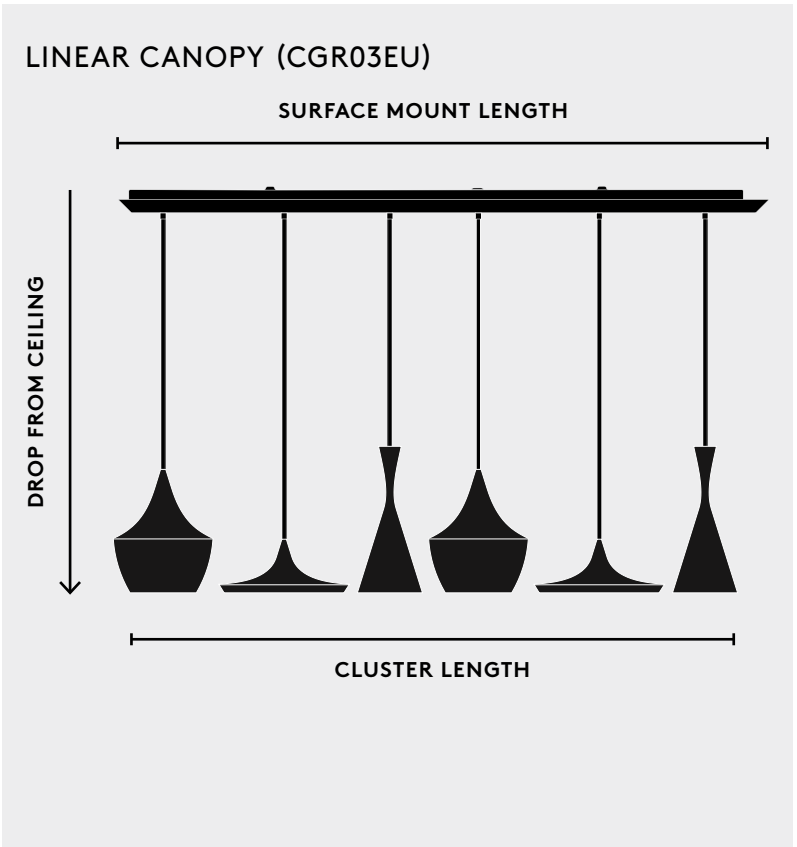
Maximum quantity of pendants per ceiling surface mount: 19

Installation

To assist with installation, the surface mounts have etched hole markings with easy to follow co-ordinates, allowing for a flexible positioning of pendants within a cluster.

Detailed plans of the configurations and co-ordinates for multiple product clusters are available to download directly from the Tom Dixon website. In addition, all of our surface mounts can be primed and painted to compliment any interior environment.

MEASUREMENT GUIDE









FITTINGS




	Ceiling Rose Finish	Shape	Celing Rose Diameter	Cable Type	Cable Length	Light Ranges	Tailor Made Cable Length *
	Matt Black Steel	Cone	12.5cm	Black Fabric	250cm	Beat Fat, Beat Tall, Beat Wide; Void, Void Mini	No
	Matt Black Steel	Cone	12.5cm	Black Fabric & Tensile Wire	250cm	Beat Stout, Beat Flat, Beat Waist	No
	Matt Black Steel	Dome	13cm, 16cm, 19cm	Black Fabric & Tensile Wire	250cm	Spring Small, Spring Medium, Spring Large	No
	Polished Black Steel	Cone	11.5cm	Black Fabric	250cm	Globe 25cm, 50cm; Puff Stainless Steel	No
	Polished Black Steel	Dome	25.4cm	Black Fabric & Tensile Wire	250cm	Melt Burst; Globe Burst	No
	Polished Silver Steel	Dome	11.5cm	Clear	250cm	Melt Silver, Melt Mini Silver, Melt Smoke, Melt Mini Smoke, Melt Opal, Melt Mini Opal; Mirror Ball Silver 25cm, 40cm, 50cm	Yes
	Polished Silver Steel	Dome	25.4cm	Clear with Intergrated Cable Wire	250cm	Melt Silver and Opal Mini, Small & Large Chandelier, Melt Smoke Mini, Small & Large Chandelier; Globe Silver Mini, Small and Large Chandelier	No
	Polished Gold Steel	Dome	11.5cm	Clear	250cm	Melt Gold, Melt Mini Gold Melt Smoke, Melt Mini Smoke, Melt Opal, Melt Mini Opal; Mirror Ball Gold 25cm, 40cm, 50cm	Yes
	Polished Gold Steel	Dome	25.4cm	Clear with Intergrated Cable Wire	250cm	Melt Gold and Opal Mini, Small & Large Chandelier, Melt Copper Mini, Small & Large Chandelier; Globe Mini Copper Mini, Small and Large Chandelier	No
	Polished Gold Steel	Dome	11.5cm	Black Fabric	250cm	Stone Pendant	No
	Brushed Gold Steel	Cone	12.5cm	Black Fabric	250cm	Etch 32cm, 50cm, Etch Web; Puff Brass	No
	Polished Copper Steel	Dome	11.5cm	Clear	250cm	Melt Copper, Melt Mini Copper; Copper Round 25cm, 45cm, Copper Wide	Yes
	Polished Clear Glass	Dome	14.5cm	Clear with Integrated Tensile Wire	250cm	Press Sphere, Press Cone, Press Mini Sphere	No

* For contract orders the fitting may be modified by purchasing additional cable to a tailored length. Please contact Customer Services for more information. Please note any changes made to your Tom Dixon light will void any warranties.

CERTIFICATION

	EN 60598-1 +2	Manufacturer's declaration that the product meets EU standards for health, safety, and environmental protection. Indicates conformity in: European Union
	UK Conformity Assessed BS 60598-1 +2	Post Brexit UK product marking that is used for goods being placed on the market in Great Britain. Required from 1 January 2022. Indicates conformity in: England, Scotland and Wales
	IECEE CB Scheme IEC 60598-1 +2 EN 55015 EN 61547 ENIEC61000-3-2 EN 61000-3-3	International Electrotechnical Commission conformity system, for mutual acceptance of test reports and certificates dealing with the safety of electrical and electronic products. Indicates conformity in: All member countries of CENELEC (Austria, Belgium, Bulgaria, Croatia, Cyprus, the Czech Republic, Denmark, Estonia, Finland, Former Yugoslav Republic of Macedonia, France, Germany, Greece, Hungary, Iceland, Ireland, Italy, Latvia, Lithuania, Luxembourg, Malta, the Netherlands, Norway, Poland, Portugal, Romania, Slovakia, Slovenia, Spain, Sweden, Switzerland, Turkey and the United Kingdom)
NZ/AUS	CB + Australia & New Zealand	The product has undergone additional CB certification and testing. Indicates conformity in: Australia & New Zealand
	3C / CCC GB7000.1 +2 GB/T17743 GB17625.1	Products covered by the China Compulsory Certification scope must comply with national standards and technical regulations. Indicates conformity in: China
	cULus UL 1598 UL 153 UL 8750	The product has met UL's safety requirements for both the United States of America and Canada Indicates conformity in: US & Canada
	Federal Communications Commission CFR, Title 47, Part15B ICES-005	Indicates that the electromagnetic radiation from the device is below the limits specified by the Federal Communications Commission Indicates conformity in: US & Canada
T20	California Title 20	The product has been conformity assessed according to the requirements set by the California Energy Commission. (IES LM79-08) Indicates conformity in: California
T24	California Title 24	The product has been conformity assessed according to the requirements set by the California Energy Commission. (JA8 & JA10) Indicates conformity in: California

ELECTRICAL CLASS (NON-UL PRODUCTS ONLY)

	Class I (Earthed)	Protection against electric shock is provided by an (Earthing) conductor. This prevents accessible conductive parts from becoming become live in the event of a failure of the basic insulation.
	Class II (Double Insulated)	Double or reinforced insulation is provided as protection against electric shock. No provision for protective earthing or reliance upon installation conditions is required.
	Class III (SELV)	Protection against electric shock relies on supply at safety extra-low voltage (SELV). Voltages higher than those of SELV are not generated.

IP RATING

EU / CB / CCC Version	UL Version
IP20 - Solid-object proof The minimum standard of ingress protection for lighting products. Protection against solid objects only	Dry Location A location not normally subject to dampness
IP44 - Splash-Proof Suitable for bathroom Zone 2 and covered outdoor areas	Damp Location Interior or Exterior location that is periodically subject to condensation or moisture
IP55 - Jet-proof Suitable for bathroom Zone 2 and uncovered outdoor areas	Wet Location A location in which water or other liquid can drip, splash or flow on or against the product

Tom Dixon lighting is not suitable for extreme conditions such as particularly dusty environments, acid rain or continuous direct sunlight

DIMMER COMPATIBILITY

Type	Description	Compatible with Tom Dixon Light
Leading Edge Forward Phase, TRIAC	AC Mains voltage. Original and most common household dimming method. Commonly used on incandescent lighting	Yes
Trailing Edge Reverse Phase, ELV	AC Mains voltage. Electronic dimming designed for LED lighting	Yes
0-10v	Uses a signal of 0-10V to control dimming function. Common in commercial applications.	No
DALI	Digital addressable lighting interface. Uses an additional pair of wires to digitally control each light fitting independently.	No

To make Tom Dixon Lights compatible with other dimming systems, the product may be modified, it is recommended customers consult with a Lighting Engineer. Please note any changes made to your Tom Dixon light will void any warranties.

Our light fittings come with either a 3000K or 2700K light setting as standard. 3000K and 2700K are both warm lights. Additional LED accessories can be purchased, as well as spares for replacing drivers, cables or batteries to extend the life of your product. Depending on your colour temperature preference, a replaceable 3000K or 2700K LED ring accessory can be purchased and manually changed.

2700K

3000K

LIGHTING SPARES

LIGHTING SPARES

STANDARD COLOUR TEMPERATURE	RANGE	LED RING ACCESSORY (3000K)	LED RING ACCESSORY (2700K)	DRIVER SPARE	CABLE SPARE	BATTERY SPARE
PENDANTS						
3000K	Melt, Globe, Mirror Ball, Copper, Stone	LEDRING01Y	LEDRING11Y	LEDDRIVER01EU		
3000K	Spring	LEDRING01T	LEDRING11T	LEDDRIVER01EU		
2700K	Press	LEDRING01T	LEDRING11T	LEDDRIVER01EU		
SURFACE						
3000K	Melt, Globe, Mirror Ball, Copper, Stone	LEDRING01Y	LEDRING11Y	LEDDRIVER01EU		
3000K	Spring	LEDRING01T	LEDRING11T	LEDDRIVER01EU		
2700K	Press	LEDRING01T	LEDRING11T	LEDDRIVER01EU		
3000K	Void	LEDRING01Y	LEDRING11Y	LEDDRIVER01EU		
TABLE						
3000K	Melt, Globe, Mirror Ball, Copper, Cone Base, Bell	LEDRING02A	LEDRING12A		LEDTC01UN	
2700K	Press	LEDRING02A	LEDRING12A		LEDTC01UN	
FLOOR						
3000K	Melt, Globe, Mirror Ball, Copper, Cone Base	LEDRING02A	LEDRING12A		LEDFC01UN	
FIXED CHANDELIERS						
3000K	Melt, Globe, Mirror Ball, Copper (Mini)	LEDRING02A	LEDRING12A	LEDCDRIVER01EU		
3000K	Melt, Globe, Mirror Ball, Copper (Small)	LEDRING02A	LEDRING12A	LEDCDRIVER01EU		
3000K	Melt, Globe, Mirror Ball, Copper (Large)	LEDRING02A	LEDRING12A	LEDCDRIVER02EU		
3000K	Melt, Globe, Mirror Ball, Copper (Burst)	LEDRING02A	LEDRING12A	LEDCDRIVER02EU		
PORTABLES						
3000K	Melt	LEDPB01			POMC01	POBAT01
3000K	Bell, Stone	LEDPB02			POMC01	POBAT01

LIGHTING SPARES

SKU	DESCRIPTION
LEDRING01T	Tom Dixon CC LED Ring (T) 3000K
LEDRING01Y	Tom Dixon CC LED Ring (Y) 3000K
LEDRING02A	Tom Dixon CV LED Ring 3000K
LEDRING11T	Tom Dixon CC LED Ring (T) 2700K
LEDRING11Y	Tom Dixon CC LED Ring (Y) 2700K
LEDRING12A	Tom Dixon CV LED Ring 2700K
LEDPB01	Tom Dixon Portable LED G4 Bulb 3000K
LEDPB02	Tom Dixon Portable LED Ring 3000K
POBAT01	Tom Dixon Portable Battery
POMC01	Tom Dixon Portable Magnetic Cable 2m
LEDDRIVER01EU	Tom Dixon CC Driver 100-120V EU
LEDCDRIVER01EU	Mini & Small Chandelier Driver 30W EU
LEDCDRIVER02EU	Large Chandelier Driver 75W EU



FURNITURE

FURNITURE BY FAMILY



Bird Chaise



Fan Stool Black



Fan Stool Natural



Fan Dining Chair Black



Fan Dining Chair Natural



Fan Lounge Chair Black



Fan Lounge Chair Natural



Fan Table 60cm Black



Fan Table 60cm Black



Fan Table 60cm Natural



Fan Table 60cm Natural



Fan Table 90cm Black



Fan Table 90cm Black



Fan Table 90cm Natural



Fan Table 90cm Natural



Fat Dining Chair



Fat Stool 65cm



Fat Stool 75cm



Fat Lounge Chair



Flash Table Rectangle Black



Flash Table Rectangle Brass



Flash Table Circle Black



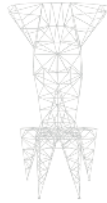
Flash Table Circle Brass



Flash Table Square Black



Flash Table Square Brass



Pylon Chair White



S Chair



Screw Side Table 60cm



Screw Side Table 60cm



Screw Cafe Table 60cm



Screw Cafe Table 60cm



Screw Cafe Table 90cm



Screw Cafe Table 90cm



Slab Stool Black / Side Table



Slab Stool Natural



Slab Stool Upholstered Black



Slab Stool Upholstered Natural



Slab Bar Stool Black



Slab Bar Stool Natural



Slab Dining Chair Black



Slab Dining Chair Natural



Slab Dining Chair Upholstered Black



Slab Dining Chair Upholstered



Slab Desk 120cm Black



Slab Desk 120cm Natural



Slab Desk 120cm Fumed



Slab Round Table 90cm Black



Slab Round Table 90cm Natural



Slab Round Table 120cm Black



Slab Round Table 120cm Natural



Slab Table 200cm Black



Slab Table 200cm Natural



Slab Table 240cm Black



Slab Table 240cm Natural



Stone Table Rectangle Pebble



Stone Table Circle Pebble



Stone Table Square Pebble



Swirl Table Small



Swirl Table Medium



Swirl Table Large



Tube Dining Table 60cm Black



Tube Dining Table 60cm Black



Tube Dining Table 60cm Brass



Tube Dining Table 60cm Brass



Tube Dining Table 90cm Black



Tube Dining Table 90cm Black



Tube Dining Table 90cm Brass



Tube Dining Table 90cm Brass



Tube High Table 60cm Black



Tube High Table 60cm Black



Tube High Table 60cm Brass



Tube High Table 60cm Brass



Tube High Table 90cm Black



Tube High Table 90cm Black



Tube High Table 90cm Brass



Tube High Table 90cm Brass



Tube Wide Table 120cm Black



Tube Wide Table 120cm Black



Wingback Micro Chair



Wingback Chair



Wingback Ottoman



CHAIRS & STOOLS

FAN STOOL



Fan is a modern take on the classical Windsor design. A British archetype converted to a contemporary silhouette, creating an exclamation mark in any space with a semi-transparent structure that takes up minimal visual mass. Crafted in oak or birch wood and formed from a series of machined wooden spindles, Fan seating features a tapering, conical base and comes with an upholstered leather seat.

Year of Design	2012
Product Weight	3.80kg
Foam Certification	BS 5852 Part 2: 1982 ignition source 5 (UK Sch 1 Part 1)

BLACK	
Top Code	FAP01BL
Top Material	Leather, Plywood
Top Colour/Finish	Black
Base Code	FAB01BL
Base Material	Solid Birch
Base Colour/Finish	Black, Matte Lacquered
Service Offer	Collection

NATURAL	
Top Code	FAP01BL
Top Material	Leather, Plywood
Top Colour/Finish	Black
Base Code	FAB02NA
Base Material	Solid Oak
Base Colour/Finish	Natural, Matte Lacquered
Service Offer	Collection



FAN DINING CHAIR

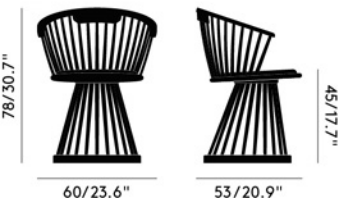


Fan is a modern take on the classical Windsor design. A British archetype converted to a contemporary silhouette, creating an exclamation mark in any space with a semi-transparent structure that takes up minimal visual mass. Crafted in oak or birch wood and formed from a series of machined wooden spindles, Fan seating features a tapering, conical base and comes with an upholstered leather seat.

Year of Design	2012
Product Weight	8.00kg
Foam Certification	BS 5852 Part 2: 1982 ignition source 5 (UK Sch 1 Part 1)

BLACK	
Code	FAD01BL
Material	Solid Birch, Leather, Plywood
Colour/Finish	Black, Matte Lacquered
Service Offer	Collection

NATURAL	
Code	FAD02NA
Material	Solid Oak, Leather, Plywood
Colour/Finish	Black, Natural, Matte Lacquered
Service Offer	Collection



FAN LOUNGE CHAIR

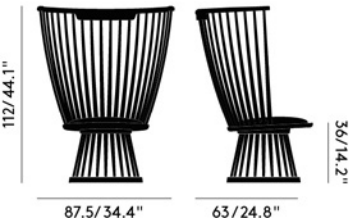


Fan is a modern take on the classical Windsor design. A British archetype converted to a contemporary silhouette, creating an exclamation mark in any space with a semi-transparent structure that takes up minimal visual mass. Crafted in ash wood and formed from a series of machined wooden spindles, Fan seating features a tapering, conical base and comes with an upholstered leather seat.

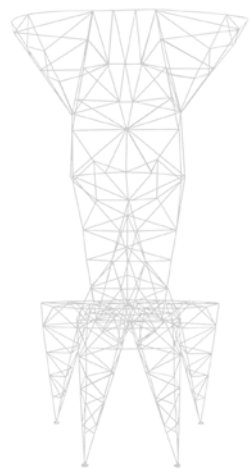
Year of Design	2010
Product Weight	14.00kg
Foam Certification	BS 5852 Part 2: 1982 ignition source 5 (UK Sch 1 Part 1)

BLACK	
Code	FAC01BL
Material	Solid Ash, Leather, Plywood
Colour/Finish	Black, Matte Lacquered
Service Offer	Collection

NATURAL	
Code	FAC01NA
Material	Solid Ash, Leather, Plywood
Colour/Finish	Black, Natural, Matte Lacquered
Service Offer	Collection



PYLON CHAIR

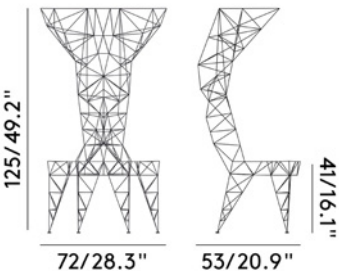


Created on a self-propelled mission to design the world's lightest metal chair, Pylon was made in a small series in Dixon's metal workshop in the early 90's. A celebration of the triangle's simple symmetrical shape, Pylon is lightweight, occasional furniture with lattice work of 3mm diameter steel rod, which is triangulated for maximum strength, an exercise in pure unadorned structure.

Year of Design 1991
Product Weight 3.20kg

WHITE

Code	PYC01W
Material	Steel
Colour/Finish	White, Gloss Powder Coat
Service Offer	Collection



SLAB STOOL / SIDE TABLE



Celebrating the natural beauty of oak, Slab is constructed in angular forms of inviting simplicity. Each piece has generous proportions, solid materiality and is softened with a gentle radius edge. Slab is made from solid oak, sourced from sustainably-managed forests. The surface of the wood is deeply brushed to expose its natural grain. Slab Stool comes with leather seat or unupholstered.

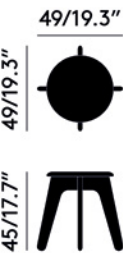
Year of Design	2022
Product Weight	4.00kg
Certification	BS EN 16139: 2013 Level 1, BS EN 15372: 2016 Level 2

BLACK

Code	SLS01BL
Material	Solid Oak, Plywood
Colour/Finish	Black, Brushed, Matte Lacquered
Service Offer	New

NATURAL

Code	SLS01NA
Material	Solid Oak, Plywood
Colour/Finish	Natural, Brushed, Matte Lacquered
Service Offer	New



SLAB STOOL UPHOLSTERED

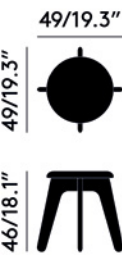


Celebrating the natural beauty of oak, Slab is constructed in angular forms of inviting simplicity. Each piece has generous proportions, solid materiality and is softened with a gentle radius edge. Slab is made from solid oak, sourced from sustainably-managed forests. The surface of the wood is deeply brushed to expose its natural grain. Slab Stool comes with leather seat or unupholstered.

Year of Design	2022
Product Weight	3.60kg
Foam Certification	BS 5852 Part 2: 1982 ignition source 5 (UK Sch 1 Part 1)
Certification	BS EN 16139: 2013 Level 1

BLACK	
Code	SLSU01BL
Material	Solid Oak, Plywood, Leather, Foam
Colour/Finish	Black, Brushed, Matte Lacquered
Service Offer	New

NATURAL	
Code	SLSU01NA
Material	Solid Oak, Plywood, Leather, Foam
Colour/Finish	Natural, Brushed, Matte Lacquered
Service Offer	New



SLAB BAR STOOL



Celebrating the natural beauty of oak, Slab is constructed in angular forms of inviting simplicity. Each piece has generous proportions, solid materiality and is softened with a gentle radius edge. Slab is made from solid oak, sourced from sustainably-managed forests. The surface of the wood is deeply brushed to expose its natural grain.

Year of Design	2008
Product Weight	8.40kg
Certification	BS EN 16139: 2013 Level 1

BLACK	
Code	WOS01BL
Material	Solid Oak
Colour/Finish	Black, Brushed, Matte Lacquered
Service Offer	Collection

NATURAL	
Code	WOS03NA
Material	Solid Oak
Colour/Finish	Natural, Matte Lacquered
Service Offer	Collection



SLAB DINING CHAIR



Celebrating the natural beauty of oak, Slab is constructed in angular forms of inviting simplicity. Each piece has generous proportions, solid materiality and is softened with a gentle radius edge. Slab is made from solid oak, sourced from sustainably-managed forests. The surface of the wood is deeply brushed to expose its natural grain. Slab Dining Chair comes with leather seat or unupholstered.

Year of Design	2018
Product Weight	7.00kg
Certification	BS EN 16139: 2013 Level 1

BLACK	
Code	SLC01BL
Material	Solid Oak
Colour/Finish	Black, Brushed, Matte Lacquered
Service Offer	Collection

NATURAL	
Code	SLC01NA
Material	Solid Oak
Colour/Finish	Natural, Brushed, Matte Lacquered
Service Offer	Collection



SLAB DINING CHAIR

UPHOLSTERED



Celebrating the natural beauty of oak, Slab is constructed in angular forms of inviting simplicity. Each piece has generous proportions, solid materiality and is softened with a gentle radius edge. Slab is made from solid oak, sourced from sustainably-managed forests. The surface of the wood is deeply brushed to expose its natural grain. Slab Dining Chair comes with leather seat or unupholstered.

Year of Design	2018
Product Weight	7.00kg
Foam Certification	BS 5852 Part 2: 1982 ignition source 5 (UK Sch 1 Part 1)
Certification	BS EN 16139: 2013 Level 1

BLACK	
Code	SLU01BL
Material	Solid Oak, Leather, Foam
Colour/Finish	Black, Brushed, Matte Lacquered
Service Offer	Collection

NATURAL	
Code	SLU01NA
Material	Solid Oak, Leather, Foam
Colour/Finish	Natural, Black, Brushed, Matte Lacquered
Service Offer	Collection





TABLES

FAN TABLE 60CM



Fan is a modern take on the classical Windsor design. A British archetype converted to a contemporary silhouette, creating an exclamation mark in any space with a semi-transparent structure that takes up minimal visual mass. Crafted in oak or birch wood and formed from a series of machined wooden spindles, Fan tables feature a tapering, conical base and come with a marble table top.


Year of Design	2012
Product Weight	18.80kg
Certification	BS EN 15372: 2016 Level 2

BLACK BASE, WHITE MARBLE


Top Code	TOPT01W
Top Material	Marble, Plywood
Top Colour/Finish	White, Polished
Base Code	FAB01BL
Base Material	Solid Birch
Base Colour/Finish	Black, Matte Lacquered
Service Offer	Collection

BLACK BASE, PEBBLE MARBLE

Top Code	TOPT02PE
Top Material	Marble, Plywood
Top Colour/Finish	Natural, Polished
Base Code	FAB01BL
Base Material	Solid Birch
Base Colour/Finish	Black, Matte Lacquered
Service Offer	Collection



FAN TABLE 60CM



Fan is a modern take on the classical Windsor design. A British archetype converted to a contemporary silhouette, creating an exclamation mark in any space with a semi-transparent structure that takes up minimal visual mass. Crafted in oak or birch wood and formed from a series of machined wooden spindles, Fan tables feature a tapering, conical base and come with a marble table top.


Year of Design	2012
Product Weight	18.80kg
Certification	BS EN 15372: 2016 Level 2

NATURAL BASE, WHITE MARBLE

Top Code	TOPT01W
Top Material	Marble, Plywood
Top Colour/Finish	White, Polished
Base Code	FAB02NA
Base Material	Solid Oak
Base Colour/Finish	Natural, Matte Lacquered
Service Offer	Collection

NATURAL BASE, PEBBLE MARBLE

Top Code	TOPT02PE
Top Material	Marble, Plywood
Top Colour/Finish	Natural, Polished
Base Code	FAB02NA
Base Material	Solid Oak
Base Colour/Finish	Natural, Matte Lacquered
Service Offer	Collection



FAN TABLE 90CM




Fan is a modern take on the classical Windsor design. A British archetype converted to a contemporary silhouette, creating an exclamation mark in any space with a semi-transparent structure that takes up minimal visual mass. Crafted in oak or birch wood and formed from a series of machined wooden spindles, Fan tables feature a tapering, conical base and come with a marble table top.

Year of Design	2012
Product Weight	35.80kg
Certification	BS EN 15372: 2016 Level 2

BLACK BASE, WHITE MARBLE	
Top Code	TOPT04W
Top Material	Marble, Plywood
Top Colour/Finish	White, Polished
Base Code	FAB01BL
Base Material	Solid Birch
Base Colour/Finish	Black, Matte Lacquered
Service Offer	Collection

BLACK BASE, PEBBLE MARBLE	
Top Code	TOPT03PE
Top Material	Marble, Plywood
Top Colour/Finish	Natural, Polished
Base Code	FAB01BL
Base Material	Solid Birch
Base Colour/Finish	Black, Matte Lacquered
Service Offer	Collection



FAN TABLE 90CM



Fan is a modern take on the classical Windsor design. A British archetype converted to a contemporary silhouette, creating an exclamation mark in any space with a semi-transparent structure that takes up minimal visual mass. Crafted in oak or birch wood and formed from a series of machined wooden spindles, Fan tables feature a tapering, conical base and come with a marble table top.


Year of Design	2012
Product Weight	35.80kg
Certification	BS EN 15372: 2016 Level 2

NATURAL BASE, WHITE MARBLE

Top Code	TOPT04W
Top Material	Marble, Plywood
Top Colour/Finish	White, Polished
Base Code	FAB02NA
Base Material	Solid Oak
Base Colour/Finish	Natural, Matte Lacquered
Service Offer	Collection

NATURAL BASE, PEBBLE MARBLE

Top Code	TOPT03PE
Top Material	Marble, Plywood
Top Colour/Finish	Natural, Polished
Base Code	FAB02NA
Base Material	Solid Oak
Base Colour/Finish	Natural, Matte Lacquered
Service Offer	Collection



FLASH TABLE RECTANGLE

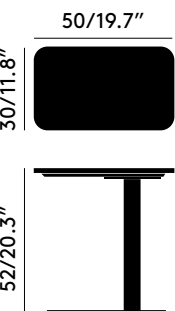


In true glam-rock fashion, Flash is part of our continued quest to create an ultra-reflective, theatrical surface which mirrors its surroundings. The tables in the family come in different finishes with a mirrored glass surface. Flash are moody singular statements that can be nested together as a three-tiered multi-level coffee table. Flash Table Rectangle is the tallest table in the family.

Year of Design	2009
Product Weight	11.20kg
Certification	BS EN 15372: 2016 Level 2

BLACK	
Code	FLT04BL
Top Material	Glass
Top Colour/Finish	Black, Polished
Base Material	Steel
Base Colour/Finish	Black, Gloss Powder Coat
Service Offer	Quick Ship

BRASS	
Code	FLT04BR
Top Material	Glass
Top Colour/Finish	Black, Polished
Base Material	Steel
Base Colour/Finish	Brass, Brushed, Plated
Service Offer	Quick Ship



FLASH TABLE CIRCLE



In true glam-rock fashion, Flash is part of our continued quest to create an ultra-reflective, theatrical surface which mirrors its surroundings. The tables in the family come in different finishes with a mirrored glass surface. Flash are moody singular statements that can be nested together as a three-tiered multi-level coffee table. Flash Table Circle is the mid-height table in the family.

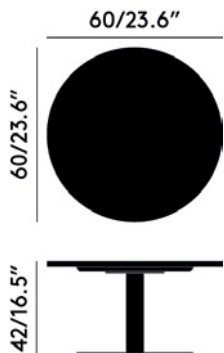
Year of Design	2009
Product Weight	14.70kg
Certification	BS EN 15372: 2016 Level 2

BLACK

Code	FLT05BL
Top Material	Glass
Top Colour/Finish	Black, Polished
Base Material	Steel
Base Colour/Finish	Black, Gloss Powder Coat
Service Offer	Quick Ship

BRASS

Code	FLT05BR
Top Material	Glass
Top Colour/Finish	Black, Polished
Base Material	Steel
Base Colour/Finish	Brass, Brushed, Plated
Service Offer	Quick Ship



FLASH TABLE SQUARE




In true glam-rock fashion, Flash is part of our continued quest to create an ultra-reflective, theatrical surface which mirrors its surroundings. The tables in the family come in different finishes with a mirrored glass surface. Flash are moody singular statements that can be nested together as a three-tiered multi-level coffee table. Flash Table Square is the lowest table in the family.

Year of Design	2009
Product Weight	27.00kg
Certification	BS EN 15372: 2016 Level 2

BLACK	
Code	FLT06BL
Top Material	Glass
Top Colour/Finish	Black, Polished
Base Material	Steel
Base Colour/Finish	Black, Gloss Powder Coat
Service Offer	Quick Ship

BRASS	
Code	FLT06BR
Top Material	Glass
Top Colour/Finish	Black, Polished
Base Material	Steel
Base Colour/Finish	Brass, Brushed, Plated
Service Offer	Quick Ship



SCREW SIDE TABLE 60CM



Inspired by a rotating sculptor’s table, Screw uses typical reinforcement details, like a piece of traditional workshop equipment. In a nod to London’s industrial past, Screw is also made with materials and processes associated with the Industrial Revolution. Its rotating top on a threaded steel pole allows for adjustable height, while being sturdy and durable.

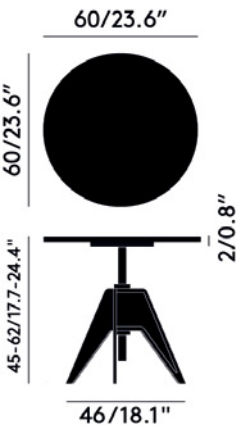
Year of Design	2015
Product Weight	28.00kg
Certification	BS EN 15372: 2016 Level 2

BLACK BASE, WHITE MARBLE

Top Code	TOPT01W
Top Material	Marble, Plywood
Top Colour/Finish	White, Polished
Base Code	SCB04
Base Material	Cast Iron, Steel
Base Colour/Finish	Black, Chrome, Matte Powder Coated
Service Offer	Collection

BLACK BASE, PEBBLE MARBLE

Top Code	TOPT02PE
Top Material	Marble, Plywood
Top Colour/Finish	Natural, Polished
Base Code	SCB04
Base Material	Cast Iron, Steel
Base Colour/Finish	Black, Chrome, Matte Powder Coated
Service Offer	Collection



SCREW CAFE TABLE 60CM



Inspired by a rotating sculptor’s table, Screw uses typical reinforcement details, like a piece of traditional workshop equipment. In a nod to London’s industrial past, Screw is also made with materials and processes associated with the Industrial Revolution. Its rotating top on a threaded steel pole allows for adjustable height, while being sturdy and durable.

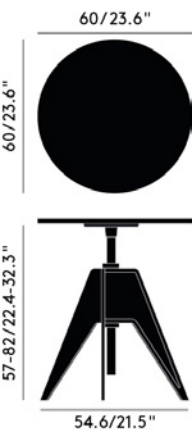
Year of Design	2007
Product Weight	33.00kg
Certification	BS EN 15372: 2016 Level 2

BLACK BASE, WHITE MARBLE

Top Code	TOPT01W
Top Material	Marble, Plywood
Top Colour/Finish	White, Polished
Base Code	SCB03
Base Material	Cast Iron, Steel
Base Colour/Finish	Black, Chrome, Matte Powder Coated
Service Offer	Collection

BLACK BASE, PEBBLE MARBLE

Top Code	TOPT02PE
Top Material	Marble, Plywood
Top Colour/Finish	Natural, Polished
Base Code	SCB03
Base Material	Cast Iron, Steel
Base Colour/Finish	Black, Chrome, Matte Powder Coated
Service Offer	Collection



SCREW CAFE TABLE 90CM



Inspired by a rotating sculptor's table, Screw uses typical reinforcement details, like a piece of traditional workshop equipment. In a nod to London's industrial past, Screw is also made with materials and processes associated with the Industrial Revolution. Its rotating top on a threaded steel pole allows for adjustable height, while being sturdy and durable.

Year of Design	2007
Product Weight	50.00kg
Certification	BS EN 15372: 2016 Level 2

BLACK BASE, WHITE MARBLE

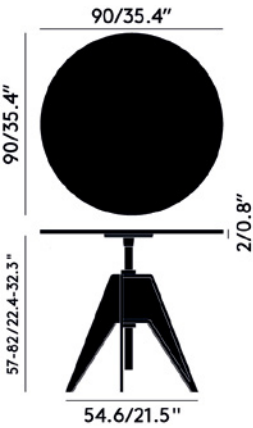
Top Code	TOPT04W
Top Material	Marble, Plywood
Top Colour/Finish	White, Polished
Base Code	SCB03
Base Material	Cast Iron, Steel
Base Colour/Finish	Black, Chrome, Matte Powder Coated

Service Offer	Collection
---------------	------------

BLACK BASE, PEBBLE MARBLE

Top Code	TOPT03PE
Top Material	Marble, Plywood
Top Colour/Finish	Natural, Polished
Base Code	SCB03
Base Material	Cast Iron, Steel
Base Colour/Finish	Black, Chrome, Matte Powder Coated

Service Offer	Collection
---------------	------------



SLAB DESK 120CM



Celebrating the natural beauty of oak, Slab is constructed in angular forms of inviting simplicity. Each piece has generous proportions, solid materiality and is softened with a gently radius edge. Slab is made from solid oak, left unbrushed for a smooth writing surface. For Slab Desk the traditional inkwell is turned into a cable management hole and a groove for stationery.

Year of Design 2016
Product Weight 10.00kg



BLACK	
Code	SLD01BL
Top Material	Solid Oak
Top Colour/Finish	Black, Matte Lacquered
Base Material	Solid Oak
Base Colour/Finish	Black, Matte Lacquered
Service Offer	Collection

NATURAL	
Code	SLD01NA
Top Material	Solid Oak
Top Colour/Finish	Natural, Matte Lacquered
Base Material	Solid Oak
Base Colour/Finish	Natural, Matte Lacquered
Service Offer	Collection

FUMED	
Code	SLD01FU
Top Material	Solid Oak
Top Colour/Finish	Brown, Matte Lacquered
Base Material	Solid Oak
Base Colour/Finish	Brown, Matte Lacquered
Service Offer	Collection

SLAB ROUND TABLE 90CM




Celebrating the natural beauty of oak, Slab is constructed in angular forms of inviting simplicity. Each piece has generous proportions, solid materiality and is softened with a gentle radius edge. Slab is made from solid oak, sourced from sustainably managed forests. The surface of the wood is deeply brushed to expose its natural grain. Slab tables come in different shapes and sizes.

Year of Design	2010
Year of Re-Design	2022
Product Weight	16.40kg
Certification	BS EN 15372: 2016 Level 2

BLACK	
Code	SLRT01BL
Top Material	Solid Oak
Top Colour/Finish	Black, Brushed, Matte Lacquered
Base Material	Solid Oak
Base Colour/Finish	Black, Brushed, Matte Lacquered
Service Offer	New

NATURAL	
Code	SLRT01NA
Top Material	Solid Oak
Top Colour/Finish	Natural, Brushed, Matte Lacquered
Base Material	Solid Oak
Base Colour/Finish	Natural, Brushed, Matte Lacquered
Service Offer	New



SLAB ROUND TABLE 120CM




Celebrating the natural beauty of oak, Slab is constructed in angular forms of inviting simplicity. Each piece has generous proportions, solid materiality and is softened with a gentle radius edge. Slab is made from solid oak, sourced from sustainably managed forests. The surface of the wood is deeply brushed to expose its natural grain. Slab tables come in different shapes and sizes.

Year of Design	2010
Year of Re-Design	2022
Product Weight	28.20kg
Certification	BS EN 15372: 2016 Level 2

BLACK	
Code	SLRT02BL
Top Material	Solid Oak
Top Colour/Finish	Black, Brushed, Matte Lacquered
Base Material	Solid Oak
Base Colour/Finish	Black, Brushed, Matte Lacquered
Service Offer	New

NATURAL	
Code	SLRT02NA
Top Material	Solid Oak
Top Colour/Finish	Natural, Brushed, Matte Lacquered
Base Material	Solid Oak
Base Colour/Finish	Natural, Brushed, Matte Lacquered
Service Offer	New



SLAB TABLE 200CM

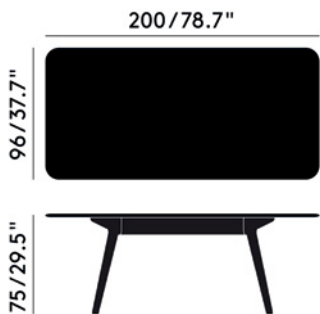


Celebrating the natural beauty of oak, Slab is constructed in angular forms of inviting simplicity. Each piece has generous proportions, solid materiality and is softened with a gentle radius edge. Slab is made from solid oak, sourced from sustainably managed forests. The surface of the wood is deeply brushed to expose its natural grain. Slab tables come in different shapes and sizes.

Year of Design	2006
Product Weight	55.00kg
Certification	BS EN 15372: 2016 Level 2

BLACK	
Code	WOT10BL-M1
Top Material	Solid Oak
Top Colour/Finish	Black, Brushed, Matte Lacquered
Base Material	Solid Oak
Base Colour/Finish	Black, Brushed, Matte Lacquered
Service Offer	Collection

NATURAL	
Code	WOT10NA-M1
Top Material	Solid Oak
Top Colour/Finish	Natural, Brushed, Matte Lacquered
Base Material	Solid Oak
Base Colour/Finish	Natural, Brushed, Matte Lacquered
Service Offer	Collection



SLAB TABLE 240CM




Celebrating the natural beauty of oak, Slab is constructed in angular forms of inviting simplicity. Each piece has generous proportions, solid materiality and is softened with a gentle radius edge. Slab is made from solid oak, sourced from sustainably managed forests. The surface of the wood is deeply brushed to expose its natural grain. Slab tables come in different shapes and sizes.

Year of Design	2019
Product Weight	70.00kg
Certification	BS EN 15372: 2016 Level 2

BLACK	
Code	WOT11BL-M1
Top Material	Solid Oak
Top Colour/Finish	Black, Brushed, Matte Lacquered
Base Material	Solid Oak
Base Colour/Finish	Black, Brushed, Matte Lacquered
Service Offer	Collection

NATURAL	
Code	WOT11NA-M1
Top Material	Solid Oak
Top Colour/Finish	Natural, Brushed, Matte Lacquered
Base Material	Solid Oak
Base Colour/Finish	Natural, Brushed, Matte Lacquered
Service Offer	Collection



STONE TABLE RECTANGLE



A set of three crisp and smartly detailed side tables available in square, circle and rectangle designs. Stone Tables are available with a glossy black base and a stone top made of colourful marble mined from the Shandong and Fujian provinces of China. The pattern of the natural marble is due to the crustal movement changes in the process of lava extrusion, developed over millions of years.

Year of Design2019

Product Weight15.10kg

BLACK BASE, PEBBLE MARBLE

Code	STPE01BL
Top Material	Marble, Plywood
Top Colour/Finish	Black Pebble, Polished
Base Material	Steel
Base Colour/Finish	Black, Gloss Powder Coat
Service Offer	Collection



STONE TABLE CIRCLE

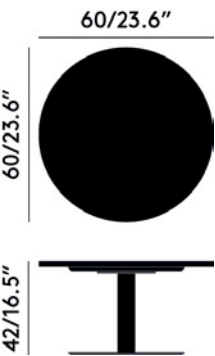


A set of three crisp and smartly detailed side tables available in square, circle and rectangle designs. Stone Tables are available with a glossy black base and a stone top made of colourful marble mined from the Shandong and Fujian provinces of China. The pattern of the natural marble is due to the crustal movement changes in the process of lava extrusion, developed over millions of years.

Year of Design 2019
Product Weight 21.80kg

BLACK BASE, PEBBLE MARBLE

Code	STPE02BL
Top Material	Marble, Plywood
Top Colour/Finish	Black Pebble, Polished
Base Material	Steel
Base Colour/Finish	Black, Gloss Powder Coat
Service Offer	Collection



STONE TABLE SQUARE



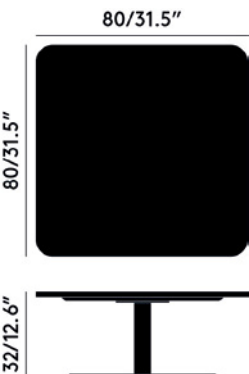
A set of three crisp and smartly detailed side tables available in square, circle and rectangle designs. Stone Tables are available with a glossy black base and a stone top made of colourful marble mined from the Shandong and Fujian provinces of China. The pattern of the natural marble is due to the crustal movement changes in the process of lava extrusion, developed over millions of years.

Year of Design2019

Product Weight45.20kg

BLACK BASE, PEBBLE MARBLE

Code	STPE03BL
Top Material	Marble, Plywood
Top Colour/Finish	Black Pebble, Polished
Base Material	Steel
Base Colour/Finish	Black, Gloss Powder Coat
Service Offer	Collection



SWIRL TABLE SMALL



Made from powdered residue from the marble industry, mixed with pigment and resin, Swirl is a series of stacked, geometric blocks that create functional sculptures. Due to the nature of the pigmentation and pouring process, each piece features a unique swirled pattern. Substantial in weight, smooth in texture and bold in pattern, Swirl will inject a fresh pop sensibility into any setting.

Year of Design2019

Product Weight25.26kg

MULTI

Code	SWST01
Top Material	Marble Powder, Resin
Top Colour/Finish	Blue, Polished
Base Material	Marble Powder, Resin
Base Colour/Finish	Black, White, Polished
Service Offer	Collection



SWIRL TABLE MEDIUM



Made from powdered residue from the marble industry, mixed with pigment and resin, Swirl is a series of stacked, geometric blocks that create functional sculptures. Due to the nature of the pigmentation and pouring process, each piece features a unique swirled pattern. Substantial in weight, smooth in texture and bold in pattern, Swirl will inject a fresh pop sensibility into any setting.

Year of Design 2019
Product Weight 26.00kg

MULTI

Code	SWST02-M1
Top Material	Marble Powder, Resin
Top Colour/Finish	Multi, Polished
Base Material	Marble Powder, Resin
Base Colour/Finish	White, Black, Polished
Service Offer	Collection



SWIRL TABLE LARGE



Made from powdered residue from the marble industry, mixed with pigment and resin, Swirl is a series of stacked, geometric blocks that create functional sculptures. Due to the nature of the pigmentation and pouring process, each piece features a unique swirled pattern. Substantial in weight, smooth in texture and bold in pattern, Swirl will inject a fresh pop sensibility into any setting.

Year of Design2019

Product Weight30.60kg

MULTI

Code	SWST03-M1
Top Material	Marble Powder, Resin
Top Colour/Finish	White, Black, Polished
Base Material	Marble Powder, Resin
Base Colour/Finish	White, Black, Polished
Service Offer	Collection



TUBE DINING TABLE 60CM



Reductionist in form, Tube features a striking table base made from brass plated or gloss black powder coated tubing that supports a round table top to create a simple, sleek table for all occasions. The collection includes varying tube sizes and table tops in white or pebble marble.

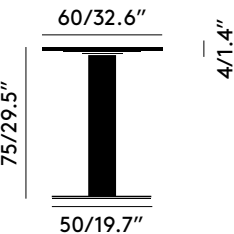
Year of Design	2017
Product Weight	33.40kg
Certification	BS EN 15372: 2016 Level 2

BLACK BASE, WHITE MARBLE

Top Code	TOPT01W
Top Material	Marble, Plywood
Top Colour/Finish	White, Polished
Base Code	TUB03BL
Base Material	Steel
Base Colour/Finish	Black, Gloss Powder Coat
Service Offer	Collection

BLACK BASE, PEBBLE MARBLE

Top Code	TOPT02PE
Top Material	Marble, Plywood
Top Colour/Finish	Natural, Polished
Base Code	TUB03BL
Base Material	Steel
Base Colour/Finish	Black, Gloss Powder Coat
Service Offer	Collection



TUBE DINING TABLE 60CM



Reductionist in form, Tube features a striking table base made from brass plated or gloss black powder coated tubing that supports a round table top to create a simple, sleek table for all occasions. The collection includes varying tube sizes and table tops in white or pebble marble.

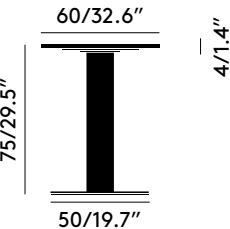
Year of Design	2017
Product Weight	33.40kg
Certification	BS EN 15372: 2016 Level 2

BRASS BASE, WHITE MARBLE

Top Code	TOPT01W
Top Material	Marble, Plywood
Top Colour/Finish	White, Polished
Base Code	TUB03BR
Base Material	Steel
Base Colour/Finish	Brass, Brushed, Lacquered
Service Offer	Collection

BRASS BASE, PEBBLE MARBLE

Top Code	TOPT02PE
Top Material	Marble, Plywood
Top Colour/Finish	Natural, Polished
Base Code	TUB03BR
Base Material	Steel
Base Colour/Finish	Brass, Brushed, Lacquered
Service Offer	Collection



TUBE DINING TABLE 90CM



Reductionist in form, Tube features a striking table base made from brass plated or gloss black powder coated tubing that supports a round table top to create a simple, sleek table for all occasions. The collection includes varying tube sizes and table tops in white or pebble marble.

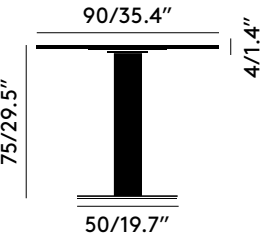
Year of Design	2017
Product Weight	50.40kg
Certification	BS EN 15372: 2016 Level 2

BLACK BASE, WHITE MARBLE

Top Code	TOPT04W
Top Material	Marble, Plywood
Top Colour/Finish	White, Polished
Base Code	TUB03BL
Base Material	Steel
Base Colour/Finish	Black, Gloss Powder Coat
Service Offer	Collection

BLACK BASE, PEBBLE MARBLE

Top Code	TOPT03PE
Top Material	Marble, Plywood
Top Colour/Finish	Natural, Polished
Base Code	TUB03BL
Base Material	Steel
Base Colour/Finish	Black, Gloss Powder Coat
Service Offer	Collection



TUBE DINING TABLE 90CM

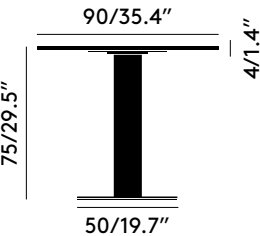


Reductionist in form, Tube features a striking table base made from brass plated or gloss black powder coated tubing that supports a round table top to create a simple, sleek table for all occasions. The collection includes varying tube sizes and table tops in white or pebble marble.

Year of Design	2017
Product Weight	50.40kg
Certification	BS EN 15372: 2016 Level 2

BRASS BASE, WHITE MARBLE	
Top Code	TOPT04W
Top Material	Marble, Plywood
Top Colour/Finish	White, Polished
Base Code	TUB03BR
Base Material	Steel
Base Colour/Finish	Brass, Brushed, Lacquered
Service Offer	Collection

BRASS BASE, PEBBLE MARBLE	
Top Code	TOPT03PE
Top Material	Marble, Plywood
Top Colour/Finish	Natural, Polished
Base Code	TUB03BR
Base Material	Steel
Base Colour/Finish	Brass, Brushed, Lacquered
Service Offer	Collection



TUBE HIGH TABLE 60CM



Reductionist in form, Tube features a striking table base made from brass plated or gloss black powder coated tubing that supports a round table top to create a simple, sleek table for all occasions. The collection includes varying tube sizes and table tops in white or pebble marble.

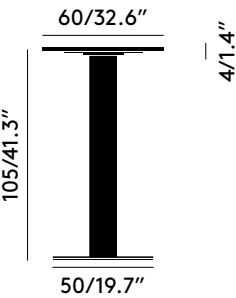
Year of Design	2019
Product Weight	35.50kg
Certification	BS EN 15372: 2016 Level 2

BLACK BASE, WHITE MARBLE

Top Code	TOPT01W
Top Material	Marble, Plywood
Top Colour/Finish	White, Polished
Base Code	TUB04BL
Base Material	Steel
Base Colour/Finish	Black, Gloss Powder Coat
Service Offer	Collection

BLACK BASE, PEBBLE MARBLE

Top Code	TOPT02PE
Top Material	Marble, Plywood
Top Colour/Finish	Natural, Polished
Base Code	TUB04BL
Base Material	Steel
Base Colour/Finish	Black, Gloss Powder Coat
Service Offer	Collection



TUBE HIGH TABLE 60CM



Reductionist in form, Tube features a striking table base made from brass plated or gloss black powder coated tubing that supports a round table top to create a simple, sleek table for all occasions. The collection includes varying tube sizes and table tops in white or pebble marble.

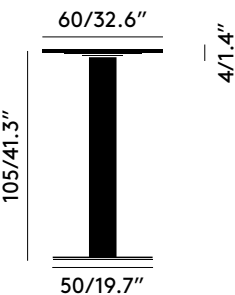
Year of Design	2019
Product Weight	35.50kg
Certification	BS EN 15372: 2016 Level 2

BRASS BASE, WHITE MARBLE

Top Code	TOPT01W
Top Material	Marble, Plywood
Top Colour/Finish	White, Polished
Base Code	TUB04BR
Base Material	Steel
Base Colour/Finish	Brass, Brushed, Lacquered
Service Offer	Collection

BRASS BASE, PEBBLE MARBLE

Top Code	TOPT02PE
Top Material	Marble, Plywood
Top Colour/Finish	Natural, Polished
Base Code	TUB04BR
Base Material	Steel
Base Colour/Finish	Brass, Brushed, Lacquered
Service Offer	Collection



TUBE HIGH TABLE 90CM



Reductionist in form, Tube features a striking table base made from brass plated or gloss black powder coated tubing that supports a round table top to create a simple, sleek table for all occasions. The collection includes varying tube sizes and table tops in white or pebble marble.

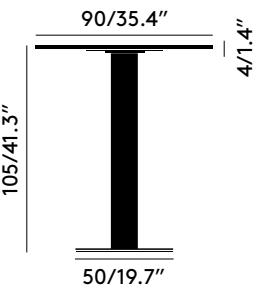
Year of Design	2019
Product Weight	52.30kg
Certification	BS EN 15372: 2016 Level 2

BLACK BASE, WHITE MARBLE

Top Code	TOPT04W
Top Material	Marble, Plywood
Top Colour/Finish	White, Polished
Base Code	TUB04BL
Base Material	Steel
Base Colour/Finish	Black, Gloss Powder Coat
Service Offer	Collection

BLACK BASE, PEBBLE MARBLE

Top Code	TOPT03PE
Top Material	Marble, Plywood
Top Colour/Finish	Natural, Polished
Base Code	TUB04BL
Base Material	Steel
Base Colour/Finish	Black, Gloss Powder Coat
Service Offer	Collection



TUBE HIGH TABLE 90CM

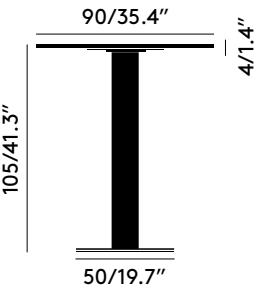


Reductionist in form, Tube features a striking table base made from brass plated or gloss black powder coated tubing that supports a round table top to create a simple, sleek table for all occasions. The collection includes varying tube sizes and table tops in white or pebble marble.

Year of Design	2019
Product Weight	52.30kg
Certification	BS EN 15372: 2016 Level 2

BRASS BASE, WHITE MARBLE	
Top Code	TOPT04W
Top Material	Marble, Plywood
Top Colour/Finish	White, Polished
Base Code	TUB04BR
Base Material	Steel
Base Colour/Finish	Brass, Brushed, Lacquered
Service Offer	Collection

BRASS BASE, PEBBLE MARBLE	
Top Code	TOPT03PE
Top Material	Marble, Plywood
Top Colour/Finish	Natural, Polished
Base Code	TUB04BR
Base Material	Steel
Base Colour/Finish	Brass, Brushed, Lacquered
Service Offer	Collection



TUBE WIDE TABLE 120CM



Reductionist in form, Tube features a striking table base made from brass plated or gloss black powder coated tubing that supports a round table top to create a simple, sleek table for all occasions. The collection includes varying tube sizes and table tops in white or pebble marble.

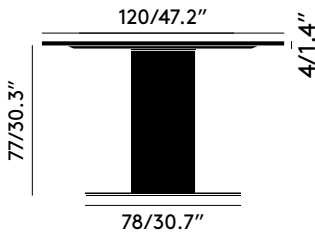
Year of Design	2019
Product Weight	118.00kg
Certification	BS EN 15372: 2016 Level 2

BLACK BASE, WHITE MARBLE

Top Code	TOPT05W
Top Material	Marble, Plywood
Top Colour/Finish	White, Polished
Base Code	TUB02BL
Base Material	Steel
Base Colour/Finish	Black, Gloss Powder Coat
Service Offer	Collection

BLACK BASE, PEBBLE MARBLE

Top Code	TOPT01PE
Top Material	Marble, Plywood
Top Colour/Finish	Natural, Polished
Base Code	TUB02BL
Base Material	Steel
Base Colour/Finish	Black, Gloss Powder Coat
Service Offer	Collection





UPHOLSTERY

BIRD CHAISE



The rare and unusual furniture typology of the rocking chaise-longue is explored here in a monolithic form, carefully balanced to encourage a gentle rocking motion with its soft curves and reduced silhouette. The Bird Chaise is a bold sculptural statement that is destined to bring unexpected colour and shape, movement and comfort into any space.

Year of Design	1990
Product Weight	40kg
Material	Fabric, Foam, Plywood, Steel
Foam Certification	BS 5852 Part 2: 1982 ignition source 5 (UK Sch 1 Part 1)
Certification	BS EN 16139: 2013 Level 1
Fabric Consumption	3.6m
Leather Consumption	7.31sqm



COLLECTION FABRICS

How to order

Item code + Fabric code + Fabric colour code + Leg colour code eg: WBC04HE0130BL

Item Code

BIRDCH01

Fabric Code

Kvadrat Hero 2 - HE
Kadrat Melange Nap - MN
Kvadrat Divina Melange 3 - DI
Kvadrat Hallingdal 65 - HA
Febrik Gentle 2 - GE
Sahco Elle - EL

Fabric Colour Code

For colour codes see Upholstery Guide

Service Offer Tailor Made

TAILOR MADE FABRIC AND LEATHER

How to order

Please see Upholstery Guide

Tailor Made Fabric Code

BIRDCH01TMF

Tailor Made Leather Code

BIRDCH01TML

Service Offer Tailor Made

FAT QUICKSHIP



The Fat Dining, Fat Lounge Chair and Fat Stool 75cm are part of the Quickship program, which are upholstered in Kvadrat Hallingdal 65 (0190) and available for immediate delivery.

Year of Design	2018
Material	Fabric, Foam, Plywood, MDF, Steel
Foam Certification	BS 5852 Part 2: 1982 ignition source 5 (UK Sch 1 Part 1)
Fabric Certification	BS 5852: Clause 11: 2006 (2011) source 5
Certification	BS EN 16139: 2013 Level 1

DINING CHAIR

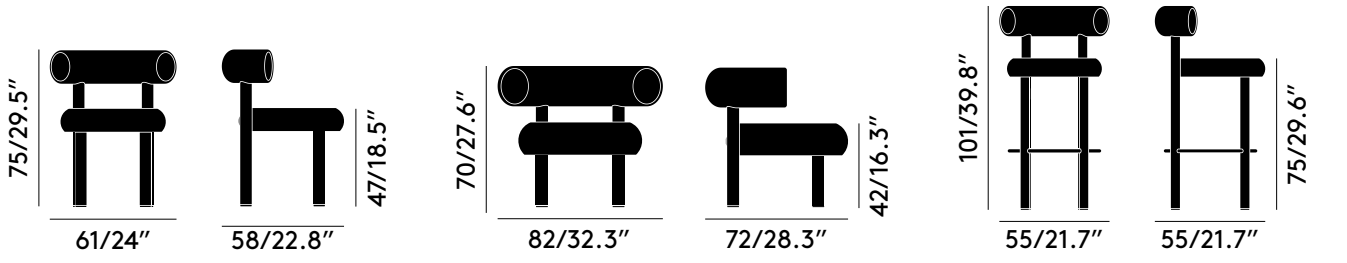
Code	FATDC01HA0190BL
Fabric Colour	Black (0190)
Fabric Type	Hallingdal 65
Leg Colour	Black
Leg Finish	Gloss
Service Offer	Quick Ship

LOUNGE CHAIR

Code	FATLC01HA0190BL
Fabric Colour	Black (0190)
Fabric Type	Hallingdal 65
Leg Colour	Black
Leg Finish	Gloss
Service Offer	Quick Ship

STOOL 75CM

Code	FATS01HA0190BL
Fabric Colour	Black (0190)
Fabric Type	Hallingdal 65
Leg Colour	Black
Leg Finish	Gloss
Service Offer	Quick Ship

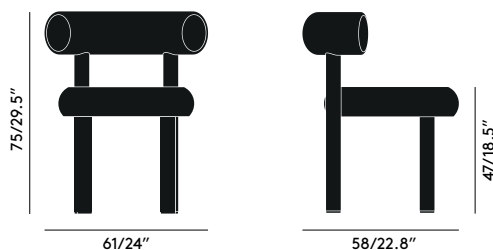


FAT DINING CHAIR



Fat is designed to hug the body and allow for multiple sitting positions. The extreme simplicity of the components is a testament to form following function, whilst maintaining a humorous silhouette. Quite a balancing act! Fat is made from moulded foam, wrapped in upholstery by experienced craftsmen, and comes with metal legs in high gloss black lacquer.

Year of Design	2018
Product Weight	13kg
Spares	Glide - Ackurat part no SF458M816S
Material	Fabric, Foam, Plywood, MDF, Steel
Foam Certification	BS 5852 Part 2: 1982 ignition source 5 (UK Sch 1 Part 1)
Certification	BS EN 16139: 2013 Level 1
Fabric Consumption	1.2m
Leather Consumption	2sqm



COLLECTION FABRICS

How to order

Item code + Fabric code + Fabric colour code + Leg colour code eg: WBC04HE0130BL

Item Code

FATDC01

Fabric Code

Kvadrat Hero 2 - HE
Kvadrat Melange Nap - MN
Kvadrat Divina Melange 3 - DI
Kvadrat Hallingdal 65 - HA
Febrik Gentle 2 - GE
Sahco Elle - EL

Fabric Colour Code

For colour codes see Upholstery Guide

Leg Colour Code

Black - BL

Service Offer Collection

TAILOR MADE FABRIC AND LEATHER

How to order

Please see Upholstery Guide

Tailor Made Fabric Code

FATDC01BLTMF

Tailor Made Leather Code

FATDC01BLTML

Leg Colour Code

Black - BL

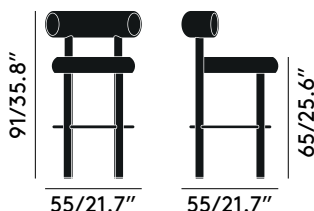
Service Offer Tailor Made

FAT STOOL 65CM



Fat is designed to hug the body and allow for multiple sitting positions. The extreme simplicity of the components is a testament to form following function, whilst maintaining a humorous silhouette. Quite a balancing act! Fat is made from moulded foam, wrapped in upholstery by experienced craftsmen, and comes with metal legs in high gloss black lacquer.

Year of Design	2019
Product Weight	13kg
Spares	Glide - Ackurat part no SF357M816S
Material	Fabric, Foam, Plywood, MDF, Steel
Foam Certification	BS 5852 Part 2: 1982 ignition source 5 (UK Sch 1 Part 1)
Certification	BS EN 16139: 2013 Level 1
Fabric Consumption	1m
Leather Consumption	1.8sqm



COLLECTION FABRICS

How to order

Item code + Fabric code + Fabric colour code + Leg colour code eg: WBC04HE0130BL

Item Code

FATS02

Fabric Code

Kvadrat Hero 2 - HE
Kvadrat Melange Nap - MN
Kvadrat Divina Melange 3 - DI
Kvadrat Hallingdal 65 - HA
Febrik Gentle 2 - GE
Sahco Elle - EL

Fabric Colour Code

For colour codes see Upholstery Guide

Leg Colour Code

Black - BL

Service Offer Collection

TAILOR MADE FABRIC AND LEATHER

How to order

Please see Upholstery Guide

Tailor Made Fabric Code

FATS02BLTMF

Tailor Made Leather Code

FATS02BLTML

Leg Colour Code

Black - BL

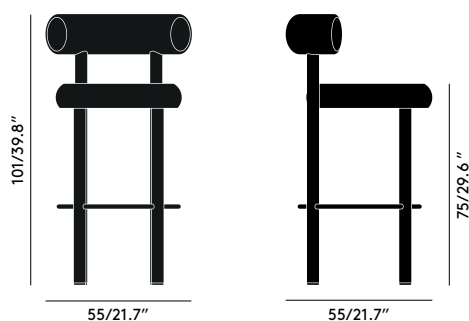
Service Offer Tailor Made

FAT STOOL 75CM



Fat is designed to hug the body and allow for multiple sitting positions. The extreme simplicity of the components is a testament to form following function, whilst maintaining a humorous silhouette. Quite a balancing act! Fat is made from moulded foam, wrapped in upholstery by experienced craftsmen, and comes with metal legs in high gloss black lacquer.

Year of Design	2019
Product Weight	13kg
Spares	Glide - Ackurat part no SF357M816S
Material	Fabric, Foam, Plywood, MDF, Steel
Foam Certification	BS 5852 Part 2: 1982 ignition source 5 (UK Sch 1 Part 1)
Certification	BS EN 16139: 2013 Level 1
Fabric Consumption	1m
Leather Consumption	1.8sqm



COLLECTION FABRICS

How to order

Item code + Fabric code + Fabric colour code + Leg colour code eg: WBC04HE0130BL

Item Code

FATS01

Fabric Code

Kvadrat Hero 2 - HE
Kvadrat Melange Nap - MN
Kvadrat Divina Melange 3 - DI
Kvadrat Hallingdal 65 - HA
Febrik Gentle 2 - GE
Sahco Elle - EL

Fabric Colour Code

For colour codes see Upholstery Guide

Leg Colour Code

Black - BL

Service Offer Collection

TAILOR MADE FABRIC AND LEATHER

How to order

Please see Upholstery Guide

Tailor Made Fabric Code

FATS01BLTMF

Tailor Made Leather Code

FATS01BLTML

Leg Colour Code

Black - BL

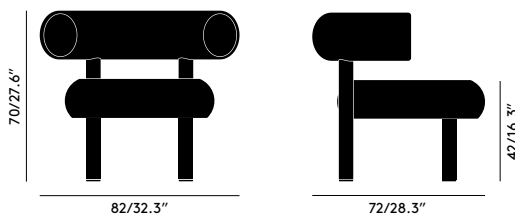
Service Offer Tailor Made

FAT LOUNGE CHAIR



Fat is designed to hug the body and allow for multiple sitting positions. The extreme simplicity of the components is a testament to form following function, whilst maintaining a humorous silhouette. Quite a balancing act! Fat is made from moulded foam, wrapped in upholstery by experienced craftsmen, and comes with metal legs in high gloss black lacquer.

Year of Design	2018
Product Weight	19kg
Spares	Glide - Ackurat part no SF458M816S
Material	Fabric, Foam, Plywood, MDF, Steel
Foam Certification	BS 5852 Part 2: 1982 ignition source 5 (UK Sch 1 Part 1)
Certification	BS EN 16139: 2013 Level 1
Fabric Consumption	1.7m
Leather Consumption	2.65sqm



COLLECTION FABRICS

How to order

Item code + Fabric code + Fabric colour code + Leg colour code eg: WBC04HE0130BL

Item Code

FATLC01

Fabric Code

Kvadrat Hero 2 - HE
Kvadrat Melange Nap - MN
Kvadrat Divina Melange 3 - DI
Kvadrat Hallingdal 65 - HA
Febrik Gentle 2 - GE
Sahco Elle - EL

Fabric Colour Code

For colour codes see Upholstery Guide

Leg Colour Code

Black - BL

Service Offer Collection

TAILOR MADE FABRIC AND LEATHER

How to order

Please see Upholstery Guide

Tailor Made Fabric Code

FATLC01BLTMF

Tailor Made Leather Code

FATLC01BLTML

Leg Colour Code

Black - BL

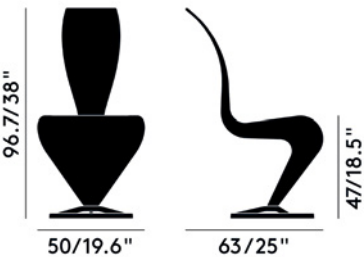
Service Offer Tailor Made

S CHAIR



Born in Dixon's 80's London workshop, the S Chair has been re-engineered with the form now moulded in an industrial hard/soft foam with a pure wool cover. The instantly recognisable serpentine curves are more comfortable and ergonomically active than ever. It sits proudly on its steering-wheel inspired cast iron base, presenting itself with an overall striking pop-art silhouette.

Year of Design	2017
Product Weight	7.5kg
Material	Fabric, Foam, Cast Iron
Foam Certification	BS 5852 Part 2: 1982 ignition source 5 (UK Sch 1 Part 1)
Fabric Consumption	1.7m
Leather Consumption	2.61sqm



COLLECTION FABRICS

How to order

Item code + Fabric code + Fabric colour code + Leg colour code eg: WBC04HE0130BL

Item Code

S-CHAI01

Fabric Code

Kvadrat Hero 2 - HE
Kvadrat Melange Nap - MN
Kvadrat Divina Melange 3 - DI
Kvadrat Hallingdal 65 - HA
Febrik Gentle 2 - GE
Sahco Elle - EL

Fabric Colour Code

For colour codes see Upholstery Guide

Service Offer Tailor Made

TAILOR MADE FABRIC AND LEATHER

How to order

Please see Upholstery Guide

Tailor Made Fabric Code

S-CHAI01TMF

Tailor Made Leather Code

S-CHAI01TML

Service Offer Tailor Made

WINGBACK QUICKSHIP

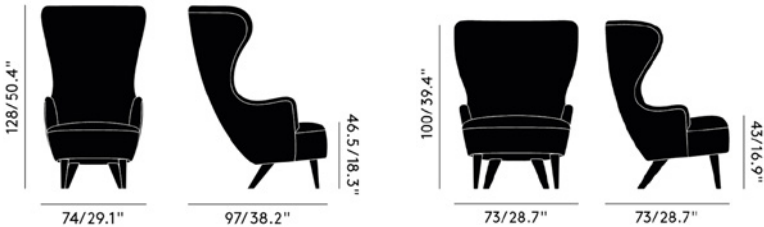


The Wingback Chair and Wingback Micro Chair are part of the Quickship program, which are upholstered in Kvadrat Febrik Gentle 2 (0193) and available for immediate delivery.

Year of Design	2007
Material	Fabric, Foam, Oak, Steel
Foam Certification	BS 5852 Part 2: 1982 ignition source 5 (UK Sch 1 Part 1)
Fabric Certification	BS 5852: Part 1 1979 (UK Sch 4 Part 1, Sch 5 Part 1)
Certification	BS EN 16139: 2013 Level 1/2

CHAIR	
Code	WBC04GE0193BL
Fabric Colour	Black (0193)
Fabric Type	Gentle 2
Leg Colour	Black
Leg Finish	Matt
Service Offer	Quick Ship

MICRO CHAIR	
Code	WBC05GE0193BL
Fabric Colour	Black (0193)
Fabric Type	Gentle 2
Leg Colour	Black
Leg Finish	Matt
Service Offer	Quick Ship



WINGBACK MICRO CHAIR



Wingback is a nod to 17th century English wingback and balloon back archetypes, re-thought and updated for the 21st century. Its recognisable silhouette with expressive sweeping curves is formed through a hard sculptural foam shell, concealing a steel frame with a modelled plywood base. It is then covered with cut foam and given a pocket-sprung seat cushion for maximum comfort.

Year of Design	2007
Product Weight	29kg
Material	Fabric, Foam, Oak, Steel
Foam Certification	BS 5852 Part 2: 1982 ignition source 5 (UK Sch 1 Part 1)
Certification	BS EN 16139: 2013 Level 1
Fabric Consumption	2.8m
Leather Consumption	5.5sqm



COLLECTION FABRICS

How to order

Item code + Fabric code + Fabric colour code + Leg colour code eg: WBC04HE0130BL

Item Code

WBC05

Fabric Code

Kvadrat Hero 2 - HE
Kvadrat Melange Nap - MN
Kvadrat Divina Melange 3 - DI
Kvadrat Hallingdal 65 - HA
Febrik Gentle 2 - GE
Sahco Elle - EL

Fabric Colour Code

For colour codes see Upholstery Guide

Leg Colour Code

Black - BL

Service Offer Collection

TAILOR MADE FABRIC AND LEATHER

How to order

Please see Upholstery Guide

Tailor Made Fabric Code

WBC05BLTMF

Tailor Made Leather Code

WBC05BLTML

Leg Colour Code

Black - BL

Service Offer Tailor Made

WINGBACK CHAIR



Wingback is a nod to 17th century English wingback and balloon back archetypes, re-thought and updated for the 21st century. Its recognisable silhouette with expressive sweeping curves is formed through a hard sculptural foam shell, concealing a steel frame with a modelled plywood base. It is then covered with cut foam and given a pocket-sprung seat cushion for maximum comfort.

Year of Design	2007
Product Weight	34kg
Material	Fabric, Foam, Oak, Steel
Foam Certification	BS 5852 Part 2: 1982 ignition source 5 (UK Sch 1 Part 1)
Certification	BS EN 16139: 2013 Level 2
Fabric Consumption	4.2m
Leather Consumption	10sqm



COLLECTION FABRICS

How to order

Item code + Fabric code + Fabric colour code + Leg colour code eg: WBC04HE0130BL

Item Code

WBC04

Fabric Code

Kvadrat Hero 2 - HE
Kvadrat Melange Nap - MN
Kvadrat Divina Melange 3 - DI
Kvadrat Hallingdal 65 - HA
Febrik Gentle 2 - GE
Sahco Elle - EL

Fabric Colour Code

For colour codes see Upholstery Guide

Leg Colour Code

Black - BL

Service Offer Collection

TAILOR MADE FABRIC AND LEATHER

How to order

Please see Upholstery Guide

Tailor Made Fabric Code

WBC04BLTMF

Tailor Made Leather Code

WBC04BLTML

Leg Colour Code

Black - BL

Service Offer Tailor Made

WINGBACK OTTOMAN



Wingback is a nod to 17th century English wingback and balloon back archetypes, re-thought and updated for the 21st century. Fully upholstered and a functional sculpture on its own, Wingback Ottoman is the perfect companion to the Wingback chairs.

Year of Design	2007
Product Weight	9kg
Material	Fabric, Foam, Oak, Steel
Foam Certification	BS 5852 Part 2: 1982 ignition source 5 (UK Sch 1 Part 1)
Certification	BS EN 16139: 2013 Level 1
Fabric Consumption	1m
Leather Consumption	2.5sqm



COLLECTION FABRICS

How to order

Item code + Fabric code + Fabric colour code + Leg colour code eg: WBC04HE0130BL

Fabric Code

Kvadrat Hero 2 - HE
Kvadrat Melange Nap - MN
Kvadrat Divina Melange 3 - DI
Kvadrat Hallingdal 65 - HA
Febrik Gentle 2 - GE
Sahco Elle - EL

Fabric Colour Code

For colour codes see Upholstery Guide

Leg Colour Code

Black - BL

Service Offer Collection

TAILOR MADE FABRIC AND LEATHER

How to order

Please see Upholstery Guide

Tailor Made Fabric Code

WBO01BLTMF

Tailor Made Leather Code

WBO01BLTML

Leg Colour Code








Black - BL

Service Offer Tailor Made














FURNITURE ADDENDUM

SCREW AND FAN BASES WITH MARBLE TOPS

					
		Screw Café Base SCB03	Screw Side Base SCB04	Fan Natural Base FAB02NA	Fan Black Base FAB01BL
Marble Top 60cm Round White TOPT01W		•	•	•	•
Marble Top 90cm Round White TOPT04W		•		•	•
Pebble Marble Top 60cm Black TOPT02PE		•	•	•	•
Pebble Marble Top 90cm Black TOPT03PE		•		•	•

TUBE BASES WITH MARBLE TOPS

						
		Tube Base Black TUB03BL	Tube Base Brass TUB03BR	Tube Base High Black TUB04BL	Tube Base High Brass TUB04BR	Tube Base Wide Black TUB02BL
Marble Top 60cm Round White TOPT01W		•	•	•	•	
Marble Top 90cm Round White TOPT04W		•	•	•	•	
Marble Top 120cm Round White TOPT05W						•
Pebble Marble Top 60cm Black TOPT02PE		•	•	•	•	
Pebble Marble Top 90cm Black TOPT03PE		•	•	•	•	
Pebble Marble Top 120cm Black TOPT01PE						•

SLAB FINISHES GUIDE

Celebrating the natural beauty of oak, the Slab collection is a robust piece constructed in angular forms of inviting simplicity. Each piece has generous proportions, solid materiality and is softened with a gently radiused edge. The Slab family is made from solid oak, sourced from sustainably managed forests. The surface of the wood is deeply brushed to expose the grain, available in a natural finish, a black lacquer or fumed oak.

Due to the nature of wood, each piece is unique and grain variations can be seen within the surface of the same product. This is a natural property of wood and is to be expected.

Our Slab Tables, Chair & Stool have a brushed surface and can appear slightly different when side-to-side.

Our Slab Desks have a non-brushed surfaces to allow use as a writing desk, but can still have a slight texture and will vary from product to product.

All Slab products are finished with a clear, matte lacquer to help protect the surface finish. Due to wear and tear or misuse, scratches or marks can appear in the black paint. A black touch-up can be ordered from customerservices@tomdixon.net

TABLES, CHAIRS & STOOLS

NATURAL



BLACK




Oak, wire brushed

DESKS

NATURAL



BLACK



FUMED




Finger jointed oak, non-brushed

HERO 2 (CATEGORY A)




HE 0102




HE 0152



HE 0162



HE 0182




HE 0191




HE 0192



HE 0202



HE 0212




HE 0242




HE 0312



HE 0352




HE 0372



HE 0392




HE 0422




HE 0432




HE 0512



HE 0542



HE 0552




HE 0582



HE 0622



HE 0652



HE 0662




HE 0672




HE 0732




HE 0742




HE 0752




HE 0772




HE 0782




HE 0862




HE 0882




HE 0912




HE 0932



HE 0942



HE 0962



HE 0991

HERO 2 (CATEGORY A)

PATRICIA URQUIOLA

Unicoloured Hero 2 is a full-bodied upholstery textile designed by Patricia Urquiola. A new iteration of Hero, it is characterised by its soft texture and exceptional colour richness, and comes in a sporty new palette comprising over 30 nuances.

Hero 2 exemplifies Kvadrat's commitment to Conscious Design Principles. It is primarily woven from wool, a renewable resource, and is re-engineered to contain recycled nylon instead of virgin nylon. Consequently, it is suitable for recycling.

The expansive new palette for Hero 2 showcases Patricia Urquiola's singular approach to colour design. It comprises a dynamic scale of subtle yet vibrant hues inspired by nature that explore tonal associations, including a series of non-traditional interpretations of red.

Type	Upholstery
Composition	97% new wool, 3% recycled nylon
Yarn Type	Worsted
Binding	Plain
Width	Approx. 140 cm (Approx. 55")
Weight	580 g/m ² (18.71 oz/sq ft)
Repeat	None
Cleaning	Vacuum clean frequently, ideally every week. Remove stains as soon as they occur, with clean warm water or sparkling water. Extraction clean when necessary. Extraction cleaning might dissolve water-based glue. Pay attention to temperature and amount of cleaning fluid.
Abrasion	Approx. 60.000 Martindale rubs, EN ISO 12947
Pilling	Note 3-4, EN ISO 12945
Lightfastness	Note 6-7 ISO 105-B02
Fastness to Rubbing	Dry note 4-5 ISO 105-X12 Wet note 4-5 ISO 105-X12
Flame resistance	AS/NZS 3837 class 2 ASTM E84 Class A Unadhered ASTM E84 Class B Adhered BS 5852 crib 5 with treatment BS 5852 ignition source 3 BS 5852 part 1 EN 1021-1/2 EN 13501 B-s2, d0 wrapped, with treatment IMO FTP Code 2010 Part 8 NF D 60 013 SN 198 898 5.3 with treatment UNI 9175 1IM US Cal. Bull. 117-2013

Colour difference may occur

HALLINGDAL 65 (CATEGORY A)

							
HA 0100	HA 0103	HA 0110	HA 0113	HA 0116	HA 0123	HA 0126	HA 0130
							
HA 0143	HA 0153	HA 0166	HA 0173	HA 0180	HA 0190	HA 0200	HA 0220
							
HA 0224	HA 0227	HA 0270	HA 0350	HA 0368	HA 0370	HA 0376	HA 0390
							
HA 0407	HA 0420	HA 0457	HA 0526	HA 0547	HA 0563	HA 0573	HA 0590
							
HA 0596	HA 0600	HA 0657	HA 0660	HA 0674	HA 0680	HA 0687	HA 0694
							
HA 0702	HA 0723	HA 0733	HA 0750	HA 0753	HA 0754	HA 0763	HA 0764
							
HA 0773	HA 0810	HA 0840	HA 0850	HA 0890	HA 0907	HA 0944	HA 0944
							
HA 0960	HA 0968	HA 0980					

HALLINGDAL 65 (CATEGORY A)


NANNA DITZEL

Kvadrat's first textile Hallingdal has become the archetype of woollen textiles. The very durable upholstery fabric was originally designed in 1965 by Nanna Ditzel who is known as one of Denmark's great designers. Hallingdal 65 is made of wool and viscose: the wool provides excellent durability and flexibility, whilst the viscose adds brilliance and depth to the colour. Both materials are dyed before they are spun, which highlights the rich texture of the fabric. The versatile palette includes neutral and strong, primary colours. Some colourways are unicoloured, others are constructed from 2 different unicoloured yarns, and the rest are created using unicoloured yarns in combination with melange yarns. Hallingdal has been continually produced by Kvadrat since the company was established and it remains one of the best selling textiles of the Kvadrat collection.


Type	Upholstery
Composition	70% new wool, 30% viscose
Yarn Type	Woolen
Binding	Plain
Width	Approx. 130 cm (Approx. 51")
Weight	795 g/m ² (25.64 oz/sq ft)
Repeat	None
Cleaning	Vacuum clean frequently, ideally every week. Remove stains as soon as they occur, with clean warm water or sparkling water. Extraction clean when necessary. Extraction cleaning might dissolve water-based glue. Pay attention to temperature and amount of cleaning fluid.
Abrasion	Approx. 100.000 Martindale rubs, EN ISO 12947
Pilling	Note 3-4, EN ISO 12945
Lightfastness	Note 5-7 ISO 105-B02
Fastness to Rubbing	Dry note 4-5 ISO 105-X12 Wet note 3-5 ISO 105-X12
Flame resistance	AS/NZS 1530.3 AS/NZS 3837 class 2 ASTM E84 Class A Adhered ASTM E84 Class B Unadhered BS 5852 Crib 5 BS 5852 part 1 EN 1021-1/2 GB 50222 B1 with treatment (Chinese) IMO FTP Code 2010 Part 8 NF D 60 013 NFPA 260 ÖNORM B1/Q1 SN 198 898 5.3 with treatment UNI 9175 1IM US Cal. Bull. 117-2013

Other fibers may occur in light colours
Colour difference may occur


DIVINA MELANGE 3 (CATEGORY B)




DI 0120



DI 0147



DI 0170



DI 0180



DI 0227




DI 0237



DI 0260



DI 0277




DI 0280



DI 0367




DI 0427



DI 0457



DI 0467




DI 0471



DI 0517



DI 0527




DI 0547




DI 0557




DI 0567




DI 0571



DI 0581




DI 0597




DI 0617



DI 0620




DI 0647



DI 0677




DI 0687




DI 0731



DI 0747



DI 0757




DI 0777




DI 0787



DI 0821




DI 0871




DI 0917



DI 0937



DI 0967



DI 0977

DIVINA MELANGE 3 (CATEGORY B)

FINN SKÖDT

Divina Melange 3 is a vibrant piece-dyed woollen upholstery textile reminiscent of felt. Cheerfully simple, it comes in a fresh, versatile palette by artist and designer Finn Sködt.

Compact, comfortable and extremely smooth, Divina Melange 3 expresses colours and the shape of furniture particularly well. It is constructed by weaving the yarn in a simple binding after which it is subjected to pressure and high temperatures. This milling process, which is often associated with fine tailoring, transforms the material from coarse to a soft and uniform, felt-like surface.


Produced by piece-dyeing a dark or light grey melange, the textile's colour palette perfectly reflects Finn Sködt's pure aesthetic. The new colour scale combines signature nuances, such as hot pink, forest green and Finn Sködt's favourite ultramarine, together with chalky notes and neutral shades. These are meticulously picked from the designer's extensive colour library of hand-painted samples, documenting the colours that he has used in his paintings for decades.

Unlike previous editions of Divina Melange, the new colourways go beyond pairs of light and dark versions of the same colour. Instead, they combine pairs of complimentary yet different tones to deliver a greater degree of diversity.


Divina Melange 3 is versatile and hard-wearing. Consequently, it is suitable for both public and private spaces alike.

Type	Upholstery
Composition	100% new wool
Yarn Type	Woolen yarn
Binding	Broken Twill
Width	Approx. 150 cm (Approx. 59")
Weight	840 g/m ² (27.09 oz/sq ft)
Repeat	None
Cleaning	Do not bleach. Tumble drying possible. Professional dry cleaning with tetrachloroethylene, normal process. Iron at medium temperature (max. 150°C). Do not wash
Abrasion	Approx. 45,000 Martindale rubs, EN ISO 12947
Pilling	Note 3, EN ISO 12945
Lightfastness	Note 6-7 ISO 105-B02
Fastness to Rubbing	Dry note 5 ISO 105-X12 Wet note 3-5 ISO 105-X12
Flame resistance	AS/NZS 1530.3 BS 5852 part 1 BS 5867 part 2 type B IMO FTP Code 2010 Part 8 NF D 60 013 NFPA 260 SN 198 898 5.3 with treatment UNI 9175 1IM US Cal. Bull. 117-2013 EN 1021-1/2 Chinese GB 50222B1 with treatment ÖNORM B1/Q1 ASTM E84 Class B Unadhered ASTM E84 Class A Adhered CAN ULC S109 with treatment EN 13501 B-s2, d0 with treatment BS 5852 crib 5 with treatment
	Other fibers may occur in light colours Colour difference may occur

MELANGE NAP (CATEGORY B)



MN 0111



MN 0171



MN 0191



MN 0211



MN 0221




MN 0241



MN 0271



MN 0321



MN 0351



MN 0371



MN 0411




MN 0441




MN 0461




MN 0491




MN 0521



MN 0551



MN 0651



MN 0691



MN 0711




MN 0751



MN 0771



MN 0791




MN 0871



MN 0911



MN 0951



MN 0991

MELANGE NAP (CATEGORY B)

AKIRA MINAGAWA

Melange Nap is a woollen upholstery textile characterised by exceptional depth of colour and surprising details. Designed by Akira Minagawa, it offers a distinctively unique melange expression.

Extremely soft yet durable, Melange Nap appears to be brushed. It is constructed with a unicoloured and a melange yarn, which creates a graphic pattern of tiny dots that play across its surface.

The volume of details that emerges from the surface of Melange Nap depends on the contrast between the yarns. Some of the darker colourways almost appear unicoloured whereas others have an intriguing multi-coloured look.


Akira Minagawa: 'Melange Nap transforms an interior into 'scenery' within its space. The colour compositions are inspired by six elements from the natural world: Forest, Sun, Ocean, Minerals, Earth, and Dune. Each expression of the textile harmonises with its surroundings in an individual way, while creating a sense of the peace that comes from nature.'

Suitable for public and private spaces, Melange Nap comes in a number of colours derived from upholstery textile Forest Nap, also designed by Akira Minagawa. Consequently, they combine particularly well.


Type	Upholstery
Composition	97% new wool, 3% nylon
Yarn Type	Worsted spun
Binding	Plain
Width	Approx. 140 cm (Approx. 55")
Weight	440 g/m ² (14.19 oz/sq ft)
Repeat	None
Cleaning	Vacuum clean frequently, ideally every week. Remove stains as soon as they occur, with clean warm water or sparkling water. Extraction clean when necessary. Extraction cleaning might dissolve water-based glue. Pay attention to temperature and amount of cleaning fluid.
Abrasion	Approx. 60.000 Martindale rubs, EN ISO 12947
Pilling	Note 3-4, EN ISO 12945
Lightfastness	Note 6-7 ISO 105-B02
Fastness to Rubbing	Dry note 4-5 ISO 105-X12 Wet note 4-5 ISO 105-X12
Flame resistance	AS/NZS 3837 class 2 ASTM E84 Class A Unadhered ASTM E84 Class B Adhered BS 5852 crib 5 with treatment BS 5852 ignition source 3 BS 5852 part 1 EN 1021-1/2 EN 13501 B-s2, d0 wrapped, with treatment IMO FTP Code 2010 Part 8 NF D 60 013 SN 198 898 5.3 with treatment UNI 9175 1IM US Cal. Bull. 117-2013

Colour difference may occur

ELLE (CATEGORY C)




EL 0150



EL 0180



EL 0200



EL 0220




EL 0230



EL 0280




EL 0290



EL 0350



EL 0390




EL 0480




EL 0530



EL 0680



EL 0750



EL 0950

ELLE (CATEGORY C)

SAHCO

A curled bouclé fabric, Elle drapes and curves around furniture like an elegant designer coat. The spun bouclé yarn created by blending wool, viscose and acrylic gives the surface a soft tactility. During the subsequent dyeing the yarns take the colour differently, creating captivating shifts within the same tones. This effect and a slight sheen from the acrylic blend bring life to the voluminous textured bouclé surface. Elegant neutrals range from oyster, coffee, pearl white, light ivory and caramel to cactus green, concrete grey, nutmeg, mud brown and ink. Taking cues from fashion, brighter contrast colours are sunset orange, rust, plum and aqua.

Type	Upholstery
Composition	20% polyacrylic, 15% polyamide, 20% viscose, 20% wool, 25% cotton
Yarn Type	Staple / Filament
Binding	Jacquard
Width	Approx. 140 cm (Approx. 55")
Weight	900 g/m ² (29.03 oz/sq ft)
Repeat	None
Cleaning	Vacuum clean frequently, ideally every week. Remove stains as soon as they occur, with clean warm water or sparkling water. Extraction clean when necessary. Extraction cleaning might dissolve water based glue. Pay attention to temperature and amount of cleaning fluid.
Abrasion	Approx. 70.000 Martindale rubs, EN ISO 12947
Pilling	Note 4-5, EN ISO 12945
Lightfastness	Note 6-7 ISO 105-B02
Fastness to Rubbing	Dry note 4-5 ISO 105-X12 Wet note 4 ISO 105-X12
Flame resistance	BS 5852 Crib 5 with treatment * BS 5852 Part 1 EN 1021-1/2 US Cal. Bull. 117-2013

Colour difference may occur

* To pass this test flame retardant treatment is necessary. We are looking into more environmentally friendly alternatives but for now, the external finisher may use a treatment containing halogen-based flame retardants.


GENTLE 2 (CATEGORY D)




GE 0113



GE 0133



GE 0183




GE 0193



GE 0203



GE 0223



GE 0373




GE 0443



GE 0553



GE 0573



GE 0623




GE 0663




GE 0673



GE 0683



GE 0733




GE 0753




GE 0783



GE 0933



GE 0963



GE 0973

GENTLE 2 (CATEGORY D)

FEBRIK

Gentle 2 is the only knitted stretch velvet upholstery textile on the market. Designed by Febrik, it comes in a refreshed colour scale and combines an inviting presence with a sumptuous, soft pile.

The textile is constructed by knitting loops through a base layer and subsequently shearing the surface. Thanks to a subtly striated surface which derives from the naturally irregular thicknesses of the woollen yarns, Gentle 2 features a rich surface with an elegant shine.

Gentle 2 has a particularly opulent feel as it is laminated onto a 2mm thick base foam. This ensures the textile stands out with a voluminous expression that sets it apart from traditional woven velvets.

The updated colour palette neatly compliments Gentle 2's soft, comfortable expression. It comprises light pastels and clear bright hues, such as lavender, cream, tangerine and electric blue.

Suitable for public and private spaces, Gentle 2 offers excellent stretchability due to its knitted construction. Consequently, it clings to curves in a particularly elegant way and is ideal for upholstering organic shapes, as well as any other form.

Type	Knitted upholstery
Composition	60% wool, 20% polyamide, 20% polyester, 2 mm foam
Yarn Type	Worsted
Binding	Knitted
Width	Approx. 167 cm (Approx. 65 ½")
Weight	970 g/m ² (31.29 oz/sq ft)
Repeat	None
Cleaning	Vacuuming and dry cleaning
Abrasion	Approx. 90.000 Martindale rubs EN ISO 12947
Pilling	Note 4-5 EN ISO 12945
Lightfastness	Note 6-7 ISO 105-B02
Fastness to Rubbing	Dry note 4-5 ISO 105-X12 Wet note 4-5 ISO 105-X12
Flame resistance	BS 5852 Crib 5 with treatment BS 5852 Part 1 DIN 4102 B2 EN 1021-1/2 IMO FTP Code 2010:Part 8 US Cal. Bull. 117-2013

Velvet may occasionally require steaming to restore the fabric pile. Please refer to our Care and Maintenance guide for more information.

TAILOR MADE FABRIC (TMF) AND LEATHER (TML)

In addition to our Collection fabrics, we have over 100 pre-approved Tailor Made Fabrics (TMF) and Leathers (TML) to choose from.

For all non-approved fabrics and leathers, a full chair will need to be produced to approve the fabric in advance of order placement and confirmation. This will be charged at full price, regardless of fabric suitability and will increase the Tailor Made lead time by at least 2 weeks. This is subject to a minimum order quantity.

Please contact customerservices@tomdixon.net for a full list of pre-approved fabrics and leathers and the Tailor Made ordering process.

Fabric/Leather Suitability

It is the responsibility of the Customer to ensure the selected material is suitable for the intended environment. Tom Dixon cannot take any responsibility for the performance of the material or any improper use. It is the responsibility of the Customer to ensure they follow the Care & Maintenance guidelines provided by the manufacturer. Seek further advice from the fabric supplier where required.

Guidelines for Domestic Use

Fabrics must be match resistant. It is the responsibility of the Customer to advise if the TMF or TML fabric supplied is inherently match resistant or will need chemical flame retardant treatment. The upholstery composite (lay up of fabric cover, any interlines and the filling assembly) must be cigarette resistant. It is the responsibility of the Customer to advise if the TMF or TML material supplied is inherently cigarette resistant or will need chemical flame retardant treatment.

Guidelines for Contract Use

The fabric cover and upholstery composite must be match resistant and cigarette resistant. In addition, the upholstery composite must be larger flame source resistant, depending upon the environment the upholstery is placed into. It is the responsibility of the Customer to advise the specific non domestic usage requirements and to advise that the TMF or TML fabric supplied meets the requirements. Any other regional requirements will need to be agreed in advance of order placement. All test certificates must be sent to Tom Dixon for approval in advance of order placement and confirmation.

FABRIC CONSUMPTION			LEATHER COMSUMPTION	
	Metres	Yards	Square Metres	Square Feet
Fat Stool 65	1	1.1	1.8	19.4
Fat Stool 75	1	1.1	1.8	19.4
Fat Dining Chair	1.2	1.3	2	21.5
Fat Lounge Chair	1.7	1.9	2.65	28.5
Wingback Ottoman	1	1.1	2.5	26.9
Wingback Micro	2.8	3.1	5.5	59.2
Wingback Lounge	4.2	4.6	10	107.6
Bird	3.6	3.9	7.31	78.7
S Chair	1.7	1.9	2.61	28.1

Collection Fabrics

Collection fabrics are categorised into four price categories, A-D

CATEGORY A

Kvadrat Hero - HE
Kvadrat Hallingdal 65 - HA

CATEGORY B

Kadrat Melange Nap - MN
Kvadrat Divina Melange 3 - DI

CATEGORY C

Sahco Elle - EL

CATEGORY D

Febrik Gentle 2 - GE



ACCESSORIES

ELEMENTS CANDLE MEDIUM AIR



Material	Natural and Paraffin Mix Wax, Glass
Colour/Finish	White
Item Dimensions	15x10.2x10cm/ 5.8x4.00x4.0in
Item Weight	1.16kg/2.60lb
Candle Weight	280gr/9.9oz
Candle Burn Time	Approximately 40 hrs

Code	ELEC01A
Carton Qty	6
Sold per carton	
Service Offer	Quick Ship

ELEMENTS CANDLE MEDIUM EARTH



Material	Natural and Paraffin Mix Wax, Glass
Colour/Finish	Smoke
Item Dimensions	15x10.2x10cm/ 5.8x4.00x4.0in
Item Weight	1.16kg/2.60lb
Candle Weight	280gr/9.9oz
Candle Burn Time	Approximately 40 hrs

Code	ELEC01E
Carton Qty	6
Sold per carton	
Service Offer	Quick Ship

ELEMENTS CANDLE MEDIUM FIRE



Material	Natural and Paraffin Mix Wax, Glass
Colour/Finish	Black
Item Dimensions	15x10.2x10cm/ 5.8x4.00x4.0in
Item Weight	1.16kg/2.60lb
Candle Weight	280gr/9.9oz
Candle Burn Time	Approximately 40 hrs

Code	ELEC01F
Carton Qty	6
Sold per carton	
Service Offer	Quick Ship

ELEMENTS CANDLE MEDIUM WATER



Material	Natural and Paraffin Mix Wax, Glass
Colour/Finish	Blue
Item Dimensions	15x10.2x10cm/ 5.8x4.00x4.0in
Item Weight	1.16kg/2.60lb
Candle Weight	280gr/9.9oz
Candle Burn Time	Approximately 40 hrs

Code	ELEC01W
Carton Qty	6
Sold per carton	
Service Offer	Quick Ship

ELEMENTS CANDLE LARGE AIR



Material	Natural and Paraffin Mix Wax, Glass
Colour/Finish	White
Item Dimensions	23x16.4x16cm/ 9.1x6.50x6.5in
Item Weight	3.17kg/7.00lb
Candle Weight	1400gr/49.4oz
Candle Burn Time	Approximately 60-70 hrs

Code	ELEC02A
Carton Qty	2
Sold per carton	
Service Offer	Quick Ship

ELEMENTS CANDLE LARGE EARTH



Material	Natural and Paraffin Mix Wax, Glass
Colour/Finish	Smoke
Item Dimensions	23x16.4x16cm/ 9.1x6.50x6.5in
Item Weight	3.17kg/7.00lb
Candle Weight	1400gr/49.4oz
Candle Burn Time	Approximately 60-70 hrs

Code	ELEC02E
Carton Qty	2
Sold per carton	
Service Offer	Quick Ship

ELEMENTS CANDLE LARGE FIRE



Material	Natural and Paraffin Mix Wax, Glass
Colour/Finish	Black
Item Dimensions	23x16.4x16cm/ 9.1x6.50x6.5in
Item Weight	3.17kg/7.00lb
Candle Weight	1400gr/49.4oz
Candle Burn Time	Approximately 60-70 hrs

Code	ELEC02F
Carton Qty	2
Sold per carton	
Service Offer	Quick Ship

ELEMENTS CANDLE LARGE WATER



Material	Natural and Paraffin Mix Wax, Glass
Colour/Finish	Blue
Item Dimensions	23x16.4x16cm/ 9.1x6.50x6.5in
Item Weight	3.17kg/7.00lb
Candle Weight	1400gr/49.4oz
Candle Burn Time	Approximately 60-70 hrs

Code	ELEC02W
Carton Qty	2
Sold per carton	
Service Offer	Quick Ship

ELEMENTS CANDLE GIFT SET



Material	Natural and Paraffin Mix Wax, Glass
Colour/Finish	Black, Smoke, White, Blue
Item Dimensions	7x8x8cm/ 2.6x3.10x3.1in
Item Weight	1.64kg/3.60lb
Candle Weight	120gr/4.2oz
Candle Burn Time	Approximately 25 hrs

Code	ELE03CGS
Carton Qty	6
Sold per carton	
Service Offer	Quick Ship

ELEMENTS DIFFUSER 0.2L AIR



Material	Charcoal, Glass
Colour/Finish	White
Item Dimensions	10x12x12cm/ 3.9x4.70x4.7in
Item Weight	0.58kg/1.30lb
Capacity	200ml/6.8oz
Diffusing Time	Approximately 8-12 weeks

Code	ELED04A
Carton Qty	6
Sold per carton	
Service Offer	Quick Ship

ELEMENTS DIFFUSER 0.2L EARTH



Material	Charcoal, Glass
Colour/Finish	Smoke
Item Dimensions	10x12x12cm/ 3.9x4.70x4.7in
Item Weight	0.58kg/1.30lb
Capacity	200ml/6.8oz
Diffusing Time	Approximately 8-12 weeks

Code	ELED04E
Carton Qty	6
Sold per carton	
Service Offer	Quick Ship

ELEMENTS DIFFUSER 0.2L FIRE



Material	Charcoal, Glass
Colour/Finish	Black
Item Dimensions	10x12x12cm/ 3.9x4.70x4.7in
Item Weight	0.58kg/1.30lb
Capacity	200ml/6.8oz
Diffusing Time	Approximately 8-12 weeks

Code	ELED04F
Carton Qty	6
Sold per carton	
Service Offer	Quick Ship

ELEMENTS DIFFUSER 0.2L WATER



Material	Charcoal, Glass
Colour/Finish	Blue
Item Dimensions	10x12x12cm/ 3.9x4.70x4.7in
Item Weight	0.58kg/1.30lb
Capacity	200ml/6.8oz
Diffusing Time	Approximately 8-12 weeks

Code	ELED04W
Carton Qty	6
Sold per carton	
Service Offer	Quick Ship

ECLECTIC CANDLE MEDIUM ROYALTY



Material	Soy Wax, Nickel Plated Brass, White Marble
Colour/Finish	Silver, Polished
Item Dimensions	8x8.8x9cm/ 3.0x3.50x3.4in
Item Weight	0.60kg/1.30lb
Candle Weight	225gr/7.9oz
Candle Burn Time	Approximately 48 hrs

Code	ECLC01R
Carton Qty	6
Sold per carton	
Service Offer	Quick Ship

ECLECTIC CANDLE MEDIUM ROOT



Material	Soy Wax, Brass, White Marble
Colour/Finish	Gold, Polished
Item Dimensions	8x8.8x9cm/ 3.0x3.50x3.4in
Item Weight	0.60kg/1.30lb
Candle Weight	225gr/7.9oz
Candle Burn Time	Approximately 48 hrs

Code	ECLC01T
Carton Qty	6
Sold per carton	
Service Offer	Quick Ship

ECLECTIC CANDLE MEDIUM LONDON



Material	Soy Wax, Copper, White Marble
Colour/Finish	Copper, Polished
Item Dimensions	8x8.8x9cm/ 3.0x3.50x3.4in
Item Weight	0.60kg/1.30lb
Candle Weight	225gr/7.9oz
Candle Burn Time	Approximately 48 hrs

Code	ECLC01L
Carton Qty	6
Sold per carton	
Service Offer	Quick Ship

ECLECTIC CANDLE MEDIUM ALCHEMY



Material	Soy Wax, Brass, Black Marble
Colour/Finish	Black, Matte
Item Dimensions	8x8.8x9cm/ 3.0x3.50x3.4in
Item Weight	0.60kg/1.30lb
Candle Weight	225gr/7.9oz
Candle Burn Time	Approximately 48 hrs

Code	ECLC01A
Carton Qty	6
Sold per carton	
Service Offer	Quick Ship

ECLECTIC CANDLE LARGE ROYALTY



Material	Soy Wax, Nickel Plated Brass, White Marble
Colour/Finish	Silver, Polished
Item Dimensions	9x10.7x11cm/ 3.5x4.20x4.3in
Item Weight	1.00kg/2.20lb
Candle Weight	425gr/15oz
Candle Burn Time	Approximately 70 hrs

Code	ECLC02R
Carton Qty	2
Sold per carton	
Service Offer	Quick Ship

ECLECTIC CANDLE LARGE ROOT



Material	Soy Wax, Brass, White Marble
Colour/Finish	Gold, Polished
Item Dimensions	9x10.7x11cm/ 3.5x4.20x4.3in
Item Weight	1.00kg/2.20lb
Candle Weight	425gr/15oz
Candle Burn Time	Approximately 70 hrs

Code	ECLC02T
Carton Qty	2
Sold per carton	
Service Offer	Quick Ship

ECLECTIC CANDLE LARGE LONDON



Material	Soy Wax, Copper, White Marble
Colour/Finish	Copper, Polished
Item Dimensions	9x10.7x11cm/ 3.5x4.20x4.3in
Item Weight	1.00kg/2.20lb
Candle Weight	425gr/15oz
Candle Burn Time	Approximately 70 hrs

Code	ECLC02L
Carton Qty	2
Sold per carton	
Service Offer	Quick Ship

ECLECTIC CANDLE GIFT SET



Material	Soy Wax, Copper, Brass, Nickel Plated Brass
Colour/Finish	Copper, Silver, Gold, Polished
Item Dimensions	5x5.4x6cm/ 2.1x2.10x2.3in
Item Weight	0.60kg/1.30lb
Candle Weight	107gr/3.8oz
Candle Burn Time	Approximately 28 hrs

Code	ECLC03GS
Carton Qty	6
Sold per carton	
Service Offer	Quick Ship

ECLECTIC DIFFUSER 0.2L ROYALTY



Material	Nickel Plated Brass, Glass, Natural Reeds
Colour/Finish	Silver, Polished
Item Dimensions	10x8x8cm/ 3.7x3.10x3.1in
Item Weight	1.00kg/2.20lb
Capacity	200ml/6.8oz
Diffusing Time	Approximately 8-12 weeks

Code	ECLD04R
Carton Qty	6
Sold per carton	
Service Offer	Quick Ship

ECLECTIC DIFFUSER 0.2L ROOT



Material	Brass, Glass, Natural Reeds
Colour/Finish	Gold, Polished
Item Dimensions	10x8x8cm/ 3.7x3.10x3.1in
Item Weight	1.00kg/2.20lb
Capacity	200ml/6.8oz
Diffusing Time	Approximately 8-12 weeks

Code	ECLD04T
Carton Qty	6
Sold per carton	
Service Offer	Quick Ship

ECLECTIC DIFFUSER 0.2L LONDON



Material	Copper, Glass, Natural Reeds
Colour/Finish	Copper, Polished
Item Dimensions	10x8x8cm/ 3.7x3.10x3.1in
Item Weight	1.00kg/2.20lb
Capacity	200ml/6.8oz
Diffusing Time	Approximately 8-12 weeks

Code	ECLD04L
Carton Qty	6
Sold per carton	
Service Offer	Quick Ship

ECLECTIC DIFFUSER 0.2L ALCHEMY



Material	Brass, Glass, Natural Reeds
Colour/Finish	Black, Matte
Item Dimensions	10x8x8cm/ 3.7x3.10x3.1in
Item Weight	1.00kg/2.20lb
Capacity	200ml/6.8oz
Diffusing Time	Approximately 8-12 weeks

Code	ECLD04A
Carton Qty	6
Sold per carton	
Service Offer	Quick Ship

ECLECTIC FOG INCENSE CONES ROYALTY



Material	Raw Bhatti
Colour/Finish	Black
Item Dimensions	3x1.2x1cm/ 1.2x0.50x0.5in
Item Weight	0.01kg/0.00lb
Candle Burn Time	Approximately 10 minutes

Code	SCEC01R
Carton Qty	20
Sold per carton	
Service Offer	Quick Ship'

ECLECTIC FOG INCENSE CONES ROOT



Material	Raw Bhatti
Colour/Finish	Black
Item Dimensions	3x1.2x1cm/ 1.2x0.50x0.5in
Item Weight	0.01kg/0.00lb
Candle Burn Time	Approximately 10 minutes

Code	SCEC01T
Carton Qty	20
Sold per carton	
Service Offer	Quick Ship'

ECLECTIC FOG INCENSE CONES LONDON



Material	Raw Bhatti
Colour/Finish	Black
Item Dimensions	3x1.2x1cm/ 1.2x0.50x0.5in
Item Weight	0.01kg/0.00lb
Candle Burn Time	Approximately 10 minutes

Code	SCEC01L
Carton Qty	20
Sold per carton	
Service Offer	Quick Ship'

ECLECTIC FOG GIFT SET ROYALTY



Material
Stainless Steel
Colour/Finish
Silver, Polished
Item Dimensions
5x4.2x4cm/
2.1x1.70x1.7in
Item Weight
0.17kg/0.40lb
Candle Burn Time
Approximately 10 minutes

Code	SCEF01R
Carton Qty	10
Sold per carton	
Service Offer	Quick Ship

ECLECTIC FOG GIFT SET ROOT



Material
Brass
Colour/Finish
Gold, Polished
Item Dimensions
5x4.2x4cm/
2.1x1.70x1.7in
Item Weight
0.17kg/0.40lb
Candle Burn Time
Approximately 10 minutes

Code	SCEF01T
Carton Qty	10
Sold per carton	
Service Offer	Quick Ship

ECLECTIC FOG GIFT SET LONDON



Material
Copper
Colour/Finish
Copper, Polished
Item Dimensions
5x4.2x4cm/
2.1x1.70x1.7in
Item Weight
0.17kg/0.40lb
Candle Burn Time
Approximately 10 minutes

Code	SCEF01L
Carton Qty	10
Sold per carton	
Service Offer	Quick Ship

TANK WHISKEY GLASSES BLACK X 2



Material	Glass
Colour/Finish	Clear, Black
Item Dimensions	8x8.5x9cm/ 3.2x3.30x3.3in
Item Weight	0.15kg/0.30lb
Capacity	300ml/10.1oz
Dishwasher Safe	No
Food Safe	Yes

Code	TKT06B
Carton Qty	6
Sold per carton	
Service Offer	Quick Ship

TANK WHISKEY GLASSES COPPER X 2



Material	Glass
Colour/Finish	Clear, Copper
Item Dimensions	8x8.5x9cm/ 3.2x3.30x3.3in
Item Weight	0.15kg/0.30lb
Capacity	300ml/10.1oz
Dishwasher Safe	No
Food Safe	Yes

Code	TKT06
Carton Qty	6
Sold per carton	
Service Offer	Quick Ship

TANK LOW BALL GLASSES BLACK X 2



Material	Glass
Colour/Finish	Clear, Black
Item Dimensions	11x8x8cm/ 4.3x3.10x3.1in
Item Weight	0.25kg/0.60lb
Capacity	240ml/8.1oz
Dishwasher Safe	No
Food Safe	Yes

Code	TKT01B
Carton Qty	6
Sold per carton	
Service Offer	Quick Ship

TANK LOW BALL GLASSES COPPER X 2



Material	Glass
Colour/Finish	Clear, Copper
Item Dimensions	11x8x8cm/ 4.3x3.10x3.1in
Item Weight	0.25kg/0.60lb
Capacity	240ml/8.1oz
Dishwasher Safe	No
Food Safe	Yes

Code	TKT01
Carton Qty	6
Sold per carton	
Service Offer	Quick Ship

TANK HIGH BALL GLASSES BLACK X 2



Material	Glass
Colour/Finish	Clear, Black
Item Dimensions	17x8x8cm/ 6.5x3.10x3.1in
Item Weight	0.35kg/0.80lb
Capacity	380ml/12.8oz
Dishwasher Safe	No
Food Safe	Yes

Code	TKT02B
Carton Qty	6
Sold per carton	
Service Offer	Quick Ship

TANK HIGH BALL GLASSES COPPER X 2



Material	Glass
Colour/Finish	Clear, Copper
Item Dimensions	17x8x8cm/ 6.5x3.10x3.1in
Item Weight	0.35kg/0.80lb
Capacity	380ml/12.8oz
Dishwasher Safe	No
Food Safe	Yes

Code	TKT02
Carton Qty	6
Sold per carton	
Service Offer	Quick Ship

TANK CHAMPAGNE GLASSES BLACK X 2



Material	Glass
Colour/Finish	Clear, Black
Item Dimensions	23x6x6cm/ 8.9x2.40x2.4in
Item Weight	0.30kg/0.70lb
Capacity	180ml/6.1oz
Dishwasher Safe	No
Food Safe	Yes

Code	TKT03B
Carton Qty	6
Sold per carton	
Service Offer	Quick Ship

TANK CHAMPAGNE GLASSES COPPER X 2



Material	Glass
Colour/Finish	Clear, Copper
Item Dimensions	23x6x6cm/ 8.9x2.40x2.4in
Item Weight	0.30kg/0.70lb
Capacity	180ml/6.1oz
Dishwasher Safe	No
Food Safe	Yes

Code	TKT03
Carton Qty	6
Sold per carton	
Service Offer	Quick Ship

TANK WINE GLASSES BLACK X 2



Material	Glass
Colour/Finish	Clear, Black
Item Dimensions	19x9x9cm/ 7.3x3.50x3.5in
Item Weight	0.26kg/0.60lb
Capacity	420ml/14.2oz
Dishwasher Safe	No
Food Safe	Yes

Code	TKT04B
Carton Qty	6
Sold per carton	
Service Offer	Quick Ship

TANK WINE GLASSES COPPER X 2



Material	Glass
Colour/Finish	Clear, Copper
Item Dimensions	19x9x9cm/ 7.3x3.50x3.5in
Item Weight	0.26kg/0.60lb
Capacity	420ml/14.2oz
Dishwasher Safe	No
Food Safe	Yes

Code	TKT04
Carton Qty	6
Sold per carton	
Service Offer	Quick Ship

TANK JUG BLACK



Material	Glass
Colour/Finish	Clear, Black
Item Dimensions	36x14.5x15cm/ 14.0x5.70x5.7in
Item Weight	1.30kg/2.90lb
Capacity	1500ml/50.7oz
Dishwasher Safe	No
Food Safe	Yes

Code	TKJ01B
Carton Qty	2
Sold per carton	
Service Offer	Quick Ship

TANK JUG COPPER



Material	Glass
Colour/Finish	Clear, Copper
Item Dimensions	36x14.5x15cm/ 14.0x5.70x5.7in
Item Weight	1.30kg/2.90lb
Capacity	1500ml/50.7oz
Dishwasher Safe	No
Food Safe	Yes

Code	TKJ01
Carton Qty	2
Sold per carton	
Service Offer	Quick Ship

TANK WHISKEY DECANTER BLACK



Material	Glass
Colour/Finish	Clear, Black
Item Dimensions	23x13x13cm/ 9.1x5.10x5.1in
Item Weight	0.90kg/2.00lb
Capacity	1000ml/33.8oz
Dishwasher Safe	No
Food Safe	Yes

Code	TKWD01B
Carton Qty	2
Sold per carton	
Service Offer	Quick Ship

TANK WHISKEY DECANTER COPPER



Material	Glass
Colour/Finish	Clear, Copper
Item Dimensions	23x13x13cm/ 9.1x5.10x5.1in
Item Weight	0.90kg/2.00lb
Capacity	1000ml/33.8oz
Dishwasher Safe	No
Food Safe	Yes

Code	TKWD01
Carton Qty	2
Sold per carton	
Service Offer	Quick Ship

TANK DECANTER BLACK



Material	Glass
Colour/Finish	Clear, Black
Item Dimensions	30x17x17cm/ 11.8x6.70x6.7in
Item Weight	1.20kg/2.60lb
Capacity	1000ml/33.8oz
Dishwasher Safe	No
Food Safe	Yes

Code	TKC01B
Carton Qty	2
Sold per carton	
Service Offer	Quick Ship

TANK DECANTER COPPER



Material	Glass
Colour/Finish	Clear, Copper
Item Dimensions	30x17x17cm/ 11.8x6.70x6.7in
Item Weight	1.20kg/2.60lb
Capacity	1000ml/33.8oz
Dishwasher Safe	No
Food Safe	Yes

Code	TKC01
Carton Qty	2
Sold per carton	
Service Offer	Quick Ship

PUCK SHOT GLASSES X 4



Material	Glass
Colour/Finish	Clear, Smoke
Item Dimensions	6x6.5x7cm/ 2.4x2.60x2.6in
Item Weight	0.10kg/0.20lb
Capacity	50ml/1.7oz
Dishwasher Safe	Yes
Food Safe	Yes

Code	PUKSG01
Carton Qty	4
Sold per carton	
Service Offer	Quick Ship

PUCK NOSING GLASSES X 2



Material	Glass
Colour/Finish	Clear, Smoke
Item Dimensions	10x6.5x7cm/ 4.1x2.60x2.6in
Item Weight	0.20kg/0.40lb
Capacity	175ml/5.9oz
Dishwasher Safe	Yes
Food Safe	Yes

Code	PUKWG01
Carton Qty	6
Sold per carton	
Service Offer	Quick Ship

PUCK FLUTE GLASSES X 2



Material	Glass
Colour/Finish	Clear, Smoke
Item Dimensions	17x6.5x7cm/ 6.8x2.60x2.6in
Item Weight	0.16kg/0.40lb
Capacity	125ml/4.2oz
Dishwasher Safe	Yes
Food Safe	Yes

Code	PUKFL01
Carton Qty	6
Sold per carton	
Service Offer	Quick Ship

PUCK HIGHBALL GLASSES X 2



Material	Glass
Colour/Finish	Clear, Smoke
Item Dimensions	18x6.5x7cm/ 7.1x2.60x2.6in
Item Weight	0.16kg/0.40lb
Capacity	335ml/11.3oz
Dishwasher Safe	Yes
Food Safe	Yes

Code	PUKHB01
Carton Qty	6
Sold per carton	
Service Offer	Quick Ship

PUCK COCKTAIL GLASSES X 2



Material Glass
Colour/Finish Clear, Smoke
Item Dimensions 10x10x10cm/
3.9x3.90x3.9in
Item Weight 0.18kg/0.40lb
Capacity 260ml/8.8oz
Dishwasher Safe Yes
Food Safe Yes

Code PUKCG01
Carton Qty 6
Sold per carton
Service Offer Quick Ship

PUCK WATER TUMBLERS X 2



Material Glass
Colour/Finish Clear, Smoke
Item Dimensions 11x8x8cm/
4.3x3.10x3.1in
Item Weight 0.20kg/0.40lb
Capacity 330ml/11.2oz
Dishwasher Safe Yes
Food Safe Yes

Code PUKWT01
Carton Qty 6
Sold per carton
Service Offer Quick Ship

PUCK BALLOON GLASSES X 2



Material Glass
Colour/Finish Clear, Smoke
Item Dimensions 15x9.6x10cm/
5.9x3.80x3.8in
Item Weight 0.25kg/0.60lb
Capacity 450ml/15.2oz
Dishwasher Safe Yes
Food Safe Yes

Code PUKBG01
Carton Qty 6
Sold per carton
Service Offer Quick Ship

PUCK COUPE GLASSES X 2



Material Glass
Colour/Finish Clear, Smoke
Item Dimensions 12x11.3x11cm/
4.8x4.40x4.4in
Item Weight 0.25kg/0.60lb
Capacity 175ml/5.9oz
Dishwasher Safe Yes
Food Safe Yes

Code PUKCO01
Carton Qty 6
Sold per carton
Service Offer Quick Ship

PUCK DECANTER



Material	Glass
Colour/Finish	Clear, Smoke
Item Dimensions	25x9x9cm/ 10.0x3.50x3.5in
Item Weight	1.00kg/2.20lb
Capacity	900ml/30.4oz
Dishwasher Safe	Yes
Food Safe	Yes

Code	PUKDC01
Carton Qty	2
Sold per carton	
Service Offer	Quick Ship

PUCK ICE BUCKET



Material	Glass
Colour/Finish	Clear, Smoke
Item Dimensions	16x19.5x20cm/ 6.4x7.70x7.7in
Item Weight	1.50kg/3.30lb
Capacity	2200ml/74.4oz
Dishwasher Safe	Yes
Food Safe	Yes

Code	PUKIB01
Carton Qty	2
Sold per carton	
Service Offer	Quick Ship

BUMP SHORT GLASSES GREEN X 2



Material	Glass
Colour/Finish	Clear, Green
Item Dimensions	9x8.4x8cm/ 3.5x3.30x3.3in
Item Weight	0.17kg/0.40lb
Capacity	270ml/9.1oz
Dishwasher Safe	Yes
Food Safe	Yes

Code	BPSG02
Carton Qty	4
Sold per carton	
Service Offer	New

BUMP TALL GLASSES GREEN X 2



Material	Glass
Colour/Finish	Clear, Green
Item Dimensions	14x8.4x8cm/ 5.5x3.30x3.3in
Item Weight	0.25kg/0.60lb
Capacity	350ml/11.8oz
Dishwasher Safe	Yes
Food Safe	Yes

Code	BPTG02
Carton Qty	4
Sold per carton	
Service Offer	New

BUMP JUG GREEN



Material	Glass
Colour/Finish	Clear, Green
Item Dimensions	22x13x13cm/ 8.7x5.10x5.1in
Item Weight	0.33kg/0.70lb
Capacity	750ml/25.4oz
Dishwasher Safe	Yes
Food Safe	Yes

Code	BPJ02
Carton Qty	4
Sold per carton	
Service Offer	New

BUMP TEA CUPS BLACK X 2



Material	Glass
Colour/Finish	Clear, Black
Item Dimensions	7x11.25x11cm/ 2.8x4.40x4.4in
Item Weight	0.20kg/0.40lb
Capacity	150ml/5.1oz
Dishwasher Safe	Yes
Food Safe	Yes

Code	BPTC02
Carton Qty	4
Sold per carton	
Service Offer	New

BUMP TEA POT GREEN



Material	Glass
Colour/Finish	Clear, Green
Item Dimensions	14x23.9x16cm/ 5.5x9.40x6.3in
Item Weight	0.58kg/1.30lb
Capacity	1000ml/33.8oz
Dishwasher Safe	Yes
Food Safe	Yes

Code	BPTP02
Carton Qty	2
Sold per carton	
Service Offer	New

BREW MILL SMALL



Material	Stainless Steel
Colour/Finish	Silver, Polished
Item Dimensions	25x8.2x8cm/ 9.8x3.20x3.2in
Item Weight	0.41kg/0.90lb
Capacity	37ml/1.3oz
Dishwasher Safe	No
Food Safe	Yes

Code	MIL01
Carton Qty	6
Sold per carton	
Service Offer	Collection

BREW MILL TALL



Material	Stainless Steel
Colour/Finish	Silver, Polished
Item Dimensions	33x7.2x7cm/ 13.0x2.80x2.8in
Item Weight	0.48kg/1.10lb
Capacity	50ml/1.7oz
Dishwasher Safe	No
Food Safe	Yes

Code	MIL02
Carton Qty	6
Sold per carton	
Service Offer	Collection

BREW ESPRESSO CUPS X 4



Material	Stainless Steel
Colour/Finish	Silver, Polished
Item Dimensions	7x16x16cm/ 2.6x6.30x6.3in
Item Weight	0.10kg/0.20lb
Dishwasher Safe	No
Food Safe	Yes

Code	BRWES02SS
Carton Qty	4
Sold per carton	
Service Offer	Collection

BREW STOVE TOP



Material	Stainless Steel, Bakelite
Colour/Finish	Silver, Polished
Item Dimensions	23x15x13cm/ 9.1x5.90x5.1in
Item Weight	0.74kg/1.60lb
Capacity	200ml/6.8oz
Dishwasher Safe	No
Food Safe	Yes

Code	BRWST02SS
Carton Qty	4
Sold per carton	
Service Offer	Collection

BREW CAFETIERE



Material	Stainless Steel, Bakelite
Colour/Finish	Silver, Polished
Item Dimensions	25x14.5x15cm/ 9.8x5.70x5.7in
Item Weight	0.93kg/2.10lb
Capacity	750ml/25.4oz
Dishwasher Safe	No
Food Safe	Yes

Code	BRWCF02SSV2
Carton Qty	4
Sold per carton	
Service Offer	Collection

FORM CADDY



Material	Stainless Steel
Colour/Finish	Silver, Polished
Item Dimensions	12x8.2x8cm/ 4.7x3.20x3.2in
Item Weight	0.27kg/0.60lb
Capacity	430ml/14.5oz
Dishwasher Safe	No
Food Safe	Yes

Code	FORC01SS
Carton Qty	4
Sold per carton	
Service Offer	Quick Ship

FORM MILK JUG



Material	Stainless Steel
Colour/Finish	Silver, Polished
Item Dimensions	9x7.5x8cm/ 3.5x3.00x3.0in
Item Weight	0.20kg/0.40lb
Capacity	270ml/9.1oz
Dishwasher Safe	No
Food Safe	Yes

Code	FORMJ01SS
Carton Qty	4
Sold per carton	
Service Offer	Quick Ship

FORM SUGAR DISH AND SPOON



Material	Stainless Steel
Colour/Finish	Silver, Polished
Item Dimensions	7x10x10cm/ 2.8x3.90x3.9in
Item Weight	0.24kg/0.50lb
Dishwasher Safe	No
Food Safe	Yes

Code	FORJ01SS
Carton Qty	4
Sold per carton	
Service Offer	Quick Ship

FORM JUG



Material	Stainless Steel, Bakelite
Colour/Finish	Silver, Polished
Item Dimensions	24x8.9x9cm/ 9.4x3.50x3.5in
Item Weight	0.59kg/1.30lb
Capacity	1100ml/37.2oz
Dishwasher Safe	No
Food Safe	Yes

Code	FORJ01SS
Carton Qty	4
Sold per carton	
Service Offer	Quick Ship

FORM TEA



Material	Stainless Steel, Bakelite
Colour/Finish	Silver, Polished
Item Dimensions	12x15x27cm/ 4.7x5.90x10.4in
Item Weight	0.79kg/1.70lb
Capacity	750ml/25.4oz
Dishwasher Safe	No
Food Safe	Yes

Code	FORTP01SS
Carton Qty	4
Sold per carton	
Service Offer	Quick Ship

FORM TRAY



Material	Stainless Steel
Colour/Finish	Silver, Polished
Item Dimensions	3x44x49cm/ 1.1x17.30x19.3in
Item Weight	1.26kg/2.80lb
Dishwasher Safe	No
Food Safe	Yes

Code	FORTR01SS
Carton Qty	4
Sold per carton	
Service Offer	Quick Ship

STONE SERVING BOARD



Material	Marble, Stainless Steel
Colour/Finish	White, Silver, Polished
Item Dimensions	3x22x22cm/ 1.0x8.70x8.7in
Item Weight	1.90kg/4.20lb
Dishwasher Safe	No
Food Safe	Yes

Code	STSB11W
Carton Qty	4
Sold per carton	
Service Offer	Collection

STONE CHOPPING BOARD



Material	Marble, Stainless Steel
Colour/Finish	White, Silver, Polished
Item Dimensions	2x27x42cm/ 0.6x10.60x16.5in
Item Weight	3.56kg/7.80lb
Dishwasher Safe	No
Food Safe	Yes

Code	STCB11W
Carton Qty	3
Sold per carton	
Service Offer	Collection

STONE SPICE GRINDER



Material	Marble
Colour/Finish	White, Polished
Item Dimensions	8x12x12cm/ 3.1x4.70x4.7in
Item Weight	1.78kg/3.90lb
Dishwasher Safe	No
Food Safe	Yes

Code	STSG11W
Carton Qty	4
Sold per carton	
Service Offer	Collection

STONE PESTLE AND MORTAR



Material	Marble
Colour/Finish	White, Polished
Item Dimensions	11x20x20cm/ 4.3x7.90x7.9in
Item Weight	5.70kg/12.60lb
Dishwasher Safe	No
Food Safe	Yes

Code	STPM11W
Service Offer	Collection

TANK VASE STEM COPPER



Material	Glass
Colour/Finish	Clear, Copper
Item Dimensions	29x11x11cm/ 11.4x4.30x4.3in
Item Weight	1.10kg/2.40lb
Dishwasher Safe	No

Code	TKST01
Carton Qty	4
Sold per carton	
Service Offer	Quick Ship

TANK VASE MEDIUM COPPER



Material	Glass
Colour/Finish	Clear, Copper
Item Dimensions	19x14x14cm/ 7.5x5.50x5.5in
Item Weight	1.30kg/2.90lb
Dishwasher Safe	No

Code	TKSP01
Carton Qty	4
Sold per carton	
Service Offer	Quick Ship

TANK VASE LARGE COPPER



Material Glass
Colour/Finish Clear, Copper
Item Dimensions 36x30x30cm/
14.2x11.80x11.8in
Item Weight 3.00kg/6.60lb
Dishwasher Safe No

Code TKBQ02
Carton Qty 2
Sold per carton
Service Offer Quick Ship

BUMP VASE SHORT BLACK



Material Glass
Colour/Finish Black
Item Dimensions 13x11x11cm/
4.9x4.30x4.3in
Item Weight 0.24kg/0.50lb
Dishwasher Safe No

Code BPVS02
Carton Qty 4
Sold per carton
Service Offer New

BUMP VASE CONE BLACK



Material Glass
Colour/Finish Black
Item Dimensions 22x15x15cm/
8.7x5.90x5.9in
Item Weight 0.45kg/1.00lb
Dishwasher Safe No

Code BPVCF02
Carton Qty 2
Sold per carton
Service Offer New

BUMP VASE TALL GREEN



Material Glass
Colour/Finish Green
Item Dimensions 27x13x13cm/
10.6x5.10x5.1in
Item Weight 0.59kg/1.30lb
Dishwasher Safe No

Code BPVT02
Carton Qty 2
Sold per carton
Service Offer New

PRESS TEALIGHT VERTICAL



Material
Glass
Colour/Finish
Clear
Item Dimensions
7x9.5x10cm/
2.8x3.70x3.7in
Item Weight
0.70kg/1.50lb
Dishwasher Safe
No

Code
PRT01
Carton Qty
6
Sold per carton
Service Offer
Quick Ship

PRESS VASE STEM



Material
Glass
Colour/Finish
Clear
Item Dimensions
18x8.5x9cm/
6.9x3.30x3.3in
Item Weight
1.14kg/2.50lb
Dishwasher Safe
No

Code
PRVA01
Carton Qty
4
Sold per carton
Service Offer
Quick Ship

PRESS VASE MEDIUM



Material
Glass
Colour/Finish
Clear
Item Dimensions
22x11x11cm/
8.5x4.30x4.3in
Item Weight
2.50kg/5.50lb
Dishwasher Safe
No

Code
PRVA02
Carton Qty
2
Sold per carton
Service Offer
Quick Ship

PRESS VASE LARGE



Material
Glass
Colour/Finish
Clear
Item Dimensions
31x17.5x18cm/
12.2x6.90x6.9in
Item Weight
5.40kg/11.90lb
Dishwasher Safe
No

Code
PRVA03
Carton Qty
2
Sold per carton
Service Offer
Quick Ship

PRESS BOWL SMALL



Material	Glass
Colour/Finish	Clear
Item Dimensions	8x18x18cm/ 3.3x7.10x7.1in
Item Weight	2.10kg/4.60lb
Dishwasher Safe	No
Food Safe	Yes

Code	PRB01
Carton Qty	4
Sold per carton	
Service Offer	Collection

PRESS BOWL MEDIUM



Material	Glass
Colour/Finish	Clear
Item Dimensions	6x30x30cm/ 2.4x11.80x11.8in
Item Weight	2.78kg/6.10lb
Dishwasher Safe	No
Food Safe	Yes

Code	PRB02
Carton Qty	2
Sold per carton	
Service Offer	Collection

PRESS BOWL LARGE



Material	Glass
Colour/Finish	Clear
Item Dimensions	8x40.5x30cm/ 3.3x15.90x11.6in
Item Weight	5.00kg/11.00lb
Dishwasher Safe	No
Food Safe	Yes

Code	PRB03
Carton Qty	2
Sold per carton	
Service Offer	Quick Ship

BONE BOWL SMALL BRASS



Material	Brass
Colour/Finish	Gold, Matte
Item Dimensions	6x22x22cm/ 2.4x8.70x8.7in
Item Weight	0.50kg/1.10lb
Food Safe	Dry food only

Code	BOB02B
Carton Qty	8
Sold per carton	
Service Offer	Quick Ship

BONE BOWL LARGE BRASS



Material
Brass
Colour/Finish
Gold, Matte
Item Dimensions
12x39x39cm/
4.7x15.40x15.4in
Item Weight
1.50kg/3.30lb
Food Safe
Dry food only

Code
BOB01B
Carton Qty
2
Sold per carton
Service Offer
Quick Ship

BONE BOWL EXTRA LARGE BRASS



Material
Brass
Colour/Finish
Gold, Matte
Item Dimensions
22x60x60cm/
8.7x23.60x23.6in
Item Weight
5.00kg/11.00lb
Food Safe
Dry food only

Code
BOB03B
Service Offer
Quick Ship

BASH VESSEL SMALL



Material
Brass
Colour/Finish
Gold, Matte
Item Dimensions
15x23x32cm/
6.0x9.10x12.4in
Item Weight
0.87kg/1.90lb
Food Safe
Dry food only

Code
BAV12B
Carton Qty
4
Sold per carton
Service Offer
Collection

BASH VESSEL LARGE



Material
Brass
Colour/Finish
Gold, Matte
Item Dimensions
13x34x41cm/
4.9x13.40x16.1in
Item Weight
1.45kg/3.20lb
Food Safe
Dry food only

Code
BAV13B
Carton Qty
2
Sold per carton
Service Offer
Collection

BASH VESSEL WIDE



Material Brass
Colour/Finish Gold, Matte
Item Dimensions 41x38x23cm/
16.1x15.00x9.1in
Item Weight 2.30kg/5.10lb
Food Safe Dry food only

Code	BAV16B
Carton Qty	2
Sold per carton	
Service Offer	Collection

BASH VESSEL TALL



Material Brass
Colour/Finish Gold, Matte
Item Dimensions 53x20x32cm/
20.9x7.90x12.6in
Item Weight 4.25kg/9.40lb
Food Safe Dry food only

Code	BAV14B
Carton Qty	2
Sold per carton	
Service Offer	Collection

BASH TRAY



Material Brass
Colour/Finish Gold, Matte
Item Dimensions 6x37.5x47cm/
2.4x14.80x18.5in
Item Weight 1.15kg/2.50lb
Food Safe Dry food only

Code	BAT12B
Carton Qty	4
Sold per carton	
Service Offer	Collection

BEAT VESSEL TALL



Material Brass
Colour/Finish Gold, Brushed
Item Dimensions 110x25.5x26cm/
43.3x10.00x10.0in
Item Weight 7.14kg/15.70lb

Code	BRV01B
Service Offer	Collection

BEAT VESSEL TOP



Material
Brass
Colour/Finish
Gold, Brushed
Item Dimensions
78x45.5x46cm/
30.5x17.90x17.9in
Item Weight
5.76kg/12.70lb

Code	BRV03B
Service Offer	Collection

BEAT VESSEL DROP



Material
Brass
Colour/Finish
Gold, Brushed
Item Dimensions
93x55x55cm/
36.7x21.70x21.7in
Item Weight
6.16kg/13.60lb

Code	BRV02B
Service Offer	Collection

CLOUD VESSEL SHORT



Material
Aluminum
Colour/Finish
Silver, Polished
Item Dimensions
24x23x21cm/
9.4x9.10x8.3in
Item Weight
0.96kg/2.10lb
Food Safe
Dry food only

Code	CLOV01
Carton Qty	4
Sold per carton	
Service Offer	Collection

CLOUD VESSEL TALL



Material
Aluminum
Colour/Finish
Silver, Polished
Item Dimensions
44x21.5x22cm/
17.1x8.50x8.5in
Item Weight
1.50kg/3.30lb
Food Safe
Dry food only

Code	CLOV02
Carton Qty	2
Sold per carton	
Service Offer	Collection


CLOUD BOWL LARGE



Material	Aluminum
Colour/Finish	Silver, Polished
Item Dimensions	19x45.5x44cm/ 7.5x17.90x17.1in
Item Weight	1.22kg/2.70lb
Food Safe	Dry food only

Code	CLOBO01
Carton Qty	2
Sold per carton	
Service Offer	Collection

ETCH TEALIGHT HOLDER STAINLESS STEEL



Material	Stainless Steel
Colour/Finish	Silver, Polished
Item Dimensions	11x12x12cm/ 4.1x4.70x4.7in
Item Weight	0.20kg/0.40lb

Code	ETT02S
Carton Qty	10
Sold per carton	
Service Offer	Collection

ETCH TEALIGHT HOLDER BRASS



Material	Brass
Colour/Finish	Gold, Matte
Item Dimensions	11x12x12cm/ 4.1x4.70x4.7in
Item Weight	0.20kg/0.40lb

Code	ETT02B
Carton Qty	10
Sold per carton	
Service Offer	Collection

SPIN CANDELABRA MINI



Material	Cast Iron
Colour/Finish	Black, Matte
Item Dimensions	38x12x39cm/ 15.0x4.70x15.2in
Item Weight	3.69kg/8.10lb

Code	SPT03
Carton Qty	2
Sold per carton	
Service Offer	Collection

SPIN CANDELABRA



Material
Cast Iron
Colour/Finish
Black, Matte
Item Dimensions
55x105x105cm/
21.7x41.30x41.3in
Item Weight
8.00kg/17.60lb

Code	SPT02
Service Offer	Collection

STONE STACKING CANDLEHOLDER WHITE



Material
Marble
Colour/Finish
White, Polished
Item Dimensions
36x13x13cm/
14.2x5.10x5.1in
Item Weight
5.20kg/11.50lb

Code	STCH11W
Service Offer	New

STONE STACKING CANDLEHOLDER GREEN



Material
Marble
Colour/Finish
Forest Green, Polished
Item Dimensions
36x13x13cm/
14.3x5.10x5.1in
Item Weight
5.20kg/11.50lb

Code	ROCH03GR
Service Offer	Collection

STONE BOOKENDS WHITE X 2



Material
Marble
Colour/Finish
White, Polished
Item Dimensions
10x10x14cm/
3.9x3.90x5.5in
Item Weight
2.30kg/5.10lb

Code	STBE11W
Carton Qty	2
Sold per carton	
Service Offer	New

SWIRL MULTI CANDELABRA



Material Marble Powder
Colour/Finish Multi, Polished
Item Dimensions 24x19x16cm/
9.4x7.50x6.3in
Item Weight 4.70kg/10.40lb

Code SWCA02
Service Offer Collection

SWIRL VASE STEM



Material Marble Powder
Colour/Finish Multi, Polished
Item Dimensions 23x9.1x9cm/
9.1x3.60x3.5in
Item Weight 1.60kg/3.50lb

Code SWVA02
Carton Qty 4
Sold per carton
Service Offer Collection

SWIRL VASE SMALL



Material Marble Powder
Colour/Finish Multi, Polished
Item Dimensions 26x12.9x13cm/
10.2x5.10x5.1in
Item Weight 3.70kg/8.20lb

Code SWVA03
Carton Qty 2
Sold per carton
Service Offer Collection

SWIRL VASE MEDIUM



Material Marble Powder
Colour/Finish Multi, Polished
Item Dimensions 25x14.5x15cm/
9.6x5.70x5.7in
Item Weight 5.10kg/11.20lb

Code SWVA04
Carton Qty 2
Sold per carton
Service Offer Collection

SWIRL BOOKENDS X 2



Material Marble Powder
Colour/Finish Multi, Polished
Item Dimensions 15x5x15cm/
5.9x2.00x5.9in
Item Weight 3.30kg/7.30lb

Code	SWBE01
Carton Qty	2
Sold per carton	
Service Offer	Collection



APPENDIX

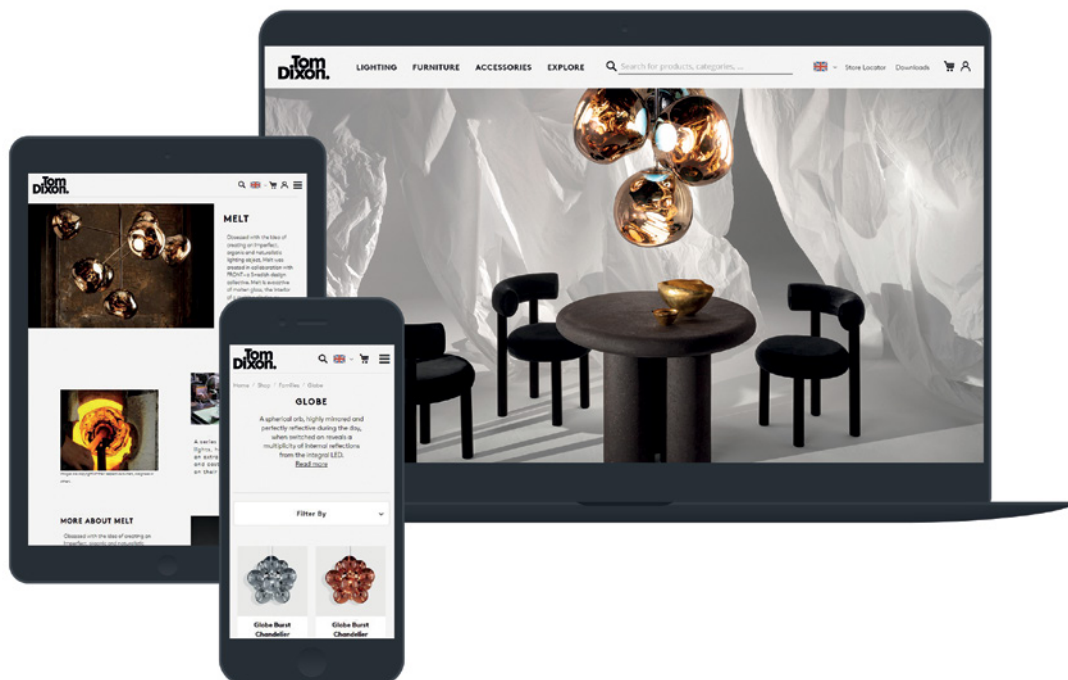
DISCOVER TOM DIXON

TOMDIXON.NET

The Tom Dixon website is the fastest, easiest way to see our full collection and all professional product information you need, including silhouettes, CAD files and BIM files. The website also has a host of tools and features. See our upholstered furniture in different coloured fabrics. Choose from our collection of pre-configured pendant systems. You can also be inspired and see our products in-situ by browsing our library of extraordinary spaces. The company account area provides all members with access to B2B features like quoting, quick ship order, and more.

TOMDIXON.PRESSCLOUD.COM

Our new Tom Dixon portal is an online platform from which trade and press can access our sales and marketing collateral. From lookbooks, price lists and catalogues to latest press releases and brand assets, the portal offers a wealth of information and thousands of products and spaces images.



TOM DIXON ON BIMOBJECTS

Tom Dixon's range of lighting and furniture is now available to users of BIM software, such as Revit and Archicad, via BIMObject. Our high-quality BIM files give architects and designers around the world new scope and ease to incorporate our extraordinary products in their projects. Please visit bimobject.com for more info.

FOLLOW US

Discover extraordinary Tom Dixon campaigns, events, competitions, and collaborations through our social channels.

CONTACT US

United Kingdom, Europe, Middle East & Africa Sales Office

Telephone: 0330 3630 036

Email: sales@tomdixon.net

Americas Sales Office

Telephone: +1 886 446 3140

Email: sales-us@tomdixon.net

Asia Pacific Sales Office

Telephone: 0330 3630 036

Email: apac@tomdixon.net

ORDER TO DELIVERY SERVICE OFFERS

Tom Dixon has introduced a new program to drive a faster order to delivery service. The full range is now clearly structured into three service offers; Quick Ship, Collection and Tailor Made. Please inquire about stock availability for new products.

QUICK SHIP

Furniture, Lighting & Accessories

- Best sellers
- Always available in our warehouse
- Immediate delivery
- Never out of stock

COLLECTION

Furniture, Lighting & Accessories

- Made-to-stock
- Upholstery Furniture

Made-to-order

6 fabrics in all colours, typically delivered in 10 weeks

TAILOR MADE

Furniture

- Upholstery Furniture
 - Made-to-order
 - Larger choice on fabrics and finishes
- Estimated delivery lead time: four months
- Contract projects

NEW

Furniture, Lighting & Accessories

- Please enquire for stock availability

GENERAL INFORMATION

These maintenance tips are purely recommendations and cannot guarantee 100% stain removal. Please consider the properties of the high quality natural material and ensure that appropriate care is taken to maintain the long lasting beauty of your product. For further details please contact your Sales Representative.

LIGHTING

Metallised Polycarbonate

Metallised polycarbonate products are only guaranteed against non-aggressive atmospheric conditions and therefore must only be stored and installed in temperature controlled environments to preserve the quality of the product. Clean with a soft dry cloth only. Do not use polishing agents, water or abrasive materials. Always switch off the electricity supply before cleaning.

We adhere to specific European Directives (such as "The Restriction of Hazardous Substances Directive" (RoHS) 2002/95/EC) and certain safety standards required by the international marketplace (British and European IEC standard, UL rating).

LED Care

When cleaning/servicing LED products, avoid touching LED chips and other exposed electrical components with bare hands. Direct contact can lead to increased wear and a shorter product lifespan.

Dimmability

Lighting stating the term dimmable, means it has compatibility tested and verified to work with a variety of common, mains voltage, off the shelf, LED (Trailing edge) and/or non-LED (Leading edge) dimmer switches.

Correct installation with other dimming and building management systems such as Dali, KNX, 1-10V, 0-10V will require separate advice from the specific systems expert.

FURNITURE & UPHOLSTERY

General Care Advice

Avoid exposing products to excessive heat e.g. by placing in front of a radiator, as this can cause cracking. A minimum 30cm clearance from heat source is advised.

FURNITURE

Cork

Cork is a natural material, and although the surface of our products has been treated with an oil, great care should be taken to ensure it's longevity. Spills should be wiped and cleaned immediately, especially oils and wine as these will leave marks if left. Regular wiping with a damp cloth and occasionally with a mild detergent will keep the table in good condition. As the material is made from granules of cork, heavy use or mistreating the surfaces can lead to cork coming loose and leaving visible dents or gaps. Colour variation in the granules is normal and to be expected. Some lighter granules will be visible and some components may appear slightly lighter or darker than others due to this. Avoid placing hot items directly onto the surface; always use a trivet.

Marble

Marble is an exceptionally porous natural material and greater care must be taken with it. Avoid wine, oil based products and foods, vegetable and fruit dyes or acids coming into direct contact with the surface. Please be aware that Marble will have some natural occurring variations in colour and veins and fissures which will display the natural inherent behaviours of the material and are not covered by our returns policy. As a natural product, no two pieces will be exactly alike.

Wood

Please be aware that colour and grain variations will occur naturally. All timber will display movement from season to season due to changes in atmospheric pressure and humidity. We do not recommend leaving products in excessively high or low temperatures. Direct sunlight will cause the colour of solid or painted wood to change. This will be more readily apparent when placed directly under a window.

UPHOLSTERY

Please see www.kvadrat.dk for care and cleaning instructions.

Velvet

Velvet will acquire its unique appearance after some time due to usage and the natural humidity of the surroundings. Pressure marks, rolling stripes and smaller irregularities, which are inherent for the product, will disappear in a ventilated and relatively humid environment. Pressure marks/creases/dents are difficult to avoid, even if the textile is handled carefully & correctly. This is a typical property of velours/velvets and it is not considered a defect nor a sign of low quality. Velours/velvets are generally more sensitive to incorrect handling than woven textiles. Please contact Customer Services for more information on how to care for velour/velvet fabrics.

Wool

Daily care and immediate stain removal will ensure that your wool upholstery will keep looking good for many years to come. It is normally sufficient to regularly vacuum and air furniture upholstered in wool fabric. However, it is a good idea to clean the wool fabric occasionally. Use an approved wool shampoo and follow the instructions carefully. Take care never to saturate the wool fabric. Never use undiluted cleaning agents, bleaching agents, ammonia or soap intended for hard surfaces.

ACCESSORIES

FOOD SAFE

Where appropriate accessories products are food safe tested to BS and EN standards, therefore generally suitable for worldwide use barring some country specific deviations. For all our items that are used with food, rinse with warm soapy water before use.

Metal

Where suitable we leave the metals un-lacquered allowing the material to develop a unique and rich patina through the natural process of oxidation, which we believe enhances the beauty of the product. The rate at which a patina develops will vary according to how it is handled and the environmental factors such as humidity in the atmosphere. For all our items that are used with food, do not let the brass or copper form verdigris, which is formed when brass or copper undergoes long-term natural oxidation or is exposed to acidic conditions over time. Verdigris is bright green in colour, and must be completely cleaned off before the item is used.

- Hand wash with warm soapy water. Do not use in a dishwasher or microwave.
- After use, rinse in warm water. Do not leave submerged in water.
- Never use abrasive cleaners or brushes that damage the surface.
- Dry with a soft cloth, inside and out.

Brass

Brass, similar to silver, will oxidise naturally in air over time. Humid conditions and moisture will accelerate the process of oxidation. We believe the patina and ageing process adds beauty and richness to the product. Brass is a soft, malleable alloy metal and should always be treated with care. As the product is used, it will display marks such as scratches, tarnishing and dents; this is normal and to be expected. Salts and oils from skin may also mark the metal surface. The product has been polished and treated with a wax coat to protect from marks and moisture during the transit and installation process. This treatment will offer some protection against fingerprints and certain liquid spills in the first few weeks of use. Any spills or marks should be immediately cleaned, as per the instructions supplied with the product. The wax coat will disappear over time, allowing the brass to patina naturally with use, as is the intention. Please contact Customer Services for more information on how to care for your Mass product.

Copper

Copper will develop a natural patina as it oxidises, we believe that this enhances the beauty of the product as it is the nature of the material. If you do not want your product to have a patina finish, you may wish to use a metal polish. However, please be aware that this will alter the original finish of the product.

Stone and Marble

As a natural material, each piece will be unique and may have a small degree of colour variation and pitting. Grey is the most common variation for white marble but there may also be yellow, brown and green tones. Green marble varies from light to dark tones, with brown, black and various other coloured streaks visible. Black marble commonly has grey and white tones within it. All our marble items are handmade and variations will occur from piece to piece. Commercially available stone cleaners or baking soda may be used to remove stains from the

CARE AND MAINTENANCE

marble. If using stone cleaner, follow the manufacturer's instructions carefully.

All stone has a degree of porosity therefore strong colours will stain such as beetroot, turmeric and red wine etc. High acidity fruits such as lemon and lime should not be left for any length of time on any stone surface as the acid will eat into the surface of the marble and may leave an indentation.

Hand-wash in warm soapy water.

Never use abrasive cleaners or brushes as this will damage the surface.

Do not leave submerged in water for extended periods of time.

Wood

Our oversize vessels, Stack should be used for decorative purposes only.

- Avoid leaving in direct sunlight.
- Wipe with a damp cloth and dry with a soft cloth.
- Not watertight. If chipped, the natural colour will be exposed.

Glass

Many of our glass products are mouth blown into our specifically designed moulds, and finished by hand.

- Wipe with a soft, damp cloth.
- Do not use abrasive cleaners, as these will damage the surface.

SCENTED CANDLES AND DIFFUSERS

Your candle will burn clean and evenly down to the bottom of the vessel if you take the following steps:

- After extinguishing the flame, if necessary, centre the wick in the liquid wax.
- To enjoy best diffusion and burning, you need to burn the candle for a maximum of 2 or 3 hours at a time, or until the whole top of the candle turns to liquid. It is essential to cut the wick short (1/4 inch) before relighting the candle to avoid unnecessary smoke.
- Do not place the candle in a wind draught or directly on a glass, wooden or marble surface. Never leave a burning candle unattended.
- Never move or tip a burning candle. Always burn on a flat and stable surface. Keep out of reach of children and pets.
- The scented candle vessels are designed to be used after the candle has finished burning. To remove any remaining wax, simply submerge the vessels in hot, soapy water and apply a soft sponge or brush lightly to clean.
- Candles should be stored at room temperature
- Transported where possible in a controlled temperature
- Must be transported the right way up
- The Scented Diffusers will remain fragrant for approximately 12 weeks depending on location and temperature.

SUSTAINABILITY

Tom Dixon is working to create a better future for people and planet. Sustainability to us means our entire approach to our business and to the earth. Our spaces, the materials we use, how we move products around the globe, and the craftspeople we work with all determine our commitment to responsible business and minimising impact.

THE EARTH

We have set environmental and social policies in line with the UN sustainable developments goals (SDGs), a global framework to achieve a better and more sustainable future for all. There are 17 goals addressing global challenges such as poverty, climate change, peace and justice.

LONGEVITY

Our dedication to delivering products that stand the test of time means longevity is woven into our foundations. The products in our range today are intended to be enjoyed by generations to come.

CRAFTSMANSHIP

It is important to us that we celebrate the local traditions of the communities where our products are manufactured. We want our community to enjoy the beauty of craft, engineering and storytelling which underpins all our products – it's why we do what we do.

DESIGN

Sustainability is a key part of all design briefs for new products, to make sure they are not only engineered to be robust and suitable for every-day use, but also to transcend trends and stand as the antithesis of throw-away culture.

MATERIAL

We evaluate the source and impact of the materials used to make our products and packaging and we seek opportunities to operate circularity before our products reach the consumer. At present, our polycarbonate lighting uses pre-consumer waste captured in the manufacturing process. We are continuously working to reduce and eliminate harmful substances in the products we sell.

PACKAGING

Since 2019 we have been upgrading and removing unnecessary packaging from all our product and have transitioned from coated packaging to a kraft packaging solution which is 100% recyclable. By 2025 we aim to remove excess plastic from our packaging.

SUPPLY CHAIN

Tom Dixon has long-lasting partnerships with suppliers who align with our brand values. We have clear policies laid out in our supplier manual, demanding the highest level of integrity and transparency from all our suppliers. Social and ethical responsibility throughout our entire supply chain is important to us. As a SEDEX member, we commit to ensuring our key suppliers are SEDEX or equivalent audited and compliant.

Transportation is a key challenge to reducing the carbon footprint in a product business, but we continuously seek ways to reduce carbon emissions and seek greener alternatives to fuel our global business.

SERVICABLE

We design our products to be serviceable with replaceable parts and are working on upgrading products to incorporate serviceability across the range.

CERTIFICATION

It's important to us that our products meet industry recognised environmental standards. Initiatives we are working towards on selected products include:

FSC (trademark licence in 2024)
VOC (low-emitting materials qualification for BREEAM, WELL and LEED by 2025)
Environmental Product Declarations (by 2025)

ENQUIRIES

UK, EUROPE, MIDDLE EAST & AFRICA

sales@tomdixon.net

T: 0330 3630 036

AMERICAS

sales-us@tomdixon.net

T: +1 886 446 3140

ASIA PACIFIC

apac@tomdixon.net

T: 0330 3630 036

TOM DIXON SHOPS

Tomdixon.net/storelocator

PRESS ENQUIRIES

press@tomdixon.net

PHOTOGRAPHY

Pete Navey

tomdixon.net

[@tomdixonstudio](https://tomdixonstudio)

Copyright 2024

Design Research Studio







tomdixon.net