



# SewerMaster

GRAVITY SEWER AND DRAIN MAIN uPVC PIPING SYSTEM



## For Main Sewer System and other Underground Waste Piping System

-  Lower Flow Loss
-  Water and Moisture Proof
-  Easy Handling and Installation
-  High Mechanical Strength
-  Non-Corrosive
-  Built to Last

**PNS ISO 4435 : 2003 / LICENSE No. Q-2547**



**Atlanta SewerMaster** can be used for Main Sewer System and other underground waste piping system which requires big diameter pipes. It is commonly specified for sewerage and drainage systems in Commercial and Industrial Factories, High-Rise Buildings and Housing Projects.

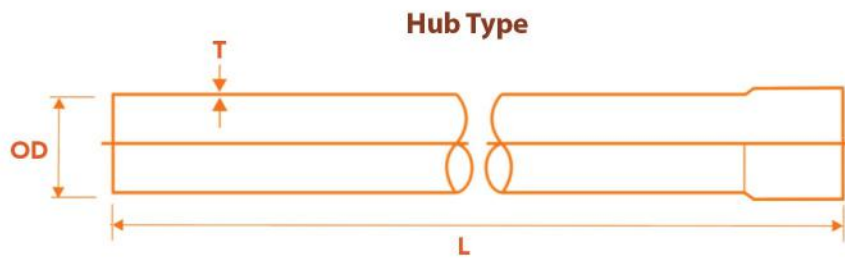
### PIPE RANGE & SPECIFICATION

**STANDARD:** Conforming to PNS/ISO 4435 and ISO R-161

**COLOR:** Orange Brown

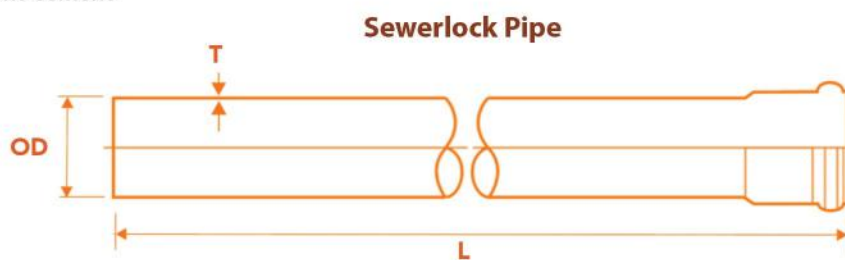
**MATERIAL:** Polyvinyl Chloride (ASTM D 1784)

**WORKING PRESSURE:** 50 PSI (3.45 Bars)



OUTSIDE DIAMETER (OD)	NOMINAL SIZE	LENGTH (L)	WALL THICKNESS		
			SDR 41	SDR 34 (MWSS CL-2)	SDR 26
160 mm	6 in	3 or 6 M	4.0 mm	4.7 mm	6.15 mm
200 mm	8 in	3 or 6 M	4.9 mm	5.9 mm	7.69 mm
250 mm	10 in	3 or 6 M	6.2 mm	7.3 mm	9.62 mm
315 mm	12 in	3 or 6 M	7.7 mm	9.2 mm	12.12 mm
355 mm	14 in	3 or 6 M	-	10.4 mm	13.65 mm
400 mm	16 in	3 or 6 M	-	11.7 mm	-

Joining Method : Solvent Cement



OUTSIDE DIAMETER (OD)	NOMINAL SIZE	LENGTH (L)	WALL THICKNESS		
			SDR 41	SDR 34 (MWSS CL-2)	*SDR 26
160 mm	6 in	3 or 6 M	4.0 mm	4.7 mm	6.15 mm
200 mm	8 in	3 or 6 M	4.9 mm	5.9 mm	7.69 mm
250 mm	10 in	3 or 6 M	6.2 mm	7.3 mm	9.62 mm
315 mm	12 in	3 or 6 M	7.7 mm	9.2 mm	12.12 mm
355 mm	14 in	3 or 6 M	-	10.4 mm	13.65 mm
400 mm	16 in	3 or 6 M	-	11.7 mm	-

Joining Method : Rubber Seal

\*Subject for Availability

**REGULAR FITTINGS**
**Elbow 90°**

*in*

6	M
8	M
10	F
12	F
14	F
16	F

**Elbow 45°**

*in*

6	M
8	M
10	F
12	F
14	F
16	F

**Tee**

*in*

6	M
8	M
10	F
12	F
14	F
16	F

**Wye**

*in*

6	M
8	M
10	M
12	M
14	M
16	M

**Coupling**

*in*

6	F
8	F
10	F
12	F

**Clean Out**

*in*

6	F
8	F
10	F
12	F
14	F
16	F

**Bushing Reducer**

*in*

6 x 3	M
6 x 4	M
8 x 4	F
8 x 6	M
10 x 3	F
10 x 4	F
10 x 6	F
12 x 4	F
12 x 6	F
12 x 8	F
12 x 10	F

**Coupling Reducer**

*in*

6 x 2	F
6 x 3	F
6 x 4	M
8 x 3	F
8 x 4	F
8 x 6	F
10 x 2	F
10 x 3	F
10 x 4	F
10 x 6	F
10 x 8	F
12 x 4	F
12 x 6	F
12 x 8	F
12 x 10	F

**Eccentric Reducer HT/PE**

*in*

6 x 4	M
-------	---


**Tee Reducer**

*in*
*in*
*in*


6 x 2	F	10 x 6	F	14 x 10	F
6 x 3	F	10 x 8	F	14 x 12	F
6 x 4	M	12 x 2	F	16 x 3	F
8 x 2	F	12 x 3	F	16 x 4	F
8 x 3	F	12 x 4	F	16 x 6	F
8 x 4	F	12 x 6	F	16 x 8	F
8 x 6	F	12 x 8	F	16 x 10	F
10 x 2	F	12 x 10	F	16 x 12	F
10 x 3	F	14 x 6	F		
10 x 4	F	14 x 8	F		

LEGEND : M - MOLDED  
 F - FABRICATED

### Wye Reducer

	in		in	
	6 x 2	F	12 x 3	F
	6 x 3	F	12 x 4	F
	6 x 4	M	12 x 6	F
	8 x 2	F	12 x 8	F
	8 x 3	F	12 x 10	F
	8 x 4	F	16 x 3	F
	8 x 6	F	16 x 4	F
	10 x 2	F	16 x 6	F
	10 x 3	F	16 x 8	F
	10 x 4	F	16 x 10	F
	10 x 6	F	16 x 12	F
	10 x 8	F	16 x 14	F
	12 x 2	F		

### Double Wye Reducer

	in	
	6 x 2	F
	6 x 3	F
	6 x 4	F
	6 x 6	F
	8 x 3	F
	8 x 4	F
	8 x 6	F
	8 x 8	F
	10 x 4	F
	10 x 6	F
	10 x 8	F
	10 x 10	F
	12 x 4	F
12 x 6	F	
12 x 8	F	
12 x 10	F	
12 x 12	F	

## SEWERLOCK FITTINGS


### Sewerlock Elbow 90°

	in	
	6	F
	8	F
	10	F
	12	F
	16	F

### Sewerlock Tee

	in	
	6	F
	8	F
	10	F
	12	F
	16	F


### Sewerlock Wye Reducer

	in	
	8 x 6	F
	10 x 6	F
	10 x 8	F
	10 x 8	F
	12 x 6	F
	12 x 8	F
	12 x 10	F
	14 x 6	F
	14 x 6	F
	14 x 8	F
	14 x 10	F
	14 x 12	F
	16 x 6	F
16 x 8	F	
16 x 10	F	
16 x 12	F	
16 x 14	F	

### Sewerlock Elbow 45°

	in	
	6	F
	8	F
	10	F
	12	F
	16	F

### Sewerlock Tee Reducer

	in	
	8 x 6	F
	10 x 6	F
	10 x 8	F
	10 x 8	F
	12 x 8	F
	12 x 10	F
	14 x 6	F
	14 x 8	F
	14 x 10	F
	14 x 12	F
	16 x 12	F

### Sewerlock Wye

	in	
	6	F
	8	F
	10	F
	12	F
	16	F

LEGEND: M - MOLDED  
F - FABRICATED

Images for illustration only. Actual products and specifications may vary without prior notice.  
For inquiries, contact our Technical Department.