



ARCHITECTURE
PORTFOLIO 2025

ROMAN WINTNER



ROMAN WINTNER

PERSONAL INFORMATION

 NAME
Ing. Arch. et Bc.
ROMAN WINTNER

 DATE OF BIRTH
14.5.1994

 PLACE OF BIRTH
BANSKÁ BYSTRICA,
SLOVAKIA (EU)

CONTACT INFORMATION

 ADDRESS:
PROŠTEJOVSKÁ 6
PREŠOV
080 01
SLOVAKIA (EU)

 MOBILE:
+421 948 056 512

 EMAIL:
wintnerroman@gmail.com

EDUCATION

2016 - 2022 BUT, FACULTY OF ARCHITECTURE,
BRNO, CZECH

2021 ÉCOLE NATIONAL SUPÉRIEURE
D'ARCHITECTURE DE MARSEILLE
(ERASMUS)

2013 - 2017 MASARYK UNIVERSITY, VISUAL ARTS
BRNO, CZECH

2013 - 2009 GYMNASIUM KONSTANTIN 2,
PRESOV, SLOVAKIA

PROFESSIONAL EXPERIENCES

ARCHITECT
Atelier ATX architekti
Purkyňova 651/139, Brno, Czech
1.4.2025 - 30.10.2025
Freelance collaboration, in presence

ARCHITECT
Atelier ARCHIZED
Rue Verdi 24, Nice, France
1.11.2022 - 30.3.2025
Freelance collaboration, Hybrid

JUNIOR ARCHITECT
Atelier KAMKAB!NET
Kamenná čtvrť 570/6A, Brno, Czech
1.9.2021- 30.10. 2022

JUNIOR ARCHITECT
Atelier Knesl + Kyncl
Šumavska 15, Brno, Czech
20.6.2019 - 30.1.2021



PC EXPERIENCES :

AUTOCAD	—	—	—	—
ARCHICAD	—	—	—	—
MICROSTATION	—	—	—	—
REVIT	—	—	—	—
RHINO	—	—	—	—
RHINO GRASSHOPPER	—	—	—	—
SKETCH UP	—	—	—	—
SKETCH UP V-RAY	—	—	—	—
ILLUSTRATOR	—	—	—	—
PHOTOSHOP	—	—	—	—
INDESIGN	—	—	—	—
MICROSOFT OFFICE	—	—	—	—



LES LANGUES :

SLOVAK LANGUAGE	C 2
CZECH LANGUAGE	C 1
ENGLISH LANGUAGE	C 1
FRENCH LANGUAGE	B 2 / C 1
SPANISH LANGUAGE	A 1

I WAS BORN ON 14.5. 1994 IN THE HEART OF SLOVAKIA, IN BANSKA BYSTRICA. BUT I'VE SPENT MOST OF MY LIFE IN PRESOV IN THE EASTERN PART OF SLOVAKIA, WHERE MY FATHER WAS BORN.

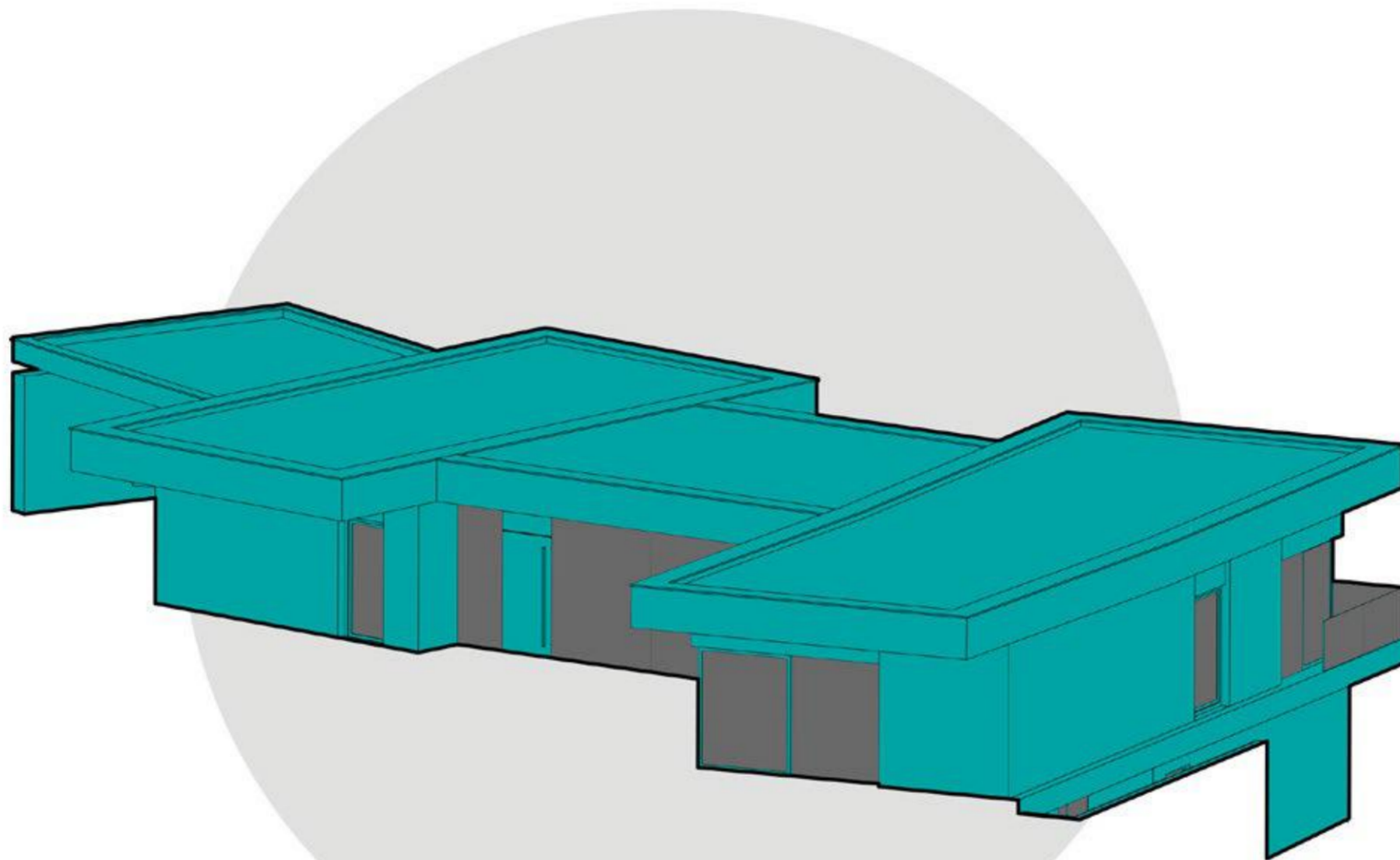
SINCE THE AGE OF 19, I'VE LIVED IN CZECH, BRNO. I COMPLETED MY FIRST DEGREE AT MASARYK UNIVERSITY, ALSO IN BRNO. MY FIELD OF STUDY WAS VISUAL ART COMBINED WITH ART EDUCATION FOR SECONDARY SCHOOLS. AFTER COMPLETING THE FIRST DEGREE OF MY UNIVERSITY STUDIES, I DECIDED TO MAKE A CHANGE. I BEGAN BY STUDYING ARCHITECTURE AT THE 'BUT UNIVERSITY' IN BRNO. I HAD MY FIRST PRACTICAL EXPERIENCE IN ATELIER KNESL KYNCL ARCHITEKTI. IN 2021, I TEMPORARILY MOVED TO FRANCE TO STUDY THANKS TO ERASMUS PROGRAM AT ENSA MARSEILLE UNIVERSITY. AFTER MY ARRIVAL I STARTED COOPERATION WITH LITTLE CREATIVE ATELIER KAMKABINET, WHERE I WORKED DURING MY STUDIES. I BECAME AN ENGINEER ARCHITECT IN 2022.

AFTER MY STUDIES, I DECIDED TO MOVE TO FRANCE AGAIN FOR INTERSHIP IN NICE, IN ATELIER ARCHIZED, AFTER FOR MONTHS, THEY PROPOSED ME TO STAY, I STARTED TO WORK AS AN FULL TIME ARCHITECT, WORKING WITH INTERNATIONAL CLIENTS.

THESE DAYS I AM FREELANCE ARCHITECT OPEN TO NEW CHALLENGES.

I'M FRIENDLY, OPTIMISTIC, COMMUNICATIVE, OPEN-MINDED AND CREATIVE HUMAN -BEING. I LIKE DOING SPORTS, DRAWING, READING, TAKING PHOTOS, TRAVELING, LANGUAGES... I LIKE TO LEARN NEW THINGS !

I'M ALWAYS HAPPY TO MEET NEW PEOPLE AND DISCOVER A NEW PERSPECTIVES.



VILLA IN MEDLANKY, BRNO, CZECH
(collaboration with ATX architekti)

MY PART - COMPLETE MISSION:

- conception
- plans
- visualisations



Concept for a villa was developed on a hill, almost on the outskirts of Brno in the Czech Republic, in the Medlanky district.

The building is designed for a childless couple who, at their age, are looking for a certain level of comfort in the form of a small private wellness area, separate bedrooms, and high-quality materials.

The main complication turned out to be the high-voltage power line, which significantly limits the availability of the land. Another specific feature is the necessary access from the upper part of the land, which influences the concept of the house.

The villa has a pavilion character. There are two main forms dominating the first floor. **The kitchen with living room** is connected by a glass passageway and stairs, **the gym** is connected by a roof to the last part, which is the garage.

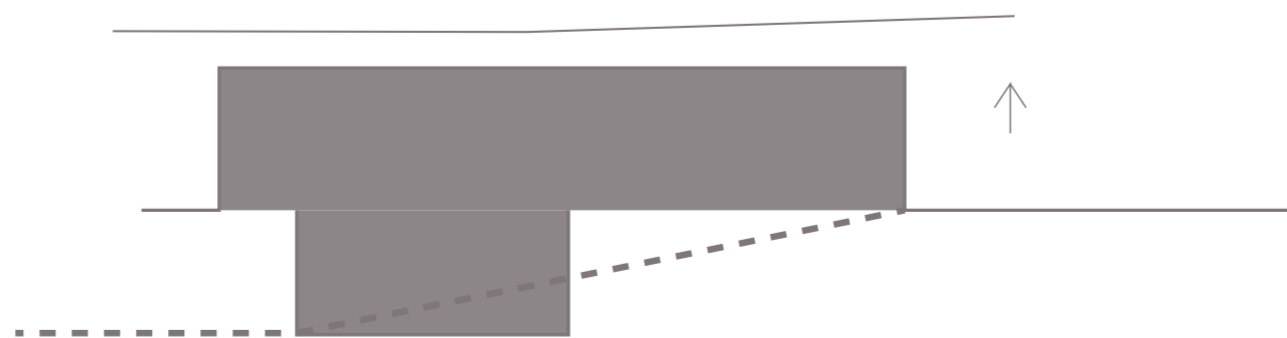
The subtle roof in both passages allows the villa to breathe and preserves its visual permeability.

The two dominant parts are designed from the entrance side with transverse flat roofs, which serve as shading from the south and at the same time accentuate the front facade. On the rear side, two cantilevers emerge, on which balconies are placed to offer clients a welcoming place to relax and enjoy the view that emerges from the kitchen and bedrooms in the lower part of the house.

The lower part of the house contains bedrooms, a small wellness area, an office space, and, of course, technical facilities and sanitary facilities. The main rooms in the lower part are accessible from the garden.

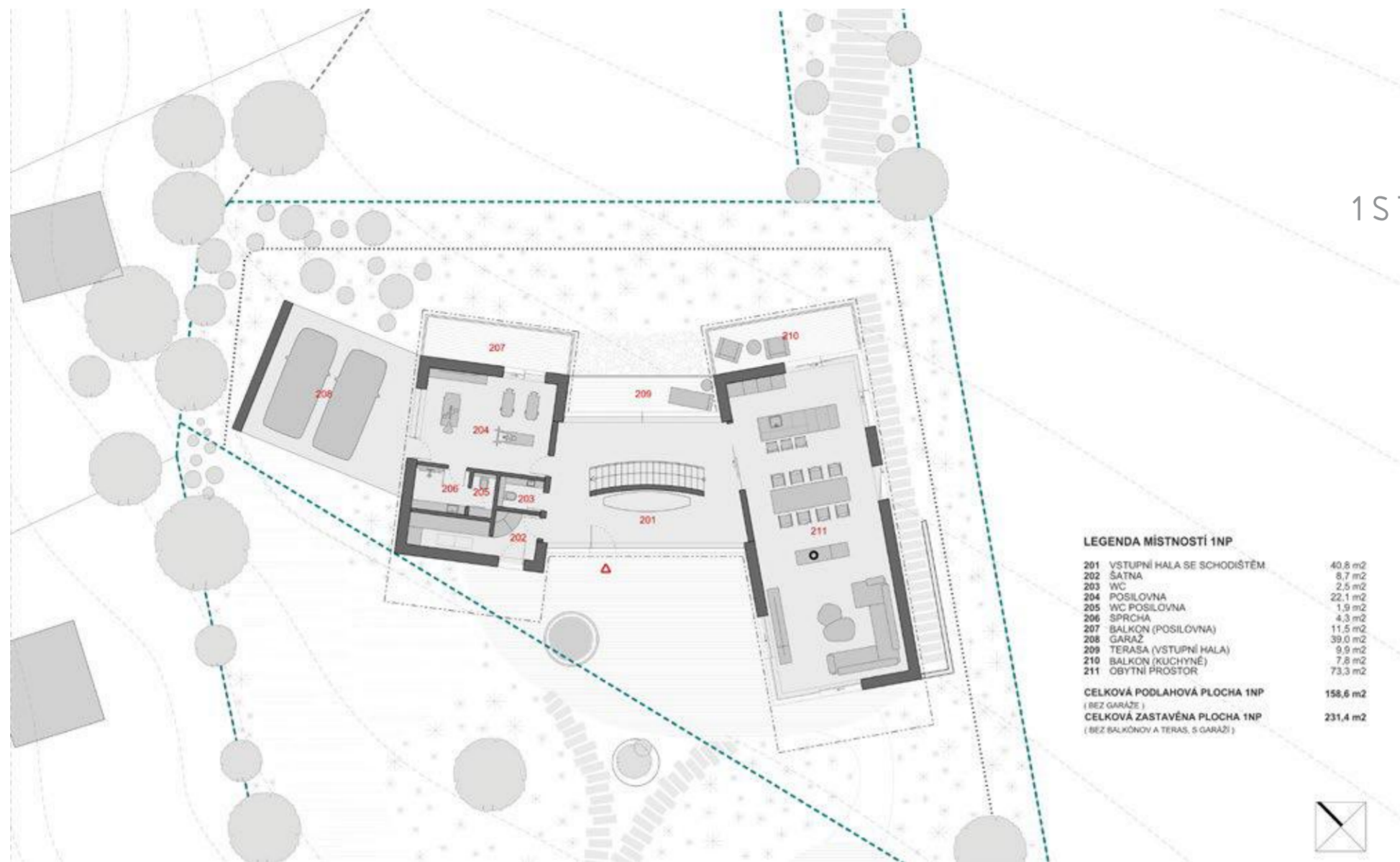
In terms of materials, the first floor is dominated by marble in ivory colors with a varied texture, contrasting with brownish travertine. Both are in cream tones, complemented by sand-colored aluminum windows.

The heart or jewel of the house is the central wall made of black quartz, which, thanks to its crystalline structure, can partially transmit light and thus react to changes in the weather. It is located opposite the entrance as an imaginary guide to the villa. The wall is lined with slightly curved stairs leading to the first basement floor.





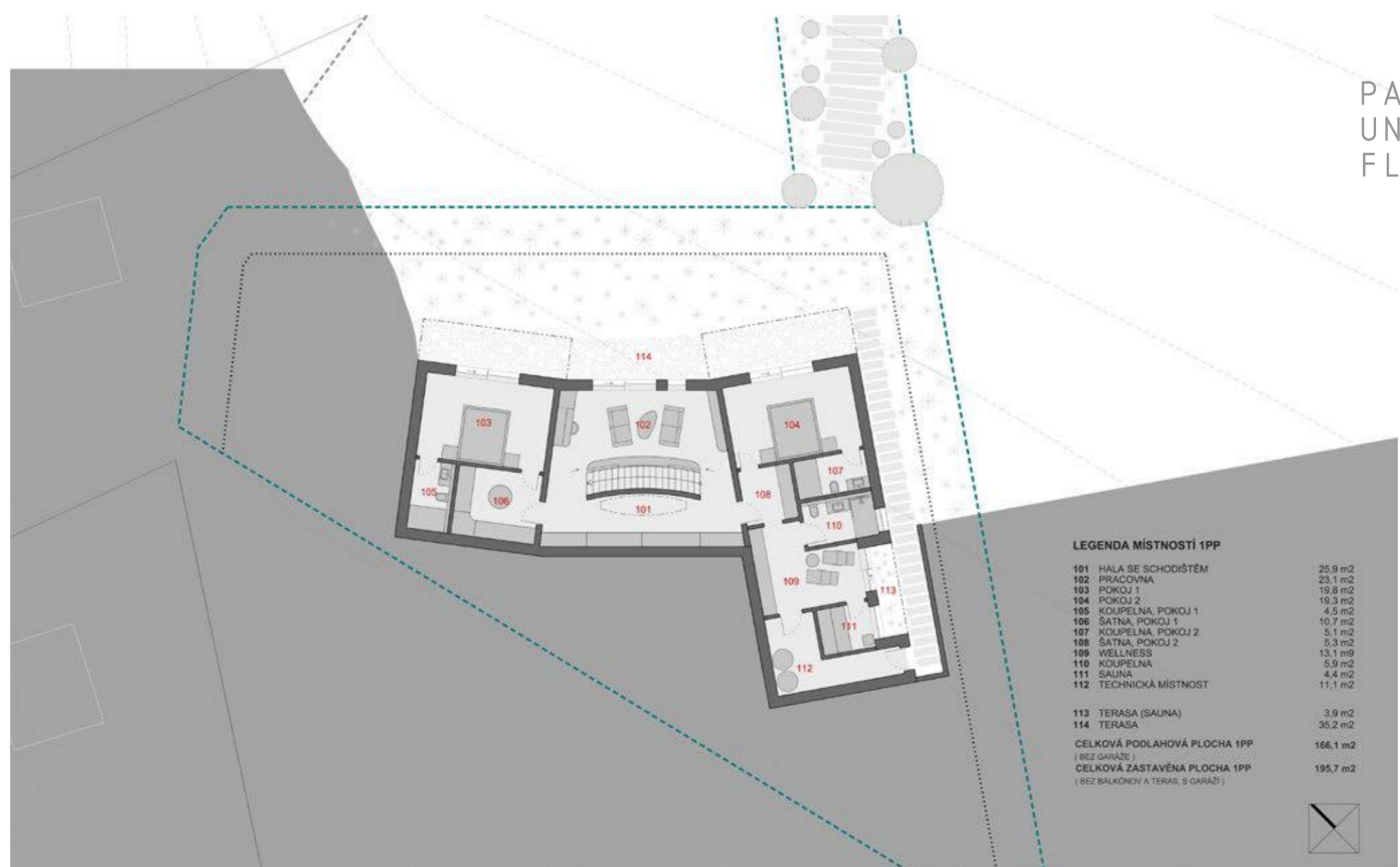
VISUALISATIONS



1ST FLOOR

LEGENDA MÍSTNOSTÍ 1NP

201	VSTUPNÍ HALA SE SCHODIŠTĚM	40,6 m ²
202	ŠATNA	8,7 m ²
203	WC	2,5 m ²
204	POSILOVNA	22,1 m ²
205	WC POSILOVNA	1,9 m ²
206	SPRCHA	4,3 m ²
207	BALKON (POSILOVNA)	11,5 m ²
208	GARAZ	39,0 m ²
209	TERASA (VSTUPNÍ HALA)	9,9 m ²
210	BALKON (KUCHYNĚ)	7,8 m ²
211	OBYTNÍ PROSTOR	73,3 m ²
CELKOVÁ PODLAHOVÁ PLOCHA 1NP (BEZ GARÁŽE)		158,6 m²
CELKOVÁ ZASTAVĚNÁ PLOCHA 1NP (BEZ BALKÓNŮV A TERAS, S GARÁŽÍ)		231,4 m²



PARTLY UNDERGROUND FLOOR

LEGENDA MÍSTNOSTÍ 1PP

101	HALA SE SCHODIŠTĚM	25,9 m ²
102	PRACOVNA	23,1 m ²
103	POKOJ 1	19,8 m ²
104	POKOJ 2	19,3 m ²
105	KOUPELNA, POKOJ 1	4,5 m ²
106	ŠATNA, POKOJ 1	10,7 m ²
107	KOUPELNA, POKOJ 2	5,1 m ²
108	ŠATNA, POKOJ 2	5,3 m ²
109	WELLNESS	13,1 m ²
110	KOUPELNA	5,9 m ²
111	SAUNA	4,4 m ²
112	TECHNICKÁ MÍSTNOST	11,1 m ²
113	TERASA (SAUNA)	3,9 m ²
114	TERASA	35,2 m ²
CELKOVÁ PODLAHOVÁ PLOCHA 1PP (BEZ GARÁŽE)		166,1 m²
CELKOVÁ ZASTAVĚNÁ PLOCHA 1PP (BEZ BALKÓNŮV A TERAS, S GARÁŽÍ)		195,7 m²

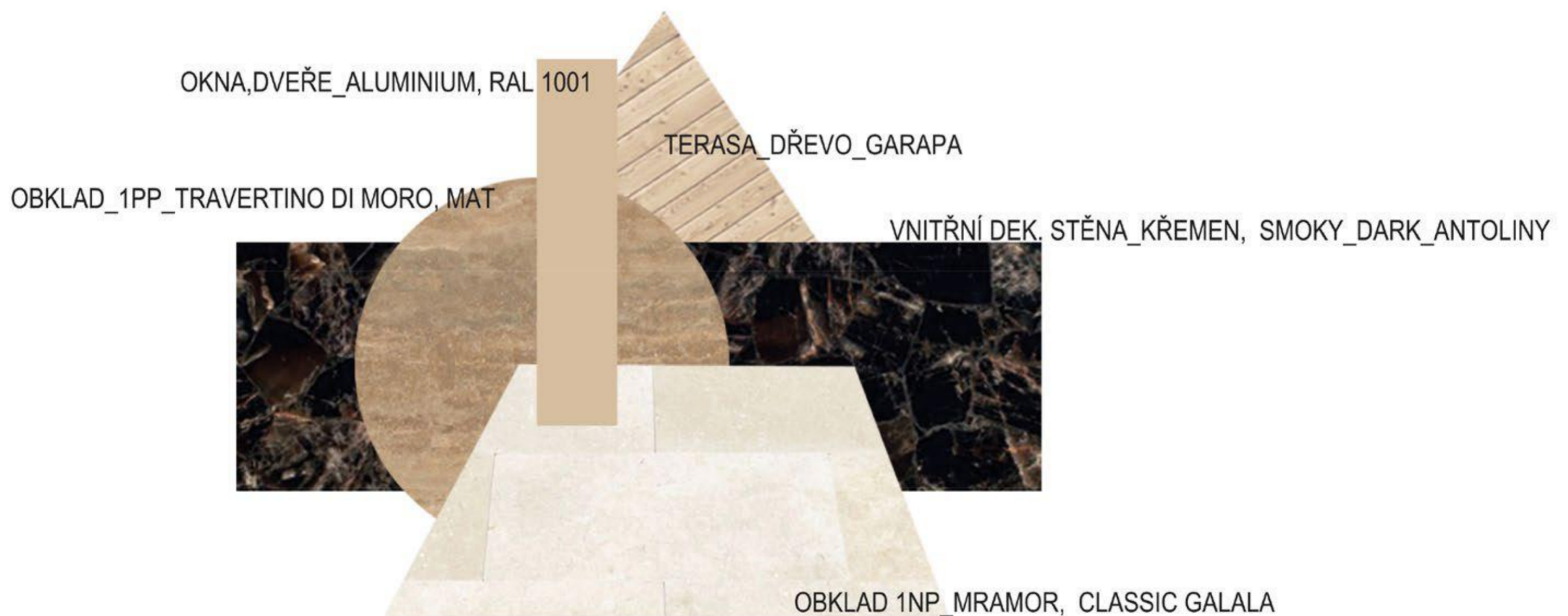




V I S U A L I S A T I O N S

The partial sinking of the house responds to the existing slope. The location of the terraces and glazed parts of the house seeks to offer the maximum possible views of the picturesque landscape opposite. The layout of the house is not random; it responds to the possibilities of using the irregular shape of the plot, which is defined by its boundaries.

This project is conceived as an airy, delicate three-dimensional shape that responds to the view and the surrounding buildings and, despite its size, retains its charming smaller form by being divided into three masses. It is approached like a piece of jewelry, the rounded form of the quartz wall contrasting with the strictness of the surrounding walls and accentuating the main communication of the villa. Thanks to the fully glazed walls, the quartz penetrates and contrasts with the pale marble cladding from the moment of arrival. It protects, but it also entices. It inspires, but it also deters...





GLASS_HOUSE À CABRIS

(RENOVATION, DESIGN)

(COMPLETE MISSION - CONCEPTION, DESIGN, GRAPHIC)

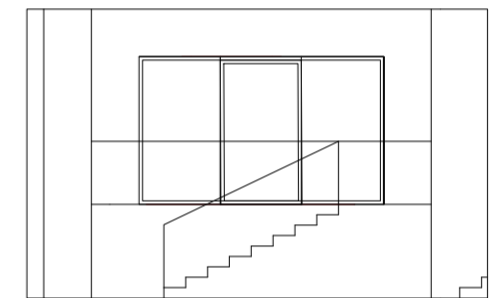
Glass house was an ambitious project for American customers, a couple who decided to settle in the picturesque town of Cabris, near the city Grasse, France, and change their lives. The customers main priority was to create a modern open-plan space with open facades.

As the existing house, originally designed in a Provençal style, had already been undergone a major renovation, which in my opinion was less than ideal. (destruction of original features, strange mixture of a styles, etc.) we had no problem to open the facades to the maximum as the clients wanted.

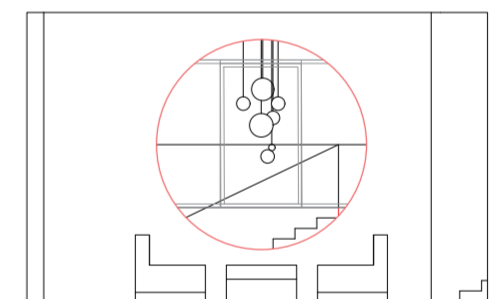
1. The cult of chimney - as the most important central space of the home. It involves reconstruction and extension of the existing fireplace the existing fireplace and its specific design with glazing on three sides. This provides a visual overlap and communication between the living room dining room, main staircase and kitchen.

2. L'ovality - is a feature of the proposed renovation. It aims to bring a new attitude to the house, a fluidity, a certain subtlety. In this context, a large circular opening has been created (in place of a smaller existing opening = scaling and and modification).

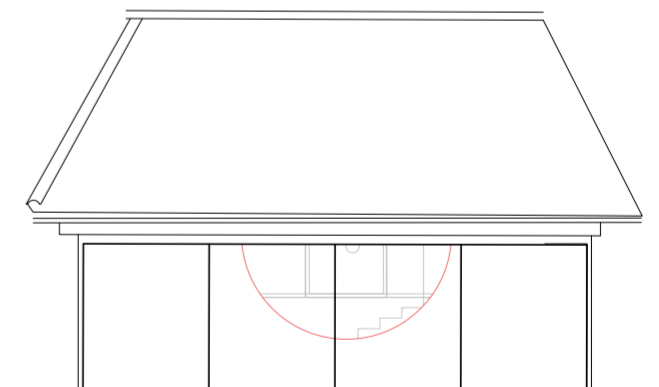
3. Oval opening in the wall - a circular opening that emphasizes the new character of the house's interior, creating a direct view from the upper level of the entrance to the panoramic view from the terrace. This is a magnificent view of the mountainous surroundings of Cabris.



VUE A-A' (INTÉRIEUR, ENTRÉE)



VUE A-A' (INTÉRIEUR, COULOIR)



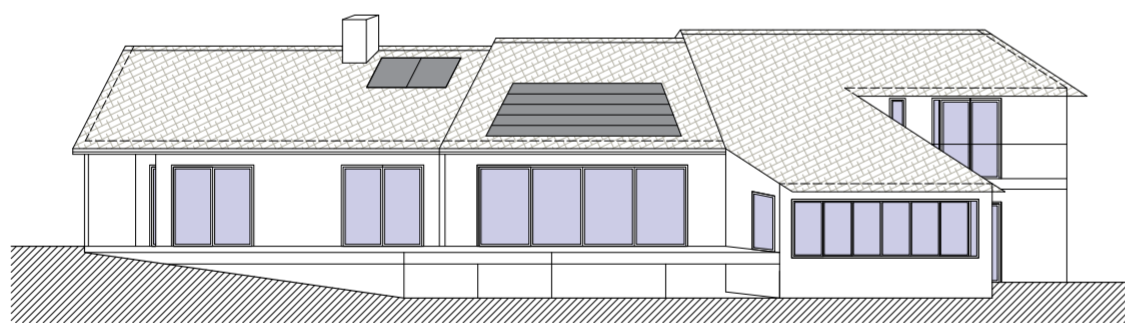
VUE A-A' (EXTERIÉR)



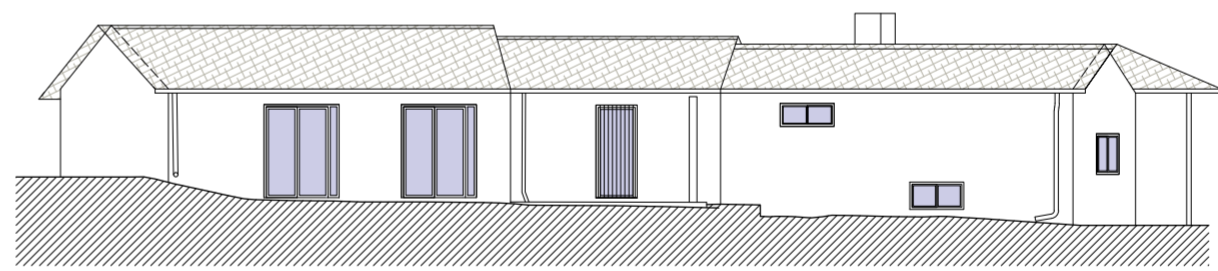
In the entrance area of the villa, we created a master bedroom with an en-suite bathroom and a spacious dressing room with hidden access to the first technical room, which we illuminated with a VELUX window. This was originally a chaotic space which used to be rented - in the form of three less comfortable bedrooms.

On the first floor, we completely opened up the front facade, which offers a magnificent view of the Cabris woods and a direct passage to the large terrace. The lower part of the house creates luminous offices for the couple, who work remotely most of the time. Two independent bathrooms have been preserved and renewed, deliberately flattened and rounded to make them appear more balanced in space. (Their usefulness lies in future investment, if the customers decide to sell the house, the offices will serve as bedrooms.)

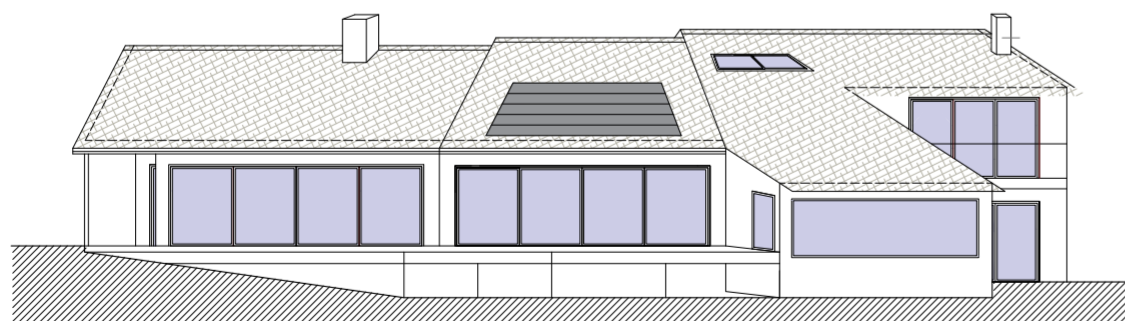
The overall impression of the kitchen and living space is complemented by the light-colored poured concrete, which highlights the corten island and the black industrial elements (as well as the window frames) that customers prefer.



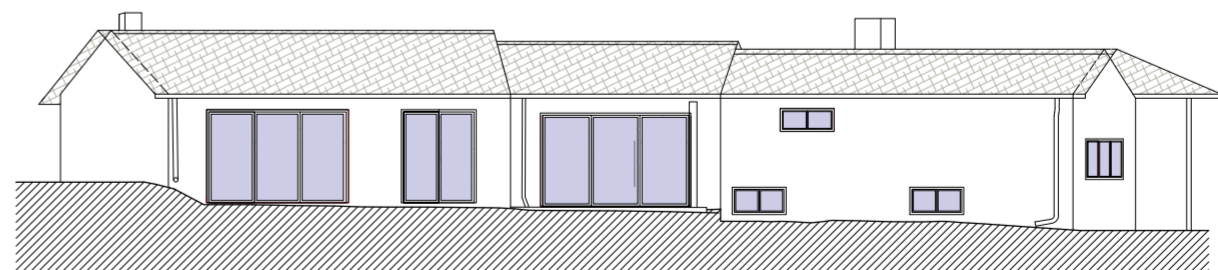
L'ETAT EXISTANT



L'ETAT EXISTANT

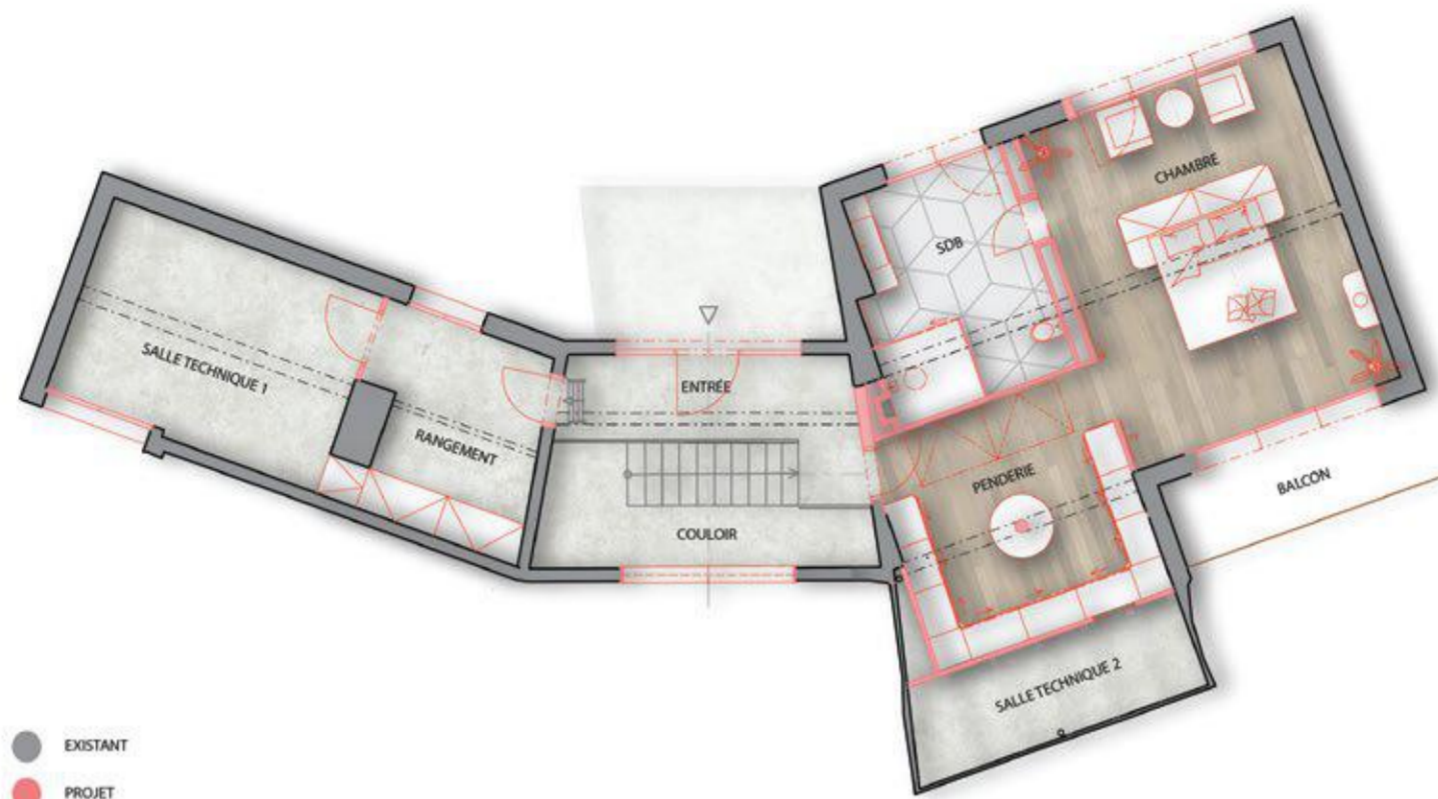


L'ETAT PROJET

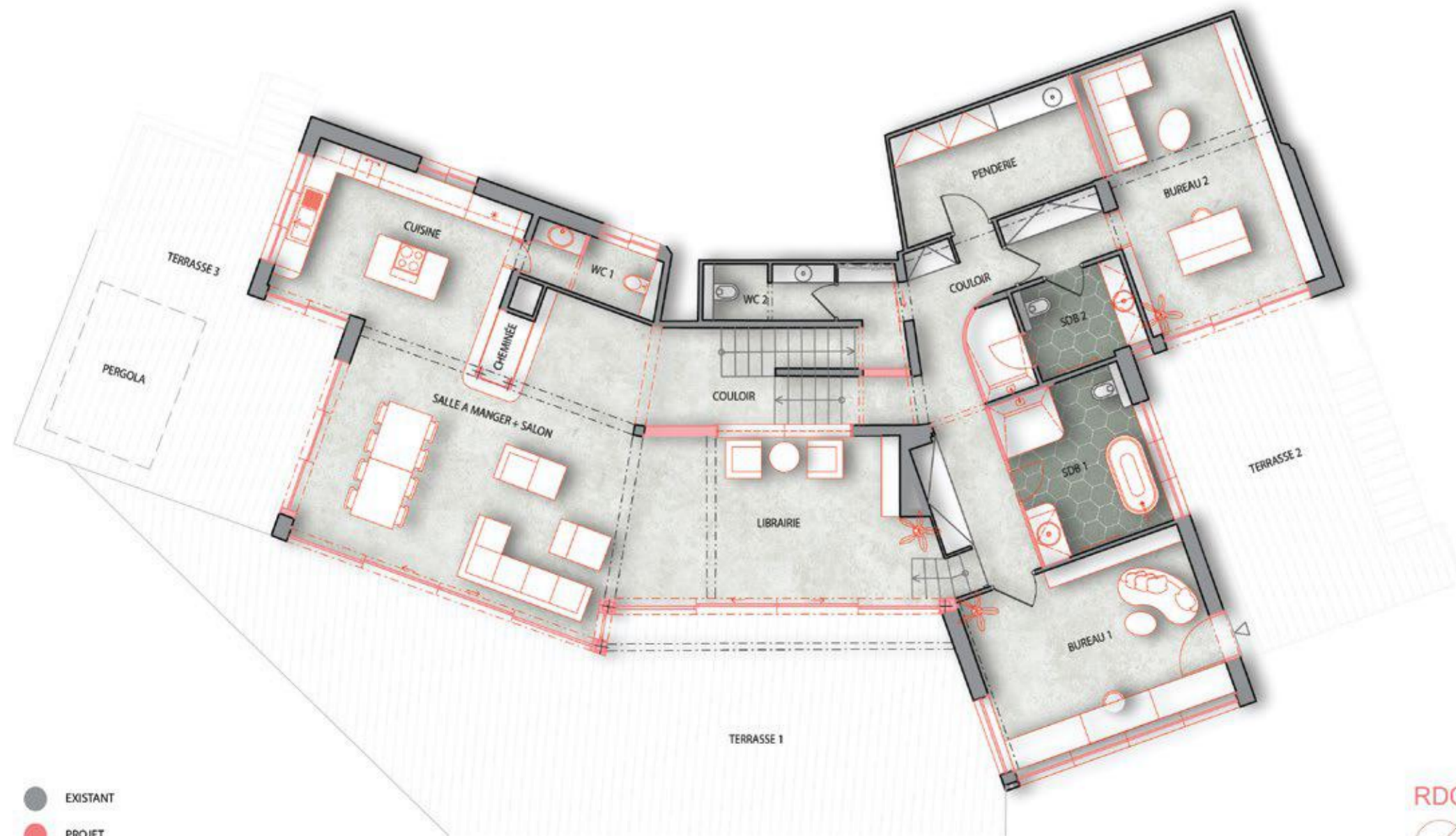


L'ETAT PROJET





● EXISTANT
● PROJET



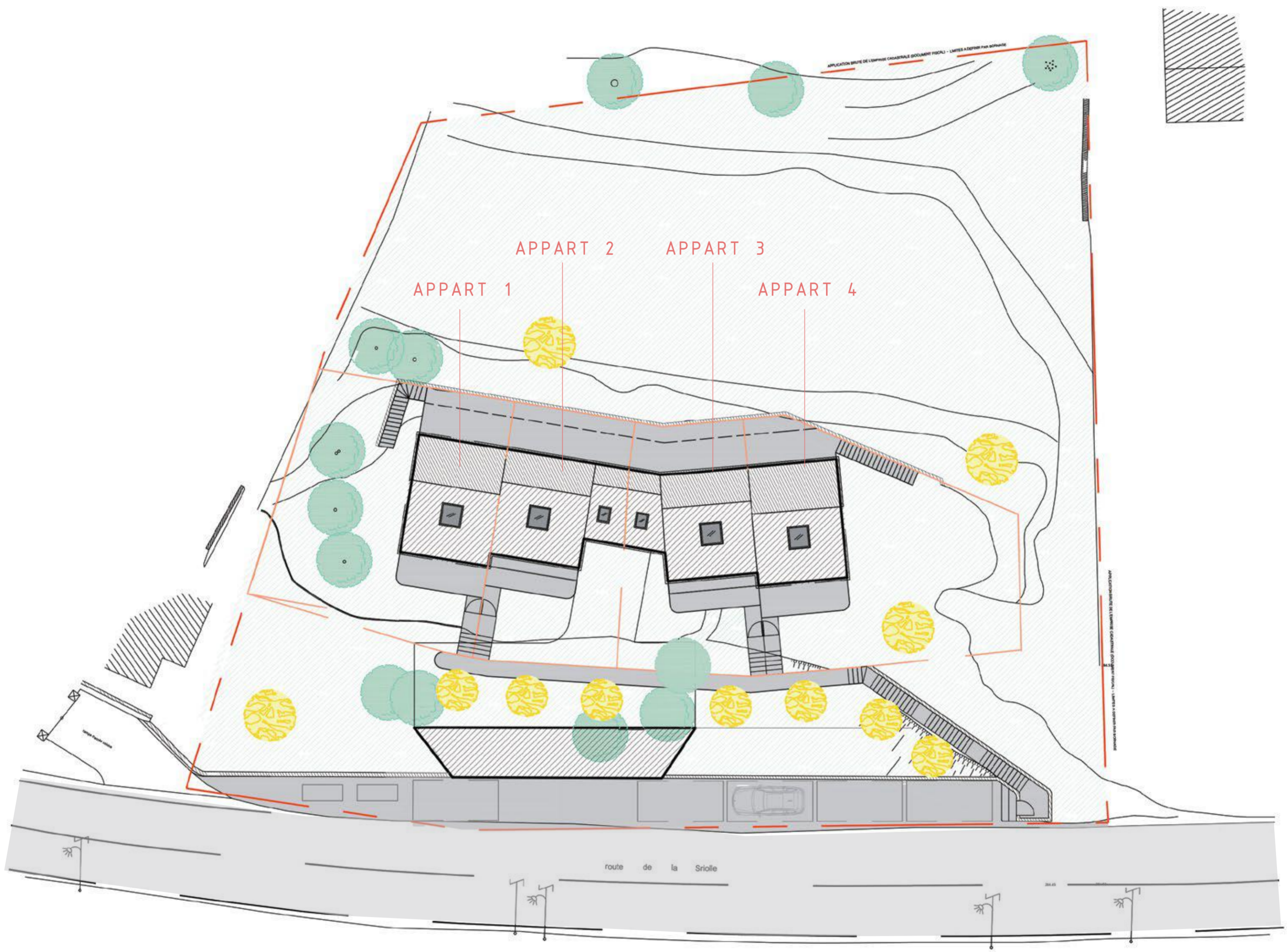
● EXISTANT
● PROJET





4 APARTMENT HOUSE
(BOULEVARD MONTREAL, LES AMANDIERS - NICE, FRANCE)
INVESTMENT PROJECT

COOPERATION WITH ATELIER ARCHIZED
(COMPLETE MISSION - CONCEPTION, DESIGN, PLANS)



The aim of the project was to build four adjoining houses of modern and refined style, however using traditional materials as facade coatings, local facing stones and flat tiles for sloping roofs.

Corten is a great combination with the beige style of the house, in this shade are the shading elements of certain windows. The automatic blinds match the beige color of the facade of the house.

In an effort to adapt to the Provençal colors, we left the roof with traditional colored tiles and at the same time we integrated hidden gutters that add contemporary character to the home.

It is deliberately chosen not to group the housing horizontally within a building that would fit poorly into the neighborhood that is mainly characterized by individual villas.

The set of four housing units therefore appears more like four small houses "in a row", developing individual apartments vertically and thus offering each apartment a garden level and converted attic.

We decided to rehabilitate the existing underground garage and its entrance slightly modified to accommodate a garbage room and a bicycle room.

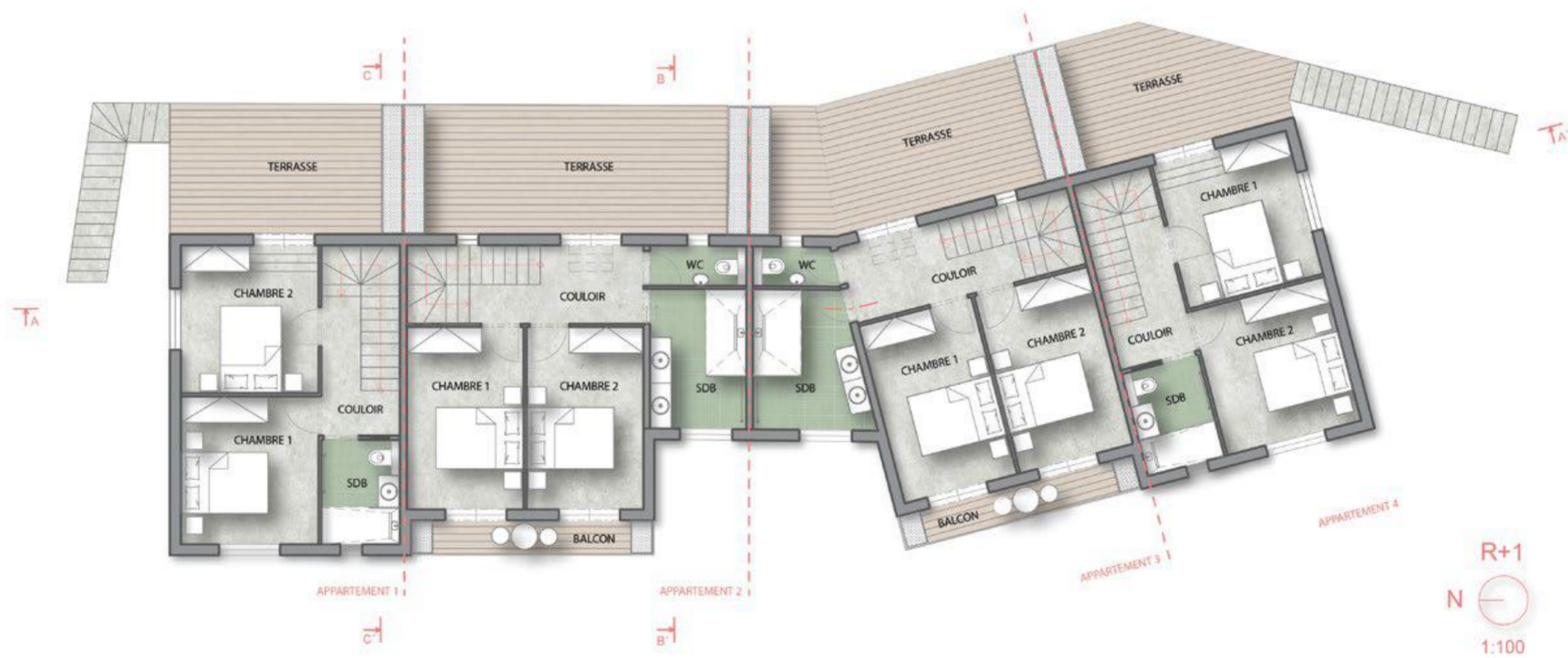
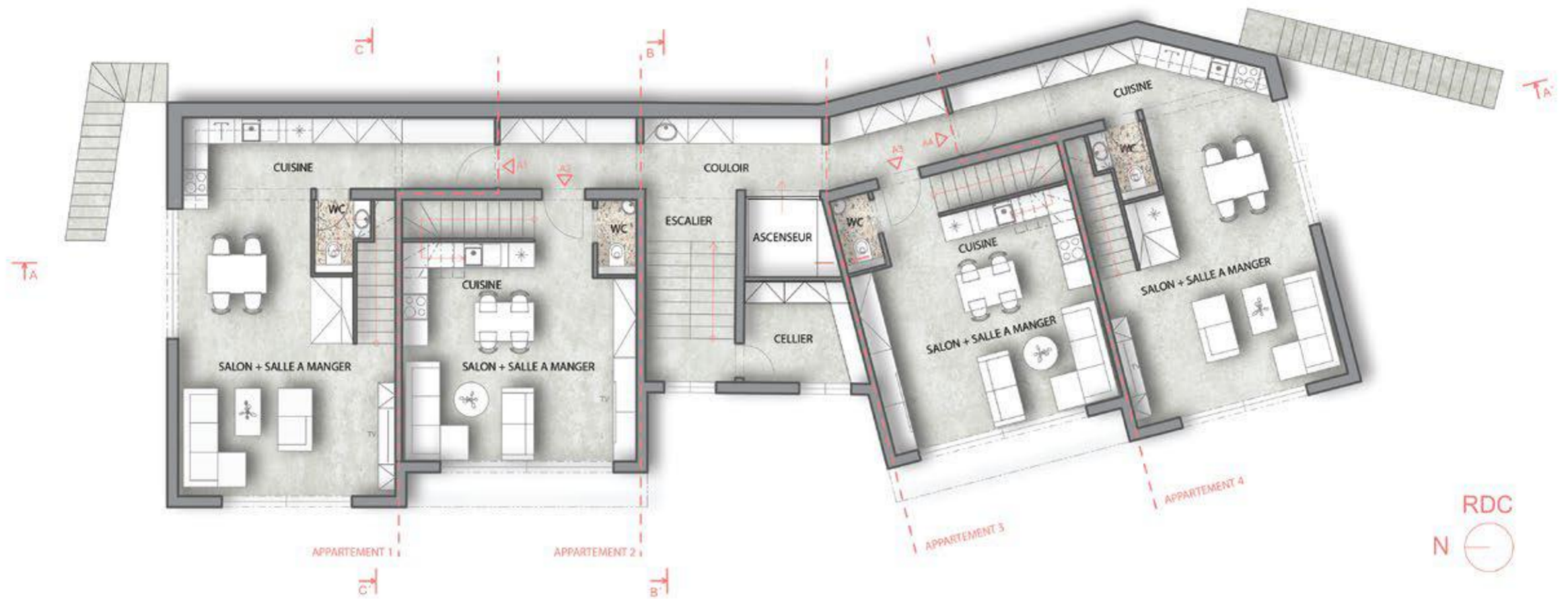
Inside the existing cage, a new staircase and a elevator was created. It will serve the apartment entrance level from inside the garage which is located at street level.

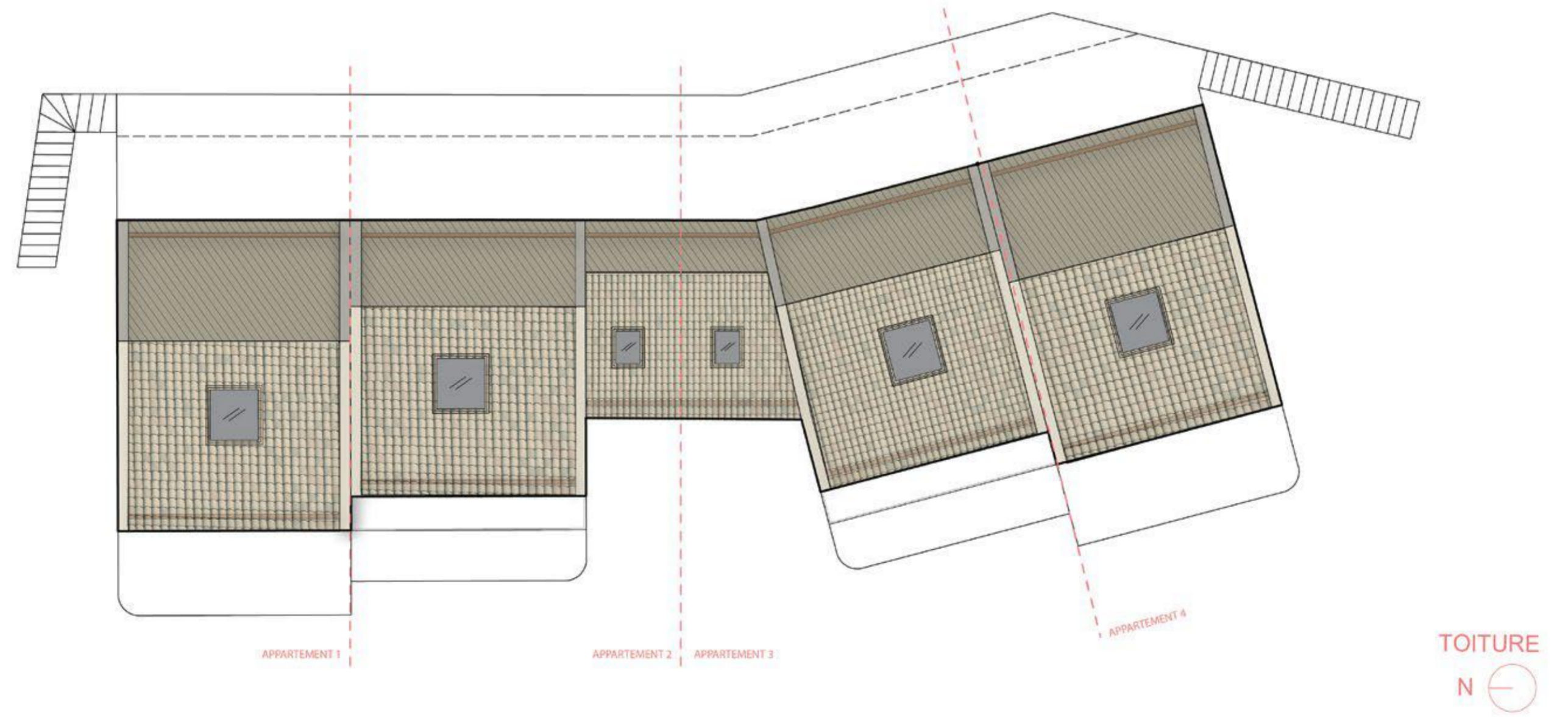
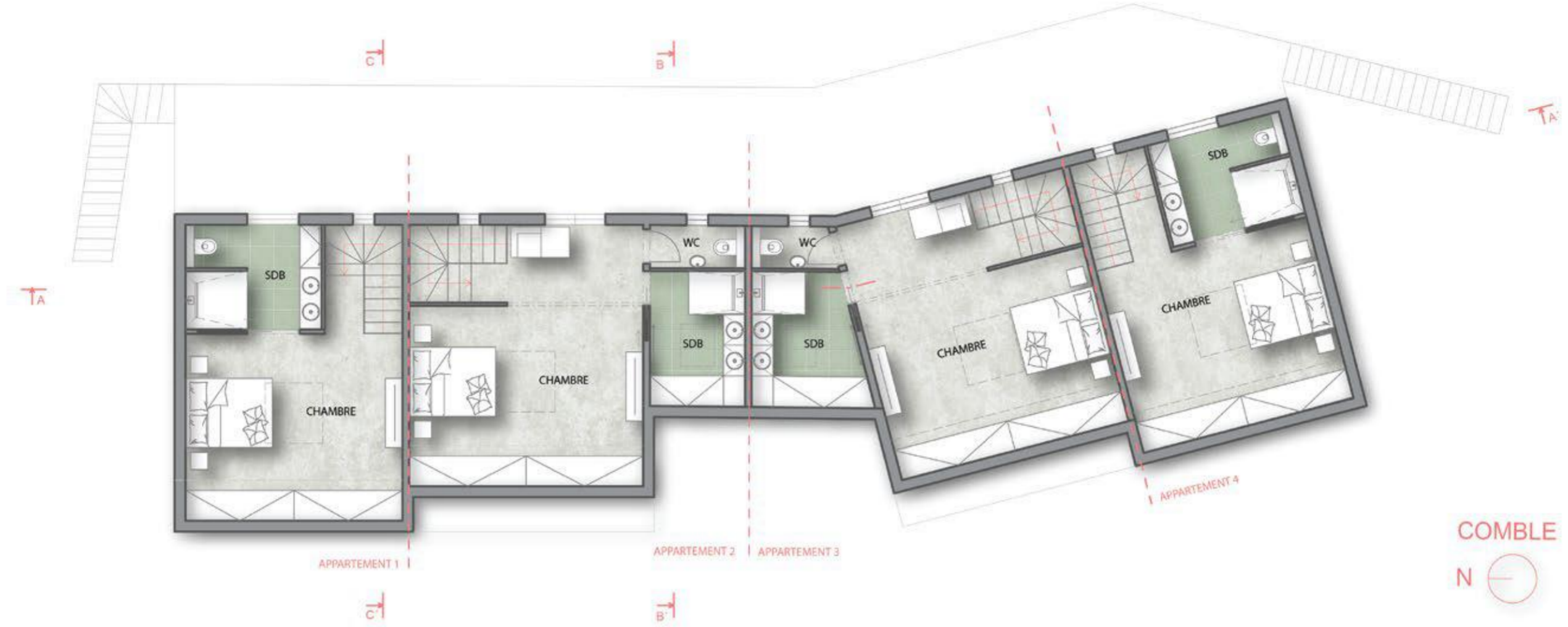
Outdoor landscaped stairs will also be installed on the land from the additional parking spaces on the border plot of the road and for pedestrian access for visitors.

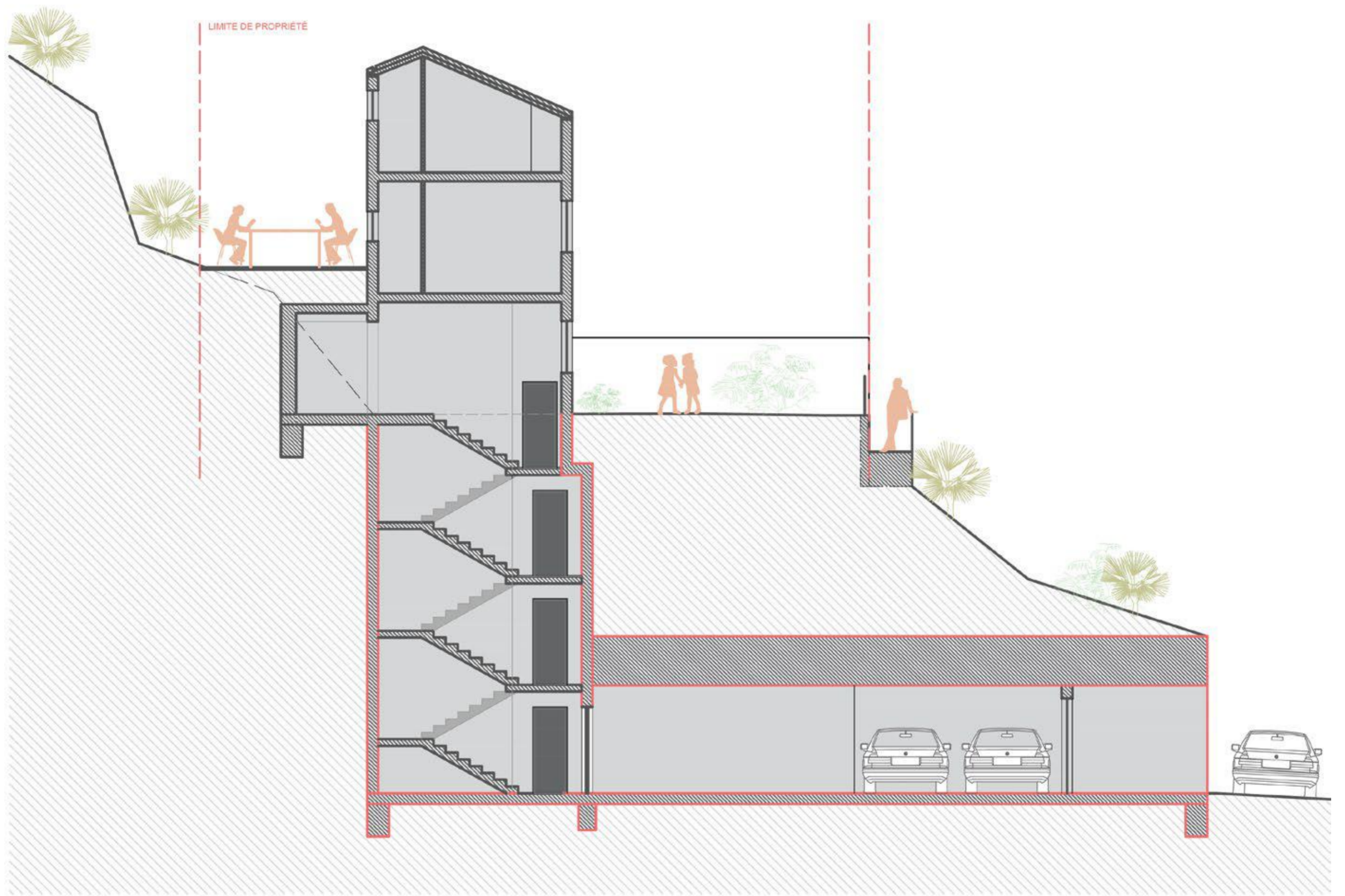
Land development: this project provides for earthworks strictly necessary for the construction of the foundations of the building.

the project will include the development of four gardens for private use and landscaped collective garden to enhance arrival at the apartments and integrate various technical installations necessary for operation of the building.

The existing raw concrete retaining wall will be faced with stone local facing and decorated with hanging plants.







— LA PARTIE EXISTANTE



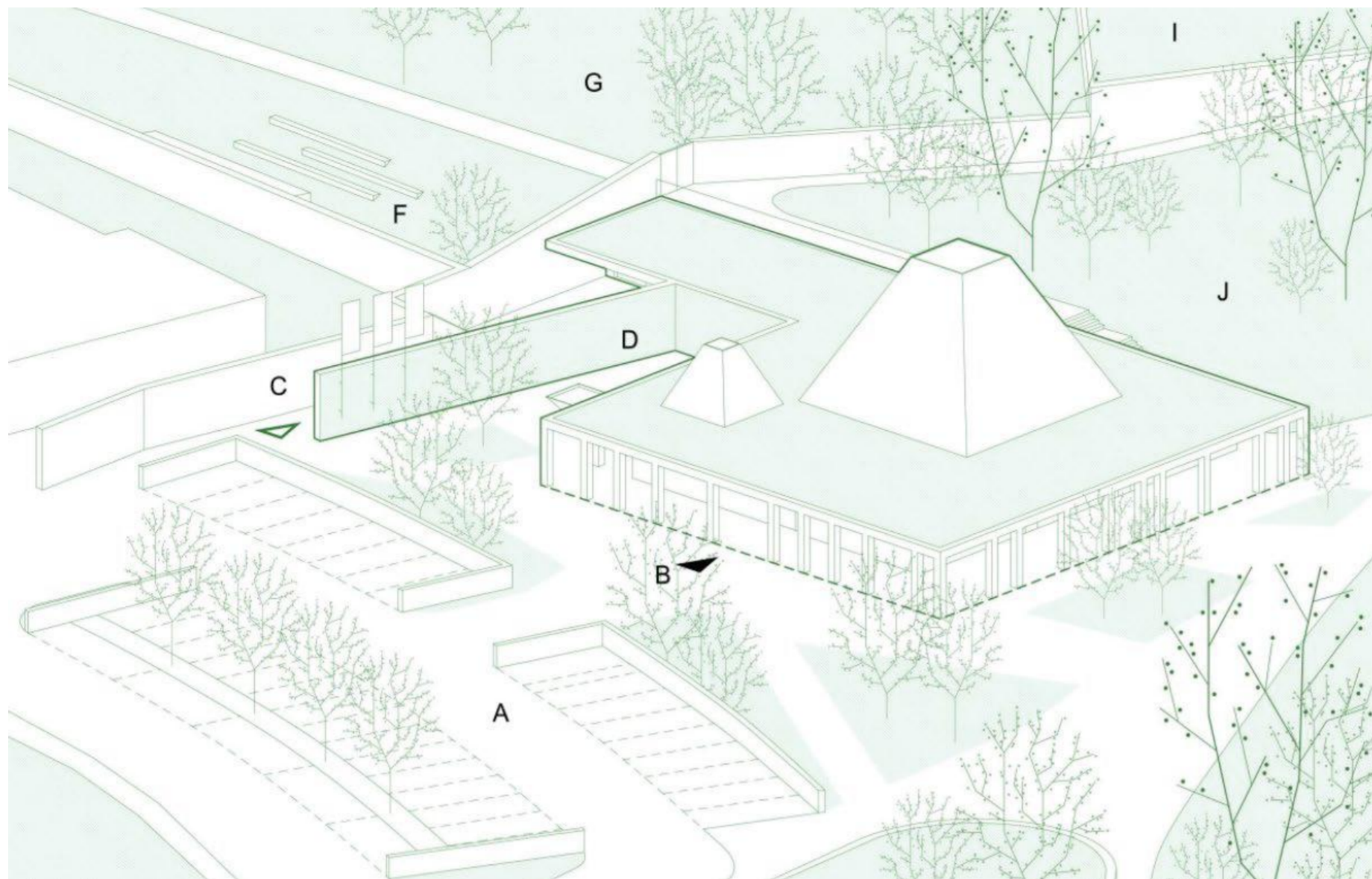
4 APARTMENT HOUSE



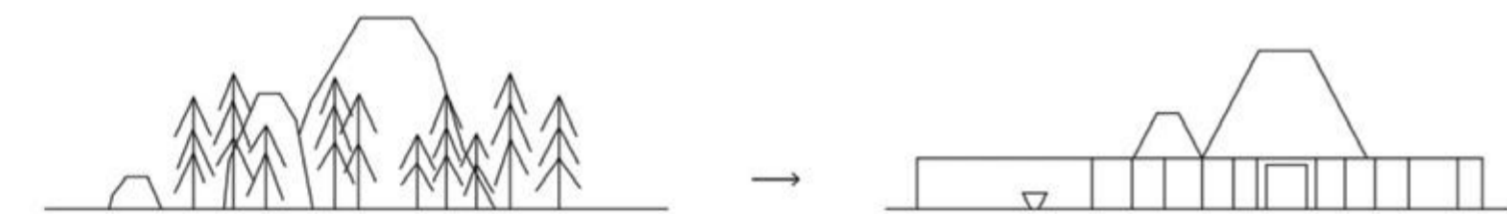
MOURNING HALL
(IN NOVÉ MĚSTO NA MORAVĚ)
COMPETITION - 1ST PLACE

COOPERATION WITH ATELIER KAMKAB!NET

(MY PART - CONCEPT)



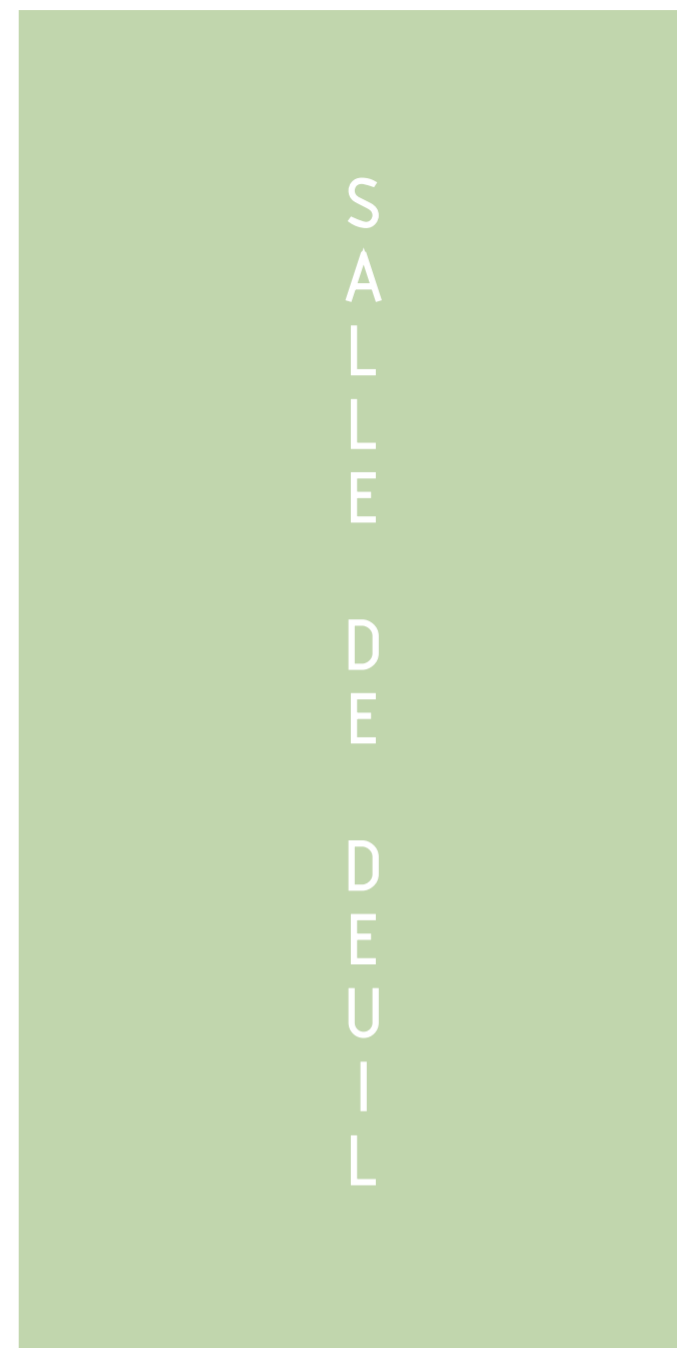
AXONOMETRY



IDEA, CONCEPTION



PLAN



LEGENDA

- ▶ hlavní vstup
- ▼ vstup personálu
- ▲ nová brána hřbitova

MÍSTOPIS

- A — parkoviště
- B — hlavní vstup
- C — vstup personálu
- D — zahrada života
- E — pobytový běh
- F — kolumbárium
- G — klidová zahrada
- H — rozšíření hřbitova
- I — stávající hřbitov
- J — veřejný park

- louka
- tráva
- strom / skupina

CITY: NOVÉ MĚSTO NA MORAVĚ

VYSOČINA - FORESTS AND ROCKS

Nové Město is the gateway to the mysterious forests and rocks of VYSOČINA in the Czech Republic. The connection with nature is a prerequisite for the design of the new funeral hall. The building grows out of the earth, it's part of it. It's made of rocks that grow in the forest. The forest - the trees that grow, when we walk in the forest, we perceive the tangle of their trunks. The tree trunks form a protective canopy for the building. The rocks growing in the distance mark the location of the large and small auditoriums. Everything is imprinted in the striped white concrete, the edges are indistinct, the rubble aggregate oozes, the roof landscape is a Highland meadow...

The surrounding landscape merges with the building, cobbled areas disappear into the green and reappear. Groups of traditional meadows are combined with trimmed lawns and mature trees.

The Cihel pond also forms part of the foreground of the mourning room.

The floor is made of granite stone and rubble stone....

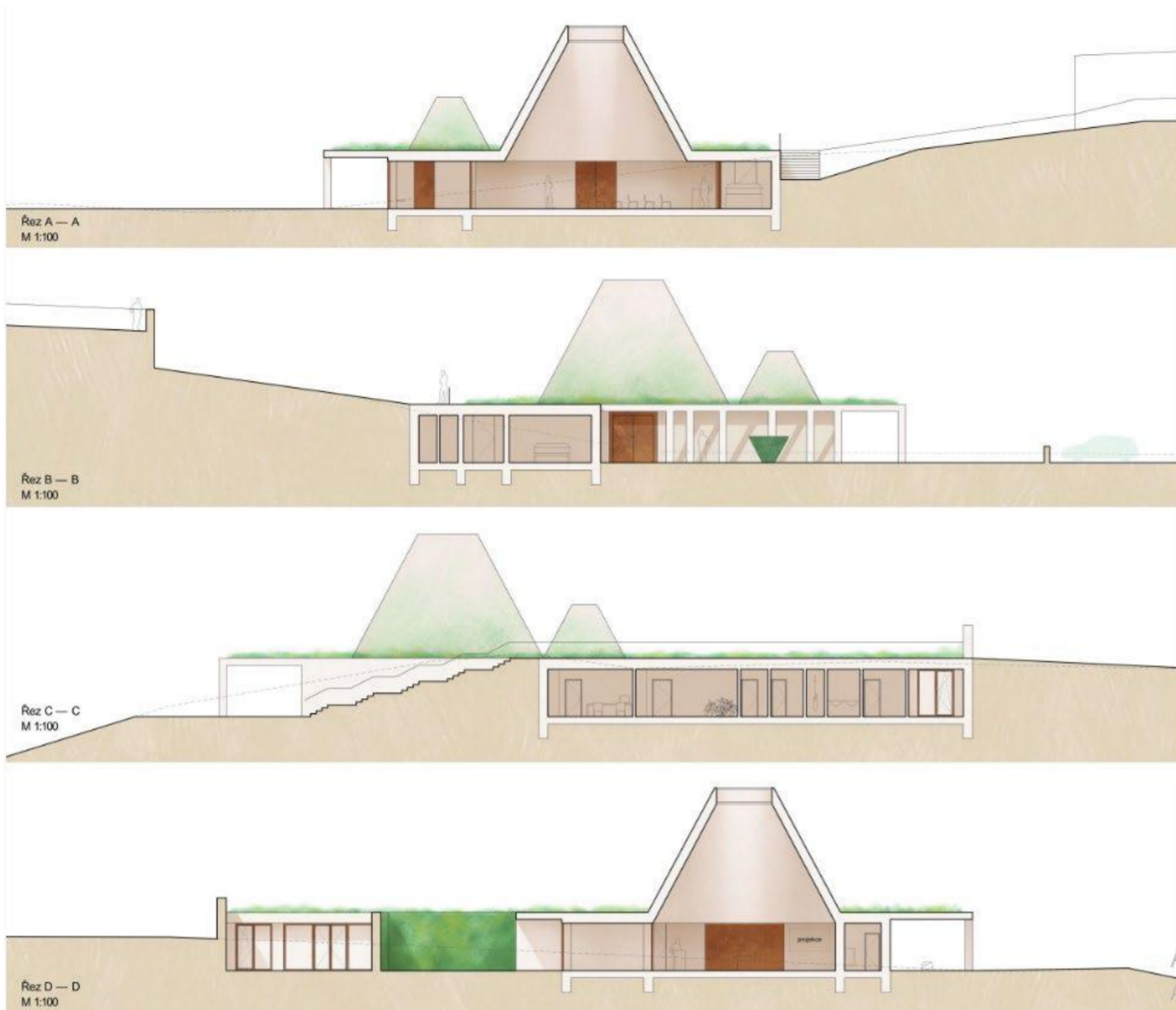
PERNIČKY - ROCK FORMATIONS / GLASS - GLASS

Thou art dust and unto dust shalt thou return - death is not fair, but it is part of our life. As we separate, we enter the mourning room, becoming a part of the Earth that encompasses us, lit only from above by the rays that pass through the top of the rocky body. The sun shines through the rain-filled feather pools so familiar to the region. The allusion to the surface of water passing in the wind, the allusion to indeterminacy, ephemerality and eternity is expressed by the changing light penetrating through the artistically rendered glass ceiling - glass from the region's vanished glassworks, for there were once glassworks everywhere...

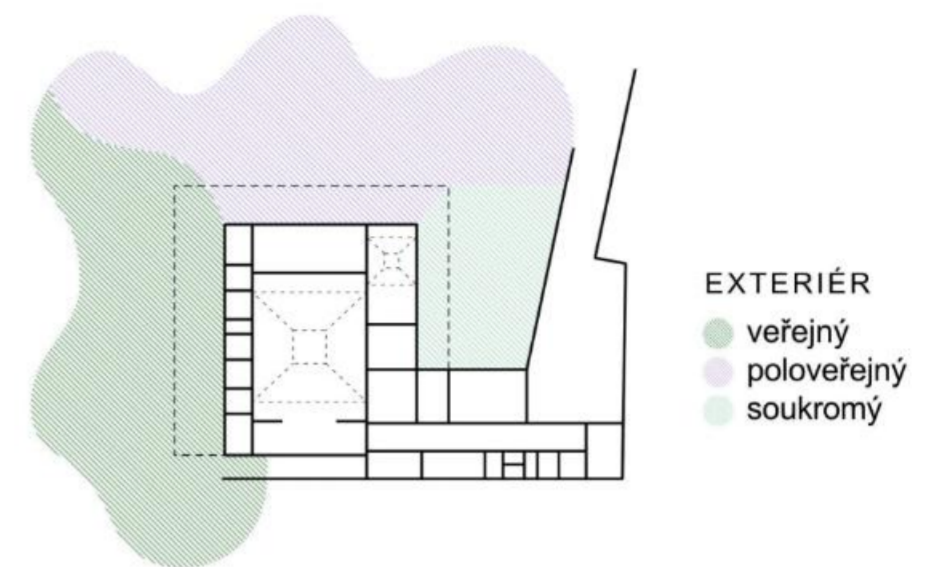
WOOD - ROUND CABINS AND DAILY NECESSITIES

Just as the use of wood was inherent to the region and to life here - the cradle, the table, the bed, the coffin, the whole house and the farm - so too were the objects of daily life, the sledges and later the skis, etc., and the objects of our daily lives. Thus, for the mourning room, wood is represented in the elements where the visitor is in direct contact (doors, benches...) - and the entire space for the catafalque, as a reminder of the life of the deceased... wood = tree - tree of life - tree of knowledge

MOURNING HALL - NOVÉ MĚSTO NA MORAVĚ



PROVOZNÍ SCHÉMATA

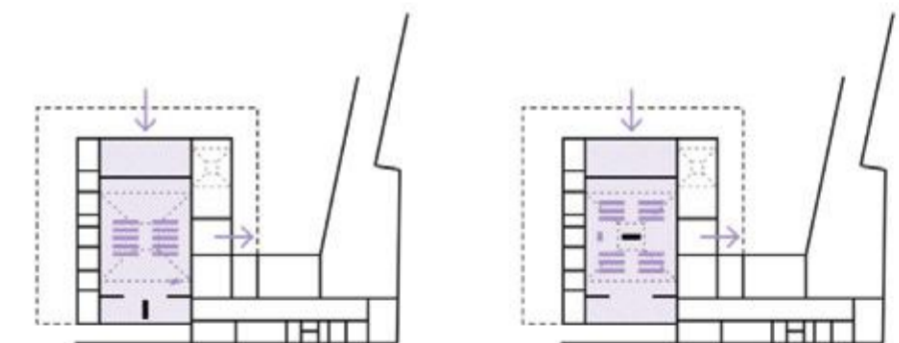
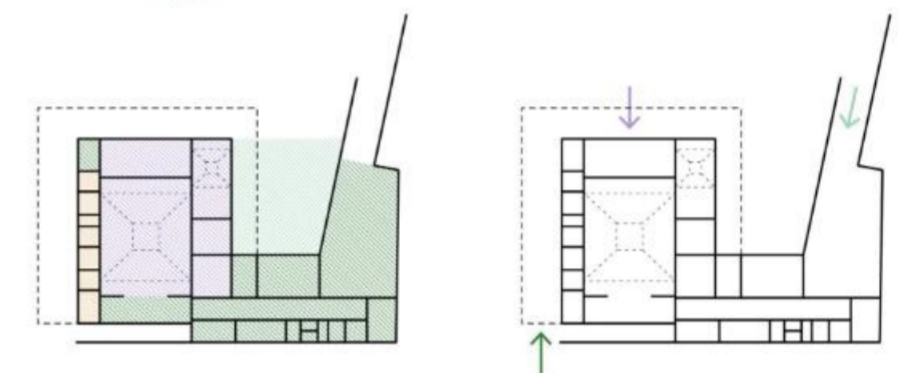


PROVOZ

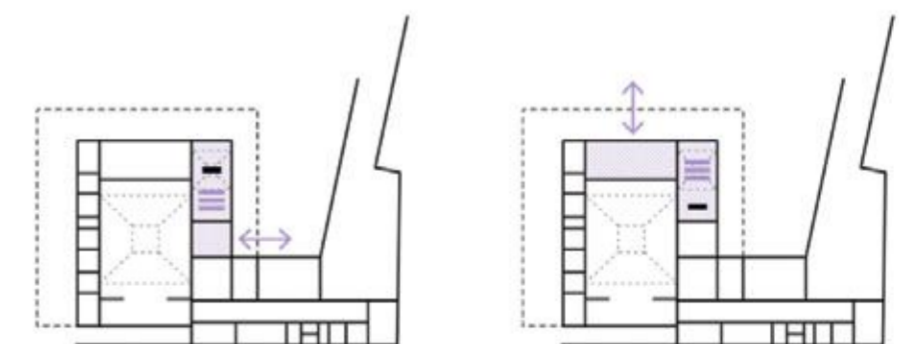
- vnitřní prostory pro pozůstalé
- zahrada života s vodním prvkem
- provozní zázemí
- hygienické zázemí pro návštěvníky

VSTUPY

- hlavní vstup
- vstup personálu
- vstup z parku a hřbitova



VELKÉ OBŘADY



MALÉ OBŘADY

The area planned for the location of the funeral home is situated on the boundary of the Malá Street housing estate, the current NMNM cemetery and the Cihel pond with the city park. In the proposal, the bereavement hall building and its forecourt form part of the city's public space and the entrance to the new part of the cemetery. Its layout also creates a quiet, semi-enclosed atrium for participants in funeral ceremonies. The design aims to enhance the overall surroundings of the site and enjoy not only the farewell to the departed, but also the daily life of the neighborhood, walks around the pond, etc.


A parking area for cars, bicycles and buses is located next to MALA street. This is a one-way, traffic-calmed street, where the sidewalk in the area around the Salle des Mournes passes into the traffic lanes. There is also access for deliveries through the parking lot, by reversing into the walls of the covered service courtyard.

The interior layout of the Bereavement Hall is rational and simple. It is a single-storey building with a flat roof. The back is separate and concealed, accessed via the service courtyard where there is space for waste disposal, as well as for the necessary external technical units and hearse parking. Part of the courtyard is covered and forms a covered entrance to the back itself. The single rooms are connected to the large service corridor, which is lit from the courtyard, as is the adjacent office, whose current window may be a window into the mortuary preparation room. The corridor opens onto a large auditorium where the catafalque is located. Another connection with the public area is the deceased display room, through which a small auditorium can be accessed for smaller ceremonies.

The public area consists of a building whose perimeter is surrounded by a generous covered gallery. The widest part faces the pond, also serves as pedestrian access from the town center, is equipped with stone benches (landscape blocks - in reference to the blocks scattered in the surrounding woods), and has access to toilets and a checkroom that can be used outside the time of funeral ceremonies. The main entrance is at the front of the parking lot, with a display for funeral announcements and additional information built into the surrounding wall structure next to the door. Behind the door is a spacious foyer with benches, a hidden door leading to a small laundry room and access to the small and large auditoriums, each of which has a single overhanging skylight in the shape of a comic pyramid topped with suspended art glass that lets in "broken" light on the pyramid walls. A small auditorium is used for gatherings of loved ones or small ceremonies. Small ceremonies can be served with access to the foyer or simply access through the vestibule from the "Garden of Life" if it really is a small, intimate ceremony. This vestibule also provides access to the deceased's viewing room - again, if you don't wish to go through the small auditorium, you can access the covered gallery directly from the aforementioned "Garden of Life". The ceremony ends here with the raising of the curtain, and guests leave through the same entrance by which they entered.

WOOD - ROUND CABINS AND DAILY NECESSITIES

Just as the use of wood was inherent to the region and to life here - the cradle, the table, the bed, the coffin, the whole house and the farm - so too were the objects of daily life, the sledges and later the skis, etc., and the objects of our daily lives. Thus, for the mourning room, wood is represented in the elements where the visitor is in direct contact (doors, benches...) - and the entire space for the catafalque, as a reminder of the life of the deceased... wood = tree - tree of life - tree of knowledge



MOURNING HALL

MOURNING HALL - NOVÉ MĚSTO NA MORAVĚ



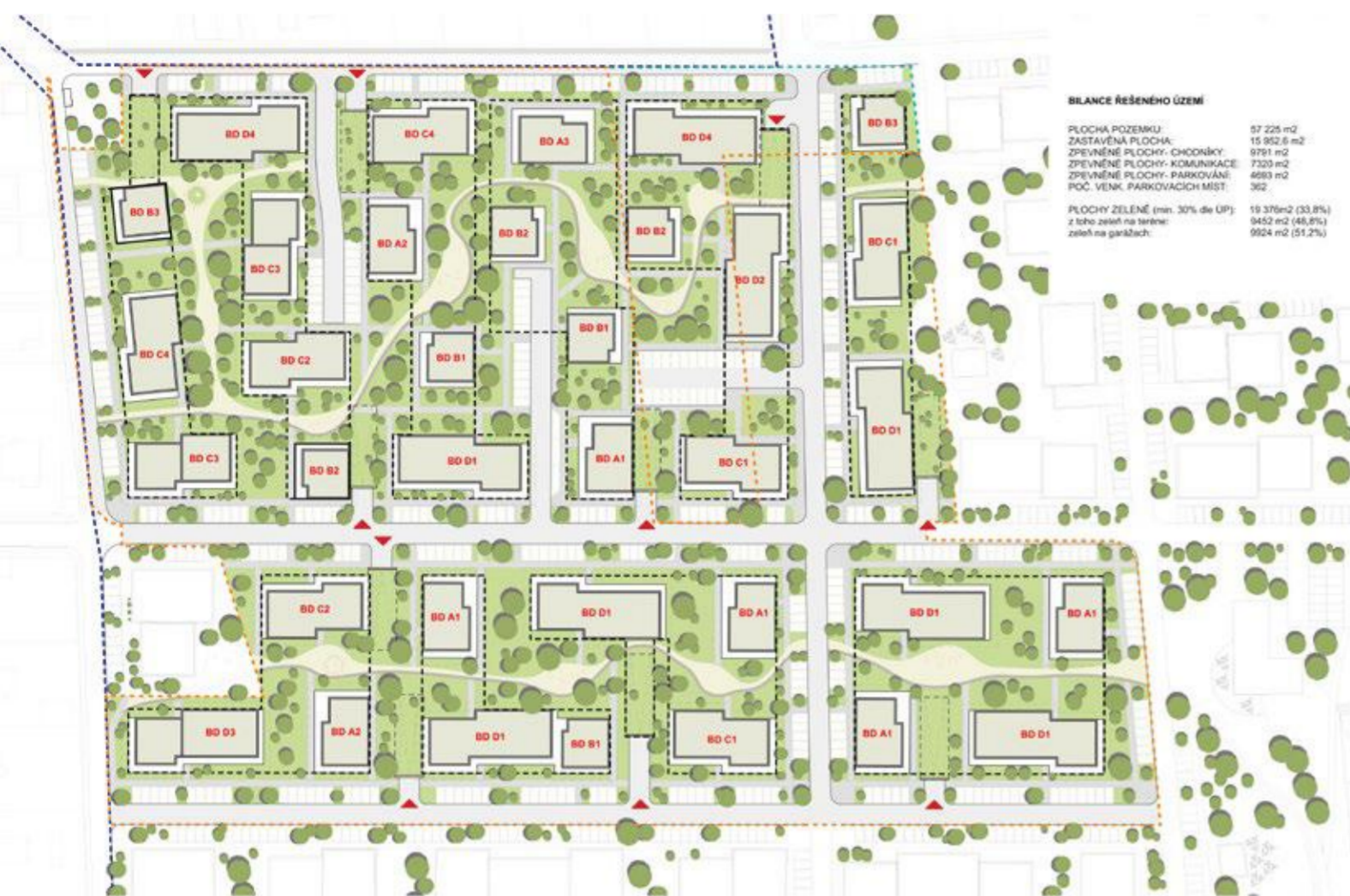
RESIDENTIAL COMPLEX
SLATINA, BRNO, CZECH
(collaboration with ATX architekti)
DEVELOPEMENT PROJECT

MY PART - flats - layouts, plans
- facades design

The residential project in Slatina is based on an urban design by the ATX studio.

It responds to the diverse development in the area, where we find taller apartment buildings and family houses adjacent to our plot. For this reason, the end houses adjacent to the family-type houses in our project are lower in height with a recessed floor, so that they respond more smoothly to the height of the neighboring family houses. Towards the fields, the houses rise and reach a height of 6 floors. This height is conditioned by the future development plan, which anticipates similarly tall buildings in the immediate vicinity.





1+kk 2+kk 3+kk 4+kk

1.NP | OBYTNÁ ČVTRŤ SLATINA | BRNO SLATINA



1+kk 2+kk 3+kk 4+kk

3.NP | OBYTNÁ ČVTRŤ SLATINA | BRNO SLATINA



1+kk 2+kk 3+kk 4+kk

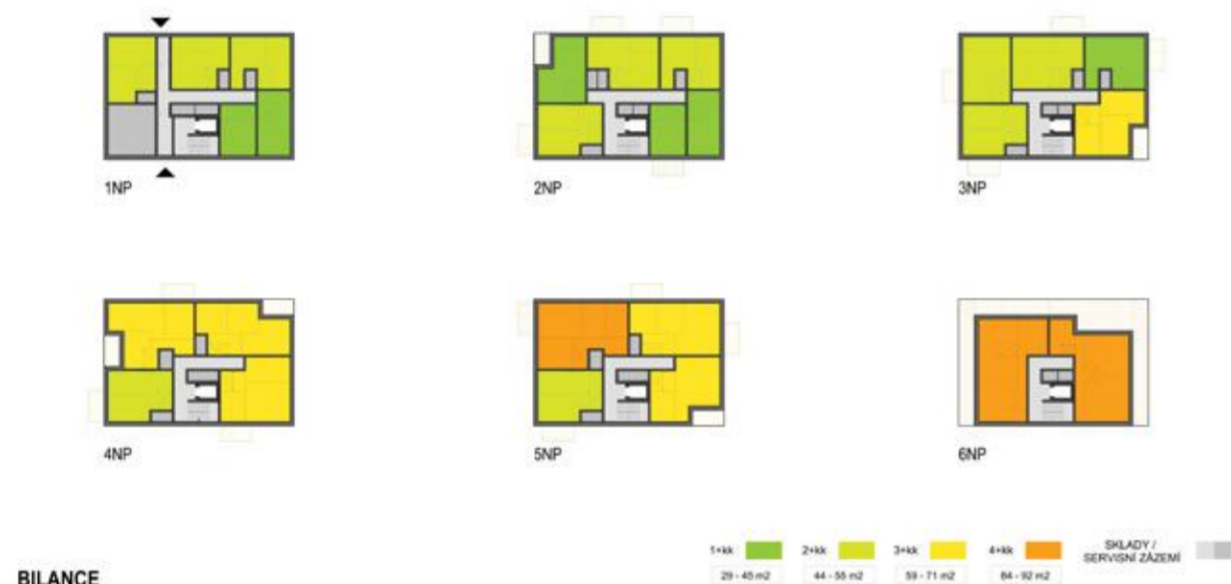
6.NP | OBYTNÁ ČVTRŤ SLATINA | BRNO SLATINA

URBAN PLANS


In the design of the facades, we decided to use three main materials: white plaster, wooden cladding, and gold elements in the form of aluminum or paint. The gold color enlivens the facades and adds elegance to the apartment buildings, while the wood softens and corresponds to the natural character of the surroundings. Gold-colored aluminum frames are integrated into the window openings, breaking up the flat visual of the facade and making it more playful overall. Another playful element is the deliberately irregularly arranged balconies and loggias within the facade.

The project is characterized by a total of four types of apartment buildings. It offers a variety of apartments ranging from one-room to four-room units of various sizes. In total, it offers 944 apartments and 1,144 parking spaces (including underground parking, which is also part of the project).

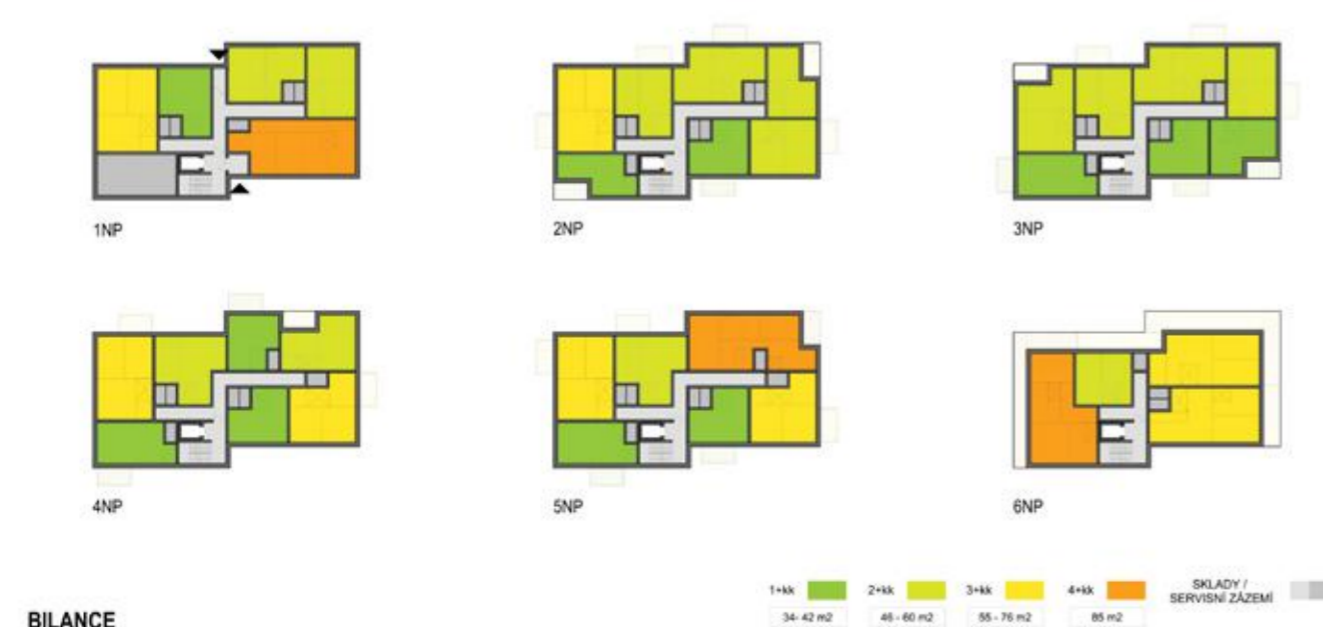
TYP BYT DOMŮ **A** PŘÍKLAD DISPOZICE BYTOVÉHO DOMU



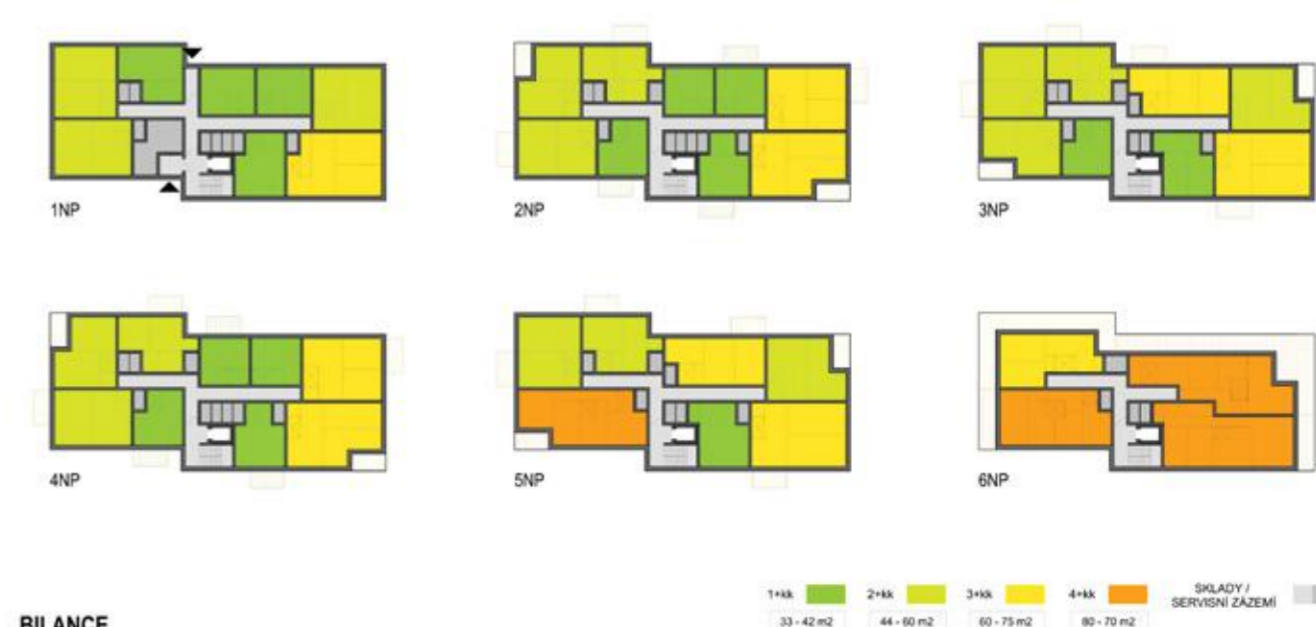
TYP BYT DOMŮ **B** PŘÍKLAD DISPOZICE BYTOVÉHO DOMU



TYP BYT DOMŮ **C** PŘÍKLAD DISPOZICE BYTOVÉHO DOMU



TYP BYT DOMŮ **D** PŘÍKLAD DISPOZICE BYTOVÉHO DOMU






VISUALISATIONS



VIZUALIZACE | KONCEPT | OBYTNÁ ČTVRŤ SLATINA | BRNO SLATINA

VISUALISATION



VIDA - SCIENCE CENTER

Children section

(collaboration with KAMKAB!NET)

(COMPLETE MISSION - CONCEPTION, DESIGN, GRAPHIC)

1ST PRIZE, COMPETITION

Children's Science Centre = DSC

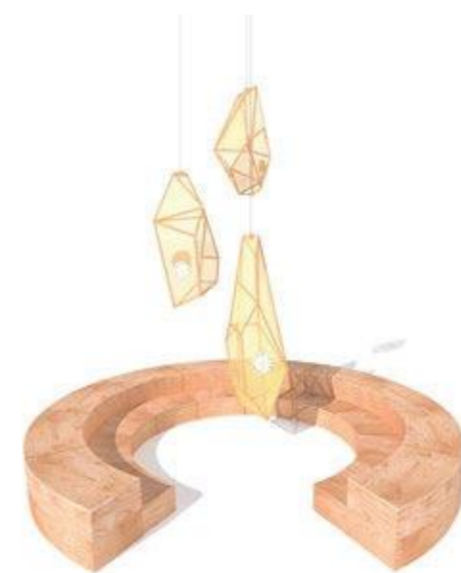
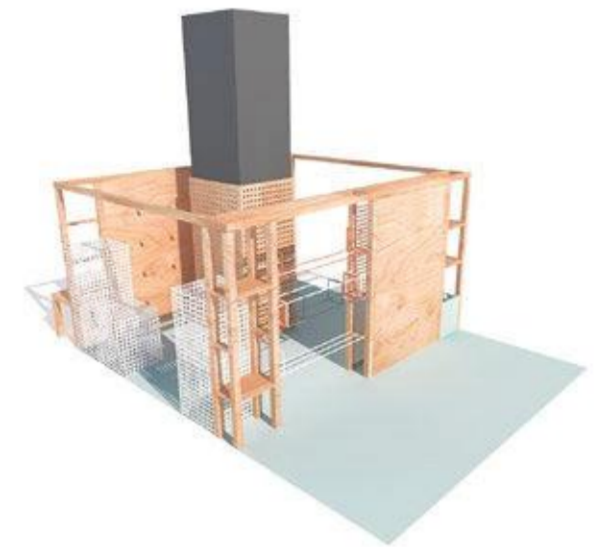
The new exhibition concept within the DSC consists of five main exhibit zones (Motor skills, Water World, Profession, Senses, Toddler) and non-exhibit zone (rest area, baby corner). Emphasis in their placement within the centre was placed on the efficiency of functioning in the space and the space itself, all with the requirement to keep some of the existing exhibits.

Taking into account better orientation, due to the division of the exhibition into zones, we propose a new orientation system that will be placed on the floor. It will be unobtrusive and at the same time eye-catching enough to capture the visitor's attention. It tells him which zone he is currently in and leads him to the next zone within the DSC. Each zone is defined by a different colour. The colour of each zone also appears on the roller blinds that form one side of the exhibition. Four infopoints are designed in the exhibition space to provide more information about the educational purpose of the selected exhibits.

The new design and improvements to the existing climbing frame create a rocket that becomes a new landmark and attraction when entering the DSC area. It is now complete with a Milky Way tunnel, an additional module with a view of the Earth, and educational elements in the sense of the planets of the Solar System. The whole element is also completed with the moon floating under the ceiling.

The first zones where we find ourselves when we enter the DSC are "Water World" and "Motor skills zone". Their positions are influenced by existing exhibits that remain in place.

The "Motor skills" zone is thematically conceived as an underground world - a world of tunnels, gold miners and gem seekers. The exhibit zone is divided into parts of gross and fine motor skills. The main element of the gross motoric part is the "Mining activity" with various types of climbing frames, monkey bars... Within the fine motoric skills, children also improve their qualities on the mini-workshop exhibit, which is deliberately placed at the transition to the "Profession" zone. Hanging gems become an additional scenographic element.






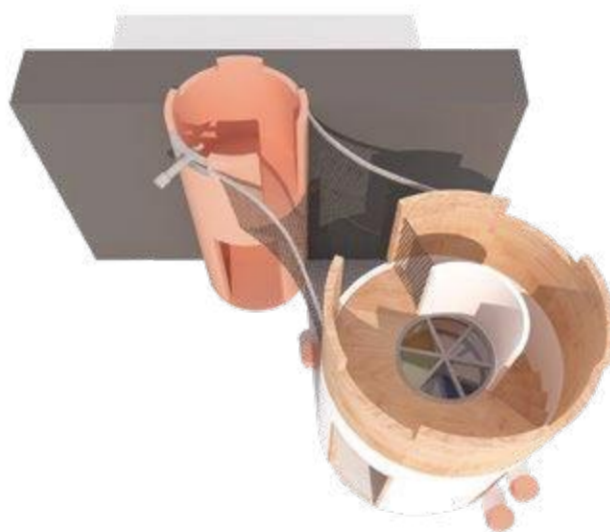

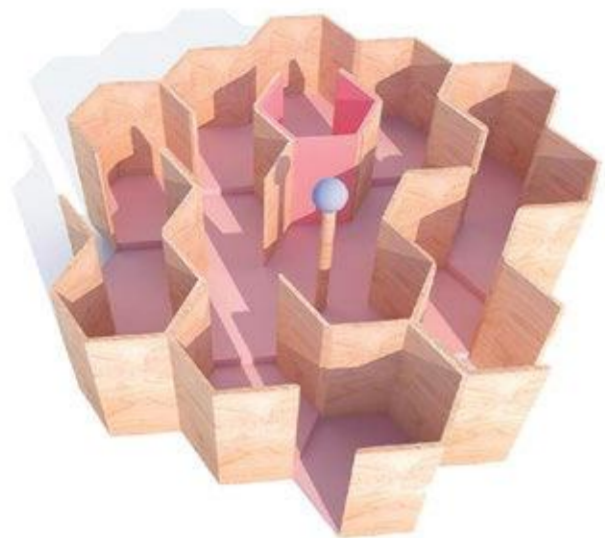
NEW ELEMENTS FOR EXPOSITION

The adjacent "Water World" offers its educational attractions within the enhanced trough exhibit. In addition to the new design and exhibits, decorations that create the illusion of an underwater world suspended from the ceiling, make the space more attractive. These include bubbles and fish. In connection with the proximity to the water, a garden and farm with educational exhibits is located at the interface of the "Water World" and "Profession" zones, from which the "Profession" zone transitions directly into the city.

The "Profession" zone becomes the centre of the DSC space. The houses, which represent different occupations, take advantage of the height possibilities of the pavilion and also create an imaginary 2.floor, where the individual buildings are connected by bridges made of nets that overlook the "Central Element". The individual exhibits in the "Professions" zone are often located in and around the houses.

The "Central Element" enhances its position at the centre of the action, between the buildings. It becomes an imaginary square. It is a mobile element in the form of a circular amphitheatre, which can be disassembled and subsequently folded in several ways. It can be used as an amphitheatre for presentations, as separate tables with seating (an imaginary marketplace) or the entire seating area can be completely removed and cocoons with clocks can be lowered into the city centre, with a variety of different dials (= meeting point). The entire amphitheatre space can be visually separated from the main exhibition by means of a retractable projection screen suspended from the ceiling. The seating sections of the amphitheatre are stored in prepared areas within the new DSC.

From the town we reach the forest, where we have two options: turn into the prairie and visit the Indian camp (backpacker zone) or continue to the mysterious senses.



NEW ELEMENTS FOR EXPOSITION

In the case of the "Senses" zone, we are guided to the nucleus and the neuron as the basic building block of the nervous system, enabling our senses to function. It is spatially visualized in a playful way on a column and houses. Data projector and a light projector allows shadow play. Nerve endings lead from the neuron to the various sensory subzones as a scenographic element. In the case of hearing, we get to the sound part of the "band". Sight will lead us to magical towers with other exhibits. The other senses, which have less exhibit representation, are given space near the core, in the forest and in the forest hut.

The toddler bed is located with regard to the proximity of the rest area, the baby corner and the pram parking... It is located in a more intimate space thanks to the enclosure by walls on the sides and partial screening by the "forest". Its central feature is a tee-pee with several exhibits and a totem pole. The space is separated by a bench and a low fence topped with "cups" made up of various tactile materials with an educational character. Another interesting feature is the small "bee" labyrinth, which is situated near the exit of the exhibit zones.

The last part of the design are the non-exhibit zones. The "quiet zone" is deliberately situated outside the exposition to be as little disturbed as possible. It provides a soft world unto itself. It is intended as a space without an educational character. The section below the elevated section serves as a pram parking area, this is accessible from the common areas outside the DSC.

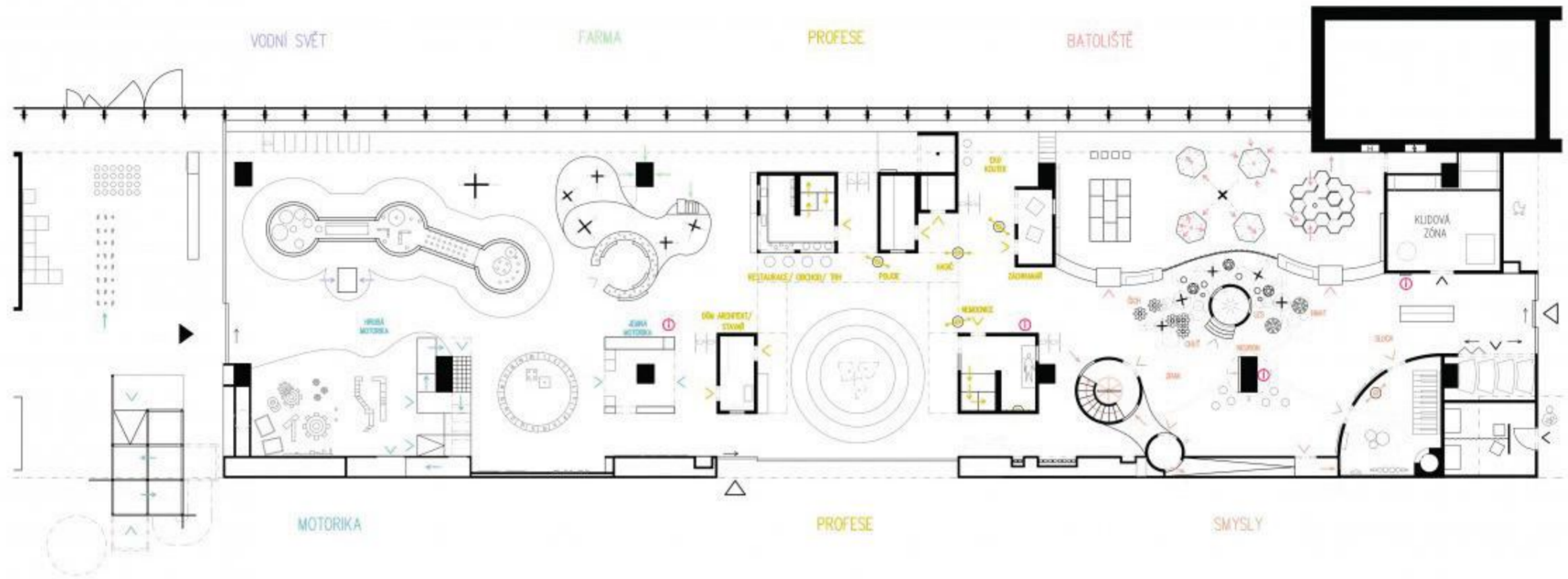
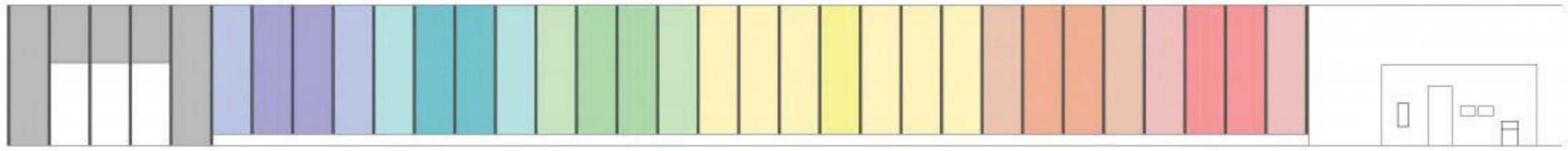
The "baby corner" is intended to be common for both exhibition spaces, inside with the possibility of dividing it into two. The entrance is situated from the common area outside the DSC.

The new DSC uses natural materials as much as possible - wood (plywood), metal, textiles. The colour scheme is different from the main exposition, it is more childlike and colourful. It uses the colour spectrum. The floor has a new colour scheme, with a distinction of impact zones, a carpet is designed in the place of the toddler zone.





VISUALISATIONS

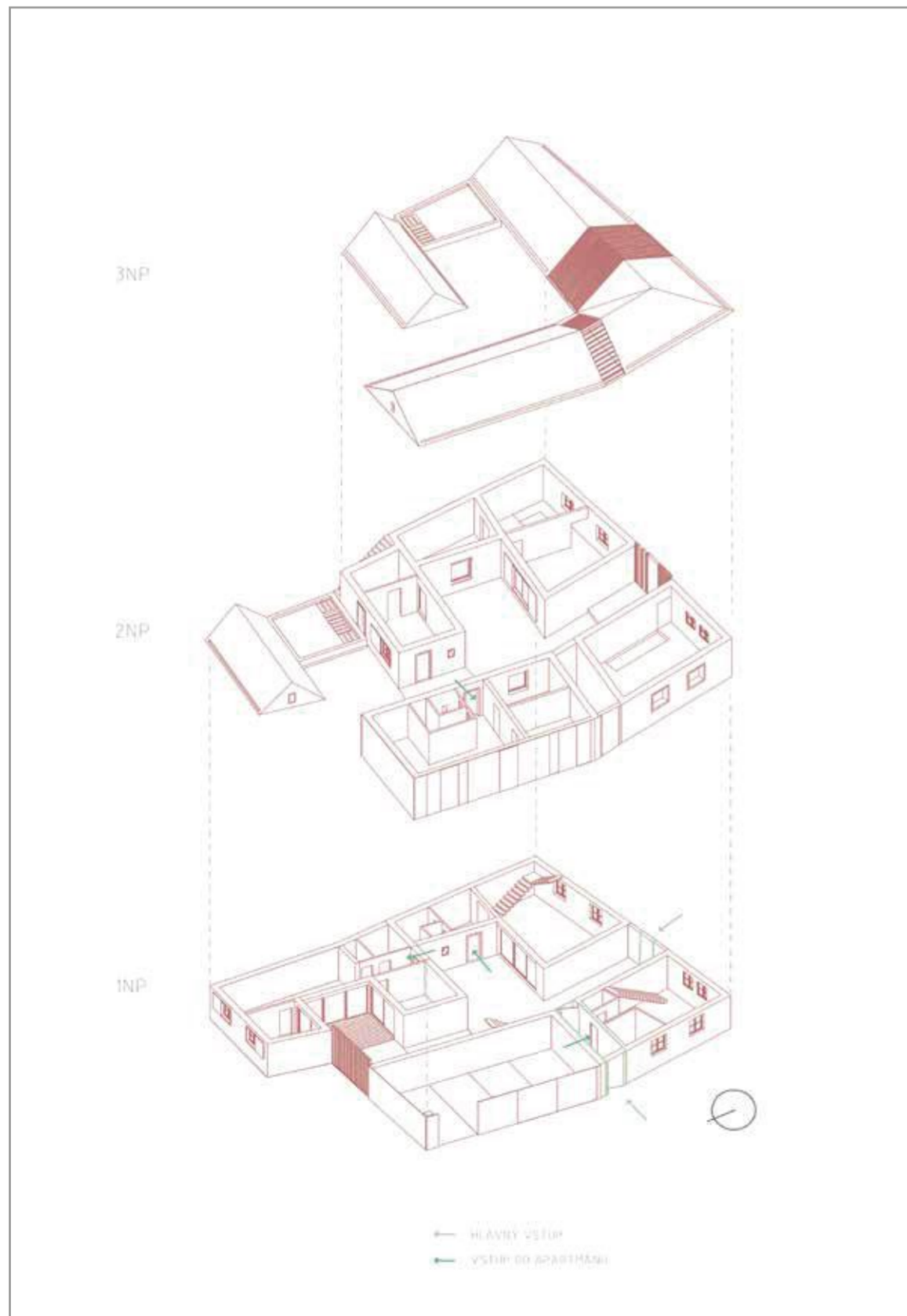
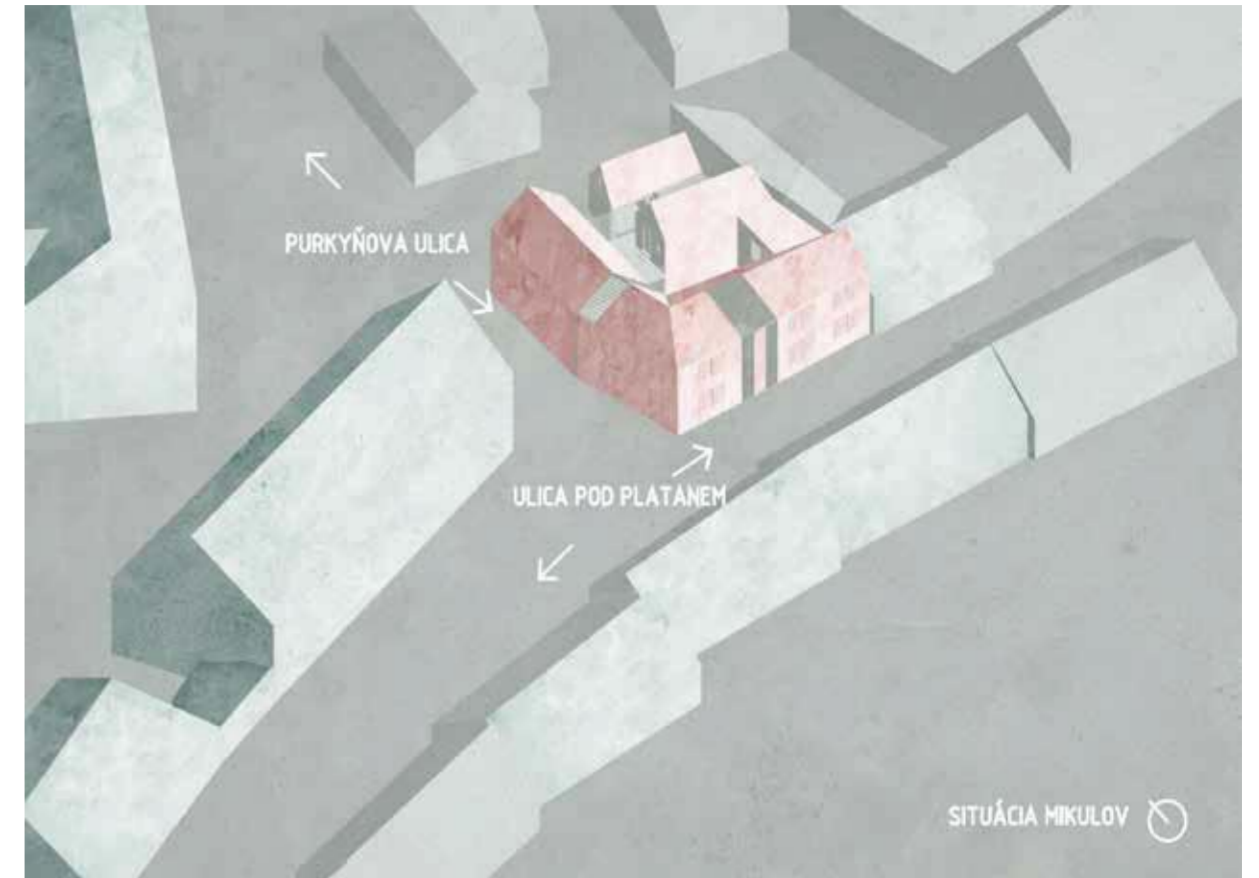



- | | | | |
|--|------------------|--|------------------------------|
| | parkovní autíček | | hlavní vstup do expozice |
| | parkovní kočárků | | pořizující vstup do expozice |
| | kočecí místnost | | vstup do expozitu |
| | | | vstup do jednotlivých zónách |



PENSION IN MIKULOV (APARTMENT HOUSE)

PROJECT WAS AWARDED WITHIN A SCHOOL
PRICE OF BOHUSLAV FUCHS



FROM THE BEGINNING OF THE PROJECT I CONSIDERED AS IMPORTANT TO DO SOME SPECIFIC ANALYSES TO CREATE AN OBJECT RESPONDING TO THE NEEDS OF THE LOCALITY, NEIGHBOURHOOD AND INVESTOR. I CREATED A SCHEMA WITH CHARACTERISTIC QUALITIES FOR MY FUTURE AIM, SUCH AS INDIVIDUALITY, COMMUNITY CHARACTER, HUMANISM, OPENNESS WHICH ARE INVOLVED IN THE PROJECT.

IT IS A PLACE FOR RELAX, FUN, PLACE WHERE YOU CAN BE CALM AND FORGET ON YOUR DUTIES, ENVIRONMENT WHERE YOU CAN MEET SOME PEOPLE BUT JUST IN CASE YOU REALLY WANT TO. MIKULOV IS A SPECIFIC CITY WITH GREAT ATMOSPHERE OF HISTORIC RENAISSANCE INFLUENCED BY ITALIAN CULTURE.

VERY IMPORTANT FOR ME WAS TO CREATE A SPACE WITH COMMUNITY CHARACTER AND IN THE SAME TIME PLACE WHERE YOU CAN FIND YOUR SILENT SANCTUARY FOR A MOMENT AND LET'S TIME GO BY..

WHY THE OBJECT IS CLOSED?

LOCATION OF A LOT IS ON A CORNER. I WANTED TO CREATE A CORNER CHARACTER OF BUILDING ON THE STREET CALLED 'POD PLATANEM' WHICH IS ACTUALLY MISSING. AT THE SAME TIME I CONSIDERED AS IMPORTANT TO MAKE INTENDED PLACE MORE PRIVATE.

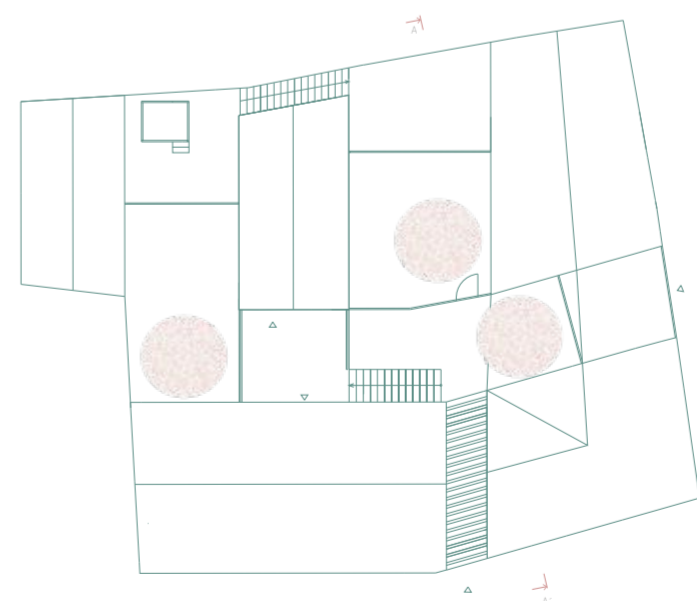
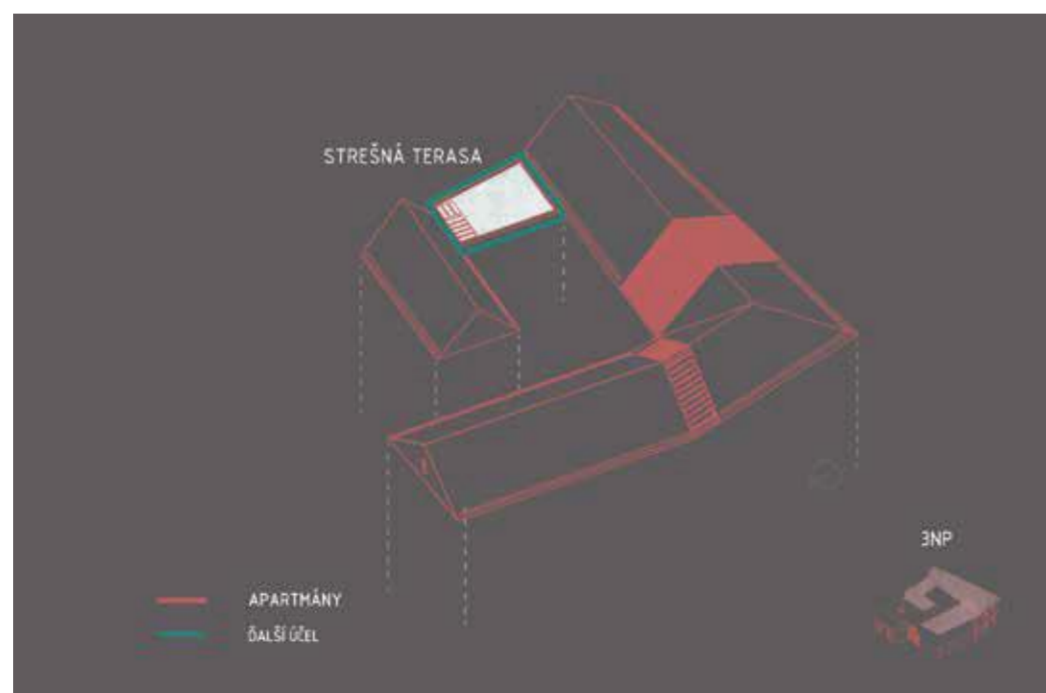
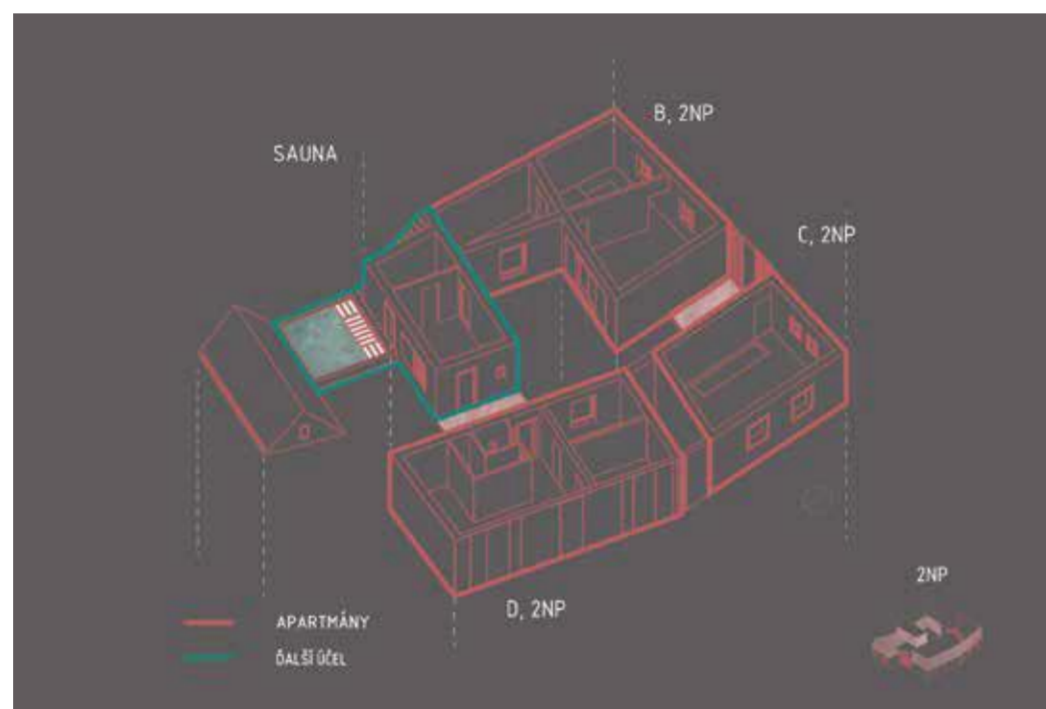
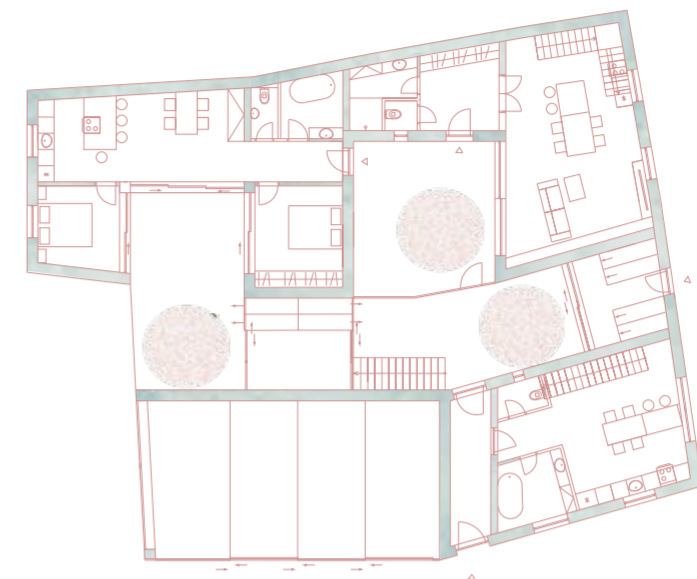
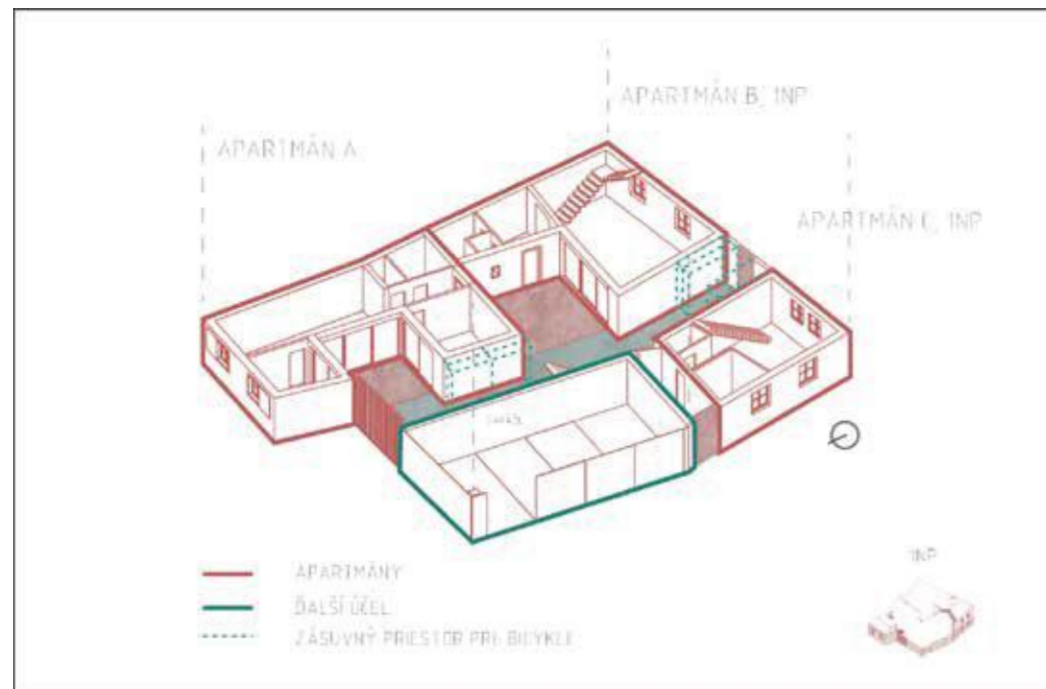
PENSION/ APARTMENT HOUSE CONSISTS OF 4 APARTMENTS. TWO OF THEM ARE DUPLEX APARTMENTS. ONE IS SITUATED ABOVE A GARAGE AND THE LAST ONE IS WHOLE ON THE FIRST FLOOR - THE MOST PRIVATE ONE. EACH APARTMENT HAS APPROACH TO ATRIUM OR GREEN ROOF. ALMOST IN THE MIDDLE OF THE LOT, IS SITUATED SAUNA, WHICH CAN BE USED BY ANYONE.



PENSION IN MIKULOV IS PLANNED ALSO FOR BIKERS. BIKE-TURISM IS VERY SPREAD IN MIKULOV, THAT'S WHY WHOLE PROJECT REACT ON THIS REALITY BY CREATING SPECIAL BOXES FOR BIKES IN COMMON SPACES.

I USED TWO TYPES OF FACADES. THE FIRST, DOMINATIVE ONE CONSISTS OF BEIGE LIMESTONE PANELS TYPICAL FOR MIKULOV (MIKULOV AS A CITY IS SURROUNDED BY LIMESTONE HILLS.) GARAGE AND APARTMENT ABOVE IS COVERED BY ANOTHER TYPE OF FACADE, IT IS WHITE PERFORATED METAL FACADE WHICH IS HIDING RELATIVELY BIG ENTRANCE FOR FOUR CARS.

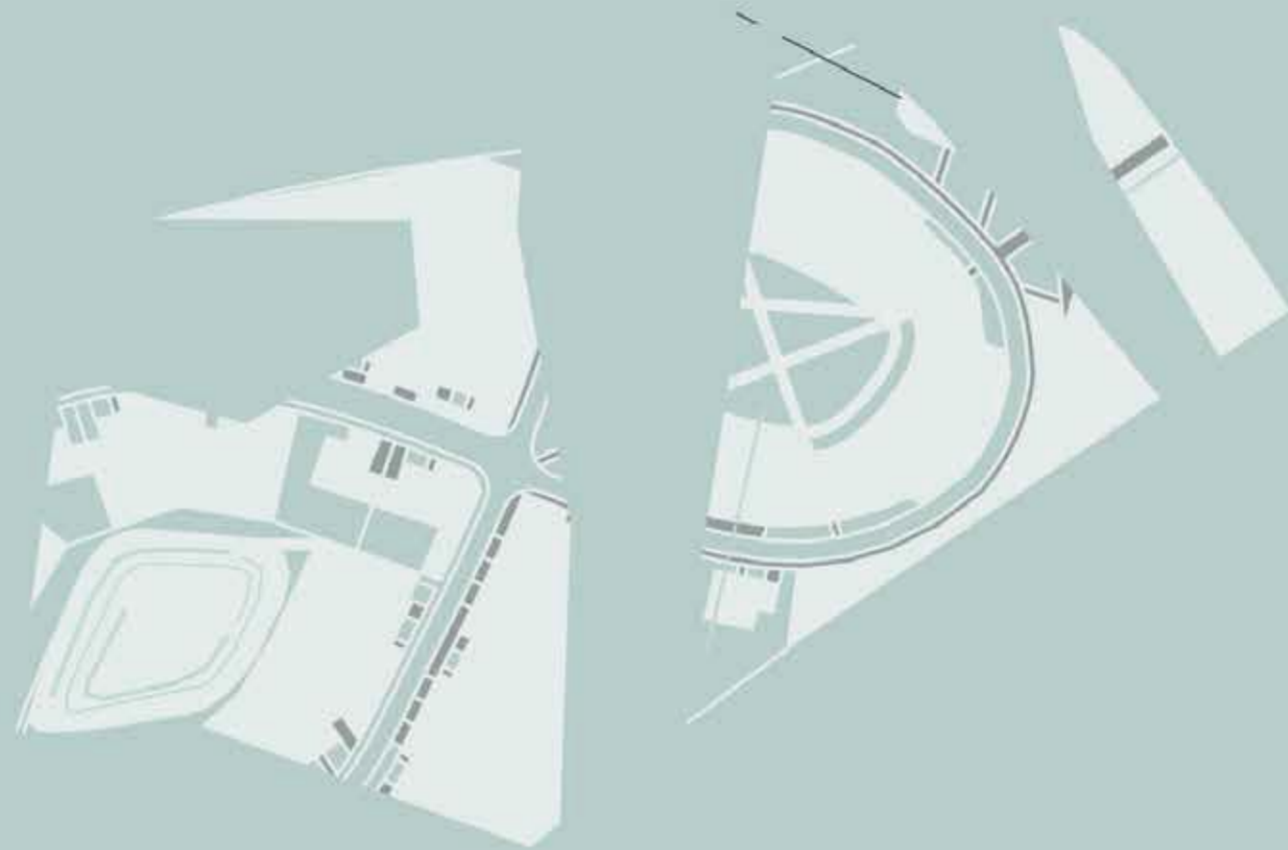
I DECIDED TO RESPECT NEIGHBOURING BUILDING. THAT'S WHY IS THE HEIGHT OF THE ROOFS THE SAME IN THE FACE OF BUILDINGS AND THAT'S WHY I USED SADDLE ROOFS.

WHOLE AREA IS IN MONUMENT PRESERVATION ZONE.


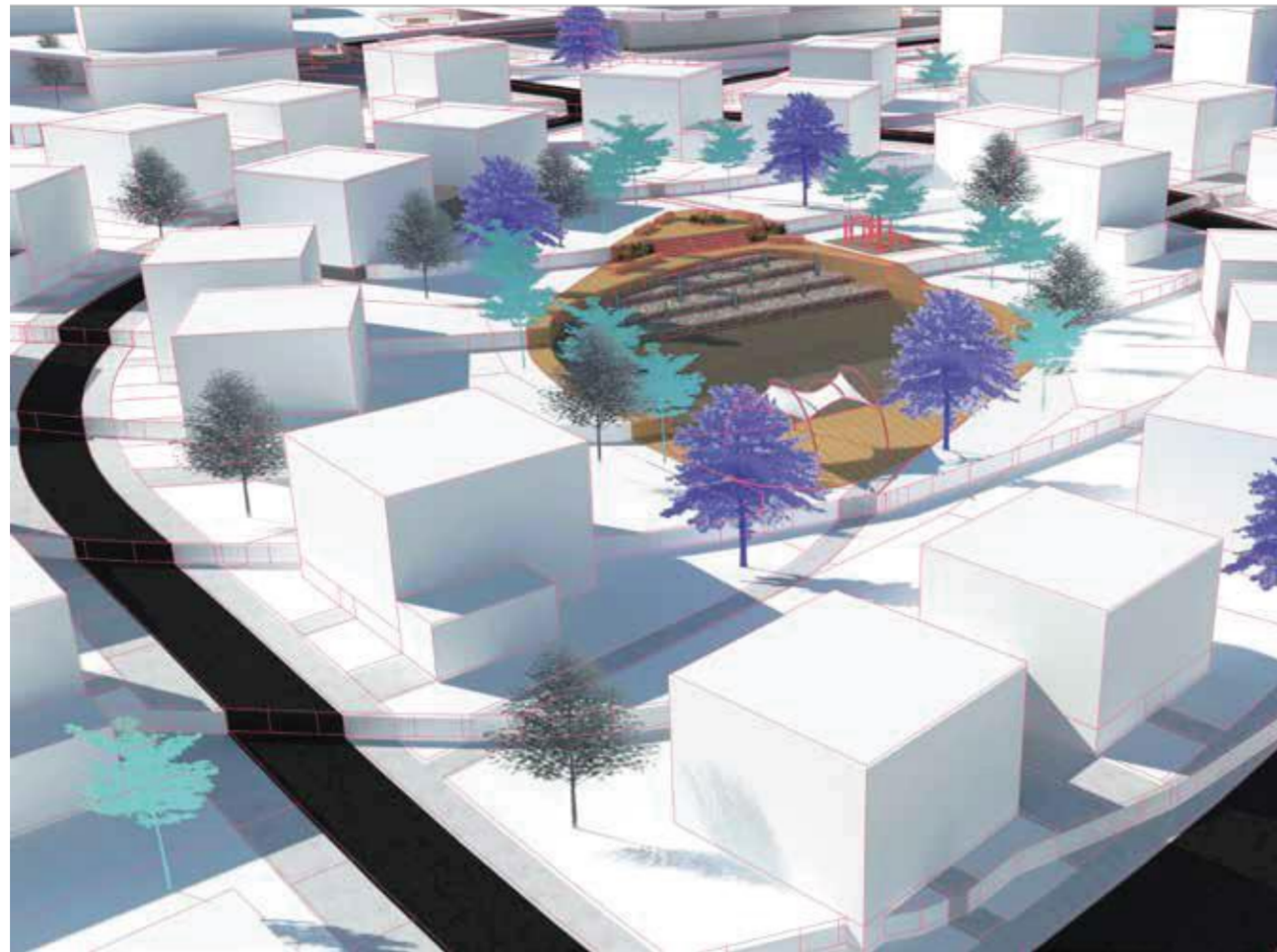




PHYSICAL PERFORMANCES



HEALTHY LIFE
URBAN PROJECT IN BRNO



OUR LOT IS SITUATED IN THE PART OF BRNO CALLED LÍŠEŇ. IT'S IMPORTANT POINT. BECAUSE A LOT IS CONNECTING OLD LISEN WITH A NEW ONE. I TRIED TO PRESERVE ITS CHARACTER.

DURING PROJECTION, VERY IMPORTANT ASPECTS FOR ME WERE EFFECTIVITY OF FUTURE PLAN AND INNOVATIVE APPROACH, COMFORT AND CRITERIA OF HEALTHY LIVING. THE MOST SPECIFIC CRITERIA IN THE PROJECT ARE: VARIETY OF HOUSING, ECOLOGICAL PRINCIPLES, GREEN SPACES, SUSTAINABILITY.

AFTER EXAMINATION OF DIFFERENT ANALYSES I CAME OUT WITH AN ORGANIC FORM OF NEW COMMUNICATION/ROAD WHICH ALLOWS TO SET HOUSES ALL AROUND AND DIRECTS ATTENTION TO A LANDMARK - A LAKE IN THE MIDDLE OF THE AREA. THE LAKE HAS A SEMIPRIVATE CHARACTER. THIS AREA IS SUITABLE FOR PICNICS, NEIGHBOURHOOD ACTIONS, OR JUST FOR RELAXATION. THE SITE PROVIDES A PLAYGROUND, A GRILL, BENCHES, AND PARTLY SHELTERED SPACE FOR SOME SMALLER PERFORMANCES/EVENTS.


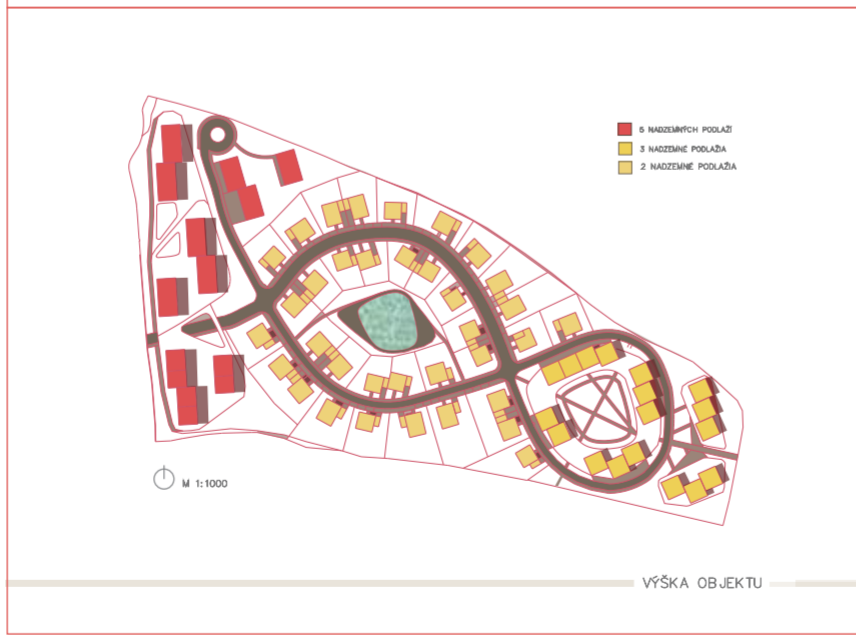
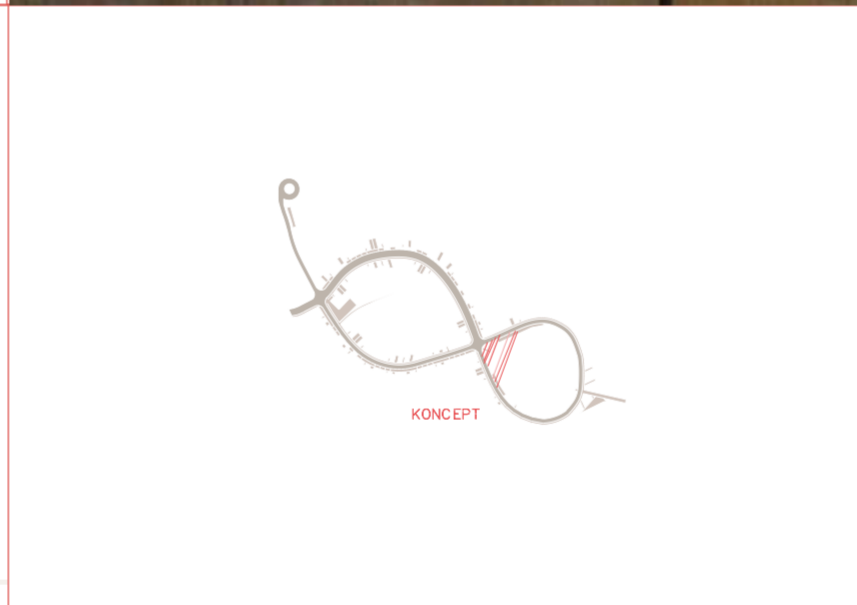
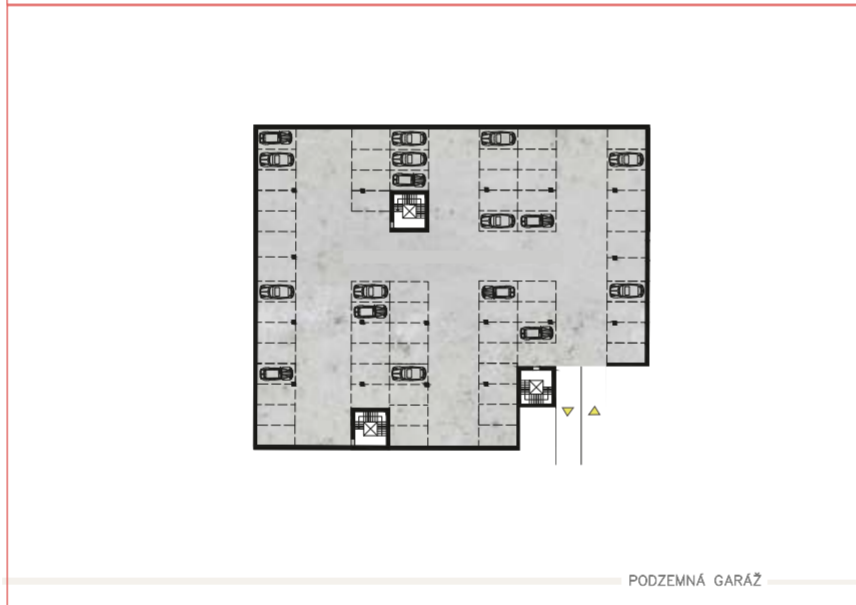
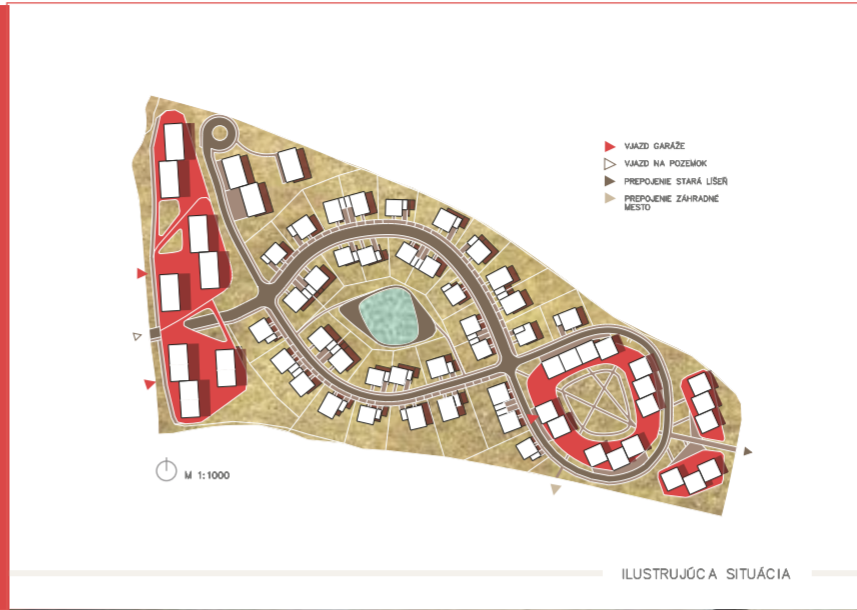
THE FORM OF A ROAD IS EFFECTIVE, TALKING ABOUT SERVICEABILITY. CARS DO NOT NEED TO GO BACK FROM A ONE WAY ROAD, THEY CAN JUST EASILY FOLLOW THEIR WAY.

FROM THE SIDE OF THE MOST NOISY TRAFFIC WE CAN SEE A SPECIFIC FLAT/APARTMENT HOUSING. IT'S A BARRIER CONSTRUCTION WHICH STANDS AGAINST THE NOISE TO RUN INTO THE DISTRICT OF FAMILY HOUSING. THESE FLATS ARE TYPICAL FOR THIS LOCATION BECAUSE OF THEIR TERRACES AT HEIGHT OF 2NP. THIS SPACE IS AVAILABLE ONLY FOR INHABITANTS OF THE FLATS. IT IS DESIGNED AS A PARTLY GREEN SPACE FOR RELAXATION AND GARDENS. BECAUSE OF SOME SHOPS AND OFFICES WHICH ARE SITUATED UNDER THE TERRACE, PLATFORM IS PERFORATED TO RECEIVE MORE LIGHT.

THERE ARE TWO DIFFERENT UNDERGROUND PARKINGS IN THE PROJECT. ONE IS SITUATED UNDER THE BARRIER OBJECT AND ANOTHER ONE UNDER THE AREA WITH PLATFORM ON THE OTHER SIDE OF A THE LOT.


THERE ARE 6 TYPES OF HOUSES IN THIS AREA.

THE PROJECT HEALTHY LIVING CAN SEEM LIKE COURAGEOUS UNDER THE CONDITIONS OF BRNO LIVING. BUT I THINK THAT PROJECT CREATES INNOVATIVE, SPECIFIC SPACE WITH ITS OWN ATMOSPHERE IN TERMS OF SUSTAINABLE ARCHITECTURE.





VILLAHOUSE IN BRNO



VILLA AND HOUSE .

VILLA - IT'S MORE LUXURIOUS, OSTENTATIOUS, PRESENTS ITSELF BY VISAGE. CLOSED AGAINST SURROUNDINGS, LIVING ITS OWN LIFE SEPARATELY, PROTECTS ITS WEALTH BEHIND THE TALLEST FENCE ON THE STREET, INTERIORS KIND OF EXTRAVAGANT, IMPRESSIVE..

HOUSE - MY CASTLE? SANCTUARY? MORE FRIENDLY SPACE, PLACE WHERE YOU CAN HIDE... YOUR FAMILY IS SITUATED THERE. YOU WERE BROUGHT UP THERE. FROM THE GOOD-MANNERED, RELAXED, FRIENDLY FAMILY, GOOD FOLKS COME.

VILLAHOUSE IS SITUATED ON VILLASTREET IN BRNO CALLED B. MARTINU. VILLAHOUSE IS DESIGNED FOR 3 GENERATION FAMILY. THE OWNERS OF THE FUTURE HOUSE WANTED TO LIVE TOGETHER BUT HAVE SEPARATE LIVES IN THE SAME TIME.

THE CONCEPT OF THE VILLAHOUSE REFLECTS REQUIREMENTS. I DECIDED TO DIVIDE A LOT INTO THREE PARTS. THANKS TO THIS DIVISION, EACH HOUSE GOT ITS OWN GARDEN, ATRIUM IN ONE CASE.

BUILDING REACTS ON A TERRAIN ON A SLOPE: THATS WHY THE LEVEL OF SECOND PART OF THE OBJECT IS HIGHER, IT ALLOWS BETTER VIEW FOR FUTURE OWNERS.

THE FIRST APARTMENT IS SITUATED ON THE FIRST GROUND FLOOR, ITS UNOBSTRUCTED APARTMENT FOR OLDER PARENTS, IN THIS CASE FOR GRANDMA. PARENTS GOT THEIR OWN GARDEN.

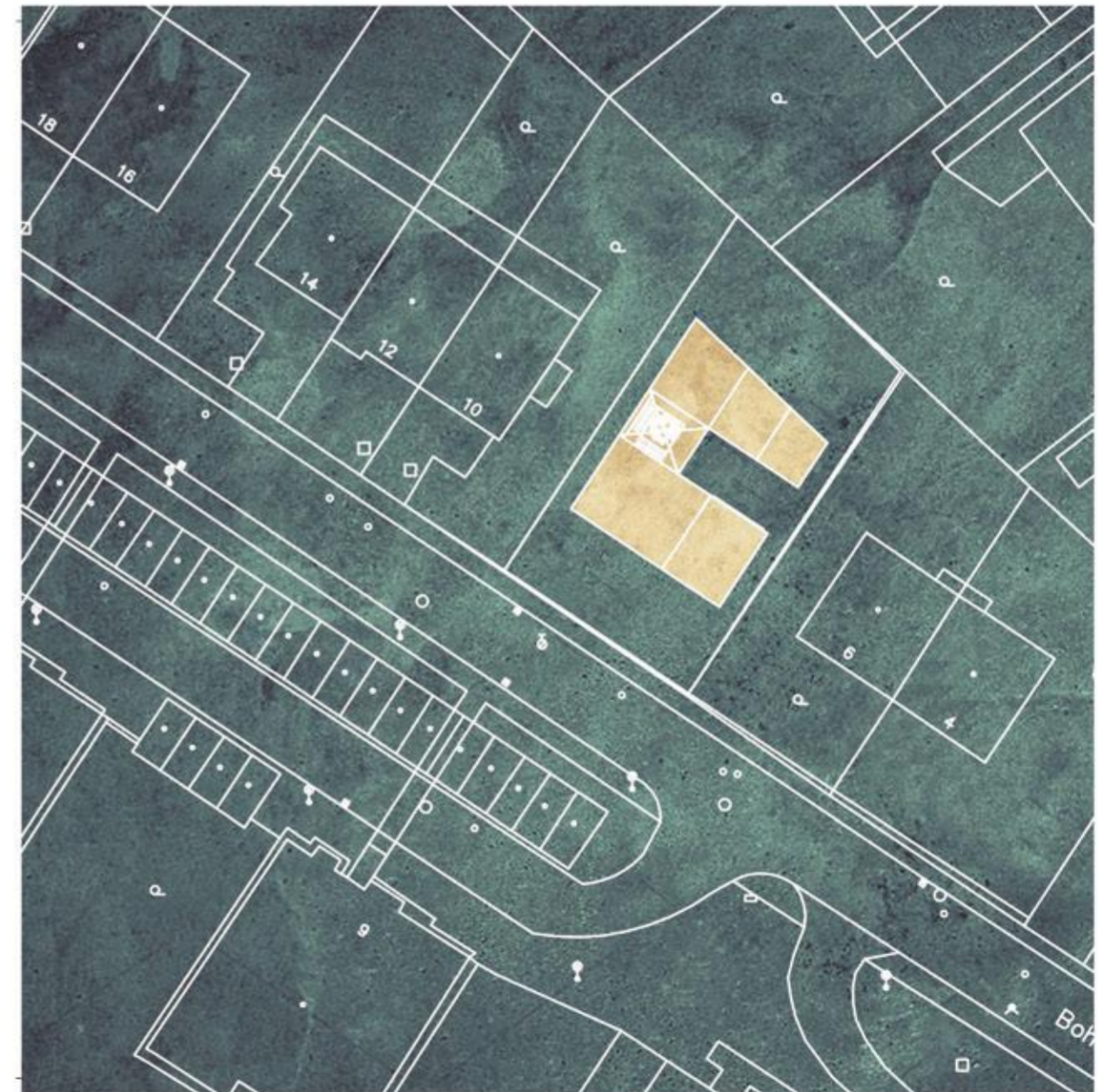
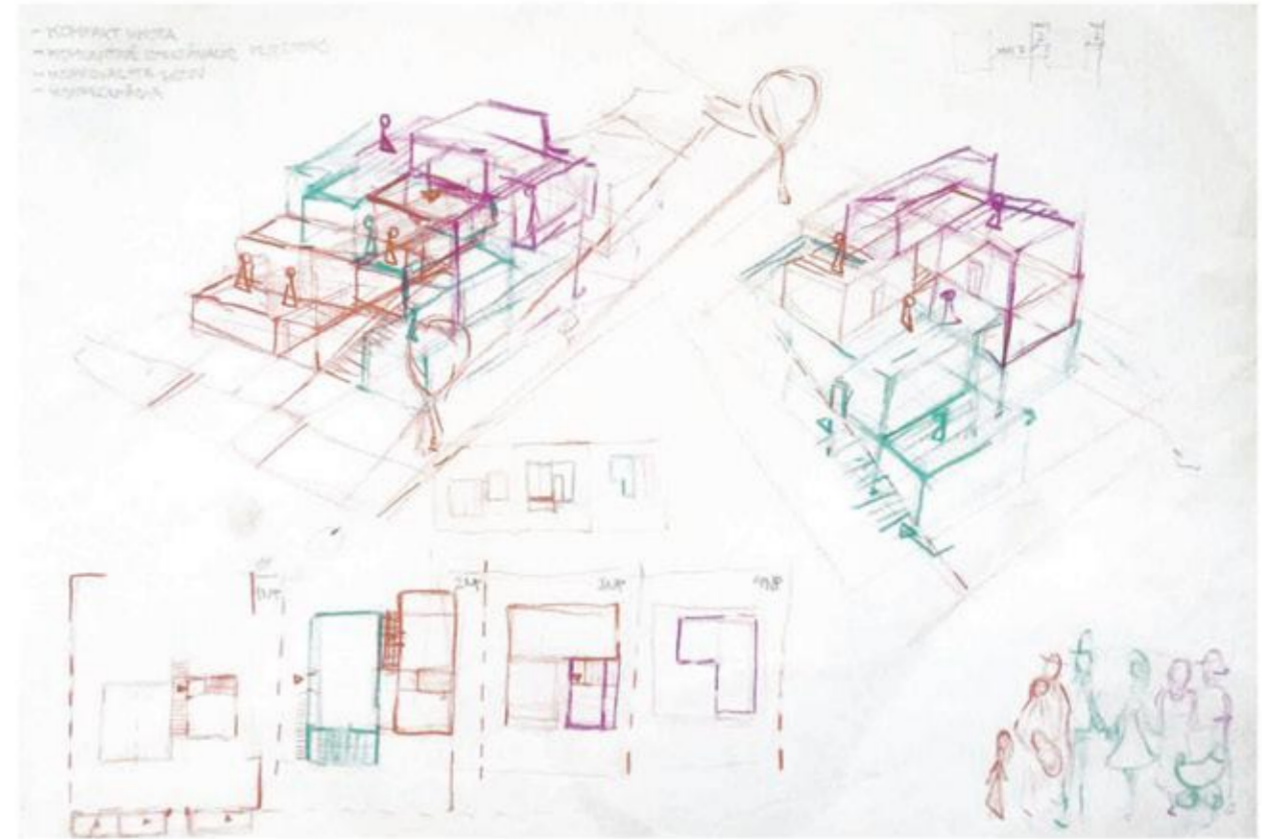
ANOTHER ONE IS SITUATED ABOVE THE FIRST, THE APARTMENT HAS ITS OWN PRIVATE ATRIUM IN THE MIDDLE OF THE OBJECTS.





THE LAST APARTMENT IS IN THE BACK SIDE OF THE LOT AND PROVIDES THE BIGGEST SEMIPRIVATE GARDEN FOR ALL OF THE INHABITANTS.

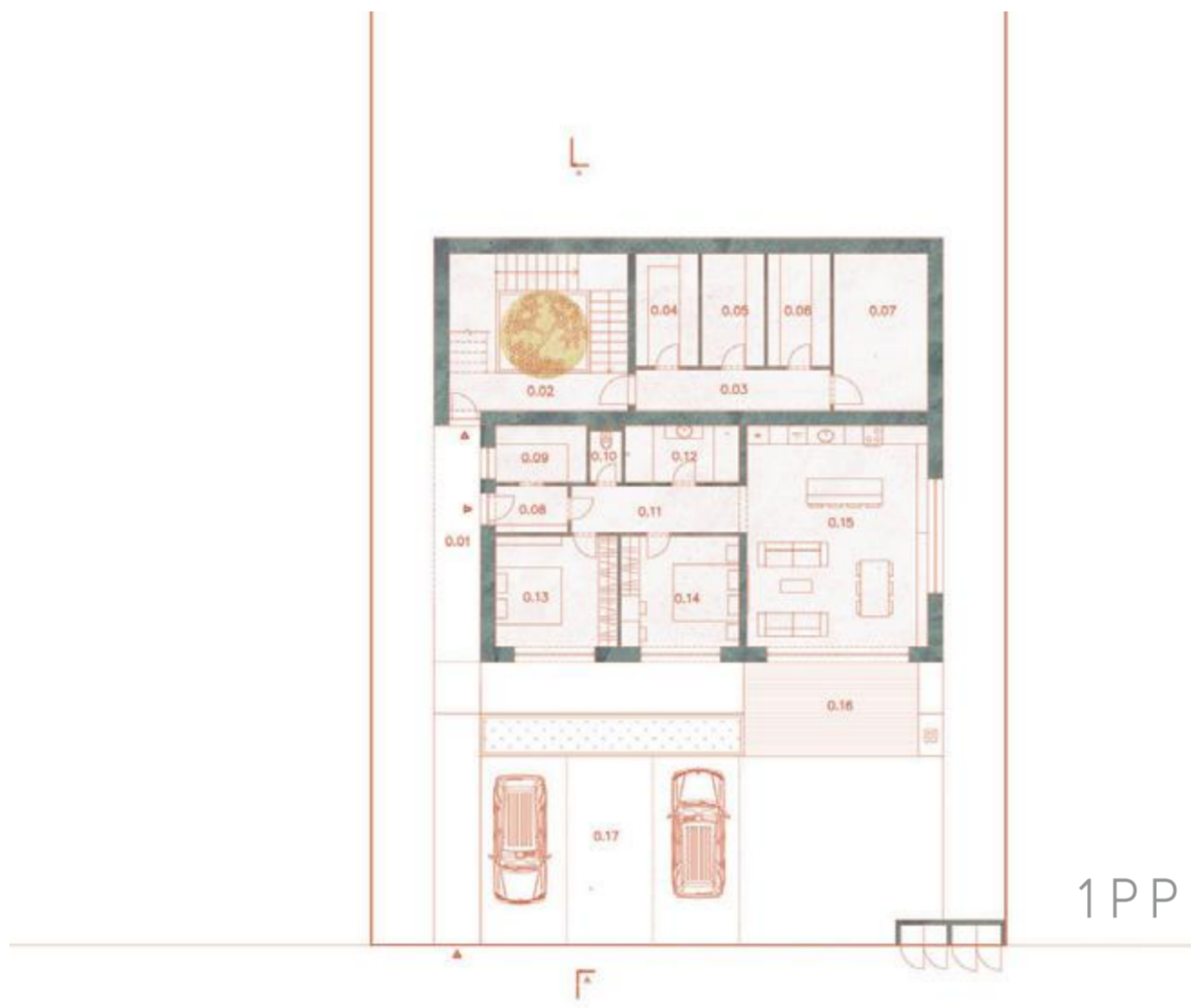
IN THE MIDDLE OF THE OBJECTS I DESIGNED COMMUNICATION SPACE WITH STAIRS AND A TREE IN THE MIDDLE.. THE PERFORATED FACADE AROUND ALLOWS LIGHT TO GET INTO THE OBJECT AND NURISH PLANTS INSIDE.

THIS COMMUNICATION SPACE IS IMPORTANT FOR THE FUTURE OF FAMILY LIVING. IT CAN BE EASILY EXTENDED AND ANOTHER APARTMENT CAN BE BUILT IN CASE OF BIGGER FAMILY.

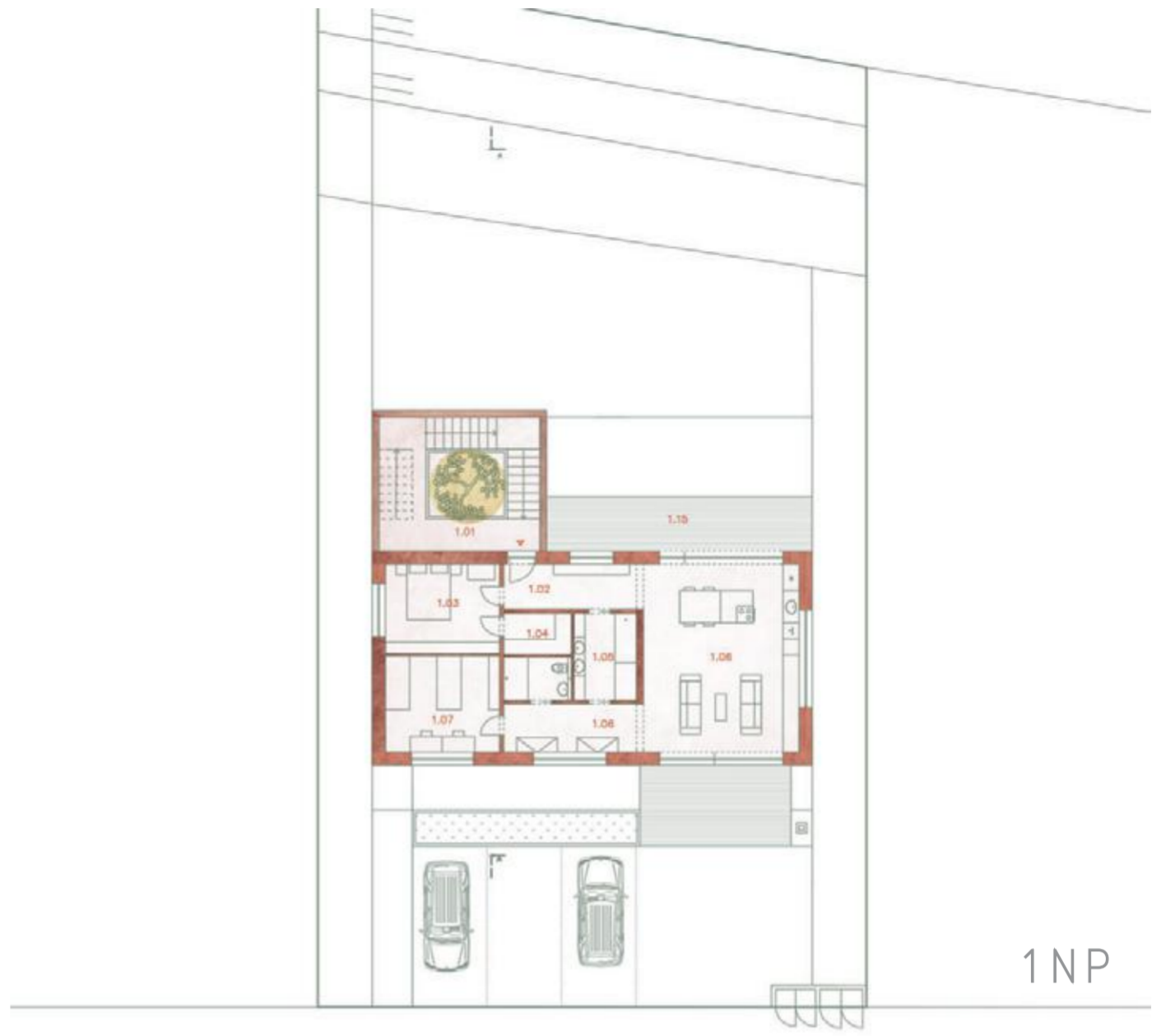
GENERAL INFORMATION



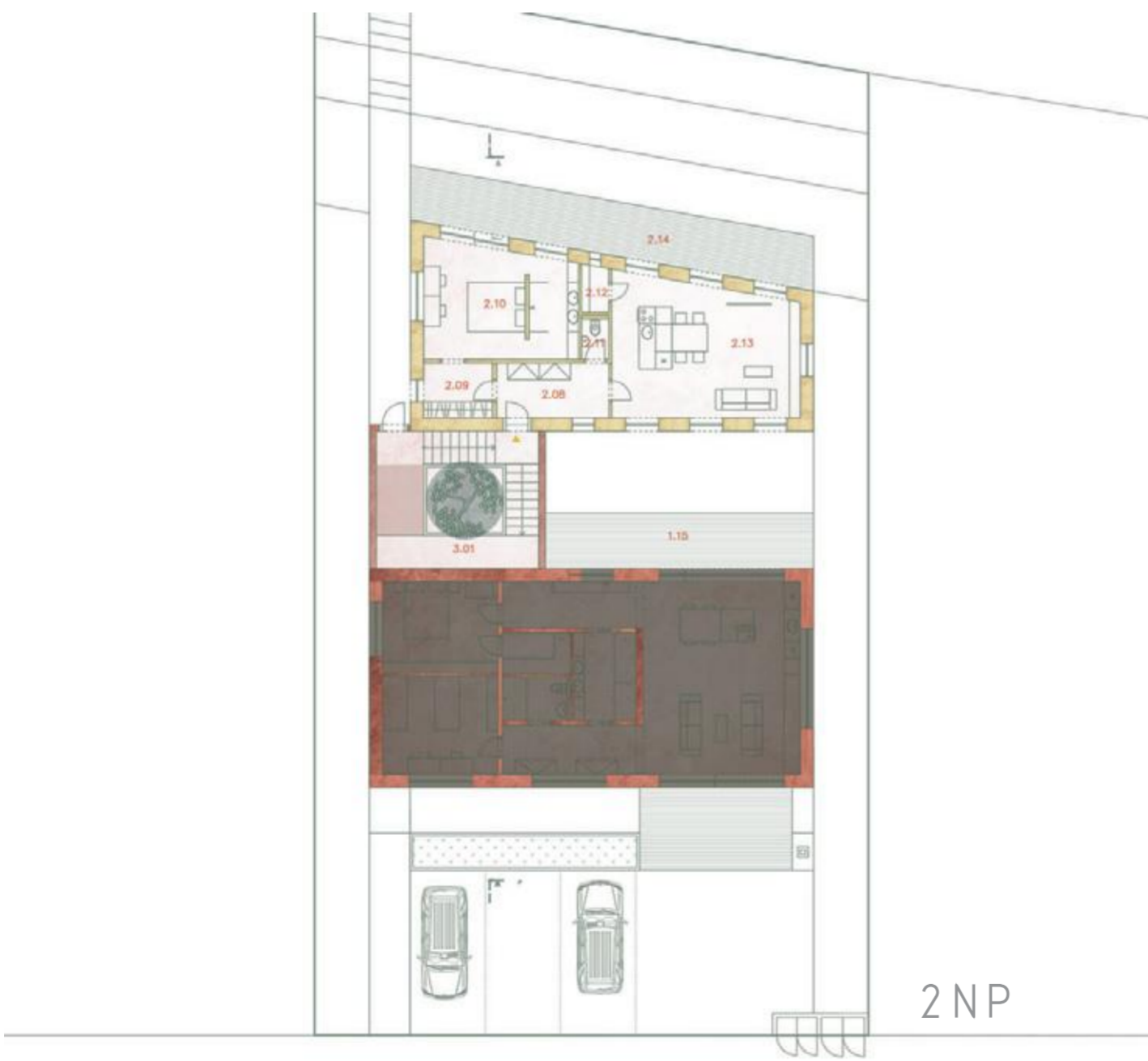




1PP



1NP



2NP



PLANS



COMPLETION OF CITY BLOCK
(STREET KŘÍŽOVÁ, (STUDENTS FLAT, DORMITORY))



POHLED NA ŠTUDENTSKÉ BYTY Z ULICE KRŽÍŽOVÁ 1:200



REZOPHOD Z DVORA, ŠTUDENTSKÉ BYTY 1:200



2 NP M 1:350



1 NP M 1:350



POHLED Z LOKALITY KRAS, VYSOKOŠKOLSKÉ INTERNÁTY 1:200



REZOPHOD Z DVORA, VYSOKOŠKOLSKÉ INTERNÁTY 1:200

COMPLETION OF CITY BLOCK, KRŽÍŽOVÁ

THE MAIN PROJECT CONSIST OF TWO BUILDINGS. THESE OBJECTS FILLS EMPTY SPACE ON STREET KRÍŽIVÁ AND REACT ON FUTURE TRAFFIC, DOMINANT IS ONE-WAY COMMUNICATION GOING THROUGH THE AREA.

IMPORTANT FENOMENON OF THIS PROJECT IS HISTORIC CONTENT. THE HISTORIC STREET LINE IS REFLACTED IN NEW URBAN DRAFT. I CONSIDERED THIS APPROACH AS VERY IMPORTANT BECAUSE OF CONSERVATION OF TOWN HOUSE NEIGHBOURING WITH INTENDED STUDENT FLAT BUILDING. THIS CITY HOUSE IS LISTED. I AM TRYING TO RETURN STREET ITS ORIGINAL CHARACTER IN NEW FORM.

OPPOSITE TO THE STUDENT FLAT I AM CREATING EQUIVALENT DORMITORY BUILDING. BETWEEN TO MASSES ARE SITUATED PLATFORMS CONNECTED BY TWO SMALL BRIDGES. BRIDGES ARE ABOVE ONE-WAY PUBLIC COMMUNICATION, ALLOW TO SLIGHTY TRANSPORT STUDENTS FROM ONE SIDE TO ANOTHER. NEW GREEN PLATFORM ENVIRONEMENT SERVES STUDENTS FOR DIFFERENT PURPOSES SUCH AS: MEETINGS, REST, PLAYING SPORTS..



IN PLATFORMS THERE ARE GYM AND RESTAURANT FACILITIES. UNDER THE PLATFORMS THERE IS UNDERGROUND PARKING FOR STUDENTS AND ALSO FOR COSTUMERS OF COWORKING CENTRE.

UNIVERSITY DORMITORY IS CHARACTERISTIC BY FACADE CONSIST OF MANY DIFFERENT WINDOWS AND ALTERNATING MASS. WINDOWS REPRESENT VARIOUS PERSONALITIES OF STUDENTS. THE FORM OF BUILDING IS PRESENT ALSO INSIDE. CORRIDOR IS DEFINED BY ZIGZAG LINE WHICH PROVIDES SPACES FOR STUDENTS. ON EACH FLOOR THERE ARE SEPARATE SPACES FOR STUDENTS (TO MEET EACH OTHER, RELAX, FOR FREETIME). ON THE HIGHEST FLOOR THERE ARE GARDENS:

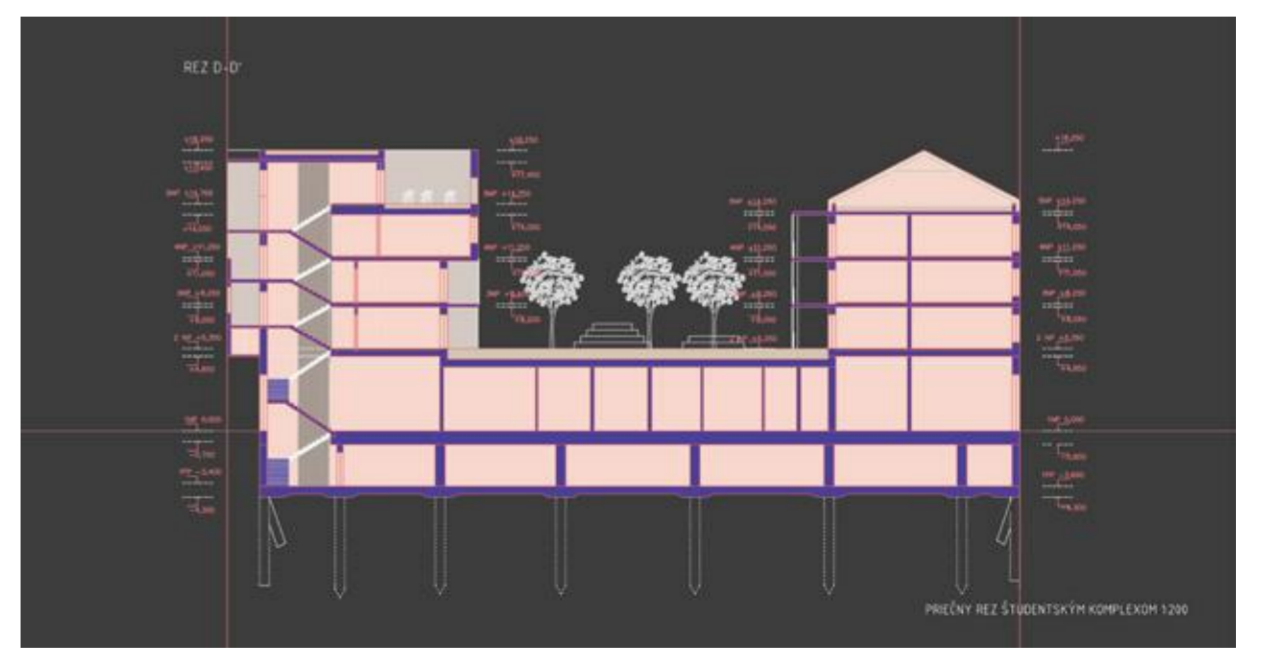



STUDENT FLATS ARE DISTINGUISHED BY QUALITY. THESE APARTMENTS ARE FOR LESS SOCIABLE PERSONALITIES BUT ALSO DISPOSE OF COMMON SPACE = TYPICAL BRNO BUILT-ON GALLERIES RELATED TO HISTORIC TOWN HOUSE BY FORM. IN THE MIDDLE OF BUILDING THERE IS ATRIUM ALLOWS TO COMMUNICATE DIFFERENT STDENTS ONE TO EACH OTHER BY VISUAL CONTACT (KITCHENS).

IMPORTANT PART OF STUDENT COMPLEX IS COWORKING CONCEPT WHICH WAS SOLVED ONLY IN IDEALOGICAL WAY, IN MY WORK. IT IS PLANNED AS INTEGRAL PART CONNECTED WITH TOWN HOUSE AND ALSO WITH STUDENT COMPLEX. STUDENTS WILL BE PART AND DIRECTING UNITS OF INSITUTION AND THEY WILL PROFIT FROM MEETING OF MANY INTERESTING PERSONS FROM VARIOUS PROFFESIONS ...AND SPECIALISTS WILL PROFIT FROM YOUNG AND FRESH MINDS OF STUDENTS..COMPLEX WILL BE FINANCED ALSO THANKS TO RESTAURANT, CO-WORKING CENTRE, GYM DISPONIBLE FOR STUDENTS AND PARTLY FOR PUBLIC.

COMPLETION OF CITY BLOCK, KRÍŽOVÁ



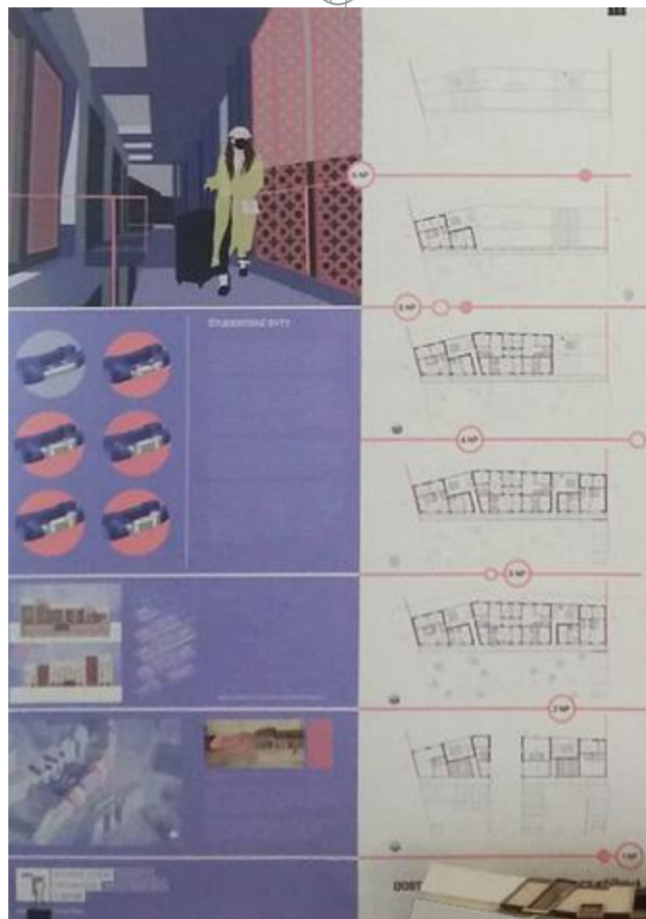



PREDSTAVA MODULOVEJ IZBY



KONCEPT 3 FINÁLNY

COMPLETION OF CITY BLOCK, KŘÍŽOVÁ






VISUAL ORIENTATION SYSTEM
MENDLOVO NÁMĚSTÍ, BRNO, ČESKO



INFO POINT



ODBOČKY DO BUDOV



SMĚRY



DOPRAVA / ZASTÁVKY



MENDLOVO NÁMĚSTÍ IS AN OLD HISTORIC SQUARE IN STARÉ BRNO IN A VERY BAD SHAPE. BECAUSE OF ITS BAD CONDITION WE DECIDED TO MAKE PLAN FOR ITS RENOVATION. THE MAIN PROBLEM WAS THAT IN THE CLOSE FUTURE ITS PLANNED TO BE RENOVATED, SO WE DIDN'T WANT TO CREATE SOMETHING UNNECESSARILY EXPENSIVE. WE NEEDED JUST THINK ABOUT A TEMPORARY SOLUTION.

THE MOST PROBLEMATIC WAS VERY DIFFICULT CHAOTIC TRANSPORT SYSTEM. WE PREPARED SHORT SURVEY TO FIND OUT WHAT MAJORITY OF PEOPLE THINK ABOUT THIS ENVIRONMENT.

MANY PEOPLE TOLD US THAT ITS SO DEMANDING ON ORIENTATION, INDISPOSED PEOPLE HAVE PROBLEMS WITH ABSENCE OF GUIDES, WARNING OR SIGNAL LINES.. IT IS UNAESTHETIC.

OUR SOLUTION INCLUDES THREE MAIN QUALITIES: VISUAL, ORIENTING, APPLICABLE.

WE CREATED SYSTEM CONSIST OF ADHESIVE TAPES WHICH ARE TEMPORARY AND RELATIVELY CHEAP IN COMPARISON WITH MORE RADICAL SOLUTIONS. WE DECIDED FOR THREE MAIN COLORS: BLUE, RED, YELLOW AND WE GAVE THEM MEANINGS.

RED- TRANSPORT, YELLOW - ENTER, BLUE - DIRECTIONS.

THIS SYSTEM IS ABLE TO HELP PEOPLE WITH EYESIGHT PROBLEMS, ALSO HELP WITH ORIENTATION FOR MAJORITY OF PEOPLE AND DOES TRANSPORT HUB MORE EASY TO UNDERSTAND.

VERY IMPORTANT WAS TO MAKE SUITABLE TRACK FOR BLIND PEOPLE.

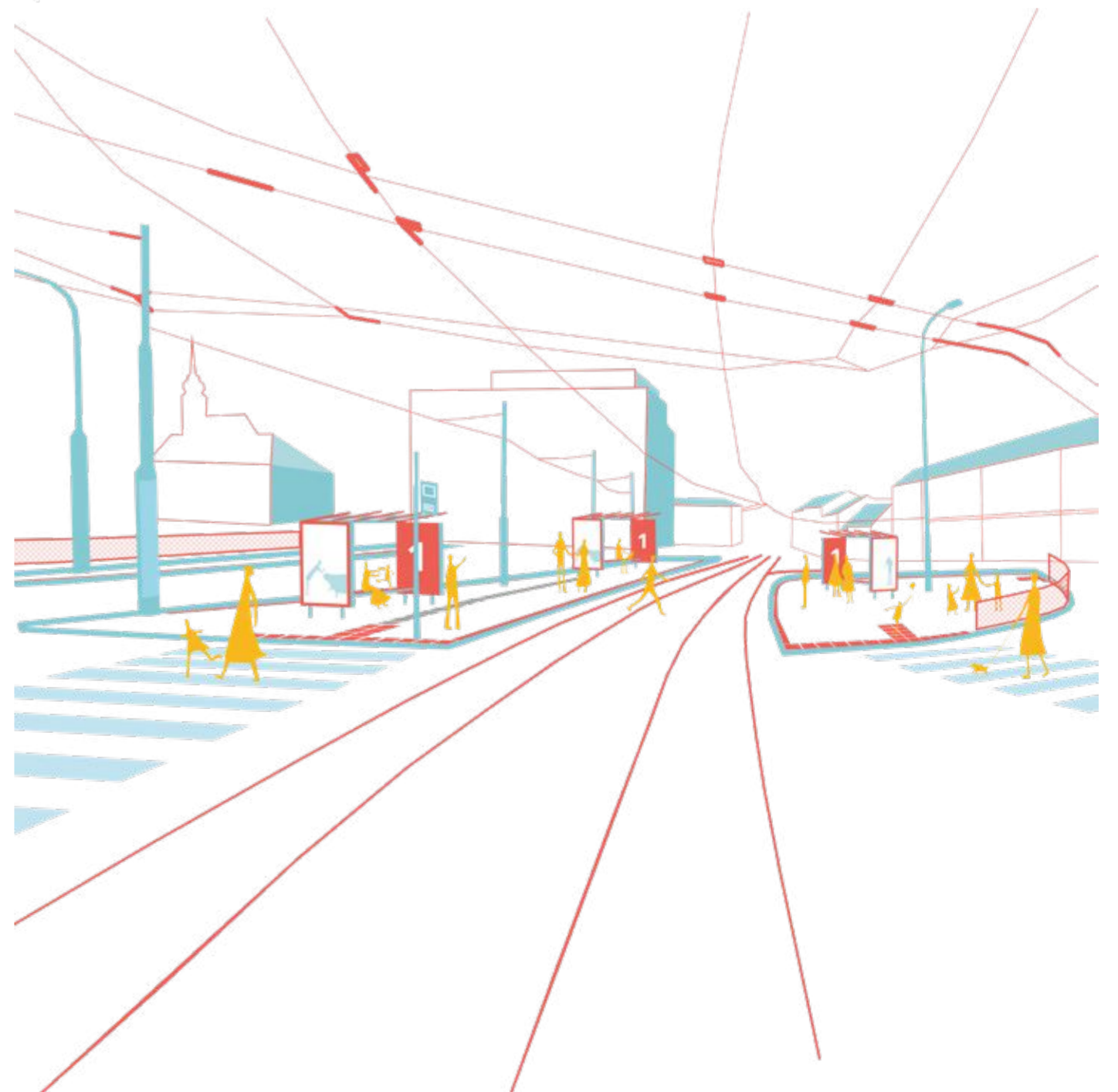
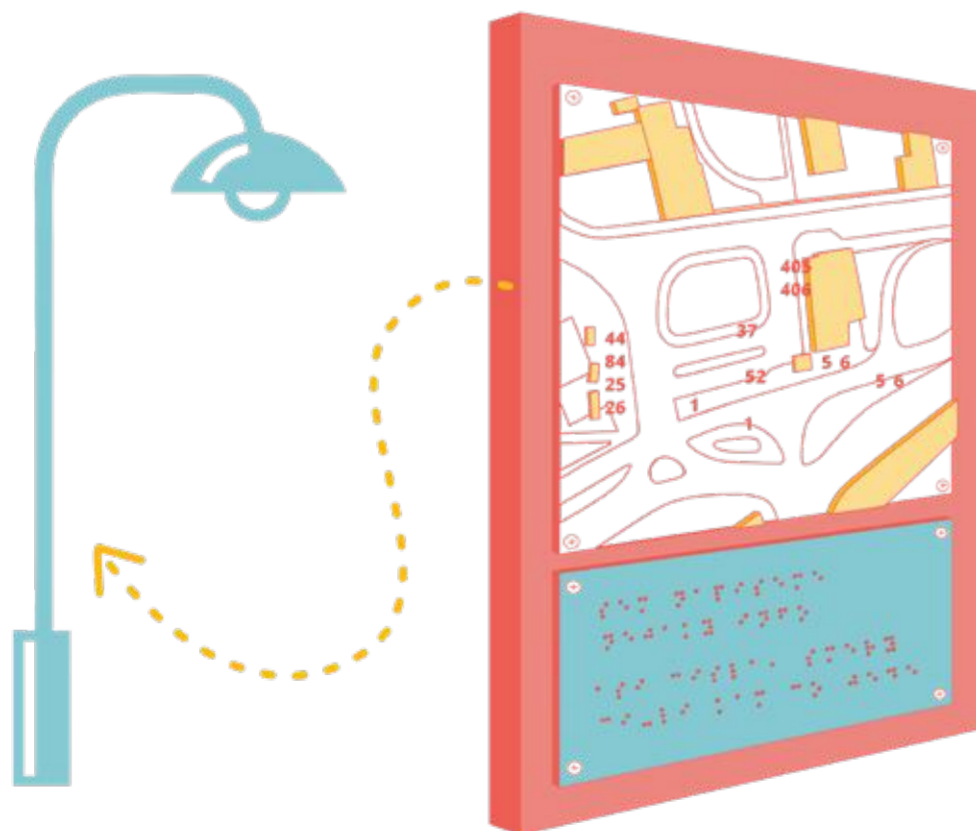
WE EQUIPPED BUS AND TRAM STATIONS WITH BIGGER NUMBERS AND SELECTED MORE SUITABLE SPACES FOR IT. WE SIGNED SOME COLUMNS WITH COLORS AND STICKERS WITH SYMBOLS FOR BETTER ORIENTATION. WE ALSO CHOOSED FOUR SPACES FOR BOX POINTS WITH SPECIAL HAPTIC BOXES FOR BLIND PEOPLE.


PART OF OUR PLAN ARE ALSO NEW COLORED GUIDING, WARNING AND SIGNAL LINES. GUIDING LINES FOR BLIND PEOPLE ARE INTENDED AS ANTHRACITE TO KEEP URBAN SPACE MORE AUTHENTIC.

BREND NEW ELEMENT ON MENDLOVO NÁMĚSTÍ IS QR FENCE ALLOWS TO WAITING PEOPLE SPEND THEIR TIME BY GAINING SOME INFORMATION ABOUT CULTURE OR CITY EVENTS, NOT JUST WASTE THEIR TIME BY READING COMMERCE ADS.



BOX POINT





MALÝ MEHRIN
Juif Museum in Moravie
(Czech)

COOPERATION WITH ATELIER KAMKAB!NET
(COMPLETE MISSION - CONCEPTION, DESIGN, PLANS)

THE MEHRIN PROJECT AIMS TO COMMEMORATE THE IMPORTANT HISTORY OF JEWISH SETTLEMENTS IN MORAVIA AND OF SPECIFIC JEWISH FAMILIES, INCLUDING THOSE WHO DECIDED TO LEAVE JUDAISM AND/OR ADOPT OTHER RELIGIONS.

THE MORAVIAN JEWISH MUSEUM WILL INCLUDE A DOCUMENTATION CENTER ON THE HOLOCAUST IN MORAVIA. THE NEW BUILDING, TO BE DESIGNED ACCORDING TO THE BY RENOWNED ARCHITECT KENGO KUMA AND HIS TEAM, WILL ALSO BECOME A LIVELY A LIVELY PUBLIC SPACE IN THE CITY CENTER, WITH A WELL-EQUIPPED A WELL-EQUIPPED LIBRARY, A MULTI-PURPOSE HALL FOR CONFERENCES FOR CONFERENCES, SCREENINGS AND EXHIBITIONS, AND AN EDUCATIONAL CENTER FOR CHILDREN AND YOUNG PEOPLE.

LITTLE MEHRIN

BUT BEFORE THIS PROJECT COULD BE REALIZED, WE INTERVENED AND SUGGESTED PROPOSED TO ADAPT A NON-RESIDENTIAL SPACE ON VÍDEŇSKÁ STREET IN BRNO, WHICH WAS RENTED BY THE MEHRIN FOUNDATION, WHICH WILL TEMPORARILY HOUSE WHAT MEHRIN, WHERE EXHIBITIONS, MEETINGS, AND DISCUSSIONS WITH PEOPLE WHO ARE ASSOCIATED WITH THE TOPIC OF JEWRY IN MORAVIA. IT WILL THUS BECOME A TRAMPOLINE FOR THE GREAT MEHRIN.

IN ORDER TO ADAPT THE SPACE TO THE CHARACTER OF THE EVENTS, IT WAS NECESSARY TO COHERENT IN A SIMPLE WAY - TO GIVE IT A UNIFYING, CLEARLY LEGIBLE CHARACTER AND CLEARLY LEGIBLE CHARACTER THAT MATCHES ITS PURPOSE.

THANKS TO OUR WORK, THE THREE MAIN ROOMS WERE VISUALLY CONNECTED. CREATING AT LEAST ONE MAIN SPACE PARTIALLY CONSACRÉE FOR EVENTS. EVENTS. THIS RESULT WAS ACHIEVED BY UNIFYING AND BREAKING THE CIRCULAR OPENING BETWEEN THE FIRST AND SECOND ROOMS AND THE SECOND ROOM (IN REACTION TO THE EXISTING SEMI-CIRCULAR OPENING IN THE NEXT ROOM).

OUR NEXT OBJECTIVE WAS TO ELIMINATE EXISTING DISTRACTIONS, DESIGN A RECEPTION DESK AND SEPARATE (CREATE) A SMALL AREA. TO ACHIEVE THIS, WE USED ATYPICAL JOINERY IN STAINED BIRCH PLYWOOD. DARK ROOMS ARE THE DOMINANT OF THE HOME OFFICE, WITH A SMALL DISPLAY WINDOW, A STORAGE AREA IT IS LINKED TO THE OTHER ROOMS BY A CONTINUOUS HEATING BLANKET, WHICH WHICH ALSO SERVES AS A BENCH FOR FATGUED VISITORS. CALIR-STAINED PLYWOOD ELEMENTS PLYWOOD ELEMENTS ARE USED AS COUNTERPOINT: INTERCHAGEABLE SHELVES BEHIND THE RECEPTION DESK, THE PERIMETER OF THE NEWLY-CREATED CIRCULAR OPENING CIRCULAR OPENING AND FILLER BETWEEN THE NEW KITCHEN AND SHOWROOM SHOWROOM, THE UPPER PART FORMING THE SHOWCASE AND THE LOWER PART BEING USED AS A BACKSTAGE AREA.



Moravian jewish museum


To visually mask the hustle and bustle of the street, the windows are fitted with new translucent blinds in the same color as the rendering on the face and lining.

The entrance area features the aforementioned interchangeable shelves, The individual shelves form stylized Hebrew letters, and the letters in turn form words. On three lines, the words

DAY - MAN - ETERNITY

which refer to the institution's main themes of interest.

The simple decoration of the radiator covers and display case is also based on the Star of David, which has been completely unfolded on its different sides. We wanted to apply the same principle to the creation and stands in the space of each room, which would be used for exhibitions.



M
E
H
R
I
N



Musée juif de Moravie



Projet, reconstruction, La Turbie (avant viso)



Projet, reconstruction, La Turbie (avant viso)



APPARTEMENT, NICE (BEFORE VISUALISATION)




APPARTEMENT, NICE (BEFORE VISUALISATION)



APPARTEMENT, NICE (BEFORE VISUALISATION)









MY REALISTIC PEINTURES
(OIL AND ACRYLIC)






MY ABSTRACT PAINTINGS - SKEPTICISM OF TECHNOLOGY
(ACRYLIC, CANVAS)



MY DRAWINGS - EVOLUTION

FORTH BRIDGE MODEL (PAPER)



HARMONY Y (WOOD)



HARMONY X (WOOD)



ARTIFACT (CLAY)


MY PHOTOS




INNSBRUCK, DORNBIRN, KRONBACH











LA FIN