


the electronic music magazine

Synapse



Robert MOOG

**George Duke
Herbie Hancock
Vocal Synthesis**

the electronic music magazine Synapse

VOLUME 2 NUMBER 1

MAY/JUNE 1977 \$1.25



George Duke

*Not just another
piano player*

Doug Lynner

17

Star Instruments

An adventure in percussion synthesis

Phil Terr

21



Herbie Hancock

*"New instruments,
new music."*


Bryce Robbley
and Doug Lynner

23

Robert Moog

*An interview with
the most influential
man in contemporary
electronic music*

Carter Thomas 27



Learning Voltage Control

Politics, problems and substance

Alex Cima

31

A Closer Look at Digital Dronezilla

Build a digital performance instrument

Phil Loarie

32

Analog Programming

Alternatives to the One Note Organ

Eric Valinsky

34

Vocal Synthesis

Keyboards, guitars, horns, woodwinds, percussion

... why not voice?

Peter Hillen

37

Number One	2	Giveaway	16
Letters	2	Synthesis	41
What's Happening	6	Equipment	42
Discola	8	Computers	44
Books	11	Listings	46
Performance	14	Classifieds	46

Editor
Douglas Lynner

Art Director
Chris August

Photography
Bill Matthias

Correspondents

Northern California: Phil Loarie

Connecticut: Chuck Scribner

Maryland: Paul Medlock

New York: Carter Thomas

San Diego: Steve Roach

Contributing Writers

Alex Cima

Tom Davey

Richard Einhorn

Peter Hillen

Phil Loarie

Bryce Robbley

Danny Sofer

Phil Terr

Carter Thomas

Eric Valinsky

Richard Waldholm

Contributing Artists:

Sue Denim

Bill Matthias

Kent Mount

Jean-Francois Podevin

George Sanders

Cover Illustration by

Jean-Francois Podevin

Contributing Photographers:

Tony Concatelli

Eve Kessler

Circulation

Angela Schill

SYNAPSE MAGAZINE is published bi-monthly by Synapse Publishing Co., 2829 Hyans Street, Los Angeles, California 90026. (213) 383-7933. No part of this magazine may be reproduced, either mechanically or by other means, without the written permission of the publisher. Copyright 1977 by Synapse Publishing Co. Printed in the United States of America.

MANUSCRIPTS: We cannot be responsible for the return of any unsolicited manuscripts, photographs, artwork or scores. All contributions are welcome and should be addressed to: SYNAPSE MAGAZINE, 2829 Hyans Street, Los Angeles, California 90026.

RETAIL SALES: Synapse is available at bulk rates for retail sales. Interested dealers should contact Synapse (213) 383-7933.

SUBSCRIPTIONS: U.S. and Canada \$6.00 for six issues, foreign subscriptions \$7.50 for six issues. All subscriptions must be in U.S. funds. Single copy newsstand price is \$1.25.

CHANGE OF ADDRESS: Notify SYNAPSE MAGAZINE/SUBSCRIPTION DEPARTMENT, 2829 Hyans Street, Los Angeles, California 90026. Please send both the old and new addresses, and if possible, the mailing label from a copy of SYNAPSE.

Vol. 2 No. 1

It isn't every day that a magazine begins its second volume. In light of this auspicious occasion, Synapse decided to publish a special issue. Nor is the "occasion" the only reason. There is a lot of activity in the electronic music world and to let the reader know about it is the purpose of this magazine.

For instance, did you know that Robert Moog's design influence is felt not only in synthesizer manufacturing but in guitar and amplifier manufacturing as well, and that Herbie Hancock was influenced by synthesizers more in the past than the present, and that George Duke expects more integration between acoustic and electronic, or that a new manufacturer is putting its energies behind percussion synthesis? If not, read the four interviews in this issue and if so, read them anyway. They all have more to say.

LETTERS

Good paper, too

I'm amazed that someone is publishing a magazine that treats VC Instruments intelligently, and on good paper too! I play guitar and have a guitar synthesizer interface (360 Systems). I use this with a four panel Serge system. I would like to see more equipment reviews and circuits. Keep up the good work.

Christopher B. Muir
Brookdale, California

Recording

I thought your magazine was superb. I do home multi-track recording and have a fantastic studio synthesizer—Electro-Comp 101. It was interesting to see the article on recording with two cassette decks. I don't have

the best deck, but my 7140 Dokorder allows quite a bit of room for creative recording, Outrageous magazine, really.

Alonzo Powers
Richland, Washington

Self Defense

I have recently learned of your magazine (Jan/Feb 77) and subscribed the day I saw my first issue. In this issue, you ran a magnificent article on Patrick Gleeson and his rendition of Holst's "The Planets". In this article he is constantly putting down Tomita's version of the same piece. I feel that Tomita's rendition is both technically as well as musically superior to that of Gleeson's. Why don't you do an article on Tomita and

give him a chance to defend his piece?

Thanks so much for the help, and keep up the good work!!

Sincerely,

Steven C. Bilow
Encino, California

Keep your eyes on our fall issues. Satisfaction will be found there.—Ed.

Odyssey Modification

I just got my first issue and I am very impressed. I want more! Could you put me in contact with Arp Odyssey owners who have expanded with kits, modules, and synthesizers of other makes such as, CFR Associates, E-mu, Aries, Oberheim, Roland 102 etc. I would like to expand my

The SLAVEDRIVER[®] is here and it's time for keyboard players to move over!

Hook a slavedriver between your own guitar and your favorite synthesizer! You'll get all the sounds that you'd get with the keyboard, and more that can only happen for guitar players. That's because only the



SLAVEDRIVER gives you *total* control over the synthesizer's functions. For example, it'll follow you at any parallel interval over a nine-octave range, copy your dynamics, trigger filter sweeps every time you pick a note, and it even lets you process your guitar sound through the synthesizer. Step on the foot control and you'll hold a note "forever," or transpose it to any parallel harmony. With a SLAVEDRIVER, you'll back up your best guitar sounds with a couple of extra parts from your synthesizer. It's like having a couple of extra guys

behind you! And you can use *your own* guitar, plus it lets you slide, bend notes, and it copies right-hand punctuation too. So when you try out guitar synthesizers, make sure you're playing the one everybody else is into. Write us for the whole story, and have your dealer get you the SLAVEDRIVER to try out.

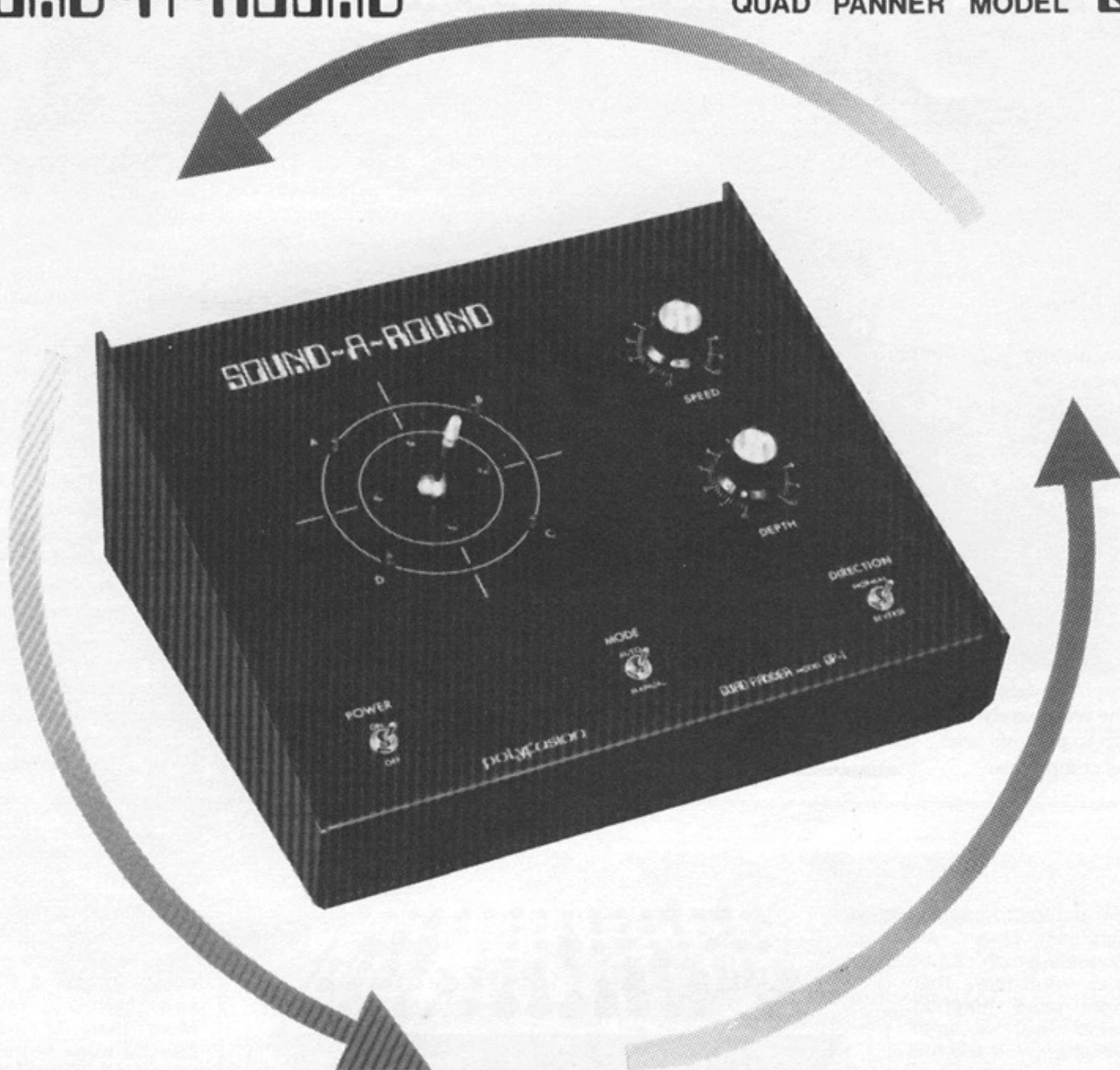
P.O. Box 1804
Santa Monica
California 90406
(213) 384-8447

360
SYSTEMS

Distributed in Australia by: The Music Distillery, 503 Pittwater Road, Brookvale, N.S.W. 2100, (02) 938-2372

SOUND~A~ROUND

QUAD PANNER MODEL **QP~1**



The SOUND-A-ROUND can turn your quad system into a dynamic, moving sound environment.

From a sublimely slow shift of sound from channel to channel to a neck wrenching spin, you can precisely control the speed of revolution with either the panel control or optional foot pedal.

From barely perceptible changes in loudness to a blatant jumping effect from channel to channel, the depth can be controlled with either the panel control or optional foot pedal.

The direction of revolution can be instantly reversed with a switch.

Four LEDs let you know what the SOUND-A-ROUND is doing for you—indicating speed, direction, and channel levels.

A joystick control allows you to precisely maneuver the sound by hand if you prefer.

The SOUND-A-ROUND is available in the standard one input to four output configuration and also in two and four input versions.

All this unique and stunning capability for only \$299.95. Ask your dealer for more information or write to:

polyfusion

160 Sugg Road, Buffalo, New York 14225 (716) 631-3790

LETTERS

Odyssey, but I don't want to make costly mistakes. Long live Electronic Music.

Forrest E. Jehn
110 Lazy Acre Road
Wausau, Wisc. 54401

We have included your address so that Odyssey owners can reach you.—Ed.

Silurian Slime Beings Invade Earth

Alas, as you too plainly perceive, this is not the promised Poly-Box review. An invasion of the dreaded Silurian Slime Beings prompted the Guardians of the Galaxy to beg my assistance in keeping a hapless Earth from being totally overrun. Naturally, the effort was successful and the Silurians were sent packing back to Andromeda, but not before my nightlong exertions in defense of mankind left me with barely enough strength to pen this brief note, much less complete a

review that is promising to be one of the most incisive ever to grace the pages of SYNAPSE. So, for me it is off to a photon re-energizing cubicle for the strength to make it to the weekend, and, for you, I swear by the Seven Sons of Moldar

SYNAPSE back issues are available!

Quantities limited. Volume 1 Number 4 **Malcolm Cecil & TONTO** \$2.00. Volume 1 Number 5 **Pat Gleeson, Gary Wright** \$1.75. Volume 1 Number 6 **Synthesizers on the Eco-Front, Roger Powell and Todd Rundgren** \$1.50. Enclose 50 cents per copy for first class postage and handling. Send orders to Synapse—Back Issues, 2829 Hyans St., L.A., Calif. 90026, or use the enclosed postage paid subscription envelope.

that the review shall be in your hands no later than Friday morn-

Tom Davey

Hmmm.—Ed.

Keith Emerson

I just subscribed to your magazine through the Electronic Music Dept. of the college where I am currently a graduate student, and your magazine is fantastic. I'm a keyboard player with a band specializing in original material along the lines of classical-rock. A particular hero of mine is Keith Emerson, and I was wondering if, in any of your previous issues, you had covered his equipment or him? Any information that you could provide on Mr. Emerson and the band would be greatly appreciated.

Sincerely,

E. Moran
Petersburg, Virginia

There is a little of the information you seek in this issue's Robert Moog interview. We have more planned in the future but no details, yet.—Ed.

The Word

Yes Angela, there is a word (at the end of Laserium II).

Sincerely,

Ivan Dryer
Laser Images

P.S. Thanks for the kind words.

Lesser known systems

After receiving my first issue of Synapse, I was surprised to see such an abundance of lesser-known systems. Is this an indication of differences in quality or something else? I have considered buying E-mu and EML synthesizers, but instead purchased a 2600 and an Oberheim 4-voice. Is there something I don't know about this situation? Also where to get info on Serge Systems?

Charles Haglan
New Orleans, Louisiana

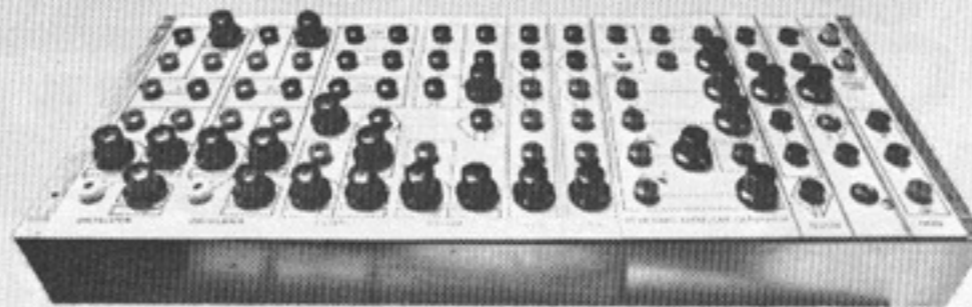
The lesser known systems (they all were at one time) have always been there and there are more all the time. There has just never been a magazine to let people know about them. Check the Listings for manufacturers' addresses.—Ed.

What are patch-programmable modules? These are Serge Modules which can be patched to fulfill more than one single fixed function. This makes even a small Serge System many-fold times more powerful than an equivalent sized traditional synthesizer, because the Serge can be patch-programmed to function in a far wider range of ways, according to need.

Check out the following Serge System:

1 New Timbral Oscillator, 1 Standard VC Oscillator, 1 VC Filter (BP, HP & LP), 1 Dual Positive Slew, 1 Dual Negative Slew, 1 Dual Audio Mixer, 1 Triple Waveshaper, 1 Smooth & Stepped VC Generator, 1 VCA, 1 Ring Modulator, 1 4 Stage Programmer (presets), 1 Mic. Preamp, 1 Reverb.

Inexpensive? With a power supply, patchcords, Panels



and two metal cases, the cost of this system is \$1111.50 in kit form, \$1500.00 fully assembled, f.o.b. LA, Calif.

By patch-programming this system, a whole set of additional functions becomes possible, including:

8 VC Oscillators, five of which can have VC waveshaping. 3 VC Portamento (lag) modules, not including the one built into the NTO. 1 VC rate controlled Sample and Hold. 1 VC Staircase Generator. 1 VC pseudo random timing and envelope generator. 2 Envelope Generators with independent VC rise and fall times. 2 Trapezoidal low frequency VC gen-

erators. 1 Triangle wave low frequency VC generator. 2 Envelope detectors (followers) with VC decay rates. 2 VC Pulse delays and pulse monostables. 2 VC sub-harmonic sawtooth generators (audio range). 2 VC sub-harmonic timing pulse low frequency generators. 3 Non-linear audio "filters" (can be used as VCAs). 1 Control Voltage Multipliers. 3 Non-linear distortion generators with frequency doubling, quadrupling, etc. 1 Pitched percussive or resonant sound generators. Etc. . . .

Features of the Serge:

Professional Quality, Fully modular, Innovative modules not available elsewhere, Kits


or assembled systems, Fiberglass boards and A-B audio pots, Kits feature pre-assembled and tested PC boards, Less than 1% failure rate, More than 37 modules to choose from, More VC functions than is available anywhere else, Accurate VC of all timing related functions, Dual and even triple modules, Patch Programmable modules, A company committed to evolving new modules, Willingness to make custom modifications, a system that is personally affordable.

Catalogs available at \$1.00. The Serge System Instruction Manual available at \$2.00 each. California residents add sales tax. Refundable with the first order. Delivery time is from 4-7 weeks.

Serge Modular Music Systems Department Z
1107 1/2 N. Western Avenue
Hollywood, California 90029

serge modular music systems

64 SYNTHESIZERS FOR \$1195



Traditionally, the use of synthesizers has been plagued by one fundamental limitation — the inability to quickly and accurately set up a desired sound. Preset synthesizers reduce this problem, but they also sharply decrease your control over the sound.

The Model 700 Programmer successfully eliminates these problems by enabling you to set up sounds with your synthesizer and record them into memory. Then, at the simple touch of a button, you can recall any of 64 different sounds that you have recorded. No longer are tedious and time consuming manipulations of controls necessary.

Significantly, the characteristic sound of your synthesizer is not lost in the process (a Mini-Moog still sounds like a Mini-Moog), nor is the ability to selectively pitch bend, modulate, or glide while playing. The sound can also be changed remotely by the footswitch included, or by a number of other controllers, including sequencers.

Suggested list price \$1195

Sequencers are just now starting to be recognized as valuable accessories to synthesizers. Most sequencers, however, restrict the user to sequences of limited length, and only one or two different sequences are available. Timing is also very difficult and time consuming to program accurately.

The field-proven Model 800 Digital Sequencer provides you with the capability of programming sequences of notes directly from your synthesizer keyboard rather than from a row of pots. It reproduces both the pitch and the timing exactly as played. This makes it extremely easy to set up a sequence, even in live performance.

Different sequences of both long and short length can be recorded and played back either individually or together with other sequences. Over 250 notes total can be remembered. The footswitch included enables remote control of recording and playback.

Extra memory is available in the Model 810 Dual Voltage Memory.

Suggested list prices Model 800 \$875
Model 810 \$495

SEQUENTIAL CIRCUITS CO.

1016 Morse #13 Sunnyvale, Calif. 94086 (408) 744-1824

see us at the NAMM show in Atlanta

What's Happening

. . . Allen Strange, Donald Buchla, David Morse, Stephen Ruppenthal and Patricia Strange (The Electronic Weasel Ensemble) will be offering a week long electronic music course beginning June 19. The course will take place at Jumpoff Joe Ranch, 3886 Winona Rd., Grants Pass, Oregon, 97526. Topics to be covered in the \$275 course (includes a cedar log cabin and food) are electronic instruments, idiomatic composition, live performance, sound poetry and techniques of teaching electronic music. Academic credit is available for the course from the University of Oregon. Write Jumpoff Joe Ranch for more information. . . .

. . . For those struggling to overcome the shortcomings of a

home recording studio Westlake Audio, 6311 Wilshire Blvd., L.A., Cal., 90048, is offering the Headphone Mult Box Model 1200, at \$189. The box allows four outputs from a single input and is available with phone and XLR connectors. . . .



Model 1200 Headphone Mult Box

. . . Rick Wakeman's return to

Yes need not alarm fan's of his solo efforts. A&M Records reports that Wakeman will stay in Switzerland after completing sessions with Yes to record his next solo album. . . .

. . . ARP Instruments has announced the unveiling of two guitar synthesizers at the Atlanta NAMM convention in June. On display will be the production prototypes. There is no date yet for their commercial release, but Synapse will let you know more about them as soon as we can. . . .

. . . Electrax is currently marketing plans for a guitar/synthesizer interface. The plans include octave division and multiplication as well as normal treatment devices. The plans, parts list and

construction ideas are available for \$6. . . .

. . . Sequential Circuits Co. will premier their Model 700 Programmer at the Los Angeles AES convention. The programmer is designed to pre-program small performance synthesizers, resulting in increased variety during a live performance. . . .

. . . Herbie Hancock's new album, entitled V.S.O.P., is scheduled for a late spring release. . . .

. . . Utah's claim to electronic fame, Steiner-Parker, has released two new synthesizers. The Minicon (designed to compete with the ARP Axxe and the

turn to page 48

FULLY MODULAR STUDIO SYNTHESIZERS

Available as complete systems, in custom configurations, or as individual modules.

Available in kit form with complete documentation and instructions, or as factory assembled and tested units.

Compatible with most other synthesizers available today.

Write or call today for a copy of our free catalog.

ARIES MUSIC inc.
po box 3065
salem, ma. 01970

(617)-744-2400



Ra
Utopia
Bearsville BR 6965

Todd Rundgren must have been naughty in one of his previous album lives, for his current reincarnation is a lowly one. Since 1974 Rundgren has released four discs, two solo and two with Utopia, his house band. Although unequal to his earlier triumvirate of masterpieces "Something/Anything?" "A Wizard, A True Star," and "Todd," the later solo albums ("Initiation" and "Faithful") were the better half of Rundgren's output; "Ra" does not reverse the trend.



Despised by the critics, the two earlier Utopia discs featured dense, complex epics on mystic themes ("The Ikon," "The Seven Rays") that were fascinating for their progressive bravura if not precisely enjoyable. What passes for a mystic epic on "Ra" is "Singring and the Glass Guitar," an "electrified fairy tale" that is even sillier than it sounds. Other juvenile regressions are "Magic Dragon Theatre" and the astonishing "Hiroshima," a song that kicks a horse dead for thirty years with a tastelessness that masquerades as courageous social comment:

God, God is on our side, he
 placed the power in our
 hands,
 To teach the yellow peril, this
 is Christian mercy . . .
 We'll show those Axis powers
 how to make an oven.
 Fry them!

© 1976 Earmark Music

The album is redeemed by two good tunes and the outstanding performances throughout. "Jealousy" (although partly plagiarized from "Black and White" on "Faithful") harks back in an engaging way to the punk days of "Something/Anything?". The cut that flashes the



most solar power is one that Rundgren composed himself, "Communion With The Sun." It is both energetic and majestic, with elaborate vocals occasionally Queen-like.

Perhaps because not a single member of the original Utopia is now in the group, "Ra" is the least Rundgren dominated of all the Utopia albums. Rundgren has taken pains lately to emphasize that he considers himself just a member of the band. Indeed, a creative weight almost equal to Rundgren is synthesist Roger Powell, former artist-in-residence at Moog and free lance synthesizer soloist. I would place Powell among the top three performing synthesists, along with Jan Hammer and Mike Cotten of The Tubes. On "Ra" Powell excels with the rousing "Overture/Communion With The Sun" and his solos on "Hiroshima" and "Singring."

One reason "Ra" seems relatively eclipsed is that the songs are performed better than they are composed. Utopia seems unsure whether they want to be a progressive band, or do pop-rock, although Rundgren's own early career shows one can excel at both. If this is the target Utopia is aiming for, "Ra" is a miss.

—Tom Davey

Kraftwerk
Trans-Europe Express
Capitol SW-11603

Kraftwerk's mechanical minimalism reaches new heights in their new album. Kraftwerk's mechanical minimalism reaches new heights in "Trans Europe Express." "Trans Europe Express" relies on only a few the-

matic elements. Only a few thematic elements reaches new heights in Kraftwerk's impressionism of Europe Endless travel on "Trans Europe Express."

Riding on TEE (that is, Trans Europe Express) from ". . . Station to Station, at Dusseldorf City, meet Iggy Pop and David Bowie . . ." Mechanical minimal Trans Europe Express, Trans Europe Express, clikity, clack, a mechanical disco soul train. Drum synthesis reaches new heights on T.E.E. Mechanical Mellotron doppler effect as Trans Europe Express passes by. Europe Endless mechanical EMS Vocoder instant cliché (hear Pink Floyd's dogs?) Rhineland Endless Folk tune melody mechanical minimal elements thematically.



Mechanically, "Trans Europe Express" synthesis reaches new heights by Kraftwerk. Painting vibrant mechanical pictures minimalistically. (If this is boring, so is riding on a train). Marvelous flanged mechanical "hi-hat cymbal" impressions. Marvelous minimalistic mechanical drum solo on T.E.E. Trans Europe Express. Trans Europe Express throughout Europe Endlessly riding, riding, riding on the Trans Europe Express. Me-

chanical Mellotron makes much expression on Europe Endless. Europe Endless makes much use of a 16 stage analog sequencer dum, ta da dum, ta da dum, ta da dum, ta da dum, endlessly across Europe.

Mostly "Trans Europe Express" is mechanically minimalistically marvelous.

*©Famous Music Corporation
 —Danny Sofer

Peter Gabriel
Atco SD 36-147


After seven albums with Genesis and the gaining of a reputation as the Laurence Olivier of rock, Peter Gabriel has done an about face on this, his first album since The Split. Fore-sworn are allegorical tapestries of street punks fallen through the looking glass. Banished are the visions of planetary migration and the anguish over the decline of Britain. Instead he returns humbly, the costumes locked in the trunk; as he himself says on "Here Comes The Flood"; "The Actor's gone/there's only you and I." "Peter Gabriel" is a mere collection of pop tunes made unique by Gabriel's literate approach and bizarre takeoff.



This is not to imply that "Peter Gabriel" is better than any Genesis album. It is not, not better even than the most recent "Wind and Wuthering," which is the least good Genesis album. But "Peter Gabriel" is still pretty off the wall. All sorts of crazy people are on this disc. Bob Ezrin produced. He's the one to finger for Kiss's "Destroyer" if you feel like writing a letter to the D.A. For "Peter Gabriel" Ezrin brought along his metal behemoth's Steve Hunter and Dick Wagner. More like Gabriel's old musical milieu is Robert Fripp, late of King Crimson, playing the banjo, while Larry Fast of Synergy is along

turn to page 10

WHAT'S NEW IN THE SYNTHESIZER JUNGLE.



SEE US AT BOOTH 4191

All Keyboard players have made the trek through the great synthesizer jungle. You have seen one oscillator and two oscillator synthesizers. Expensive and in-expensive ones.

Yet in this jungle of synthesizers enters a new beast, THE CAT. Now with the introduction of the new CAT synthesizer, you can have all the high priced features at a fraction of what you would presently spend.

If you're wondering what we could possibly offer you for \$599.00 list, read on: 37 note keyboard, 2 oscillators, (waveforms on oscillator 1 - sawtooth, triangle, modulated pulse, sub-octave square, ALL SIMULTANEOUSLY MIXABLE. Waveforms on oscillator 2 - square, sawtooth, sub-octave square, ALL SIMULTANEOUSLY MIXABLE). An ADSR with repeat plus an AR generator. An automatic sample and hold

whose output can be patched to VCO 1, VCO 2, or the VCF. A -24dB/octave voltage-controlled low pass filter with adjustable Q that can be used as a sine wave oscillator. A VCA that can be modulated by the ADSR, AR or can be bypassed. An LFO with a rate of .2Hz to 20Hz. The CAT can also be easily connected in series with a simple stereo cable. Plus much, much more.

We don't want you to take our word, we want YOU to convince yourself by going to your dealer and playing the CAT, then comparing it, feature for feature, with any synthesizer (that's right, we said ANY synthesizer) under \$1700.00 list in the store.

We feel you'll put your hard earned money on our CAT. So, next time you go to your local dealer tell him you want to see and hear the CAT, the high priced synthesizer with the low price.

the **CAT** 
by **OCTAVE** *Electronics Inc.*
32-73 STEINWAY STREET
LONG ISLAND CITY, N. Y. 11103

Prices Higher on the West Coast and Canada.

to help patch things up. Even the London Symphony Orchestra puts in an appearance; they were on their way to record "Tosca," showed up at the wrong studio, did "Down The Dolce Vita" and never knew the difference.

This diverse mix of, er, talent makes for an entertaining disc. Ezrin's storm troopers make way for Larry Fast, whose contributions are evocative and tasteful, avoiding synthesizer cliches. Gabriel's own fear, that the album would sound like "Sammy Singer and the Sessionmen" occasionally seems justified. No matter. Gabriel can sing up a storm, and he is still fond of altering his voice to suit the character or the mood, although there is nothing here to equal the virtuoso vocals (and virtuoso vocal processing) on the incredible "The Lamb Lies Down on Broadway." As for the tunesmithing, the best songs are the first three: the quietly menacing "Moribund the Burgermeister," "Solsbury Hill," a lyrical and affecting ballad, and the cynical rocker, "Modern Love." My favorite is among those three, but I cannot bear

to choose. Two songs fall flat: "Excuse Me," and "Waiting for the Big One," which has a witty parody of Randy Newman's vocal style but bores at seven minutes. The most grievous oversight on this disc is the lack of a lyric sheet. The lyrics that are audible are more than quotable, but due to the curiously distant vocal ambience the other half might as well be in Urdu.


Being an unreconstructed Genesis maniac, I was at first disappointed in "Peter Gabriel," but now, why shucks, I play it all the time. Its very differentness kind of worms its way into your heart. Once Gabriel starts producing himself (not that Ezrin did a bad job—I just don't think they clicked) and gets his own band together he'll be in good shape.

—Tom Davey

Rick Wakeman
White Rock
A&M SP-4614

Rick Wakeman's latest solo effort, "White Rock," is an all out instrumental album mercifully affording no opportunity

for the kind of vocal stiltedness that turned last years "No Earthly Connection" into an oratorio. "White Rock" is also a soundtrack, or eight excerpts from one. The movie of the same name is about the '76 Winter Olympics. The scheme of things has each album cut corresponding to a winter sport; bobsledding, figure skating, etc.




Alas, this is as much of a formal plan as one is likely to hear on this disc. Like all soundtrack albums, "White Rock" suffers acutely from the absence of the screen. Good movie music reacts to the film footage as much as it does to its own internal processes; without the footage the score is bound to be mysti-

fying. With these realizations out of the way the listener can proceed to enjoy "White Rock", after a fashion.

Wakeman dishes out his usual potpourri of style and idea. Some of the album is frankly borrowed, like the quotation from Liszt's "Liebestraume" in "After the Ball" or the Gypsy music in "Montezuma's Revenge". Some of it is effect: tacky effect like the shooting synthesizer glissando in "Lax'x", which doubtless accompanies a ski jump; or striking effect, like the slowly phased cymbals at the beginning of the same cut. But mostly the music is sheer keyboard display. Whatever his recent lapses of taste, Wakeman's fingers remain among the nimblest still on the end of arms. This, coupled with the fact that these days he uses synthesizers almost exclusively as his lead line instrument, makes for some flashy solos, like the one on the title cut. Synthesizers are ubiquitous on "White Rock"; they are the cornerstone of the album's instrumental variety.

turn to page 47



the Boston School of Electronic Music
326 Dartmouth Street, Boston, Massachusetts 02116

The FIRST Independent School of Electronic Music Still Providing More Individual Lab and Studio Time Than Any Other EM School.

Summer Sessions in Basic and Advanced Synthesis, Electronics, and Music Theory.

SUMMER SESSION ONE: JUNE 6 - JULY 15

SUMMER SESSION TWO: JULY 18 - AUGUST 26

books

Electronmusic:

A Comprehensive Handbook

by Robert A. DeVoe

Published by Electronic Music Laboratories, Inc.

Electronmusic is a manual for composing electronic music (which is electronmusic in DeVoe's terms) in a synthesizer/tape studio environment. The "tools" in such a situation are tape recorders, mixers, noise reduction, a bulk eraser, a volt-ohm meter, an oscilloscope, editing materials, maintenance materials, and a synthesizer.

From there, the acoustic and electronic production of sounds are outlined and projects such as building an anechoic chamber or projecting the images of sound waves as transduced through water are offered.

The book is made to be used in educational situations and has "class problems" at the end of each chapter. Many are imaginative and will make for active class time on the middle and high school levels.

Unfortunately, DeVoe makes some associations that are misleading and limiting for the student.

When defining Electronmusic, the author says "It usually can not be performed live, although many pieces are produced using live musicians in combination with tape."

Even with the underlining, at a time when live electronic performances are becoming practical and the instruments more capable, it seems counter-productive to limit the scope of instruction to only the tape medium.

In a section labeled, "Polyphonic V.S. Monophonic Keyboards", DeVoe dismisses polyphonic instruments with statements about beating, cancellation, and intermodulation distortion that occurs when multiple electronic tones are sounded simultaneously. The author says, "In other words many notes would be too distorted for human ears. He further states that multiple VCO's would make the cost prohibitive.

Robert DeVoe's advice? "If you've gotta have polyphony—go buy an organ."

There are enough good projects and ample basic skill information in the book to make it valuable in a beginning course but I hope that instructors will point out the inconsistencies to their students.

—Phil Terr

The Evolution of Electronic Music

by David Ernst

Schirmer Books, N.Y., N.Y. 1977

The Evolution of Electronic Music is the most contemporary overview of electronic music to date. The author patiently exposes the various elements that led to the develop-

AXXE

LOW PRICE, HIGH PERFORMANCE.

When you spend good money on a synthesizer, make sure you get a good synthesizer. One that delivers all the sound you play for.

A good synthesizer like the ARP Axxe. Play an Axxe and you'll find that ARP comes through with the sound and the musical sense that guarantee 100% return on your investment.

The Axxe owes its easy-to-read panel design and super sound to synthesizers like the ARP Odyssey and the ARP 2600. In fact, the Axxe uses the same sliders and switches, and has many of the same functions you find on these famous ARP models. And the Axxe is supported by a detailed owner's manual, a 155-page textbook, overlay sheets, even a patch book with 50 of the Axxe's best sounds. Plus 10 interface

charts for expansion with other ARPs, including the Axxe/String Ensemble Polyphonic System.

Some synthesizers cost less than the Axxe. But none offer you more music power. Because ARP Instruments believes you should get out of a synthesizer what we build into a synthesizer.

See the ARP Axxe at your ARP dealer. Make sure you get what you play for.

For more information on the ARP Axxe and the complete ARP synthesizer line, including a five-minute demonstration record of the new polyphonic ARP Omni, send your name and address plus \$1.00 to cover postage and handling to:

ARP Instruments, Inc.
320 Needham Street
Newton, MA 02164

World's leading manufacturer of electronic music synthesizers.

ARP



© Copyright 1977
ARP Instruments, Inc.





P.S.*

SYNARE

*percussion synthesizer

The beat goes beyond. The world of electronic percussion is yours with the Synare P.S.™ . . . the first fully integrated percussion synthesizer.

Put thunder, lazy days, chimes, brake drums, gongs, jackhammers, rain, rush hour . . . under your sticks. Designed for use with or without a drum set, the Synare P.S. is played with sticks like a drum, has bounce, and requires only a conventional sound system.




P.S. Write for information about the Synare P.S., the first fully integrated percussion synthesizer, and the dealer nearest you.

Suggested Retail \$795.00

STAR INSTRUMENTS INC.

Dept. S, Box 71, Stafford Springs, Ct. 06076 tel.(203) 684-4421

DCS1 DIGITALLY CONTROLLED SYNTHESIZER



- 12 Automatically-tuned Audio Oscillators
- 3 State Variable Filter Modules
- 3 Stereo Pan Controls
- 16-Position Effects Touchpad
- 48-Channel Envelope/LFO Generator
- 10-Patch Digital Memory
- 256-Event Sequencing
- 9 External Inputs



The only microcomputer-controlled modular polyphonic synthesizer, provides instant recall of ten fully programmable patches (no presets). We guarantee 90-day delivery. Write for our brochure.



Strider

SYSTEMS, INC.

P.O. Box 2934 • Norman, OK 73070


Makers of Advanced Electronic Music Instruments

books

ment of electronic music and the techniques employed.

The book is divided into five parts according to the sources (sonic) utilized in the compositions discussed. Each section is amply illustrated and valuable discographies are provided.

The Evolution of Electronic Music documents through the middle of 1976. This constitutes its major advantage and causes its largest problem.



The advantage is obvious. The reader is left with a smaller gap between history and the present.

The problem is one of structure. Although the early compositional work in this field can be easily grouped and discussed, this does not hold true for recent music. This problem is apparent in Ernst's sections on popular electronic music.

Since the author cannot objectively document an "era in progress", he turns to a quasi-critical approach. Unfortunately, the scope is too limited to have critical validity and judging from some inaccurate statements (Robert Fripp identified as an ex-Yes member), I wonder if Ernst is the best critic.

But don't let all this dampen your enthusiasm. At the least, you'll be educated and your opinions about Jan Hammer, Paul Bley, et al, will be challenged. And besides, it's the most thorough book of its kind. All in all, you won't find a better electronic music history reference book.

—Phil Terr

Switched On Synthesizer
by Philip Springer
ALMO Publications 1977

This book could also be titled "Progressive Publisher comes to the aid of all Minimoogers and Odyssey owners". ALMO Publishers compiled a folio of popular hits from their

extensive catalogue consisting of contemporary playlist songs such as Peter Frampton (Show Me The Way), Toni Tennille (The Way I Want To Touch You), Paul Williams and Roger Nichols (Out In The Country), and Grace Slick (White Rabbit), altogether 11 pieces with anywhere from one to four arrangements each. Springer accomodates most synthesizer performers in that the faceplate of the Arp Odyssey and the Minimoog are reproduced to write the different patches.

For the most part the patches should be accessible to the majority of synthesizer players who no doubt are the ARP and Moog owners. However a universal patch is also written along with the others, this consists of a general graphic description of oscillator(s) routing and VCO/2 filter modulation. . . . perhaps to match the Minimoog's limitations, the ARP ring modulator goes unused or barely suggested, but this book is not a manual on electronic music although it could very well be part of the reading, it was designed with the player in mind, in simplifying what may be seen as technotalk and not musically descriptive. This book is very visual as ever patch is demonstrated either as an Odyssey, Minimoog, or Universal diagram. Because of the dominant appeal to a working musician not generally interested in esoterica the book avoids dissonant patches which in any case are not easy on the instruments primarily displayed.

Along comes a soundsheet with examples of the patches. Each arrangement shows the patches for synthesizers and the general chord structure, arrangements can be adapted for the particular number of musicians and for multiple keyboard players who may play a Fender Rhodes and synthesizer at the same time.

Springer includes an introduction to voltage ideas which really simplify the concept, he explains and draws the various wave-shapes, and generally stays clear of a technical approach, that is saved for the glossary where allusions are made to radians, degrees, and integral multiples. Demanding more than the rest of the book, the glossary will be tackled by the more serious and technically minded of readers, particularly nice were the definitions on periodic waveform, phase, Q, and sample/hold circuit.

To my taste, the most successful patches were Bass String provided for "I Won't Last A Day Without You", "Out In The Country", and "The Way I Want To Touch You", The Talkin' Wah-Wah was a great imitation of the talk box effect, the Morning Horn in "Morning Has Broken", the Snared Bass in "White Rabbit", the Ethereal Melodicum in "Out In The Country". The Celeste Chimes (two VCO's a-minor 6th apart) was most pleasant. The Liquid Vibes patch in "We've Only Just Begun" was particularly nice. One patch provided tweetering birds, another a sustained filter drone which harmonized through the piece.

—Alex Cima

ODYSSEY

THE WORLD'S #1 SYNTHESIZER.

Playing a synthesizer can be the best musical experience of your life.

It is when you play an ARP Odyssey.

Playing the Odyssey lets you turn the music you feel into the music you hear. A patented two-voice keyboard and easy-to-read control panel give you power over every aspect of sound. Any time you want to change from one sound to another, you can do it instantly, at the touch of a slider or flip of a switch. It's the perfect tool for creative musical expression.

We call it "human engineering." And we back up this successful design with a detailed owner's manual, a 213-page textbook, even a patchbook with 75 great Odyssey sounds inspired by musicians like Hancock, Corea, Duke, Winter, Wonder and other fine artists who have helped make ARP synthesizers the most popular synthesizers in the world.

© Copyright 1977
ARP Instruments, Inc.

After four years, thousands of concerts and millions of miles, the ARP Odyssey has the best performance record of any ARP we make. What's more, it's expandable. ARP systems interfacing makes hundreds of combinations possible with your Odyssey, for unlimited sound potential.


See the complete line of high performance ARP synthesizers at the best music store near you. Find out how much an ARP Odyssey can do for you and your music.

For more information on the ARP Odyssey and the complete ARP synthesizer line, including a five minute demonstration record of the new polyphonic ARP Omni, send your name and address plus \$1.00 to cover postage and handling to:

ARP Instruments, Inc.
320 Needham Street
Newton, MA 02164

World's leading
manufacturers of electronic
music synthesizers.

ARP



PERFORMANCE

**City Flow—
a Work in Sound**
Liz Phillips
The City University
Graduate Center Mall
March 29—April 30, 1977

The Mall of the Graduate Center, City University of New York is the first floor of the building, and is completely open to the street on two sides. The central portion is known as the Gallery, and here, rather than exhibitions of paintings, concerts of music and dance and installations and performances by visual artists occur. It is in this space that Liz Phillips presented City Flow, not outdoors, as previously reported in *Synapse*.

I witnessed part of the month-long event on April 6 and 11. A microwave field responded to the motion of the people walking through the Mall, by increasing the activity of the sounds. The activity was re-

duced by two capacitance fields which responded to proximity. Traffic noise from the street was miked, amplified, and modified, and in turn modified the synthesized sounds. In addition to her own synthesizer equipment, Ms. Phillips also employed some venerable old Serge equipment. For a fuller discussion of the techniques employed, see "Sound Articulates Space" in *Synapse*, Vol. 5.

The main attraction of the piece was to be the interfacing of the synthesizer equipment with traffic flow data generated by the city's computerized traffic light system. However, the city was late in coughing up the required interface device, which is typical of New York. That the event actually happened is also typical of New York.

What did it sound like? First off, it was ugly. The Mall is not acoustically isolated from the street. The traffic noise, quite loud to start, was amplified

within the space. The electronic sounds were similar to the traffic sounds. But after about five minutes, one perceived that the grey noise of the traffic-like sounds was actually composed of subtle and beautiful hues. The city itself is like that—at first glance ugly, but then the beautiful architecture, parks, people are perceived. In that sense, City Flow was truly a piece for New York.

—Eric Valinsky

**"A Celebration
of the Curious"
by the Real* Electric
Symphony, Cat's Paw
Palace of the Performing
Arts, Berkeley, California
March 25, 26, 27,
8:00 PM, 1977.**

Bay Area performances have been known for looseness, and A Celebration of the Curious, presented by the Real*Electric Symphony, a loose confederation of Bay Area artists headed by Ron Pellegrino, was no exception. For those nostalgically attracted to the sixties, the series of three concerts was a genuine multimedia event, yet reflected the advances of technology and techniques in the last ten years.

The performances were to start at eight, which is when the audience began to stroll in, eating trail mix, looking at holograms by holographix. By 8:30, the performances began with calligraphy demonstrations by Tai Chi master Ngoh-Yun Hsu.

Friday night's performance was initiated by Quasar, the musical propaganda arm of the One World Family, a flying saucer cult. Their combination of religious folk-rock, cosmic Freddie go-go dancing, pornographic slides, and generally bizarre stage presence generated a strange energy which partially marred the evening. But it was a phenomenon worth experience once.

Events of technological note in the series were: live electronic music by James Gillerman on the ARP 2600, Paul Kalbach on custom modified surplus Buchla equipment, and Ron Pellegrino

on ARP 2600, two EMS Synthis, and a Buchla 200 system; tape music of beautiful sonorities by Maggi Payne, who mitigated the stark performance by the tape-recorder with abstract projections; excellent video synthesized tapes by Jody Gillerman, Bill Roarty, Michael Sheathen, and Richard Lowenberg, the last having interfaced galvanic responses of people, animals, and plants with his video synthesizer; impressive abstract films by Chuck Hood; gorgeous analog synthesizer generated laser imagery by Ron Pellegrino. Unfortunately, the video people were not well represented because the structure of the series prevented them from performing live.

Honorable mention to the non-technologists: Peter Plonsky, the master of human resonators produced incomparable vocal weaslings; the Future Primitive Art Ensemble of San Francisco hacked away at unique invented instruments and musical found objects; the Xperimental Chorus of Mills College presented vocal theater pieces; and the electronic wizard of Oakland, Tony Gnazzo, went acoustic, performing a verbal dialogue of outrageous obscurities. After each performance, the audience danced to the wonton dissonances of the Rigor Mortis Rescue Squad.

Why did all this occur? According to Pellegrino, to present a catalog of artists in the Bay Area, and to facilitate contact between those artists. It was loose, the sound system wasn't great, the video monitors inadequate, but A Celebration of the Curious *happened*, and was successful, which is a lesson for us all.


—Eric Valinsky

**Tangerine Dream
April 5, 1977
Avery Fisher Hall
New York**

I had never heard of Tangerine Dream when I spotted *Rubycon* in the record store a few years ago. Since it had a pretty cover and the credits listed syn-

turn to page 47

OUR NOT-SO-MINI... SEQUENCER 1020



Finding it hard playing several keyboards while trying to control your synthesizer? Why not let the WMS 1020A Sequencer give you an extra hand in setting up melody lines, rhythm patterns, presetting oscillators and filters, auto bass lines and other effects. Its the logical expansion for your Minisynth and the perfect addition for larger systems. The 1020A is compatible with Moog, Arp and others without modification.

- 2 output per channel. One ascending, one descending.
- Clock and reset buttons for manual operation.
- Voltage controlled clock with exponential control.
- Lengths from 1-20. 1-10 two notes, 1-20 one note.
- Carry output for cascading additional sequencers.
- Chromatic scaling unit to be available soon.
- Switch for instant Rhythm Patterns-No Patching.

Write for Specs, Options and Prices.

WMS

WASATCH MUSIC SYSTEMS
P.O. BOX 9175 - S.L.C., UTAH 84109

the performance-proved HARMONIZER -
 Now . . . HUNDREDS in use at MAJOR STUDIOS
 and with TOP CONCERT PERFORMERS
 THROUGHOUT the WORLD!



THE INDISPENSABLE HARMONIZER

The Eventide Harmonizer is the most versatile special effects instrument ever packaged in a single unit. Not only is it a full-fledged digital delay line, a pitch changer with a two octave range, and an anti-feedback unit which allows boosting of sound levels, but it can also be used to speed up or slow down tapes. Although it has only become available recently, it has already produced some of the wildest effects on record.

The possibilities are endless. Its digital circuitry and Random Access Memories (RAM's) transpose input signals anywhere up to an octave above or below the original, while preserving harmonic ratios (and thus musical values). As a low-cost, versatile delay line, the Harmonizer is used for "doubling" (or tripling) vocals, for delay equalization in sound


reinforcement, and for many types of reverb/echo special effects. An optional phase-locked Keyboard allows the performing musician to construct harmonies in real time. In addition, through the combination of feedback, delay, and pitch change, the Harmonizer permits previously unavailable special effects. Only personal experience and experimentation will show you the full range of its capabilities.

Harmonizer H910:	\$1500.00
Readout option 02:	\$125.00
2nd output option 04	\$240.00
Keyboard (mono)	\$500.00
Keyboard (polyphonic)	\$600.00
Write for spec sheet and name of nearest distributor.		

Eventide
 the next step

EVENTIDE CLOCKWORKS, INC. • 265 WEST 54TH STREET • NEW YORK, N.Y. 10019 • 212-581-9290

GIVEAWAY



Synapse, in conjunction with Electronic Music Laboratories Inc. is giving away an

EML POLY-BOX

The EML Poly-Box is designed to interface with any monophonic synthesizer. A single VCO, when fed into the Poly-Box, will be divided into 26 simultaneously available semi-tone pitches. Harmonic relationships can be programmed on the one octave keyboard and will then track in all ranges. The keyboard can also be "played" in order to adjust the harmonic relationships to the input signal in real time. Poly-Box list is \$475.00.

To enter, send your name, address, and telephone number on a postcard to Synapse Giveaway, 2829 Hyans Street, Los Angeles, California, 90026. Enter as many postcards as you like. Entries received in subscription envelopes are disqualified. All entries must be postmarked by July 20, 1977. Drawing will be held July 24, 1977. Winner will be notified by phone.

George



Duke

Duke

As one of the leading exponents of synthesizers in the contemporary jazz idiom, Synapse asked George Duke to comment on the course of jazz, and the role that synthesizers will play in its development. If Duke is right, the musicians' unions can rest easy because acoustic and electronic may not be such incompatible bedfellows after all. Synapse also asked Duke how important synthesizers have been to his musical success. The answer reveals a man quite aware of his position in the music industry and the elements that established it.

by Doug Lynner

Doug Lynner: *How did you originally get involved with synthesizers?*

George Duke: I got involved with synthesizers because one day Frank Zappa no longer had Don Preston or Ian Underwood working with him but he still wanted that timbre in the band and he asked me about it and I said, "Well, I'm not so sure." Eventually he bought one, set it on top of my Fender Rhodes and let it sit there. He plugged it in so it would be playable every day during rehearsal. Even on gigs he'd have the guy put it there in front of me and I'd bump it every now and then and make a squak or I would just start playing around with it before we rehearsed. Eventually I just started playing it. I more or less learned how to play it on the job. Once I took it home and tried it through my little home system with a book and I couldn't seem to get anything that made any sense to me, so eventually I just started tweaking knobs trying to see what different combinations of faders being pushed up or down would do and that's how I got involved with it.

Synapse: *It seems that with all the escalation in the use of synthesizers, the greater portion of it is in the jazz world. Why do you think that jazz players were quicker to pick up on it than musicians in other styles of playing?*

George: I don't know. You think that's true?

Synapse: *It seems to be. There is a tremendous amount of new jazz albums using synthesizers.*

George: Well, you know what that probably is. I really don't know whether "jazz" players picked up on the thing beforehand, but I think more fuss was made of it.

You know what I mean? I think there were probably a lot of rock players that were playing the instrument before or right along the same time but see it was accepted as part of the normal run of things. Rock 'n roll bands would normally go to something that a lot of people would consider esoteric. But jazz players, see, they expect you to stay pure and so when all these guys that have been idols for so long with the jazz world start turning around playing electronic instruments along with changing, making fusion music or playing rock 'n roll; then a lot of critics and a lot of people left because they saw their idols dwindling in the sunset and I guess it was a letdown to a lot of people, but you know, that's the way of change and everything must change. So I don't know if that's necessarily true but I know I've heard a lot of electronic instruments in rock but it's just considered normal I guess; nobody makes really a fuss of it.

Synapse: *What do you think of the word fusion? Does it describe your music?*

George: Well, I don't think it's a bad word, actually. I think it's better than some of the other words I've heard for this. I've heard "contemporary jazz," which doesn't mean anything to me. Then they say "progressive" . . . well, when I was coming up, progressive meant something else, you know, so there's really no other name that I

“...it was possible
to be human
with the instrument.”

found that seems to fit as well as fusion music. That's sort of indirect too. It seems like when you get something like this nobody knows what to call it. Rather than getting a more specific word they come up with a less specific word that encompasses a lot of things. Fusion, yeah, I guess it's cool. That's about what it is, a fusion of a lot of different elements. It also has an electric connotation, but it's an electric age so it was bound to happen.

Synapse: *Where do you think the popular music is going now with the advent of all the electronics? How do you think the electronics will effect it?*

George: Well, obviously, it's greatly effected the entire industry because any teeny-bop, pop record has a synthesizer player on it or something like that. There's also a lot of use now of synthesizer bass. I've noticed on quite a bit of records you hear a lot of synthesizer bass. You know, I don't think anything's going to change for a while because the thing is still in a very elementary stage and most of the people that are playing it in the real, real pop medium are still using it very elementary. I would say probably some of the more progressive rock groups


use the thing more tastefully and experimentally than even a lot of the jazz players I've heard because they take the time. And of course they've got the money and the time to spend in the studio to really get it together but they seem to have more of a knowledge of the instrument. Why that is, I don't know. Maybe they're more interested in structure. But jazz players, for example, seem to be more interested in sticking with one thing and that's what it is for the entire piece. You don't hear too many synthesists in the jazz/rock syndrome changing timbre in the middle of a solo and it's something that I noticed and said, "Man, what's wrong with these guys?" I mean I do it a lot too. I'll stick with one thing, but I've begun within the last year and a half to change the timbre in the middle of a solo two or three times or alter the attack or interject some element to make the solo go somewhere else. That's the thing that's nice about being able to construct your own sound. You can change it in mid-flight, and that's the one advantage you've got with a synthesizer you don't have with acoustical instruments that are unaltered and that's one of the great advantages of the instrument that hasn't been taken advantage of as of late, at least with "jazz players." Certain rock groups such as Yes tend to use the synthesizer a little more experimentally or maybe they're more involved in timbres.

Synapse: *What do you think of the acoustic end of it all. Where do you think that is going?*

George: Well, at this point in time I see the acoustic end of the business coming back, but it more than likely will come back in a slightly altered fashion. In other words, there will be a thing where people will play an acoustic piano with one effect or they may try to run it through a synthesizer. It's not that this hasn't already been done but I think you'll see more of it. And also of course now there is the new Yamaha piano with a pick-up on each string so you've got the electric with the acoustic. I think you're going to see more of that kind of thing happening.

Synapse: *Do you feel that there is any one person that has been the most influential in getting the use of the electronic instruments popularized?*

George: Well, the guy that I first heard that made some sense to me playing synthesizer was Don Preston. Now this was long before I had Jan Hammer or any of those people, but the guy that really first impressed me was Don Preston. I didn't know what that stuff was when I heard it on Frank Zappa records. I said, "Man!" I heard the use of synthesizer in contemporary classical music, you know, a la Mort Subotnick and people like that, but this thing was a little different. And then when I heard Jan Hammer, that was a totally different thing and he seemed to have such control of the instrument that it was really, really nice. But the one thing that I mentioned before that Don Preston would do that I didn't hear anybody else doing at that time was that he



would change timbre in the middle of a solo. You see, it's the one thing that you didn't find these other guys doing. Well, besides that, the guy that made it popular was Jan I think. I mean Jan Hammer just took the instrument and overnight it became a success because of what he was doing with it.

Synapse: *The other day you mentioned that Jan was the person who played synthe-*

sizer in a very human way and . . .

George: Yeah . . . well, Don Preston did too but Jan was working with a band that had achieved a certain amount of notoriety, so that's what made it popular, but he brought out the humanness of the instrument to the popular audience and that meant a lot to me, but I had already figured out that something could be done along that line and

this was right after I had heard the Mahavishnu Orchestra and I decided that since Jan played a Moog I would play a ARP because I didn't want to be . . . even though I loved the stuff that he was playing, I didn't want to be compared to his type of thing. And seeing that I was constructing my own sound I didn't see any reason why I should have to sound exactly like him, so I picked an ARP and I started playing it and figured that, "Hey, you can play the blues on the instrument." It's been amazing, but I've been hearing a lot of people playing the blues on synthesizers. Not that I had anything to do with it but I think they became aware of the same situation; that it was possible to be human with the instrument. The only thing they're not doing is actually constructing the sound. They have two or three people in town, like in L.A., that program these synthesizers and other people play 'em.

Synapse: *What do you think of that situation where the musician is only involved with the synthesizer in so far as he plays the keyboard and doesn't really understand the workings?*

George: That's a problem. It's not necessarily that they have to know the voltage control oscillator from the voltage control amplifier and all of this other stuff. They just have to understand when they twink a knob what it will do and what certain combinations of sounds will do. That's what it amounts to more than knowing technically what's happening, but that helps too, to know entirely what's happening. But for me, I don't know all that stuff. I just know how to work the filter to get the sound that I want. I know where to place it. So to me, that's the most important thing, and it's actually coming from me, I feel, because I become more or less a part of the instrument as I feel Jan has become a part of his instrument as well as Don Preston and other people that play the instrument.

Synapse: *Do you think that the synthesizers in your music have helped or have hindered the success of your records and your performances.*

George: Well, no doubt about it. It's actually helped my success. I think without the synthesizer I'd probably have been another piano player, and you know it's very possible. I think the same thing is true of Jan to a certain degree and some other players that have become very much a part of creating the whole synthesizer syndrome. Yes, I would say it's very much become a part of me now, and my success is very much a part of what I've been able to create on that instrument, let alone the piano. That's been another thing, you know, but the whole electric business I think has helped me quite a bit.

Synapse: *What do you think about the idea of being stuck behind a whole bunch of keyboards? What other kinds of approaches are you looking for in performance?*

George: Well, that is a problem. There are several ways to get around it and one which I

may try for the next tour is a horseshoe shape which is open to the audience with all my keyboards in a "U" shape behind me. One other thing that I tried for the last tour that I did with Billy Cobham was mirrors. We had mylar that we took with us, and in the larger concert halls, we were able to mount these things. We had not only two mylar screens behind me but two behind Bill, so the people who were sitting in the audience could see us actually playing the instruments and not just feet and a head wobbling. That plus a horseshoe shape with nothing between me and the audience, I think, would be the best way to go.

Synapse: *What's the name of your new album?*

George: It's called "From Me To You."

Synapse: *How has your music changed from your last album?*

George: Well, for one thing, well there's a nice acoustic piece on it. But besides that it's much more vocally oriented, much more. So, I've got some background singers and I did a lot more singing in a more defined manner, you know, I mean I did some stronger singing; some of my best singing to date for sure, no doubt about it as a matter of fact. Except for some of Frank's records where I did some stuff that I can't even believe I did actually. Maybe I was just messed up or something. I don't know how I did some of that stuff but anyway . . . there's

more singing on it and for me this record is much more of a production because I use horns on it and I did more orchestrating. Normally on my other records because I was limited budget wise, I always orchestrated with a synthesizer as much as I could until the money ran out and then that was it. With this record I decided, "well I'm going to orchestrate using acoustic instruments" so I used horns, trumpets, I used strings on certain cuts, and I had vocals and the whole bit, you know I mean I made a production out of it. I may never do it again, for a while anyway, but I felt like doing it this time. It's my first record for Epic and I said, "Why not?" So that's the difference. Stanley Clarke plays acoustic bass on a couple of things and electric bass on two things. So it turned out really good. A guy named Mike Cebella played guitar; Stevie Wonder's guitar player, excellent, excellent guitarist that not too many people know about. I tell you, if I could get him from Stevie I'd steal him right now.

Synapse: *Where do you feel that the current synthesizers fall short from a performance point of view?*

George: Well the biggest problem with synthesizers right now, at least if you're somebody that wants to achieve more timbres than a few or you want to achieve some really nice sounds from your synthesizer, the biggest problem is patching, because for the multi-keyboardist you need

to be able to do something fast because you're trying to play a show, you're trying to accompany other instruments, you may be trying to sing, you may be trying to orchestrate with all of your instruments at one time. Therefore, most people wind up carrying three or four synthesizers, at least two, so that they can have one patched one way while the other is patched to something else to allow the time to get from one thing to the next and still try to carry on a show. You know, it gets pretty insane sometimes when you've got a lot of instruments. It just spoils the flow. The only instrument that takes care of this, at least in the price range that is in any way reasonable, is the Oberheim because they've got a programmer in it. All you've got to do is push a button and you get the sound that you pre-patch into it, which is the thing that's been lacking in synthesizers besides not being polyphonic. What I'm looking for is a true polyphonic synthesizer, where each note can have the timbre you want, which is what the Oberheim is about right now and there are probably some other ones around that do the same thing, but anyway, this one I knew about and I'd known Tom a long time so I bought it. The only problem is a lot of people aren't going to know how to patch the thing. The way certain people play synthesizer nowadays, they'd rather have it patched at the factory but not me. That's one of the problems. ~~~~

ELECTRIC JAM at Jumpoff Joe's!

Announcing a 6 day workshop in electronic music:

- lectures, demonstrations, hands-on experiences.
- intro. to techniques of electronic instruments, idiomatic composition, sound poetry.
- rap sessions on problems of live performance, setting up your own studio, teaching new music.
- survey of literature from avante-garde to rock.




- new performance techniques on acoustic instruments.
 - two live concerts.
 - accredited for 2 college units by U. of Oregon.
 - luxurious cedar log cabins, 130 acres, pool, riding, campfires, and excellent food.
 - \$275 per person for the workshop week includes classes, concerts, accommodations, and 3 meals per day.
 - enrollment limited to 24 for maximum experience—reserve early!
- June 19 noon to June 25 noon**



1977 Faculty

The Electric Weasel Ensemble:
Allen Strange, Donald Buchla
Patricia Strange, Steve Ruppenthal
David Morse

Jumpoff Joe Ranch
3886 Winona Rd.
Grants Pass, Oregon
97526 (503) 479-9629



STAR INSTRUMENTS, INC.

David Kusek, John Borowicz, and Norm Millard (left to right, above) are the principles of Star Instruments Inc. Star represents a departure from the mainstream of synthesizer manufacturing. Instead of contending in the already crowded keyboard synthesizer market, they have opened themselves to a relatively untapped market for electronic instruments. Percussion. In this respect, they have opened the possibility of a percussion synthesis boom, equal to, if not exceeding, that of the keyboard synthesizer.

by Phil Terr

Phil Terr: How did STAR get started?

Norm Millard: STAR resulted from my personal desire to convert good, innovative ideas for electronic music instruments into marketable products. To accomplish this, I resigned as Vice President of Electronics Music Labs and sold my interest in EML to finance the start of STAR.

About a month after I left, Dave and John resigned their positions at EML and joined me in getting STAR off of the ground. This occurred in May of last year.

The three of us spent the first few months on two parallel projects. First, converting one of my geodesic domes into a factory and office; and two, firming up the company philosophy and purpose. This stage was completed by the end of June.

Synapse: What philosophy was STAR organized around?

Norm: Possibly the most unique aspect of our philosophy is that it is written down—this is particularly unusual in a small company. Our philosophy statement concentrates on two aspects—people and products.

Basically, a company is a team of people devoted to achieving well defined goals in a suitable, enjoyable environment. The people part is everything—they are the only ones that can generate the goals; achieve them through their devotion; and create that ever so important suitable environment.

As a corollary to this, STAR works to

treat people not as they want to be treated, but rather to treat them right. STAR must be a company where the kind, supportive, confidence building comment is the rule, not the exception. This does not preclude criticism but rather states in what tone of voice it should be given.

Our product philosophy is based on STAR's need to be profitable and our own personal desires to provide instruments that contain a part of us. The first part is required to permit us to survive; the second part is the reason people are able to undergo the burdens of starting a company.

During STAR's childhood as a company it *must* offer innovative, simple, low cost products in markets where competing products are few or non-existent. The reasons for this are simple: innovative design and use of "high order" technology is important because STAR will initially lack the marketing clout of an established name. Simply, innovation offers the opportunity to offer a sole source product. Simplicity makes manufacturing easy which is the first step in developing quality products. Quality products are extremely important in developing a reputation and we want to have the best reputation possible. Low cost means a wider market among dealers and consumers which in turn leads to higher volume, more automation in manufacture, higher profits and lower cost to the consumer.

Our approach to founding STAR is definitely not unique nor fully original, but

we feel it is sound and has worked so far. Certainly, our first product, SYNARE P.S., is a result of our company philosophy, it meets our design criteria as to innovation, its simple to manufacture, and is low cost.

To the best of our knowledge SYNARE is the only *integrated* percussion synthesizer on the market. It opens an avalanche of possibilities for the drummer to explore and utilize. As you can see, we're very excited by the possibilities it offers to percussionists and ourselves.

Synapse: What made percussion synthesis your focus instead of a keyboard approach?

John Borowicz: We looked at many different market areas due to the "new company" reasons Norm just outlined in explaining our philosophy. Electronic percussion seemed to be a perfect, untapped and natural area for us to apply our energy. We definitely have not abandoned the keyboard area. Collectively, we have a lot of experience and knowledge we'd like to apply to keyboard synthesizers and we will. However, no matter how good our ideas and approaches may be we still have to establish ourselves and our image as a reliable and innovative manufacturer. I believe SYNARE will make that statement.

Besides, electronic percussion instruments are part of the evolutionary chain of events for electronic instruments. First there was an electronics improvement for guitarists, then the big explosion, in the form of synthesizers, of electronics for keyboards. Now, we're about to witness another

STAR

improvement in capability for guitarists in the form of a guitar-synthesizer for them. Why not percussion? In short, I believe SYNARE is a natural extension of the drum set given the technology of present time. Now the drummer can be a part of the electronics world and create with electronic sound as well as acoustic.

I've had many, many drummers come to me at EML and say, "why don't you guys build a synthesizer for us?" Drummers have been asking for electronic percussion for years, now it's here. STAR has made percussion synthesizers a reality, available, and affordable.

I'd like to make just one overall statement that applies. If we see that out there in the "real world" there's an instrument or market we can apply our talents and expertise to, to significantly improve and contribute to—we will.

Norm: Just to echo John, someday we will introduce a keyboard synthesizer. But at this time in our history we don't have the financial resources to do the job as well as we'd like. I'd like to add that keyboard synthesizers are our first love and that Dave is presently working on an innovative approach to a "true" polyphonic synthesizer. Come see us next year, I think you'll be amazed.

Synapse: What does the word innovation mean to STAR Instruments?

Dave Kusek: When we design an instrument, or are to commence a project, we look upon the man/machine interface as being of primary importance. Understand that this goes far beyond how the front panel is laid out or what color knobs we're going to use.

When we can minimize the internal complexity yet increase the capability of the instrument's core, that is, its oscillators, filters, VCA's, envelopes, etc., we can offer the musician a much greater degree of control at a lower cost. This is the key.

We tend to pursue the "fringe of technology", a rather abstract awareness that is difficult to maintain. Certainly and without question, the most promising and personally exciting area that we are exploring is that of computer control. In the past, a computer was set up in one place, forever to remain in that room; for it was a large, bulky, finicky, and very expensive machine. There are many interesting applications of computers to music and composition, but very few attempts at controlling a synthesizer. And why not? I mean, it isn't easy to carry a PDP-9 to a gig. However, this hardware barrier no longer exists.

Today, a full-blown computer can fit in your pocket, although I'm sure your shirt can manage by itself.

No single influence will have as great an

affect on the course of electronic music as the micro-computer. You will be amazed by the possibilities that *ultimate* control over every aspect of the synthesizer provides. Just think about it.

And, this does not mean that the musician will have to become an engineer or computer expert to play a STAR synthesizer. We use the computer as an extension of the musician's expressiveness; giving the synthesizer the intelligence it needs to interpret the performers creative flow.

Synapse: STAR's use of technology in innovative approaches to design indeed may provide greater capability, but is technology being utilized in the design to enhance "playability"—human engineering?

John: Yes, very much so. Dave touched upon it. We firmly believe that our instruments must be designed to be "compatible" with the musician's training and playing style, subsequently we design from that perspective. We do our research, consult many musicians and ask thousands of questions.

How a musician is going to activate and control the instrument in real time is definitely of primary concern. This is the area we attempt to answer first.

Expanding on this point, I'm sure you're aware that many electronics musicians, critics, the listening public, and even engineers view this "compatibility" between man and electronic music instruments as the area of greatest importance. Yet it is this very area that has been avoided and ignored, relatively speaking, the longest.

Norm, Dave and myself are three people that believe that the "compatibility" question is the question. I'd like to add that it is in this area of blending machine to man that we at STAR feel we can contribute to the most.

Please understand, we don't intend to slack off in other aspects of synthesizer design, such as sound generation and modification. I don't mean to imply that, however, to say that we will concentrate our energies on the "blending of machine to man" is essentially true. But this also means that we will spend a great deal of energy on the synthesizers sound generation and modification functions, for as you improve the controlling-decision making processes you ultimately improve the stuff you're controlling. Simply, form follows function.

I'd like to use SYNARE P.S. as an example of what I'm talking about when I say, we make our instruments "playable". The SYNARE Percussion Synthesizer is responsive to the musician playing it, definitely more so than a monophonic synthesizer is to the keyboard player. The "playability" of SYNARE is its biggest asset, for there are no magic sound generation circuits in it.

First off, it doesn't require the drummer/percussionist to alter in any way his sticking technique or style. Secondly and of equal importance, the Percussion Pads are "zone sensitive", like a regular Tom-Tom or tympani head. Depending on "where" you

strike the Pad (or head) will result in some change in the sound. With the drums, the variations are limited by their physical characteristics and construction. With SYNARE the changes in sound and their extent are decided and set by the drummer. He can alter the pitch, range, timbre, a little bit or a great deal. He can also vary dynamics. Just by "where" he hits the Pads.

And it was the combined technology of digital networks, electronic control panels and calculator keyboards that allowed us to blend the synthesizer to the drummer.

And more blending is in the future. As we come to better understand and recognize problem areas and intelligently combine what we've learned with our technological expertise to solve these compatibility problems.

SYNARE is a quantum jump improvement in this area of "blending" we've been discussing, considering the compatibility and required playing alterations of the electronic music instruments that have preceded SYNARE. My intention is not to cast stones but point out that the name of the game now, is playability.

Synapse: What impact on percussionists do you see SYNARE having?

John: How much impact it will have is for the passing of time to tell us. But it will have an impact. I see SYNARE making the drummer an even more integral and important member of the music group. It has to because he'll be able to contribute even more to the group's total sound. After all, he'll have with SYNARE more tonal and timbral resources to explore and create with.

Dave: I believe that SYNARE, those available now and future versions, will do for the drummer what synthesizers have done for keyboard players.

Norm: Musicians are experimenters and explorers. And when people explore and test and evaluate they learn and improve. Drummers will experiment and explore with SYNARE and in the process learn and expand their talent and roles.

Synapse: Are there any general comments or observations you have concerning the future of electronic instrumentation in the music industry?

Norm: Generally the proliferation of electronics in music will continue at an ever accelerating pace. This results from the growing ability of electronic instruments manufactured to provide more capability per dollar spent.

John: I agree with Norm, but may I add that the next 5 to 10 years are going to be a truly exciting, if not amazing, period for musicians. Right now we're on the edge of several step-function technological advancements and you'd better believe that musical instruments and musicians are going to benefit.

Some of the stuff we see coming down the line both amaze and excite us, and I strongly contend that the next decade will be the most "advancing" decade for the musical arts and medium of all time. ~~~~

HERBIE HANCOCK

INTERVIEW

Herbie Hancock is a popular recording artist who has already gone through two stylistic approaches to the use of synthesizers in jazz "rooted" music. The first approach utilized Pat Gleason. In the second, Hancock himself is the performer. The result is a change from synthesizers as an independent voice to synthesizers as an instrumental imitator. It's not without reason though. There's a theory that the public can accept the synthesizer as a flute more readily than as a synthesizer.

*by Bryce Robbley
and Doug Lynner*

Doug Lynner: *What motivated you to start using synthesizers?*

Herbie Hancock: It came at the suggestion of my manager, David Rubinson. At that time, I was trying to get a footing in the pop market. Maybe I better explain that. I felt the need to get closer to the kind of people that buy most of the records. I really wanted to find out more about people in general, not just musicians and their tastes in music. I was very open to that, more or less like a student. I didn't know anything about pop music or what appeals to people in rock and roll. I had just come to the point where I realized the value of entertainment where before I felt like entertainment was a lot of crap. I felt that all you needed to do was play the music and that should sustain the audience. So there were a lot of things I had re-evaluated and opened up to. Anyway, David told me, synthesizers, that's kind of a new thing and the kind of music I was doing was really far out. It's real funny because on one hand I was into this far out music and on the other hand I was trying to figure out a way of presenting it at places like the Fillmore in San Francisco and the Roxie, where rock acts would work. So the synthesizer was a perfect compliment to the kind of music I was into anyhow. Synthesizers, I realize now, can be a perfect compliment to any kind of music. It doesn't matter. New instruments, new music. So David suggested I use Patrick Gleason to open up some things on a record that I was doing. So I say, well, Patrick, he may be just a mathematician, who knows? He might ruin



PHOTOGRAPHS BY BILL MATTHIAS

HANCOCK

the record. So we figured we would take the tapes and let him open up some stuff on it and see if we like it. If we don't like it we'll take it off. Pat was agreeable, so we tried it and I just gave him the tapes and I said, you got it. We got the tapes back and it blew my mind, it just blew me away. A song called "Quasar" was the first thing that was on the tape and just what he did with the song, it took my breath away. I was shocked. Just the way it felt was incredible. Soon after that, he went on the road with my band.

Lynner: *Are there any people that influenced your own vision of synthesizer playing? Any recordings or performers?*

Hancock: My two favorites for solo synthesizer work are George Duke and Jan Hammer. I also like Chick Corea. As far as the use of the instrument in orchestration or ensemble or whatever, I'm limited by my own knowledge or lack of knowledge, I should say. I suppose Patrick Gleeson is an influence as far as the mechanics or electronics of the instrument is concerned but musically, it would be Stockhausen, maybe Stravinsky, Reville and anybody else that, acoustic or electric, has influenced my playing.

Lynner: *It seems that a lot of the contemporary synthesizer music is going on in the jazz area more so than in rock 'n roll or other forms. Why do you think that is? Why would it be so easily interfaced with jazz and not some other forms?*

Hancock: Maybe because the music has a lot more room for complexity and changes in direction, moods and sounds. The character of the music is so broad-based that it's easy to include an instrument that has a new kind of character. A part of what makes jazz what it is today is the fact that so much of the emphasis is on the sound.

Bryce Robbley: *Do you find now that you build pieces conceptually around a synthesizer as opposed to when you first got it touch with it and started working with Pat Gleeson, or do you still work basically from a keyboard standpoint like piano?*

Hancock: I still work basically from keyboard.

Robbley: *Rather than synthesizer?*

Hancock: Yeah, that's what I've done. Not that I'm not open to doing it the other way. There was one piece of music we did when Patrick was in the band on an album, I think it's called Sexton, that's all synthesizers. Well, not all synthesizers, but it started with a device called a random resonator that doesn't exist anymore. It sounded like a sample and hold. We made a tape loop out of something that sounded pretty good and we put the loop on one track and Patrick overdubbed compositions. And then we overdubbed some acoustic instruments but it started off basically from synthesizers.

Robbley: *So most of the things that he put together with synthesizers were ornamental would you say or did you use it as just another sound source?*

Hancock: I've been using it for color; I've been using it in place of acoustic instruments. Making a synthesizer into an acoustic instrument is kind of silly. On the other hand, since it is a new instrument and has a character of its own, it's "on" even when you make it sound like an acoustic instrument. People like it and they are not as disturbed by it as they might be if it had a character not attached to acoustic instruments. People are starting to hear synthesizers a lot now so they know what it is.

Lynner: *So you think that because people are getting used to the acoustic sort of implementation of the synthesizer, that the sounds are able to progress because they got to first base so to speak?*

Hancock: Yeah, maybe, that was just a theory of mine. That's not the only reason I've been using it the way I've been using it. I like what I'm hearing. I think I've heard some recordings that as far as my personal opinion is concerned, sounded somewhat bizarre and I don't want to use the instrument that way either. Maybe that kind of turned me off to experimenting a lot with the capabilities of the instrument. At the same time, I was trying to learn it too. When I could finally make a sound that sounds something like a flute, then that was an accomplishment. That's a jumping off point. It's somewhere to start.

Lynner: *What do you feel that using synthesizers has done for your own musical career now that you've been using them a long time? How do you feel it's influenced your music. Do you write any differently because you use them? Do you have ideas that you might not have had from the piano's influence?*

Hancock: I think basically what I've done besides using the synthesizer as sort of a substitute for acoustic instruments . . . I've tried to extend the possibilities or have used some extensions of those possibilities; I mean a simple thing like the way a portamento might be used which acoustic instruments can't do. There are some other little ornaments that I've done but the character of my music has not been heavily influenced by synthesizers, not yet. Oh, it's real funny. I have to remember when you ask me questions about my use of the synthesizer that the way I use it today and the way I used it when Patrick was in the band is sort of two different things because it was two different kinds of music. The answer I gave you was for the kind of music I've been doing since *Headhunters* in 1973, but before that, 1972 to the middle of '73, the music was influenced also by the synthesizer. As a matter of fact, in some cases there was a real dependence on the synthesizer in certain parts of the composition. So we used it in the more complex way, or more complete way in the beginning than we do now. The biggest difference is that I'm playing it now.

Robbley: *When you do live performances, do you preset individual instruments in order to get around from sound to sound, or do you change settings a lot in performance?*

Hancock: Maybe I should tell you what I



"New inst new m

have. I got things all around me. In front of me I have a Rhodes 88 suitcase piano and on top of that there's a clavinet. On my right there's an Oberheim 8 Voice with a programmer. Behind me is an ARP String Ensemble. On my left is a Yamaha Electric Grand and I've been playing a prototype of the Yamaha four voice synthesizer too. And I also have a Micromoog that I use for solo out in front of the stage. See, now that I have the Oberheim 8 Voice, I've got 16 programs in it so I use those presets. As far as changing any of the modules, I haven't done that yet. I haven't had that instrument that long.

Lynner: *Do you program your own sounds on all the instruments?*

Hancock: Yes. Now, the Yamaha 4 Voice is already preset at the factory. There's one switch for doing your own preset but the other ones are done at the factory. So I haven't been moving around too many knobs. Only when I play the Micromoog. But



BILL MATTHIAS

struments, music."

I do have to plan ahead. This is one of the biggest problems I ran into when I first got the Oberheim 8 Voice with the programmer. I would always have to think ahead before I would get to a certain section of the music. There would be more than pushing one button to bring in the new program. Sometimes I would have to change another switch that goes from polyphonic to unison or change the portamento or change the octave switch or change the master filter and also change the gain. I can't do all that in an instant so before I got to that spot, every time I get a free moment I would change a couple of things. I remember in the beginning it was atrocious. I hadn't made those plans and I'd go to the Oberheim and I'd only have to push one button and then I'd realize, oh my God, I've got to switch octaves . . . I mean it got crazy. Even now I forget sometimes; I forget maybe to throw the portamento switch and I get ready to hit this big fat chord and it

goes w o o o o o o. It's really a drag when that happens.

Lynner: *It's interesting that keyboards have been the traditional interface with the synthesizer and now today, there are so many other interfaces, like guitar controllers, E.V.I.'s, and percussion synthesizers. Have you been considering introducing those with some of the other players like WaWa Watson, with his guitar?*

Hancock: Yeah. I did record with Miroslav Vitous. What was the name of that record? Something Shepherd, or did he look like a shepherd. He had a sheepskin on. I forget the name of the record, anyhow, Miroslav has a double neck guitar/bass that was interfaced with some Oberheim modules. He had a bunch of switches on the instrument for different sounds. That was the first time I ever worked with anybody . . . now, I worked opposite John McLaughlin who was using Moog equipment interfaced with his guitar. I guess you had to use the 360 interface.

Lynner: *So then those are the things that we might see in your music in the future?*

Hancock: If they can afford it. I'm not going to buy it for them. I've got enough troubles. That Oberheim cost a fortune.

Robbley: *What would you like to see develop in terms of instruments that would be useful to you in your music from the electronic and . . .*

Hancock: Three or four more hands; that would be fantastic. They're doing digital synthesizers now. Haven't seen one so I don't know where the difference lies. True velocity touch. I guess you can get a lot more minute details on that than you could on the present synthesizers. I would also like to see developed, some kind of synthesizer where you can reproduce drum sounds or percussion sounds of various tempos and make rhythm with it. Complex rhythms, any rhythms you want where you can change at will certain aspects while others you can kind of play around with it. Then you can throw all that into a memory unit so it can be remembered and brought back at will.

Lynner: *Then you're looking for a more physical interface between you and the synthesizer.*

Hancock: I played the acoustic piano for, let's see, in April, it will be 30 years. That's a long time. I'm used to that kind of touch response. Also, in my jazz solo work, the single note style I do, this particular element is not unique to me but I'm accustomed to playing a lot of accents. It's part of my way of thinking. I'm used to hearing those accents and I can't do that with synthesizers.

Robbley: *Touch sensitivity and velocity sensitivity would give you that?*

Hancock: Yeah, it would make it easier for me to solo because I hear that in my head and that's not what's coming out. It's always made the synthesizer feel kind of awkward to me. I think that's maybe one of the things that's kind of hanging me up.

Lynner: *It's interesting that in the last couple of years, jazz on the whole has become accessible to a wider audience. What do you*

think is responsible for that change; do you think it is in any way related to what you said about people wanting to listen more to music as opposed to just dancing?

Hancock: It's the other way around. I think jazz became more accessible and they began to listen to it, buy the records and after they were dancing to it they realized there was more there too. There was something they could listen to and get off on. When people think of jazz, they usually think there's something interesting to listen to but they don't always feel that they are ready to listen to it. They say, "you've got to be a musician to understand jazz." People kind of put themselves down and feel that they are not able or developed enough to be able to related to it but I think they're finding out that there is a music that is developing there. They're developing and so is the music at the same time. I think the reason we're in this position now is because some musicians, including myself, have taken the time and energy to find a way, to learn something from the music of the people. I would have to say that pop music comes from the people. It's more people music. How can I qualify that? Not that jazz isn't. Jazz is sort of the avant-garde of that expression. But the kind of music that everyone can relate to is pop music. Not necessarily because of economic reasons either although that's something you're aware of.

Lynner: *How do you mean economic?*

Hancock: Remember, jazz wasn't a money maker. Extremely talented people playing jazz weren't making any money. Making very little. I was able to make ends meet. I'm sure Chick was able to make ends meet and Weather Report, or the guys in Weather Report, before they were a band. They could make ends meet. They weren't starving. But it wasn't a monetary thing that swayed us. I think each of us . . . I can only speak for myself but I have a feeling that each of us feels a more humanitarian spirit and more interested in people in general and not a particular taste of people. Not just our jazz audience but people in general. So the character of our music changed and we found out that it worked. People liked it. We could tell because they started dancing; they started buying records. I also have to say that pop music was changing at the same time. That is, having more substance to it too. You can tell by the musical change in Stevie Wonder or Earth, Wind and Fire. Even groups like Grand Central Station, this complexity of the rhythms and rhythmic orchestration and the way the tunes are organized, all these are advancements in their music. Marvin Gay's music, for example. Those are the ones that I know about. We could also talk about Joni Mitchell's music. There are a lot of different groups that have a brand of people they already have to the point where they can hear more.

Lynner: *Where do you think it may all end up. Do you think there's any chance that the musical definition between pop and jazz is breaking down because they're learning to*

HANCOCK

live together. Do you think it will be useless at some point to make those distinctions?

Hancock: In many ways yes, because we're borrowing from each other and developing the result of that. In many ways, the grey area between the two is even greyer. Now, we still have the really far out groups and you can't put them all in one category and say that the whole of jazz is moving toward rock. You can only say that jazz is expanding itself so that the areas are becoming less defined, less definitely jazz or definitely rock. I think in the future, that the music of this area we're talking about that grew primarily out of the jazz tradition is going to use more elements from the jazz tradition. I think that the music that grew out of rock tradition is going to use more elements from jazz tradition.

Lynner: *So you think that they will be both borrowing a lot from the jazz tradition?*

Hancock: Yeah, I think so. That's what's left to do. At the same time, there's other things coming up. Synthesizers came up; there will be other things coming up to change the sound of the music or the rhythm or the character one way or another.

Lynner: *What do you think of the word fusion and the way it's used these days?*

Hancock: I haven't heard anything I like. Except the word music; that doesn't sound so bad. The only problem with the word jazz is that it doesn't tell you too much; doesn't give you any distinctions between the different areas of jazz but it draws a distinction between the total area and rock. It gets a little confusing. I've used the word fusion music; it sounds funny. I have a funny thing about labels sometimes. Although I'm not the kind of person to say "I hate labels, no good, no use." Labels are valuable at times, they really cut a lot of corners. I think they cause a lot of problems too. So I'm content with sometimes using the word jazz in quotes or what sometimes people call fusion music. You know what they call our music? I read it described as sophistifunk. I'm trying to work on something that includes a lot of things. I hate to use the word universal because what the hell does that mean. Anybody wants to do that. But something that has a lot of different areas in it is what I like. Weather Report is doing it their way. Chick Corea his way. And up to this point, I haven't really been doing that. I've been a student of funk for the past few years. I've been really trying to learn about that aspect. Now I can gather in a few other things. There are a lot of things I haven't really explored. Haven't explored the theatrical side of things, visuals. I have lighting now. Sometimes we have a couple things we do on the stage, just surface things, but I haven't really gotten into it. I want to find out about that too.

Lynner: *How important do you think the theatrics are as far as putting energy into a performance?*

Hancock: It's something I want to try out; to find out. —



Good news from EML
SPECIAL PRICES
Get more for your money. For a limited time we've reduced our prices on the board.
POLY-BOX
Now add 26 additional pitch sources and a unique polyphonic capability to your synthesizer. Adapts to most synthesizers.
KITS FOR SYSTEM DESIGNERS
Do it your way. Design a system that fulfills your own creative requirements. Complete instructions for special applications available.

Write or call today. **NOW CALL TOLL FREE 1-800-243-7270**

EML electronic music laboratories, inc. makers of ElectroComp Synthesizers
P.O. Box H, Vernon, CT 06066 • (203) 875-0751

BOW YOUR GUITAR

with The First Electronic Bow For The Guitar — the **E-Bow**

Tired of the same old show? Picture what a violin bow does for the violin . . . the range of sounds, the dynamics, the life the bow gives the violin. Imagine what you could do with a device that would bow your guitar string electronically . . . the Energy Bow.

Hand held, the E Bow is swept over the string to control harmonics and envelopes, allowing the guitarist to shape the sounds of violin, flute, cello, oboe, horn, synthesizer, and reverse tape effect. Total control of attack, sustain and decay at any volume.

Not a pedal or plug in . . . the E Bow is battery powered, completely self-contained. No hook up. Emitting an intense magnetic field, the E Bow operates directly on the guitar string NOT ON THE SIGNAL FROM THE PICKUP. You owe yourself, your music, and that lonely old axe of yours the chance to come alive. EXPLORE A WHOLE NEW DIMENSION. INFINITE SUSTAIN and so much more!!! Get to your music store for a live or taped demo. NOW.

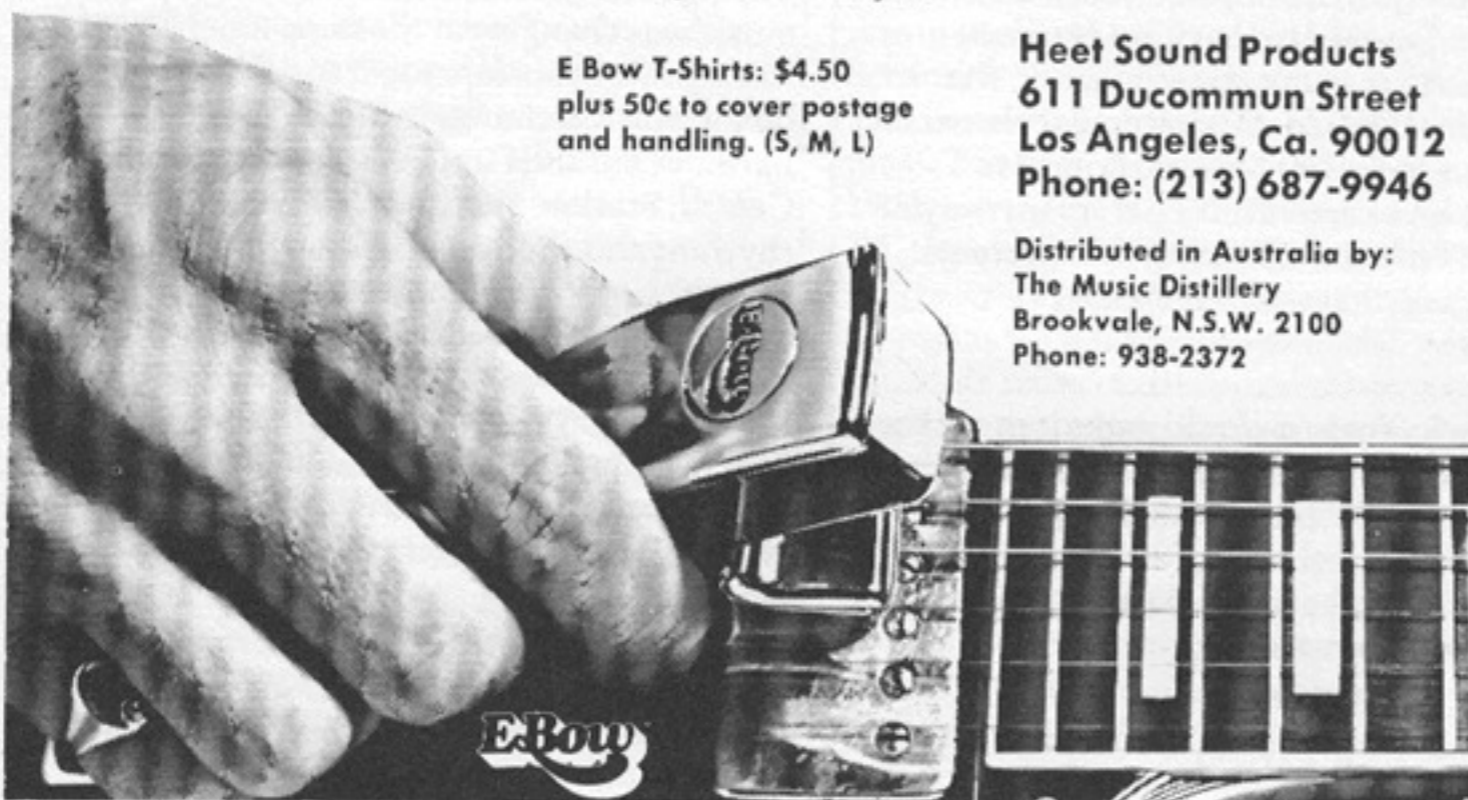
SPECIAL OFFER — HEAR THE REMARKABLE E BOW

For Demo cassette send \$1.00 U.S. to cover postage and handling to:

E Bow T-Shirts: \$4.50
plus 50c to cover postage
and handling. (S, M, L)


Heet Sound Products
611 Ducommun Street
Los Angeles, Ca. 90012
Phone: (213) 687-9946

Distributed in Australia by:
The Music Distillery
Brookvale, N.S.W. 2100
Phone: 938-2372



MOOG

interview with bob



PHOTOGRAPHS BY EVE KESSLER

This interview traces the history and current projects of the man whose name is associated with synthesizers more than any other. It is, of course, Robert Moog. In recent years, Moog had widened his engineering horizons. As the director of Research for the Electronic Products Group of Norlin Music, Moog's responsibilities include synthesizers and much more.

by Carter Thomas

Carter Thomas: How did you first become interested in the possibilities of electronic music?

Robert Moog: I'll give you the chronology. I didn't know anything about electronic music. I went to Columbia for a couple of years and studied undergraduate engineering there, and I knew very, very vaguely that there was some guy by the name of Ussa-

chevsky who was doing something really funky in a cellar somewhere. At that time the Columbia/Princeton concerts were generally open only by invitation and I was just an engineering student. I was making theremins to raise a little bit of money to support my family; Shirley had just given birth to our oldest daughter. A couple of years after I began making theremins in my postgraduate life I was invited by our New York distributor, Walter Sear, to participate

in an exhibit at the New York State School of Music Association Convention. Well, anyhow, one Herbert Deutsch came by the exhibit; he started talking about the theremin. He said he used a theremin for sightseeing and bla-bla-bla, and this and that and did I know anything about electronic music because he was into electronic music. I said, "Sure, I know all about that." So he said, "How would you like to come to a concert of mine?" He was

MOOG

putting on a concert at Jason Seley's studio. Jason is now director of the art department at Cornell. At that time he was one of Herb's cohorts at Hofstra. Well, it was a very exciting concert. It was a mixed media thing; at least mixed aural media, with instrumentalist, vocalist, electronic tape, and a percussionist playing on Jason's sculptures and the whole thing worked artistically. It was just a gas for me and as a result I became enthusiastic about what Herb was doing and invited him up just to pay a visit. It was nothing premeditated or with commercial designs. Herb came up with his family and stayed at one of the cabins in Taughannock Falls. He brought his tape recorder and I had designed some little circuits. Out of those couple of weeks came some of the very basic ideas for the synthesizer. By the time he left we had a couple of voltage control oscillators, a couple of voltage control amplifiers, keyboard controller with glide, and he'd done a couple pieces of music, which still are fairly attractive pieces. He came up again in the late summer. He and I got in the car and drove around Lake Erie to Toronto and visited Myron Schaeffer, who was then head of the electronic music studio at the University of Toronto. Schaeffer was the first person who was part of the establishment at that time to get all excited. I don't remember exactly what frame of mind Herb and I were in. We never thought in terms of selling this or anything. It was just interesting to do. Then a very nice lady by the name of Jacqueline Harvey who runs the exhibits for the audio engineering society convention called me up one day. I didn't know who she was and she said, "Say, we hear that you people up there are doing some interesting things. CBS had a booth here but they just called me up and told me that they won't be able to exhibit anything so we have a booth. How would you like to have a booth for nothing?" That was the proverbial offer you couldn't refuse, so I came into New York City.

Synapse: *What year was this?*

Robert: 1964. I had this little handmade thing with paper labels on it and two oscillators and amplifiers. The panels were constructed from sheet aluminum that I got out of the student shop at Cornell and sprayed with the paint. And there I stood. On one side of me was Ampex and on the other side of me was Electro Voice and JBL. It was fantastic. I'd never seen anything like it in my life. These incredible professional audio exhibits. I was sort of disoriented. The first big thing that happened is Aliin Nikolais rushes in. He said, "Say, Jim Searoy just told me to come down and see what you have here. What do you have here?" I showed

him and he said, "Okay, I'll take it," or something to that effect. That was it. All of a sudden we were in business. The next day or so a gentleman by the name of Eric Siday came by. Do you know that name?

Synapse: *No.*

Robert: Eric Siday, who died recently, was a commercial composer and he's done some of the really big sound logos: CBS 5 Seconds, The American Express, and Maxwell perking coffee pot. He was Mr. Big in commercial sound logos at the time. In fact, he was single-handedly establishing sound logos as an advertising gestalt. Anyhow, he came by and says, "okay, my technician and I will come up and visit you." And sure enough a couple of weeks after I got back, up they came and that was our second order. He ordered what was then an incredibly big system. That's how we got started. I guess Lejaren Hiller also came by and ordered a couple of things that were delivered to the University of Illinois. That was the first bonafide institutional purchase.

Synapse: *So this all happened like between '62 and . . .*

Robert: January 3, 1964 was Herb Deutsch concert and June sometime, 1964 is when he and I worked together.

"I was an engineering student, period."

Synapse: *Was this the first voltage controlled studio that existed?*

Robert: Well, I think so.

Synapse: *Was Buchla doing something on the West Coast then?*

Robert: I don't know when Buchla started. Buchla has claimed . . . I've seen it claimed in other articles that he began before I did. But I'm not sure that he knows when I began. Herb Deutsch and I began working June 1964. That's when we began and for a couple of months before that I was thinking about it but I'd never actually worked with a musician until Herb came up in June of '64. I didn't know anything about electronic music. Everything that Herb did, his whole aesthetic, was new to me.

Synapse: *Do you have any musical training?*

Robert: Yeah, but I wasn't part of the hip avant-garde scene at that time. I just wasn't. I was an engineering student, period. Engineering students 20 years ago were not like they are now. Engineers had a reputation of not reading anything and not listening to anything. Now there are thousands of engineers who are interested in electronic music and other thousands who are interested in video.

Synapse: *How does this progress into what is now the Moog Synthesizer?*

Robert: At first it was a small group of academic composers who showed an

interest. Myron Schaeffer was the first; Ussachevsky placed the first order for envelope generators and envelope followers. It was his specifications that gave rise to what you find on every \$500 synthesizer. It was Vladimir Ussachevsky in 1965 with the ADSR business. It's not mine, it's not ARP's, it's not Buchla's,—it's Ussachevsky's. Gustav Diamaga, who succeeded Myron Schaeffer, ordered the first voltage control filter; a young protégé of Ussachevsky's by the name of Walter Carlos ordered the first fixed filter bank and after a while I guess we had maybe six or eight institutions using our stuff plus Eric Siday, plus Aliin Nikolais and just a couple of other private people.

Synapse: *So the early Moog was a very custom system?*

Robert: You could have anything you wanted. It took us a couple of years to get the circuitry onto printed circuit patterns. We actually hand-wired them on victor board; pin by pin and wire by wire. Then the next stage, talking about a year or two down the road now, the same Walter Sear who sold my Theremins, being a consummate professional musician in New York City and a businessman to boot, saw an opportunity for the system among advertising agencies. Sear did a very thorough job of promoting the use of the synthesizer and making sound logos and music for commercials so it very quickly came to be that the music you heard coming out of the radio and TV, the commercial music and the soundtracks of commercials had synthesizers in them. People began to hear them, not realizing what they were. Then we met Paul Beaver who had a very active business renting musical instruments on the coast and in addition to that was a successful studio musician and a dabbler in electronic musical instruments. He began selling our stuff to the studio musicians. This is 1967 now. I could show you the first LP using a Moog Synthesizer. It's one of the funniest things you'll ever want to hear. That was 1967.

Synapse: *Which album was that?*

Robert: It's called, "Zodiac Cosmic Sounds."

Synapse: *Paul Beaver had a large studio then in L.A. with your equipment, didn't he?*

Robert: Yeah, well he built up a studio. The first time he exhibited in L.A. was at an AES Convention in 1967. That was at Paul's invitation. That was the first time anybody exhibited anything like this at an AES Convention and the first time there was an electronic music session at an AES Convention. People don't realize how fast this has come but in 1967, Los Angeles didn't know from synthesizers, period. Now it's sort of a focus. Paul got an incredible number of musicians interested in systems. Once in a while we fell behind. We just couldn't make them fast enough.

Synapse: *Was this before the Minimoog?*

Robert: Yeah, several years away from the Minimoog. Meantime Walter Carlos is in this one room apartment working away with


his own 8 track made out of surplus Ampex parts, his own 2 channel 8 input mixer, assembled components that we made for him and out came "Switched On Bach." Nobody knew what the hell was in store for him. They had all they could do to sell the completed master to Columbia for something like \$5,000 up front.

Synapse: Did they sell the album outright?

Robert: No, but they only got \$5,000 or less up front. At that time there was sort of a surge of activity among the avant-garde musicians in the commercial music world. Do you know David Behrman?

Synapse: Yes.

Robert: David Behrman was a producer at Columbia at that time and he got David Tudor to do an album and he got Alvin Lucier to do an album and the powers that be at Columbia figured "Switched On Bach" fit right in. It took off to become, as you know, a hit record. The biggest classical seller of all times. You might say that it didn't hurt "Switched On Bach" that they used, the vocabulary that they used for it had already been developed on commercials and on various LP's around. People were used to hearing those sounds, subliminally at least. Then "Switched On Bach" came and bang! Ten thousand dollars a week, \$20,000 a week. Columbia didn't know what hit them. Then the guys with the cigars and the shiny shoes in New York City decided that this was the gimmick of 1969. If you could have a synthesizer record . . . The money machine, that's what they used to call it. Then the Moog records of 1969 came out and they were pissed . . . oh! You know, you can't find them now. They went up and they died. It was like an overactive yeast culture. They all choked themselves to death and everybody figured the gimmick had gone sour. Then there was the recession and all the sudden we weren't behind in our orders. In fact, we were behind in our payments and then we were bought out. At the height of all this, in 1969, we were invited to put on a concert in the Museum of Modern Art's "Jazz in the Garden" series. In order to celebrate this auspicious event, we built three or four performance oriented synthesizers and when I say, "built" I mean we finished two hours ahead of the concert. The garden of the Museum of Modern Art was filled up, shoulder to shoulder with 4,000 people—by far the biggest crowd they ever had. Herb Deutsch got together a few musicians and a fellow we'd gotten to know, Chris Swanson, and that was the evening. Afterwards, we tried to sell those synthesizers. They were set up with pre-set boxes to make fast changes possible. One of 'em went overseas to our London distributor who then sold it to Keith Emerson. Keith Emerson at that time had just left the Nice and was performing with Emerson, Lake and Palmer and they were at work on their first album. They incorporated the synthesizer in the last couple of tracks. I credit Keith Emerson, more than any other public performer, with really introducing the



EVE KESSLER

synthesizer as a performance instrument in rock 'n roll. So with the demand that Emerson was beginning to stir up, and other performing musicians expressed, we designed a Minimoog. It was at an AES Convention in 1971, in New York City, that ARP introduced the 2600 and that we introduced the Minimoog. We were both working the night before in our own hotel rooms getting these systems finished.

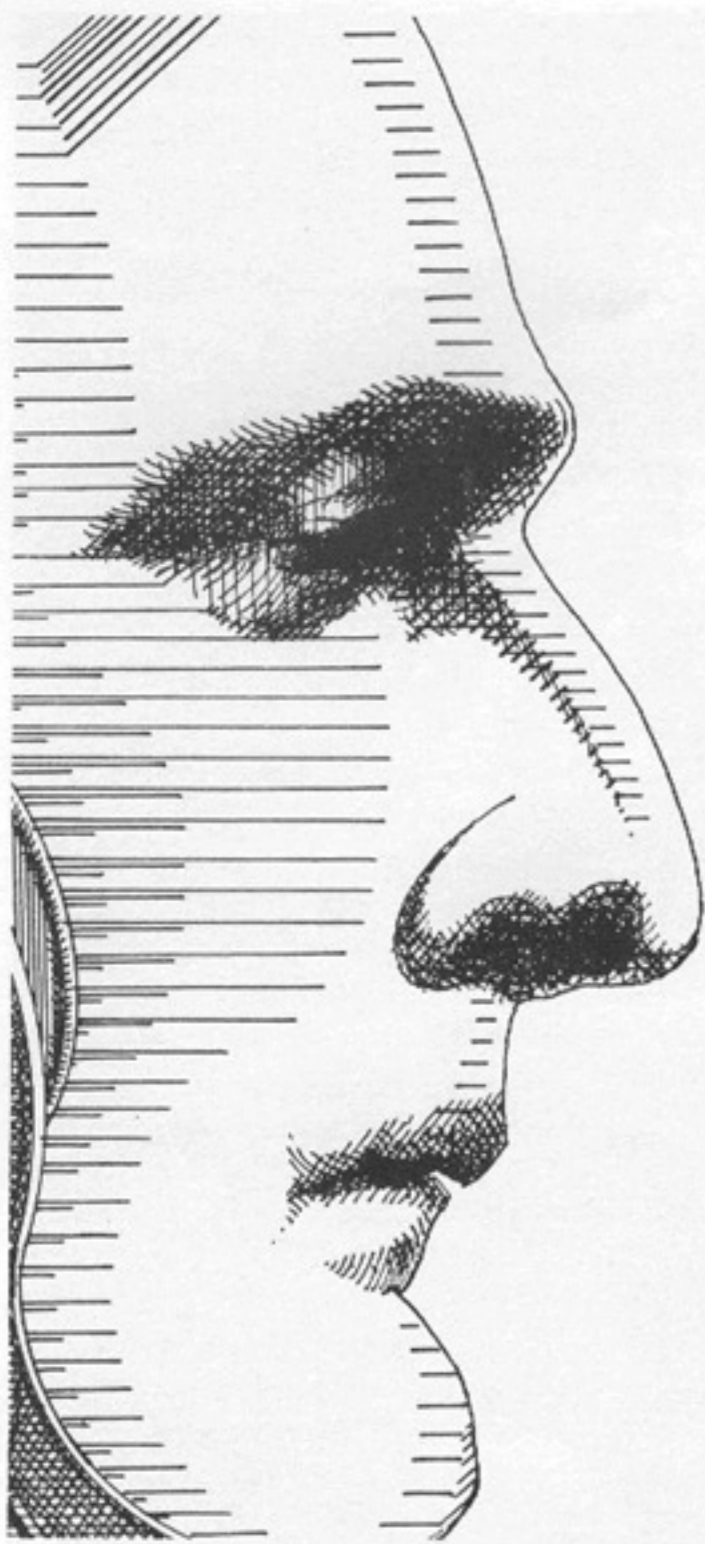
Synapse: You just introduced the Polymoog to the market. Can you explain a little bit about the Polymoog and how it works and where you think it's going? Are you doing the total design now?

Robert: No, there are quite a few of us in engineering. In fact, strictly speaking, I'm not even in the engineering department. I'm Director of Research for the electronic products group of Norlin Music. That includes not only synthesizers but a whole

radius of devices, in fact, we just completed a very interesting project of putting some electronics in a new Gibson guitar, which is also part of our company.

Synapse: I'd like to hear about both of these things. Let's start with the Polymoog and then go on.

Robert: Let me point out a difference between monophonic synthesizers and polyphonic or chord playing synthesizers. A monophonic synthesizer offers a great deal of versatility off of one of two voices. You have all you can do with your hands to shape that one voice. It's like a solo instrument. The polyphonic synthesizer on the other hand enables your fingers to control which notes you play, how hard and when you play them. Therefore your hands are less engaged in actually shaping the sounds. The instrument itself shapes the sounds. They are really two different



approaches to playing. Okay, why is a Polymoog a synthesizer and why is it polyphonic. It's polyphonic because you can play any or all of the keys at once. You can play all of the keys on a Minimoog at once too but only the lowest one will sound. On a Polymoog, all of them will sound. Each key actually turns on a very special miniature synthesizer where most of the circuitry is on a custom integrated circuit that we've designed and tooled. The Polymoog, I might mention, was developed by Dr. Dave Luze who's the Director of Engineering out at the Moog Factory. He's the one who designed what we call a polyphonic chip. What does this chip do? When you press a key the chip shapes the waveform, filters the sound, determines its loudness, and also has two contour generators that create changes in the filtering, the waveshape and the loudness as the tone progresses from beginning to end. This differentiates the Polymoog from most other polyphonic instruments in that you can get a great deal of motion in each individual note; each individual note is articulated separately. There is something that confuses people sometimes, but I'll try to explain it. The Polymoog, even though it's polyphonic, is a two oscillator instrument. Each note has its own two tones. What happens is that there are two oscillators in the instrument and all the tones that are derived from these two oscillators are divided by top octave division. If I set

the two master oscillators a fourth apart, each key will produce two tones a fourth apart. They can be any interval apart at all. They can be an octave, they can be almost in unison, exactly in unison, anything at all. So that further enriches the sound and now by pressing one note you can produce two pitches. Another thing that's unique is the touch sensitive keyboard. The harder you press, the louder and the brighter the sound gets, and you can vary the amount of this touch sensitivity. For instance, you can set it so that just the beginning transient of the sound gets loud to give it a punch effect when you hit the keyboard hard. Another thing that's particularly synthesizer-like about the Polymoog is that there is a hierarchy of control means. At the very top of the hierarchy there are eight factory presets. You push a button that says piano and all the variables that define that piano sound are turned on. Then one step down there are whole groups of parameters that can be set up on sections of the control panel ahead of time, and called into play just by pushing one button.

Synapse: *So you can modify any of the sounds that you pre-set?*

Robert: That's right. You can call up a preset and then you can take a whole area of it such as the dynamic responses or the filtering and vary just that part of it. The lowest level in the hierarchy is in making the entire instrument variable, not using any of the presets at all, but using all of the controls over all of the parameters.

Synapse: *Do you think polyphonic systems are one of the most important issues now in the design of synthesizers?*

Robert: I think that for the next couple of years they'll be coming into something very important. Except for the Polymoog, as far as I know, there are no true fully polyphonic synthesizers on the market. There are instruments like the Oberheim which you might call multi-phonic or limited polyphonic because it can produce four or eight tones at a time.

Synapse: *What other design projects are you working on?*

Robert: We just concluded the design of a new line of guitar amplifiers. People think of guitar amplifiers as gross and very simple. Well, they're not at all. To make a guitar amplifier that's loud, rugged, cheap, and sounds good, is a fairly sophisticated business. And frankly, Gibson amplifiers have had a reputation for being, shall we say, lacking luster, for a good many years now and we believe that this new series of amplifiers is an abrupt change in the quality of their product line. Another thing we did is design a really first rate synthesizer/amplifier. This is the deluxe amplifier/speaker system. It has two 200-watt output channels, four input channels each with parametric equalizers, a fast distortion pre-compressor and a very efficient wide-range speaker system. As far as I know, there are almost no sound systems, especially for synthesizers and other wide

spectrum keyboard instruments. As I mentioned before, we've designed the electronics for a Gibson guitar. Right now they're called the RD77. Traditional electric guitar design is a series of compromises. Musicians like a lot of output. They like a guitar to be hot but the way you get a hot guitar is by putting a lot of turns on the pick-up, and the more turns you put on, the less high frequency response you get. All the tone controls in a guitar can do is cut out the high frequency. There's no way for them to boost the high frequency. So this guitar will have in it a very high quality amplifier and tone control circuit that enables us to use pick-ups with a few number of turns that will get all the high frequencies out and it will have tone controls that boost as well as cut the high frequencies and the low frequencies and operates without noise and without distortion. And we're also experimenting with a type of circuitry built into the guitar that compresses the output of one pick-up and expands the output of another pick-up, which, when you mix them enables you to articulate in a radically different way from standard guitars. When you play softly all you hear is one pickup. When you play it louder the other pick-up comes in and gives you exaggerated punch. Oh, and then we're introducing a line of so-called "keyboard modifier instruments." You know, a Maestro box for guitars? That's one thing. It's designed for a guitar signal to go in and go out but keyboard instruments place much greater demands on sound modifiers. If you want a phase shifter to act on a keyboard signal with a wide spectrum, it has to be very distortion free and have a wide frequency range. So we're designing a line with a phase shifter, a graphic equalizer, a parametric equalizer, a voltage control filter, and a flanger.

Synapse: *I remember a story you once told about the Moog synthesizer receiving a standing ovation when it was brought on stage at an Emerson Lake and Palmer concert. Do you remember it?*

Robert: Oh, yeah. Yeah. I think that sort of thing was more important a few years ago and that's what might have given rise to the keyboardist piling up the huge mounds of keyboards. But when Keith Emerson first took a synthesizer out, it was a completely intractable model, you know, and there was all this violence in association with it. I remember one performance, I guess he did at Rich Stadium for an outdoor concert, and he was fighting with the machine on stage. He'd throw himself back and get on the floor and then at the end he had the sequencer going with this riff, and it's going faster and faster and the lights are on the machine only. The musician steps back and bam, a big explosion goes off and inevitably people go crazy when that happens. I think people saw it as a fight acted out between the ultimate human being, the musician, and the ultimate machine, the synthesizer. ~^~^~

LEARNING VOLTAGE CONTROL

by Alex Cima

Synthesizers are of interest to students of varied persuasions, some become familiar with synthesizers and electronic music techniques through classes offered by music departments at universities, colleges and high schools, alternatives in the way of commercial studios and inexpensive studios shared by the public (such as Public Access Synthesizer Studio, charging \$3.00/hour to play with Buchla, EML, and Serge equipment). Since it is such a personal event, the interplay of teacher/student may differ from one place to another, and the wise student will research his options before selecting a college or alternative instruction.

At some schools electronic music classes attract the attention of a few, however in most cases studio time is available a limited number of hours per week, thus the use of the studio is often inversely related to the size of enrollment . . . all the equipment must be shared by faculty and student alike. Some schools offer only "survey" courses dealing with historical events and names, record playing, and little if any time on the equipment. As always, the best studio is one's own.

One of the main problems involves the actual facilities available for study, these may range from a simple minimoog/cassette studio to outstanding environments costing six figures and including fancy digital hardware. Most university studios probably have some sort of modular instruments and 2 or 3 tape recorders . . . an adequate studio represents an investment of thousands.

Students are faced with the particular biases and elitist fantasies of the institution they attend. In some cases the faculty members are only interested in further elaborations of earlier European tape studio techniques, and in other cases professors are not proficient in synthesizer voltage control techniques. Further, political bullshit is often rampant between electronic music faculty and others in the department, much to the detriment of all concerned. In almost all cases the use of synthesizers or electronic music methods in rock and roll or jazz is profoundly shunned.

Many people interested in synthesizers do not attend a university, they are practicing or aspiring musicians, or producers, songwriters, arrangers, who: a(are curious about how synthesizers may integrate in their present musical activities, b(are interested in

keeping up on the latest musical developments; c) want to learn before buying an instrument. Frankly, they may lack interest or awareness concerning the more esoteric sounds in electronic music since their application almost always would be within the context of traditional pop tonality.

A thorough synthesizer curriculum, without prerequisites, and for any stylistic applications could include the following topics and texts:

1) The relation between physical (vibrating object in elastic medium) and psychological (sound sensation, hearing) phenomena. Particularly conceptualized as an electrical signal being processed by a variety of electronic components subject to thermal noise and the like. Anatomy and Physiology of Hearing.

Suggested text: Roederer, Juan. *Introduction to the Physics and Psychophysics of Music*. 1973. New York: Springer-Verlag (125 5th Ave. 10010)

2) Developing a thorough understanding and facility in recording, playback, editing, and casual maintenance of tape decks. Appreciation for the techniques, developments, and ideas in "classical" tape studio, Concrete Music.

Suggested texts: Appleton, J., and Perera, R. *The Development and Practice of Electronic Music*. 1975. Prentice Hall (Bx 500 Englewood Cliffs 07632)

Ruscol, Herbert. *The Liberation of Sound*. 1972. Prentice Hall.

Runstein, Robert. *Modern Recording Technique*. 1974. Indiana: H.W. Sams (Indianapolis 46268)

3) Then, an introduction to a modular synthesizer explaining the function(s) and musical applications of its various components. Naturally, instruments differ in both substantive and subtle matters, so what is available for study depends on budget and administrative choice.

By whatever means, students should be made cognizant of: complex wave form generation, the importance of overtone content in timbral manipulations, subtractive and additive synthesis, that the keyboard voltage and trigger are just another controller, the stacking and mixing of audio and control voltages. The right course content should leave the student with adequate means to generate traditional orchestral instruments as well as new "instruments". More suggested topics:

a) VCO's, VCF's, VCA's, noise generators, keyboard voltage/gate, positive and negative

triggers, "ON/ONE SHOT" triggers, envelope generators. (Even presets have most of these facilities).

b) Amplitude, frequency, and ring modulation. Particularly the different effects of modulation in the subaudio and audio ranges. Using DC voltages with ring modulators. Processing external sound sources. (Presets incline to provide only frequency modulation, usually by a low frequency triangle wave, some presets have ring modulation, some amplitude modulation).

c) The uses (and abuses) of reverberation (hopefully voltage controlled), and repetition echo (with variable rate and feedback), phase shifters and flangers, analog and digital sequencers, sample and hold.

d) Voltage processing and mixing: inverting DC and AC sources, effects of periodicity and frequency of control waveform. Some modules control gain at input, some at the output.

e) Manual and voltage controlled location panning.

f) The variety of controller interfaces: EVI, sax, pitch-to-voltage or "slave drivers", joysticks, ribbon, drum. . . .

g) Click track, tuning tones, and other techniques facilitating multitracking.

h) The contents of a contemporary professional recording studio: noise gates/reduction, 27 band EQ, digital delay/harmonizer, computer mix, ad infinitum.

From this point on and if the facilities are available, students should become familiar with digital programming techniques, perhaps supplementing their music class with another department's offering in FORTRAN, BASIC, and such similar languages. ~~~~

Suggested text: Wells, T., and Vogel, F. *The Technique of Electronic Music*. 1974. Austin: University (Bx 7756 Austin 78712).

Dr. Philip Springer

Instructor, Electronic Music, UCLA Extension
Author of "Switched On Synthesizer"
is offering private instruction in

Electronic Music Composition

Private lab use included
Moog, Arp, EMS and Serge systems
Partial scholarships for qualified students

for information please call
(213) 454-5274

a closer look at..... DIGITAL DRONEZILLA

by Philip Loarie

Digital Dronezilla is an electronic device that I designed to achieve a precisely tuned four-voiced drone with programmability. Basically, the circuit consists of a reference frequency which is fed into four different digital multipliers. In turn each multiplier has four binary load inputs. Depending on whether these inputs are high (connected to the positive voltage supply) or low (connected to ground) will determine which of sixteen possible multiples the reference frequency will go to (see figure 'A'). This circuit utilizes a digital multiplier that composer David Behrman showed me. David uses this multiplier together with digital dividers to derive intervals of the 'just' intonation system in his collaborative piece with Bob Watts and Bob Diamond, *Cloud Music*.

With modern digital circuits precise tuning is no longer a dream, with a single reference tone thousands of frequencies can be derived accurately. This technique is used in 'state of the art' Citizens Band Radios in which digital frequency synthesizers with one crystal replace what used to take 23 or more crystals, saving both material and labor costs. However, one cannot get ratios as found in the

Truth Table for Programming One Voice of Digital Dronezilla

binary load inputs on 8281	decimal equivalent	actual multiplier in the phase locked loop configuration	output frequency in cycles per sec.	intervalic name
1111	15	1	440	fundamental
1110	14	2	880	octave
1101	13	3	1320	octave + P5th
1100	12	4	1760	2nd octave
1011	11	5	2200	2nd octave + M3rd
1010	10	6	2640	2nd octave + P5th
1001	9	7	3080	2nd octave + 7th
1000	8	8	3520	3rd octave
0111	7	9	3960	3rd octave + M2nd
0110	6	10	4400	3rd octave + M3rd
0101	5	11	4840	
0100	4	12	5280	3rd octave + P5th
0011	3	13	5720	
0010	2	14	6160	
0001	1	15	6600	3rd octave + 7th
0000	0	16	7040	4th octave

Given the reference frequency 440 cycles per second, 0=low=connected to ground
1=high=connected to +5 vdc

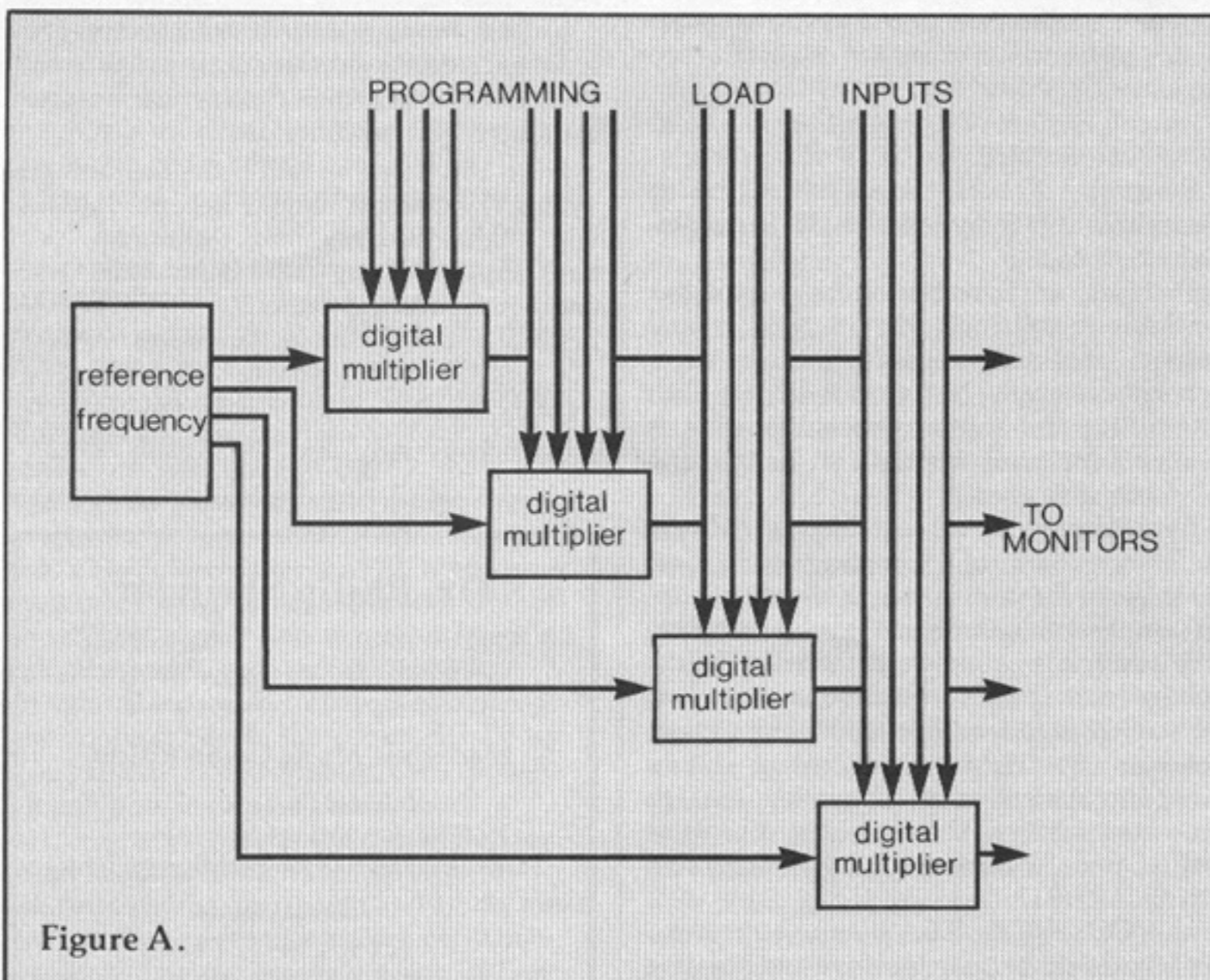


Figure A.

'just' intonation system with digital frequency synthesizers or digital dividers alone. It is necessary to incorporate both digital dividers and multipliers for ratio styled tunings. To date there is not a discrete device available on the market known as a digital multiplier as there are digital dividers and so what is described here is a circuit composed of several discrete devices to perform the function of a digital multiplier.

The digital multiplier in Digital Dronezilla is composed of a CMOS PLL (complimentary metal oxide semiconductor, phase-lock loop) notably the RCA CD4046 and a TTL (transistor transistor logic) programmable binary divider, National's 8281 (see figure 'B'). In this fashion the programmable divider is actually a programmable multiplier—as David Behrman says "the phase-lock loop is tricked into multiplying". If you are interested in finding out how the 'trick' works, consult the RCA COS/MOS Data Book under application note ICAN 6101. In the 1975 edition this appears on page 471.

When a new pitch is activated by changing the load inputs there are some interesting results such as pulse width modulation, phase shifting, and a glide or glissando from the last pitch assignment to the current pitch as-

signment. The time it takes for this change to stabilize is determined by the value of the capacitor connected near pin no. 9 on the CD4046 (refer to figure 'B'). Since I was interested in building a drone type of instrument, as the name Dronezilla implies, I found that using too large a capacitor (100 micro farads or more) introduces some other elements I found undesirable. One might call it noise but I would rather call it weirdness from outer space. For a more complete discussion of the phase-lock loop (RCA CD4046 or the Motorola MCI4046) see Don Lancaster's article *IC'S For Electronic Music*, Radio Electronics Magazine, February 1974, page 48.

The signal outputs (there are four, one for each voice) of Digital DroneZilla are square waves which are ideal for either electronic or acoustic filtering and phase shifting. In performance I have been feeding each output through an amplifier and then to a speaker mounted on one side of a plexi glass tube. Each tube is about 3" in diameter and they

and Bob were trying out different modalities, I was experimenting with different combinations of tones to drone along with; somewhat of an extension of North Indian Raga Music.

This circuit need not be used in the fashion I have proposed, for instance, instead of a drone device, this circuit could be easily adapted to become a melodic instrument simply by hooking the load inputs to a digital sequencer or small computer to command faster changes in pitch. One might go so far as to introduce more sophisticated divider circuits. Instead of the four bit capability of the 8281, one might substitute something on the order of a 16 bit device to derive 2^{16} or approximately 65,536 possible pitches. Furthermore an extra divider circuit at the output or the input stages of the multiplier would allow one to derive very accurate ratios in tuning—depending on how many bits the multiplier and divider sections have it is theoretically possible to construct Harry Partch's 43 tones to the octave scale electronically.

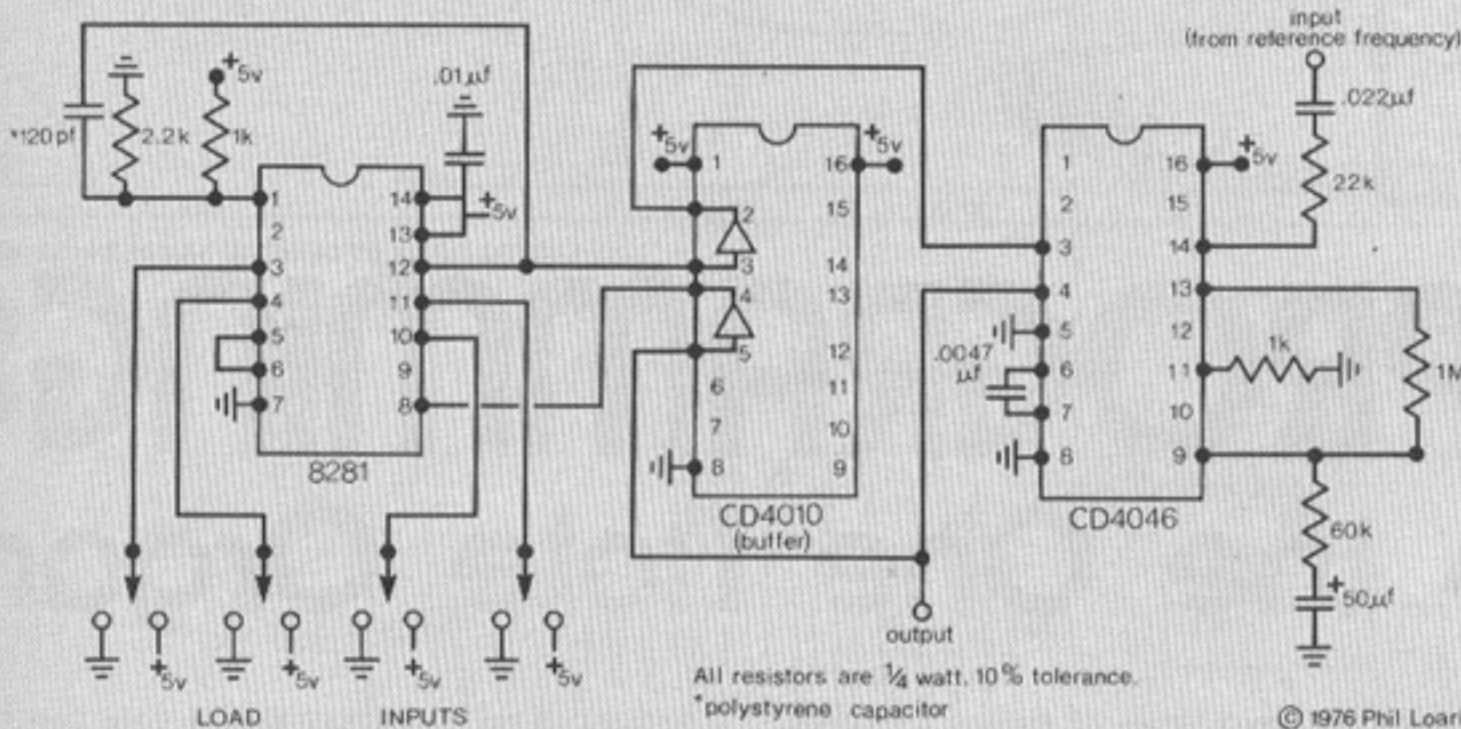


Figure B. Circuit schematic for the digital multiplier of one voice digital dronezilla.

range from 3' to 6' in length. They each add their own formant resonance to the drone. There is a performer for each tube who when given a cue begins to wave their tube to create doppler effects. I got the idea of using tubes from New York composer John Driscoll. Does this mean music is going down the tubes?

Basically, Digital Dronezilla functions in a performance situation like that of other traditional drone instruments, it provides a steady sonority for other musicians to 'sing' with. Recently composers Don Cardoza and Bob Davis have improvised on specially tuned clavinet and Hawaiian Guitar respectively with my drone machine. While Don

Digital Dronezilla is not a very hard circuit to assemble and its parts are not uncommon. It costs about \$6.00 a voice. Here are some helpful suggestions for construction. 1) use a well regulated 5 volt power supply. 2) make sure to put a decoupling disk capacitor near all TTL devices as shown in the schematic (figure 'B'). 3) use a grounded, small wattage soldering iron. 4) use Molex pins or IC (integrated circuit) sockets. 5) HAVE FUN! ~~~~

* 'Just' intonation, the adoption in performance of the 'natural' non-tempered scale. From *A New Dictionary of Music* by Arthur Jacobs. Penquin Books Ltd. © 1958

**Our Micro Computer
is waiting to talk to
Your SYNTHESIZER.**

**...at \$695 this could
be the start of some
thing BIG !**

**A TECHNOLOGICAL FIRST; AN 8-BIT
JIP-BASED SEQUENCER. UNLIMITED
EXPANDABILITY.**

THE Micro Technology SEQ-8



**WE ALSO OFFER PLANS, KITS, PARTS &
IDEAS FOR SERIOUS
ELECTRONIC MUSICIANS. WRITE !!**

NAME _____

STREET _____

CITY _____

STATE _____

ZIP _____

EMSA

is:

EMS Vocoder

EMS Spectron

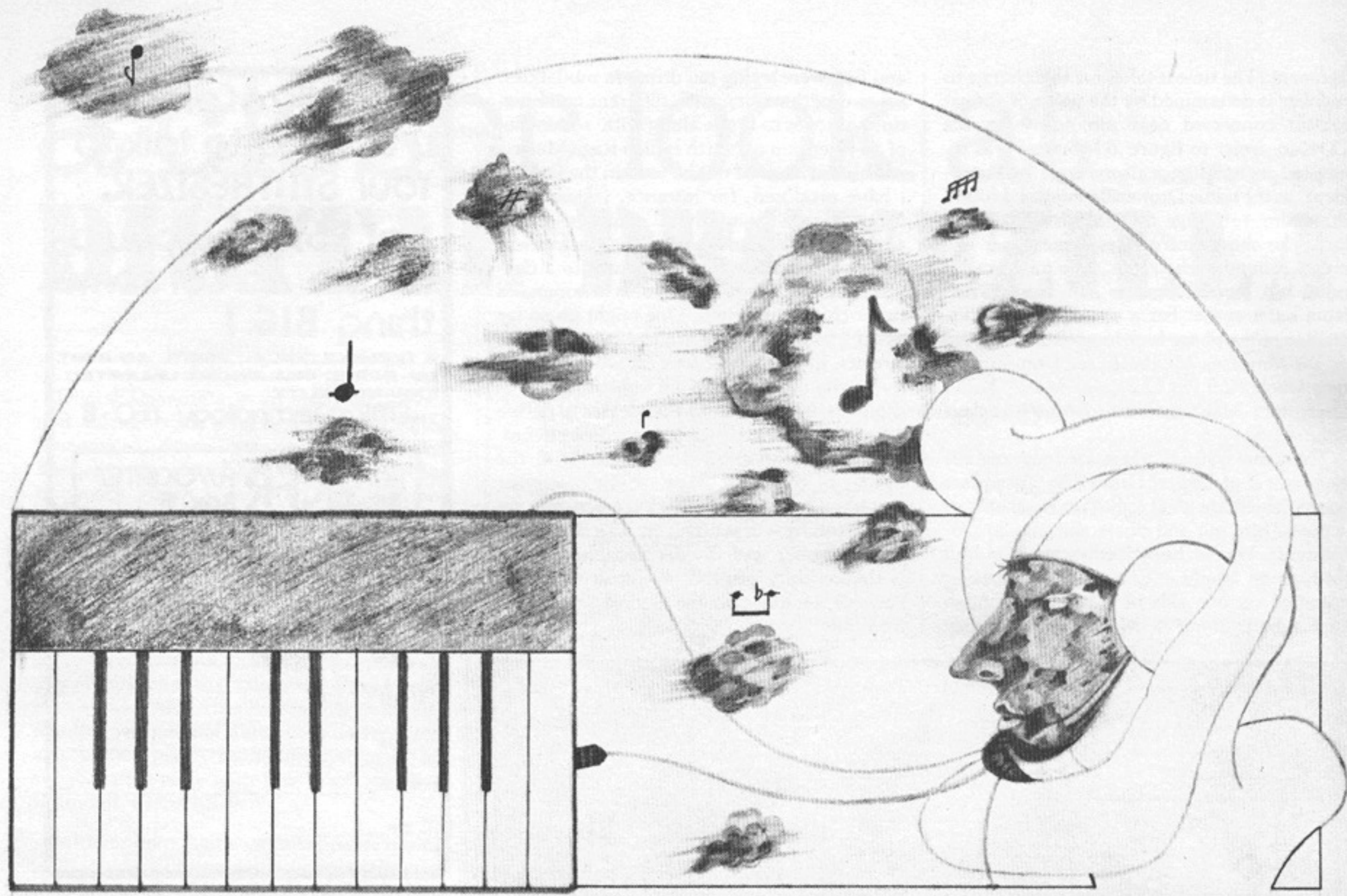
EMS Synthi

products

Moog, ARP and Oberheim

EMSA is:

**ELECTRONIC MUSIC STUDIOS OF AMERICA, INC.
269 LOCUST STREET, NORTHAMPTON, MA. 01060**



ILLUSTRATIONS BY GEORGE SANDERS (SANDO)

ANALOG PROGRAMMING: Alternatives to the One Note Organ

by Eric Valinsky

Small keyboard synthesizers such as the Minimoog are useful to the performing musician in that they make instantly available the most common electronic sounds. They are nevertheless limited in flexibility. The synthesizer is pre-programmed such that the depression of a key instigates an event (note) whose pitch and other parameters are controlled directly from the key. Thus, a synthesizer of this type is basically a keyboard instrument capable of producing only one event at a time—a One-Note Organ! Only large modular synthesizer systems allow what is called *analog programming*.

Analog programming is achieved through the production and routing of two classes of *programming voltages*, namely *DC control voltages* and *timing voltages*. The former are usually positive voltages, static or slowly varying, which are used to set the operating parameters of the synthesizer system (e.g. frequency of an oscillator, gain of an amplifier, etc.).

In addition, two types of timing voltages are generally available. A *trigger pulse*, or simply *trigger*, is a rapid rise then fall of voltage level used to initiate events or, as will be seen later, to change the state of the system. The second type of timing voltage is the *gate signal*, or *gate*, a rapid rise to a high voltage level which is sustained for a certain time period (the *on-time*), followed by a sharp drop in voltage to ground (0 volts). Gate signals are also used to initiate events, but will also impart duration to the event corresponding to the gate's on-time. Graphical representations of these programming voltages are shown in figure one.

Programming voltages are generated by numerous modules within the synthesizer system, including keyboards, sub-audio oscillators, and sequencers. An example of a *programming voltage generator* (PUG) which will be used later is the envelope follower. This module produces a dc control voltage output proportional to the amplitude of the audio signal input. In addition, if the input signal, hence dc voltage, exceeds a set

threshold level, a trigger and a gate can be produced. The gate is on as long as the threshold is exceeded. Thus the envelope follower produces timing as well as control voltages. The output behavior of the envelope follower is summarized graphically in figure two.

Many types and variations of programming voltage generators exist. In fact, each synthesizer system has unique methods of generating and utilizing programming voltages. It is therefore beyond the scope of this article to provide an overview of analog programming techniques. Instead, a few general programming techniques will be explored through a progression of examples. First, however, one additional programming concept will be explained.

An event is an undefined term in music, but it has at least three properties. The first is its character, which enables a listener to distinguish the event from another event, or from the continuum of non-events, another undefinable. Secondly, it has a starting time, and finally, a duration. A device or collec-

tion of modules which produces an event is called an *event generator*. (EG). It is with the interaction of event generators with each other and the outside world that analog programming is concerned.

What exactly constitutes a musical event is a point of disagreement among composers. However, the event generator concept is independent of event criteria. Thus, an event generator generates an event, no matter what is considered an event.

Examples of Analog Programming

Example One: Direct Programming

For the first example, we will return to the One-Note Organ, for which a possible configuration is given in figure three. As mentioned earlier, a single note (event) at a time is produced, whose pitch, timing and duration is controlled by the keyboard. The system structure consists of one event generator controlled by a keyboard and is depicted in figure four, a simple and straightforward configuration.

Note the blocks within the rectangle labeled "event generator." The amplifier stage represents the modules used to initiate and terminate the event, which could be a VCF or the on or off state of the power switch, as well as a conventional VCA controlled by an envelope generator as in the case of our poor inflexible synthesizer. Notice also, in this example, that certain modules are always on: the oscillator is perpetually oscillating, the filter is continually filtering. However, the event itself will only be on (i.e. heard) when the final amplifier stage is on. As will be seen later, we can obtain control signals from the continuously operating portion of the generator which are independent of the on-off state of the event.

Example Two: A Simple Program Loop

A sequencer can be used to generate a *program loop*, as shown in figure five. The sequencer is clocked slowly and provides triggers which initiate EG I and EG II when the corresponding sequencer stage is reached. The recurring cycle of events which results forms a simple, uncontrolled program loop. It is assumed in this and the following exam-

ples that the durations of the events are independent of the on-times of the corresponding sequencer stages. In addition, more than two event generators can be used, up to and including the number of sequencer stages.

Example Three: Controlling the Program Loop

In figure six, an envelope follower processes the continuous signal from each event generator. When the amplitude of the continuous signal from EG I exceeds the threshold level, a trigger is generated which starts the sequencer clock, thus initiating the loop. The loop is terminated by a trigger controlled by EG II, which stops the clock.

A second controlling technique is shown in figure seven, in which the trigger acts as an external clock advancing the sequencer to the next stage. Thus, the event generator controls the initiation time of its events. In effect, with the help of the envelope follower, the event generator itself is used as a PUG.

Example Four: Branching and Feedback

The use of the *branching* concept allows decisions to be made in realtime. Depending

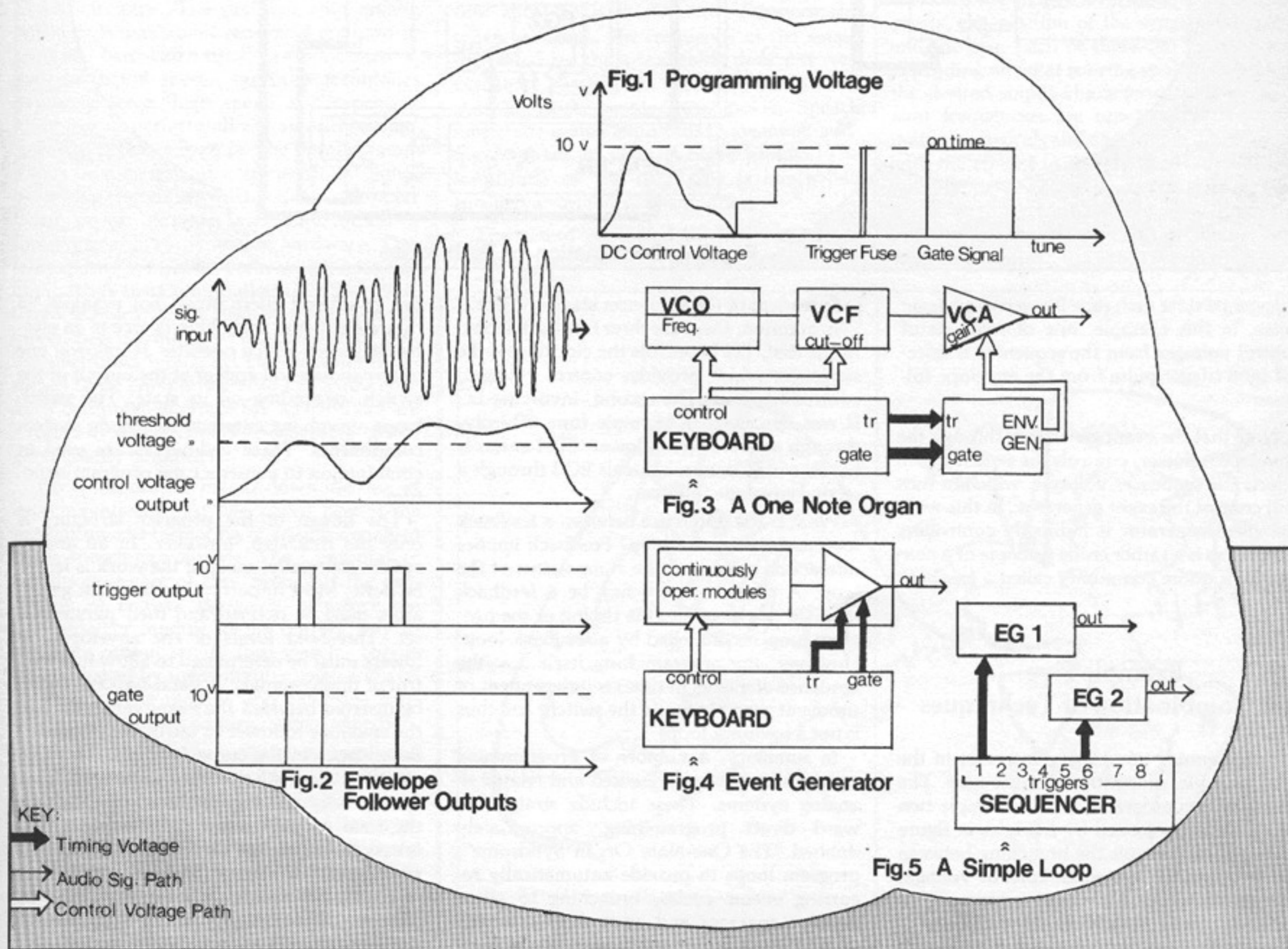


Fig. 6 Controlling the Program Loop

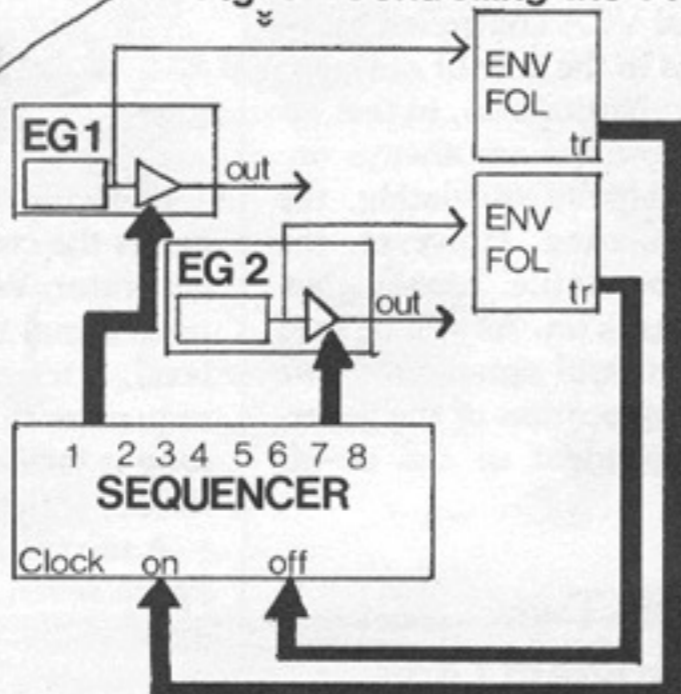


Fig. 7 Use of External Clock

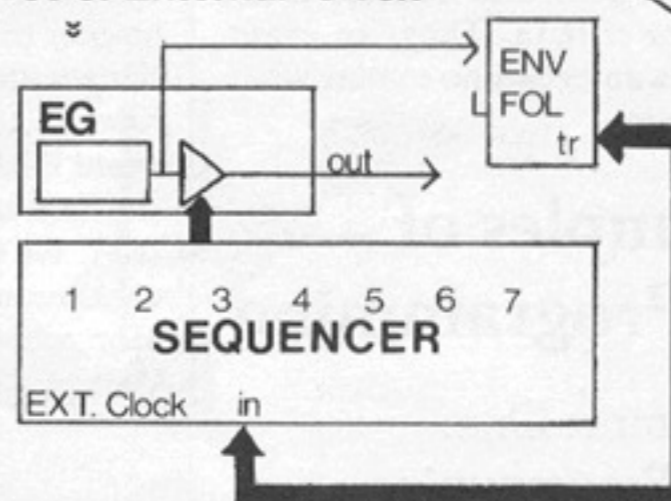


Fig. 8 Branching

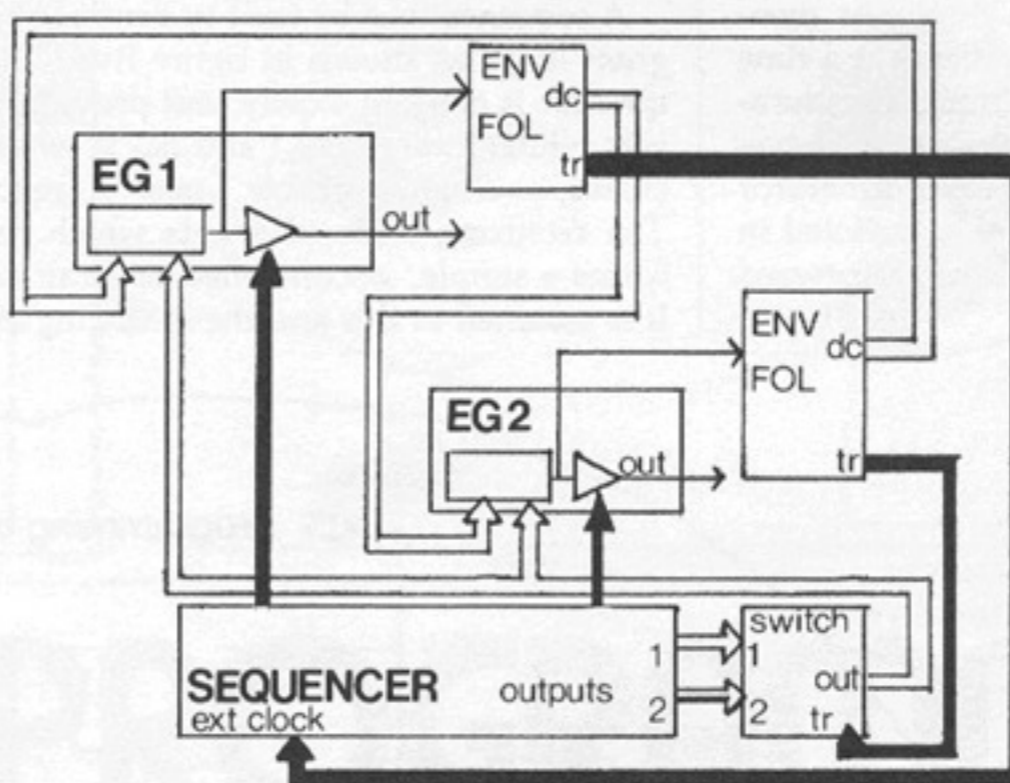
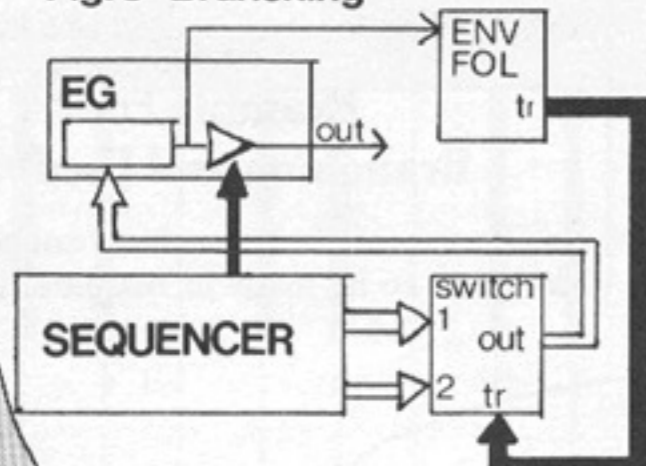


Fig. 9 A Combination of Techniques

changes its state each time it receives a trigger pulse. In this example, one of two sets of control voltages from the sequencer is selected by a trigger pulse from the envelope follower.

Note that the event generator, through the envelope follower, controls the switch which selects the sequencer voltages, which in turn will control the event generator. In this way, the event generator is indirectly controlling itself. This is a rather crude example of a *control loop*, more commonly called a *feedback loop*.

Example Five: A Combination of Techniques

Programming complexity increases in the final example, illustrated in figure nine. The timing of the program loop of example two and three is controlled by EG I, as in figure seven. EG II controls the branching between the two sets of sequencer control voltages as in example four. The use of sequencer control voltages is nontrivial, since again it is assumed that the durations of the events are

independent of the sequencer stage on-time.

In addition, there are three feedback loops. In the first, EG I controls the clocking of the sequencer which provides control voltages, controlling EG I. The second, involving EG II was described in example four. Thirdly, through an envelope follower, EG I controls EG II, which in turn controls EG I through a second envelope follower.

What is the difference between a feedback loop and a program loop? Feedback implies interaction among all the components of the loop. A program loop may be a feedback loop. In this example, the timing of the program loop is controlled by a feedback loop. However, the program loop itself (i.e. the sequence of events in time) is independent of the event generators and the switch, and thus is not a feedback loop.

In summary, a number of programming concepts have been presented and related to analog systems. These include straightforward direct programming, appropriately dubbed "The One-Note Organ Syndrome"; program loops to provide automatically recurring events cycles; branching to allow decision making; and control or feedback on its state, a system can automatically select

one of several alternatives. For example, in figure eight, the branching device is an electronic switch which operates as follows: one of two inputs will appear at the output of the switch, depending on its state. The switch loops, involving interaction among system components. These techniques are used in combination to construct the program structure.

The design of the program structure is only the first step, however. In an analog system especially, most of the work is left to be done. Most importantly, the event generators must be defined and their parameters set. Threshold levels of the envelope followers must be determined to allow fine control of timing signals. A band-pass filter may be inserted between the event generator and the envelope follower to introduce frequency dependence of the control signals. This also must be tuned. All this must be done with the system fully patched and operating so that the final musical result can be selected. It is easy to lose sight of it, but it is the musical result which is most important. The beauty of analog programming lies in the ability to enhance the complexity of the final musical result. ~~~~

VOCAL SYNTHESIS

by Peter Hillen
consultant, National Semiconductor

An article on computer generated speech wouldn't seem right without a reference to Star Trek or 1984. That was it. The fact is that computer speech is here today and is in reach of electronic music performers both from an availability and a cost stand point.

The first speech synthesizers were a mechanical replica of the vocal tract. Soon after followed the electronic synthesizers using analog circuitry. The problem with analog synthesis is that sound sequences are hard to generate. Next came the digital synthesizers. Entirely digital speech synthesis techniques require a large, high speed and expensive computer to perform all the algorithms necessary to produce speech. The breakthrough comes in the form of a trade off in digital vs. analog technique which reduces computer speed, power and cost with the addition of some special purpose analog hardware. One such speech synthesis system which uses this approach is the Computalker (PO Box 1951, Santa Monica, Calif. 90406). The Computalker speech synthesizer is a card full of analog electronics which fits into computers designed to be compatible with the S-100 hobbyist computer interface for which there are a number of suppliers of inexpensive (\$500) good quality computers.

The Computalker breaks down the task of speech synthesis into two parts. First is the generation and formatting of analog signals to make speech-like sounds. The Computalker circuits take care of this. Second is the generation of control signals to sequence the Computalker module in the correct way to make its output sound like speech. This is accomplished by the computer using a digital interface to the module and extensive software to follow the complex rules of speech.

Let us examine how we humans speak and break the contributing functions into blocks which the computer can control. For reference, a schematic of the whole vocal synthesis system is shown in Figure 1. It is the electronic analog of the vocal tract which starts at the vocal cords and ends at the lips. As we go through the derivation you will find that the electronic counterparts of our

vocal tract are made up of the very familiar electronic music functions of voltage control.

First, the vocal cords or vocal folds. The vocal folds open and shut one end of the vocal tract interrupting the flow of air from the lungs. These short bursts of air serve as the oscillator in our vocal system. The form of these waves looks like a half wave rectified sine wave as is shown in Figure 2. The electronic analog of the vocal folds is a variable frequency oscillator. It is variable because the frequency at which each of us use our vocal folds is different. Furthermore, when we speak, the frequency of the sound generated by the vocal folds does not stay constant. Its variation is used to increase the meaning of the words being spoken. Speech amplitude is also important to meaning, adding emphasis to what is being spoken. The amplitude of the oscillator is controlled through a variable gain amplifier.

The sound generated by the vocal folds makes its way up the vocal tract to the lips.

The vocal tract can be treated as a straight tube. From physics, it is known that a characteristic of a tube such as this is to be resonant at odd multiples of the wave length of the tube. From the analysis of speech, it has been found that only the first three of these resonances need be considered when developing a model for speech. If you have looked into your mouth lately, you may have noticed it doesn't look like a straight tube. All along the way, there are things which can change the characteristics of the sound. Some to consider are the shape of the mouth, the nasal cavity, the position of the tongue, the teeth and the lips. Each of these can be modified depending on what is being spoken to deliver the desired sound characteristics. The resonant frequencies are not fixed at the odd multiple intervals and can vary in accordance with the change in the physical shape of the tract. These resonances are simulated in Figure 1 as three variable frequency filters in series with the vocal cord oscillator and amplitude control. This path is called the oral




ILLUSTRATION BY BILL MATTHIAS

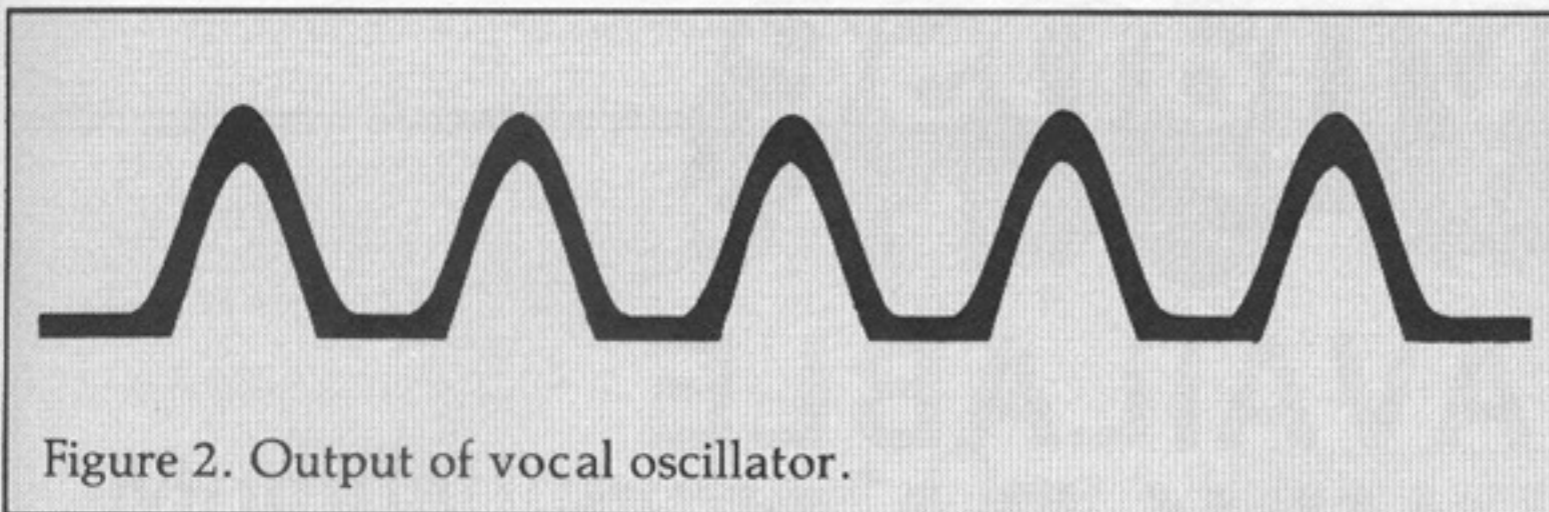


Figure 2. Output of vocal oscillator.

Take as an example the word *this*. The phonetic dictionary representation is *dhih3s/* which seems pretty obscure.

It's not really all that bad. The *DH* symbolizes the *th* sound as in the word *that*. *Th* symbolizes the *i* as in the word *bit*. The *3* is a stress level symbol which follows a vowel. *S* is the symbol for the sound an *s* makes in the word *sat*. With a little memorization and practice it is not difficult to compose sentences quickly. The power of the phonetic dictionary is not without penalty. English is a very complicated language and is full of many exceptions to the rules. Words like *two*, *too* and *to* which are spelled differently but sound alike (all are synthesized as *tuw*) prevent a one to one relation between English text and phonetic text. Further problems arise with context dependent words like: "*read Synapse*" (*riyd*) or "*yesterday I read Synapse*" (*rehd*). Even more important is the relationship of each phonetic element in a sentence to the others. There must be a smooth transition from one to the next. At this time the stage of development of the computer software for all speech synthesizers is not good enough to provide it. Because of these reasons phonetic dictionary generated speech is not as easy to understand as hand generated speech. Good example of both hand generated speech and phonetic text speech are on a demonstration cassette from Computalker available at the address given above for \$2.95.

A brief overview of synthetic speech has been given. Now the question is how can the electronic musician use it. Robbie the Robot like sentences tucked away in the middle of a composition spouting some profound idea (ALL PERSONS ARE SYBLINGS) would be a waste for such a tool. A microphone into a fuzzbox or use of the EMS voice synthesizer could accomplish a similar effect much easier. The real value of a computer speech synthesizer comes from what it can do that the human voice can't.

In the most generalized case the speech synthesizer can be used as a computer controlled sequencer having nothing to do at all with speech. The VCO for the vocal cords can be tuned over about a 2¼ octave range and the filters, amplifiers and noise generator can be used in a similar manner to ones in a conventional synthesizer. This is useful in storing repeating patterns such as bass lines or rhythmic sounds. It allows for easy recall because the information can be preprogrammed and stored for later use.

Now for the human sounds. Two parameters the speech synthesizer can control better than we humans is frequency and time. First consider time. Computer speech differs from tape recorder modified speech with respect to the effects of speed changes. The tape recorder can double or half the speed at which something is said but at the same time alters the frequency of the speech. The speech synthesizer does not. Voice frequency stays constant no matter how fast or slow a word is said. It is even possible to vary the speed within a word or sentence on a phrase by phrase basis. For example, one could hold the *a* in the word *pause* indefinitely, certainly longer than a human voice could. Also words or groups of words could be synthesized backwards. This is extremely easy to do when compared to the old method of tape editing, permitting real time backward speech on a word by word basis. An interesting case

would be to have each word in a sentence followed by its mirror image in time.

So much for becoming unstuck in time. Frequency can also be manipulated in several ways. As voice frequency is independent of time in speech synthesis so is time independent of frequency. Sentences can be spoken at normal speed but the voice frequency could be an octave higher, a fifth lower or any place you want it. This opens up possibilities in a multi-track recording studio environment to perform near perfect multipart harmonies with exact timing and phrasing.

Voice frequency can be made independent of phonetic phrasing but would require a departure from phonetic dictionary. It is possible to have the vocal cord oscillator do the melody while the rest of the vocal tract circuits are "mouthing" something different. Taking this one step further, why not eliminate the vocal cord oscillator altogether and use alternate sound sources such as a guitar or recorded voices which would be modulated by the vocal tract circuitry? Such an effect would be similar to the now infamous blow bag used by Peter Frampton. It would require modification to the speech synthesizer because of the vocal cord wave shaping filters.

As you can see the speech synthesizer opens up a vast new area of exploration for the electronic music composer and musician. The technology is new but does exist and is affordable to anyone who wishes to try. √√√



**ELECTRONIC MUSIC:
IN-HOUSE PRODUCTION
SCORING/ARRANGING
RECORDING • RENTAL
SALES • CONSULTATION
INSTRUCTION • 2825
HYANS ST. LOS ANGELES
90026 • (213) 487-5148**

Sound Arts

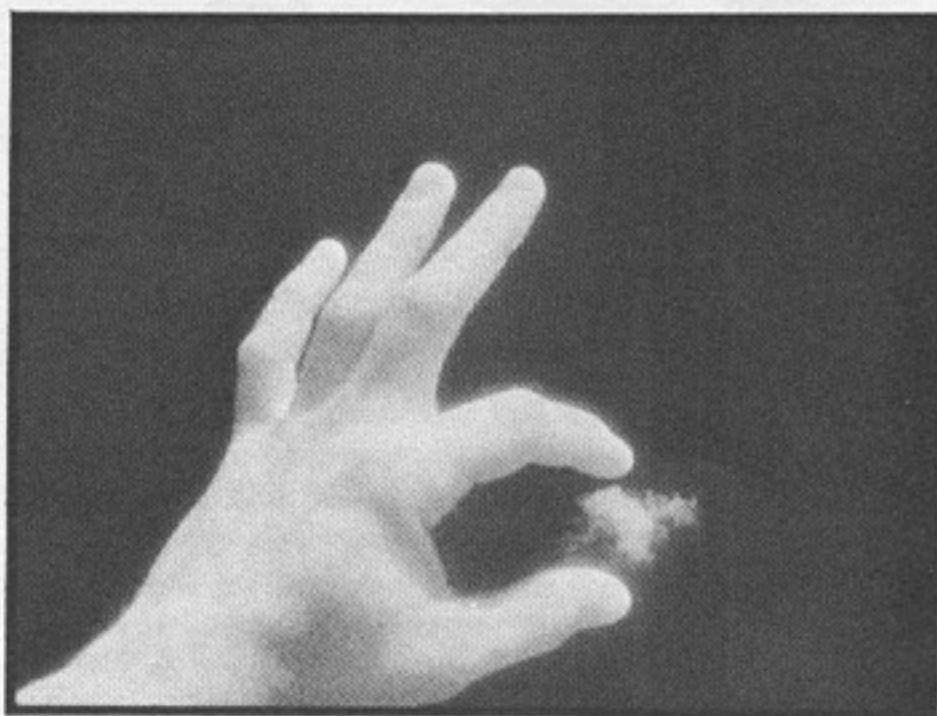
Synapse

**IS AVAILABLE
AT BULK RATES
FOR RETAIL SALES.**

**Contact SYNAPSE retail
sales (213) 383-7933 for
details or write:**


**SYNAPSE Retail Sales
2829 Hyans Street Los Angeles California 90026**

POP WORKS



**fine arts & other fine
PHOTOGRAPHY
bill matthias - los angeles
213/986-3951**

lem



the synthesizer band

**moldar productions (213) 463-8772
8615 santa monica blvd., l.a. ca. 90069**

SYNTHESIS

Modulation: Part One

with Danny Sofer

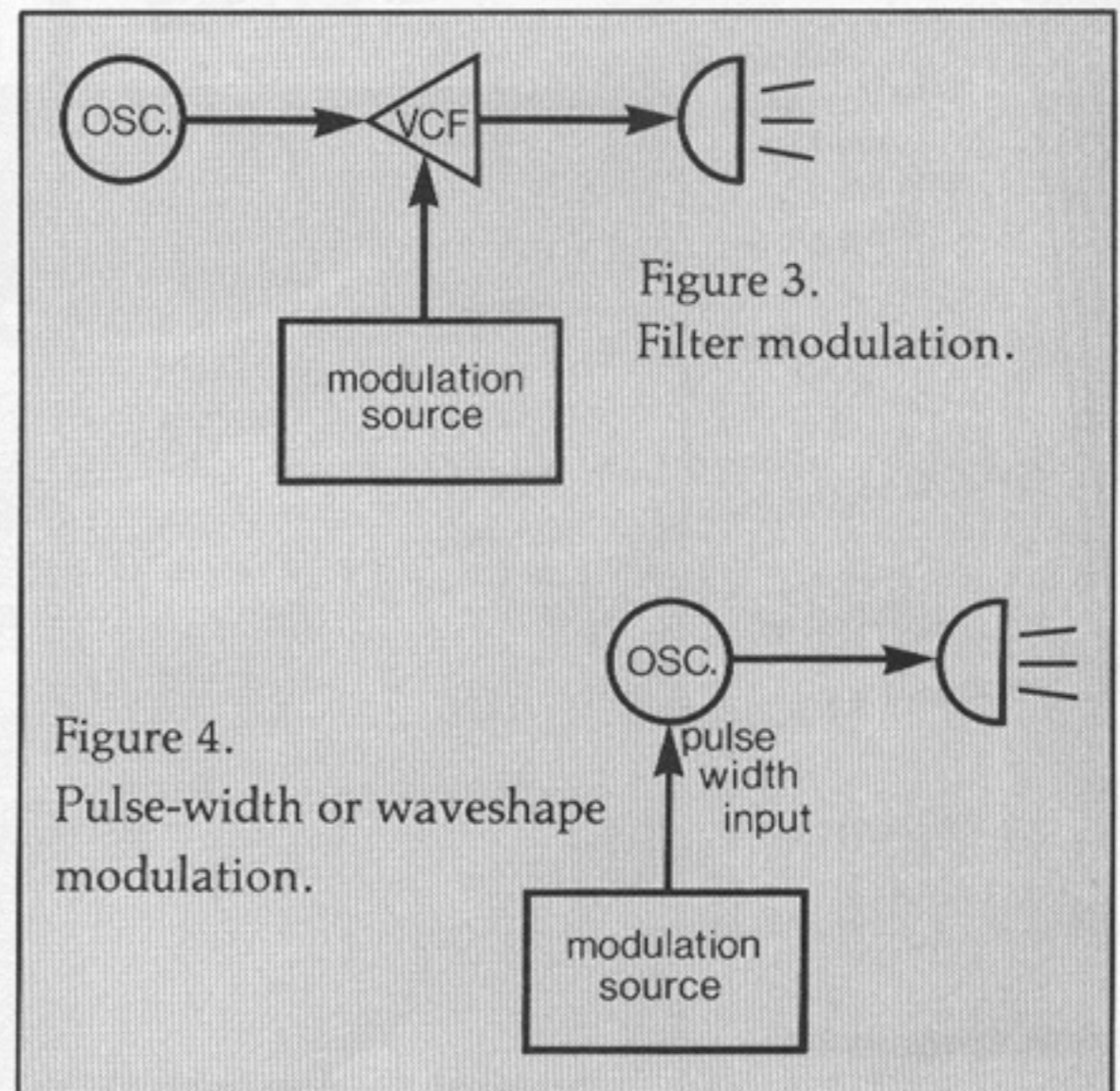
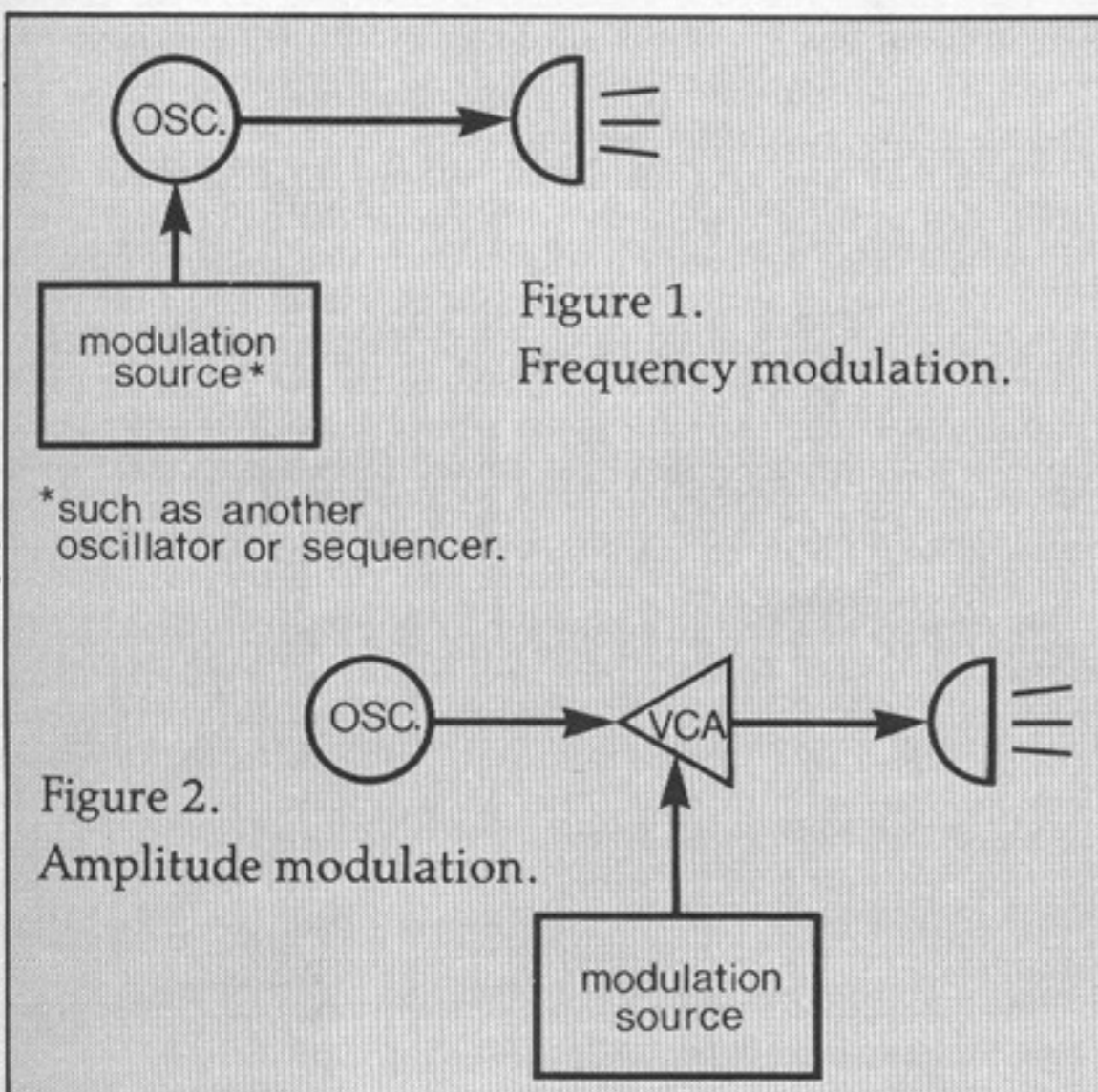
Modulation is the process of controlling a component on a synthesizer with a changing voltage of some sort. The effects may be broken down into two groups: modulation with control voltages that are themselves audible (approximately 20 hz. and up), and with voltages that are not audible (20 hz. and below).

Slow modulating voltages may be applied in different ways. A good place to start is to use a sine wave (of 5-10 hz.) from a low frequency oscillator to control the frequency of another oscillator. In small dosages, the effect known as vibrato is achieved. However, *frequency modulation* of this type is not limited to sine waves or small amounts. Injecting a large amount of sawtooth wave will create many science fiction movie effects, and the use of a square wave results in a sound not unlike that of european ambulances.

A sine wave applied to a *voltage controlled amplifier* or "gate" will cause "tremolo". Similarly, a large amount of sawtooth or square waves will turn the sound on and off rapidly in an envelope that takes on the shape of the waveform.

Amplitude modulation of this type is not restricted to slow moving oscillators. An analog sequencer applied to a VCA will result in rapid changes of volume, in sequence; applied to an oscillator, the sequencer will give the customary sequence of pitches.

Sequencer control of a *voltage controlled filter* will cause the timbre of the sound to change in sequence. By turning the regeneration (also known as "emphasis" or "Q") up to just below oscillation, a melodic sequence will be heard in addition to the sound being processed through the filter. If a waveshape, such as a sawtooth is processed, all of the pitches in the sequence will be in tune with the processed sound because the filter picks out the harmonics of the sawtooth wave to play the sequence on. This effect requires careful



manipulation of the controls, so be patient if it doesn't quite work the first time.

Low frequency oscillators may also be used to control the filter. The small amount of sine wave will cause an effect similar to tremolo, but by using a large amount of the sine wave control voltage, and using a very slow frequency (1 hz. or less), the filter will sweep up and down, changing the timbre of the sound gradually. If this is done with the regeneration up, the filter will pick out all of the overtones, one at a time.

Another effect, similar to using the sequencer, is to use the *sample and hold* on the filter. This will result in constant timbral change.


Pulse-width modulation or *waveshape modulation* are two other ways to change timbre that may be done with some synthesizers. Use of a sine wave (of 5-10 hz.) to control the pulse width results in something that sounds like vibrato, only without the pitch change of vibrato. A very slow sinewave causes a constant thinning and thickening of the sound. A sequencer or *sample & hold* generator applied to control *pulse-width* or *waveshape* results in the rapid timbral changes as when these two devices were applied to the filter.

Use of these types of modulation will make performance more interesting, providing a welcome relief from plain synthesizer sounds. Next column will discuss fast modulation (above 20 hz.) and the use of noise as a modulation source. ~~~~

Footnotes:

1. The filters on some synthesizers can create sine wave oscillation on their own, such as the Micromoog and Minimoog, the Serge, EMS Synthesi, and others. Some filters are designed not to oscillate, such as the Moog modular filter. If your filter is not capable of oscillating, then turn it all the way up.
2. It should be noted here that *pulse width* applies only to square waves, while *waveshape* generally applies to sawtooth waves. Sometimes these functions are combined as on a Micromoog.

EQUIPMENT



PHOTOGRAPH BY BILL MATTHIAS

E-Bow **Heet Sound Products** **Los Angeles**

The E-Bow (short for "Energy Bow") is a perpetual sustain device for any steel string guitar, electric, or acoustic. At \$125.00 list it's one of the most expensive distortion devices you can buy for a guitar. It's definitely priced for the professional market.

Essentially, the E-Bow is an electronic guitar pick. Instead of vibrating the string by striking it, the E-Bow vibrates it with an alternating magnetic current. This gives you a clean, unlimited sustain, but more than that, the E-Bow gives a guitar an unlimited range of sumptuous, satiny textures. On the bass strings, it gives a guitar a rich mellow tone, like a cello or an oboe. On the higher strings it lends a lilting, reed-like tone. The effect is surprisingly realistic. Put to work in the nightclub band I belong to, the E-Bow serves as a utility in-fielder, covering all those holes in a song that can't be filled with regular bass-guitar-keyboard arrangement. It's been used as a violin in "Nights in White Satin," as a flute in our Jethro Tull songs (by starting at the first and hammering rapidly on the third, you can bet a pretty good Ian Anderson flutter) and as a continuous tone synthesizer for some of our spacier songs. By playing with a slide-bar, you can achieve a piercing air-raid siren wail guaranteed to drive the dogs in your neighborhood bananas. You can slide in and out of key like a keyboard player with a pitch bender.


Through more standard types of distortion tools, the E-Bow is as flexible as any continuous tone synthesizer.

The E-Bow does have limitations. When it first came out, it was advertised as being compatible with regular flat picks. At the time, it was still being explored for what it could and could not do. Heet Sound has backed-away from this since then. Switching from regular guitar picking to E-Bow in the middle of the guitar solo is awkward. The best thing to do in a live situation is to use the E-Bow for specific passages in a song. Acoustic guitar strings don't drive well. Though there is steel in the center of the strings, the magnetic field doesn't drive them well. Same with the high-E on an electric guitar. If you are playing with slinky or super-slinky strings, you will have trouble driving your high strings.

The E-Bow may feel awkward at first. It's not really intended as a speed instrument, and for the first few days of playing it may seem hard even to put together melodies. As the brochure included in the package states, it is an instrument and has to be learned and explored like an instrument. After about a week, you should have developed enough of a feel for the E-Bow to be comfortable playing it. You will find a lot of things you can do with it go far beyond what is described in the operating manual or played on the demonstration tape.

The E-Bow comes with a holster, operating manual, demonstration tape company press hype, for \$125.00.

—Richard Wadholm



Poly-Box
Electronic Music Laboratories
Vernon, Connecticut

The "Poly-Box" from EML is an inexpensive synthesizer accessory designed to give your system a certain limited polyphonic capability. By means of top-octave division, the Poly-Box is able to play all thirteen tones at once within a one octave range. A tuning pot determines the actual pitch identity of the tones. Or, if the tuning control is switched to "automatic", the Poly-Box will precisely follow, via an external connection, the pitch output of an oscillator from the synthesizer. This makes the production of brilliant sounding passages of parallel chords a very easy thing to do, although true harmonic accompaniment is trickier. If the system oscillator is pitched at 440' A and a C-major triad is pressed on the little Poly-Box keyboard, the Poly-Box output will be a triad in A. Play a G-major triad on the Poly-Box (oscillator still on A) and the output will be an E triad. Then change the oscillator pitch to G and the output (with the Poly-Box G triad still pressed) will be a D-major triad. Got that?

Although it appears that one must be a transposition mastermind to play the Poly-Box extemporaneously with any facility, any one can overcome the limitations of the instrument and use it to good effect. One problem to be surmounted is the fact that the meager one octave range makes for limited progressions in terms of voice leading and inversions. A two-octave range would have made all the difference. The Poly-Box output is a raw waveform only slightly modifiable, but luckily it can be processed just like any signal from the system. Properly filtered and reverbed, and with its own internal phasing control cranked up, the Poly-Box is indistinguishable from either an ARP-type string synthesizer, or, with less brightness, a Mellotron. However, I find the Poly-Box most useful not for harmonic applications but for effects. Because the Poly-Box is so accurate in its tracking of the controlling oscillator, in essence it can be directly voltage controlled by any voltage source on the system, thus giving it much more versatility as a sound source than if it were controlled only from the keyboard. Also, since the Poly-Box output can be either continuous or gated, routing the Poly-Box signal through the ADSR/VCA on your own synthesizer can create effects involving double enveloping, for example, short repeated chords can be made to seem to echo and fade if the ADSR has a long decay time.

Other features on the Poly-Box include the aforementioned phasing control, switches for octave transposition and octave doubling, and a "gate" output for directly triggering an envelope generator. Insofar as it lists for only \$475, the Poly-Box is a cost effective accessory that can greatly expand the capabilities of most synthesizers, especially small mini-systems.

—Tom Davey

UCLAeXtension

**Electronic Music and
 Electronic Composers**

Listen to and analyze electronic compositions by Stockhausen, Subotnik, Varèse and others. Use of electronic music in films. Music of Tangerine Dream; Emerson, Lake and Palmer and other electronic-oriented groups. Classroom instruction in operation of synthesizers. Basic electronic theory. Field trip to electronic music lab.

Meets on Wednesdays, 7 to 10 pm,
 June 22 through July 26 (6 meetings), at UCLA,
 1439 Schoenberg Hall.


Credit (optional): 2 units, Quarter System
 Fee: \$60
 Instructor: Philip Springer, PhD, Film Composer

For further information call The Arts

(213) 825-1328.



and graphics
 technical illustration



6 0 6 1 f r a n k l i n a v e n u e # 1 1
 h o l l y w o o d c a l i f o r n i a
 9 0 0 4 8 • (2 1 3) 4 6 2 • 4 3 2 5

The Link Between Computers & Synthesizers

Part 3

with Peter Hillen

Now all the theory on digital to analog converters in the last two articles can be put into practice. First, we will build a simple D/A Converter which is operated by toggle switches. Then we will add a "computer" that will automatically control the converter's function.

The three basic components that were defined in the theory of D/A converters are; the switch, the weighted summing resistors and the amplifier. For the time being, a simple single pole single throw switch will take the place of an electronic switch. This will keep the "human speeds". The resistors are common carbon 5% types. They will be used as the binary weights. It is not possible to get exact binary multiples in 5% resistors so some substitution must be made. The error is only 2.5%. The amplifier is a standard 741 type which is very cheap and readily available. Figure one shows the schmetic of the circuit.

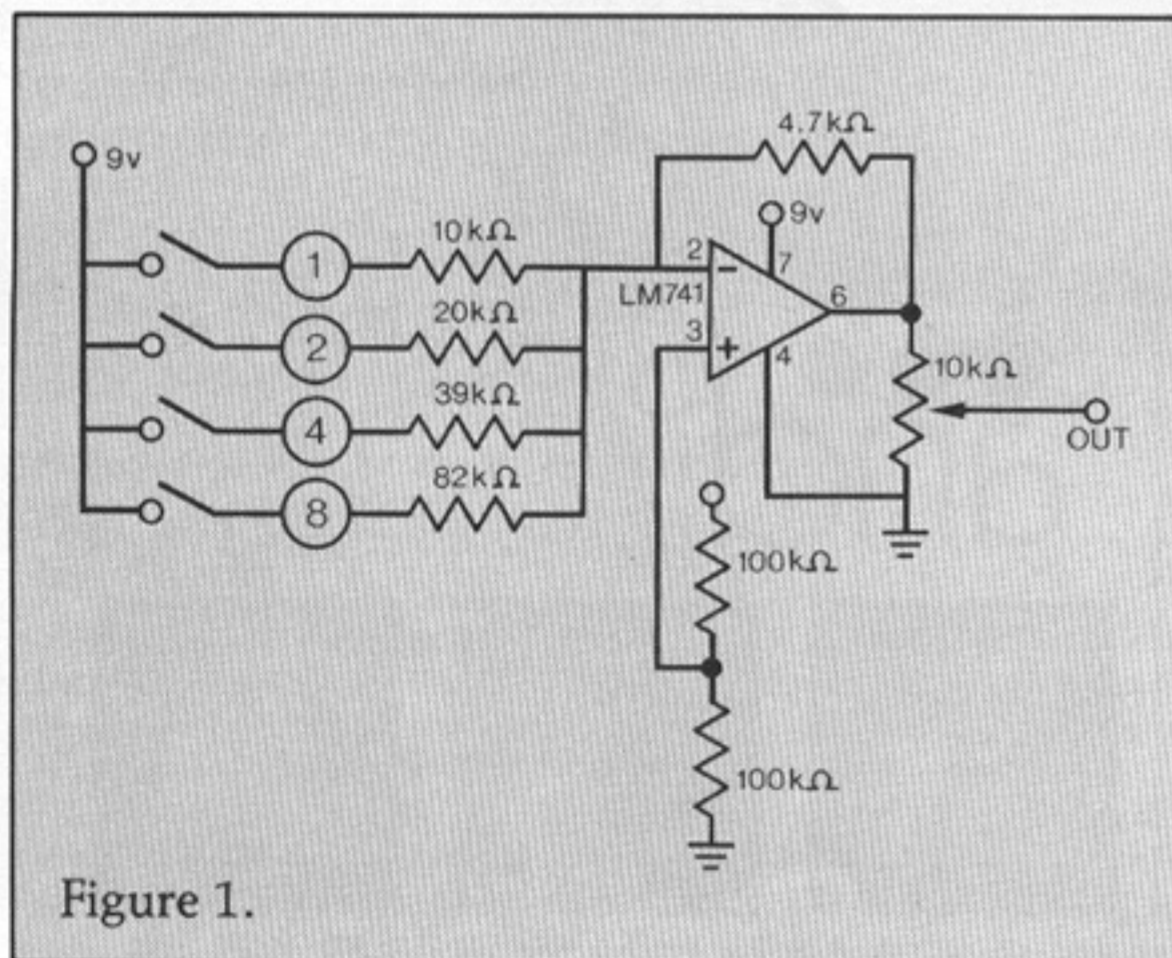


Figure 1.

The op amp is connected in the summing mode with the feedback resistor controlling the gain which is equivalent to controlling the maximum full scale range. The summing resistors are picked as close as possible to a binary progression. A 39K must be substituted for a 40K and an 82K is substituted for the 80K. These summing resistors are connected to the reference voltage through the switches. When the switch is open, the resistor does not contribute to the binary sum.

A point that I forgot to mention in the last article was that the op amp connected in this mode inverts the input signal. If there is a positive voltage on the input, there will be a negative voltage times the gain on the output. Since this is a very simple single power supply circuit, there are no negative voltages. Therefore, it is necessary to

bias the output to some positive voltage ($\frac{1}{2}$ the battery voltage). The output with nothing connected to the input will be about 4.5 volts. When the switches are closed the output will go from 4.5v toward 0v. in a binary fashion. The output will never ground because of limitations in the output of the op amp. When the converter is plugged into a VCO the frequency will go higher and must be adjusted to the correct pitch by the VCO frequency set control.

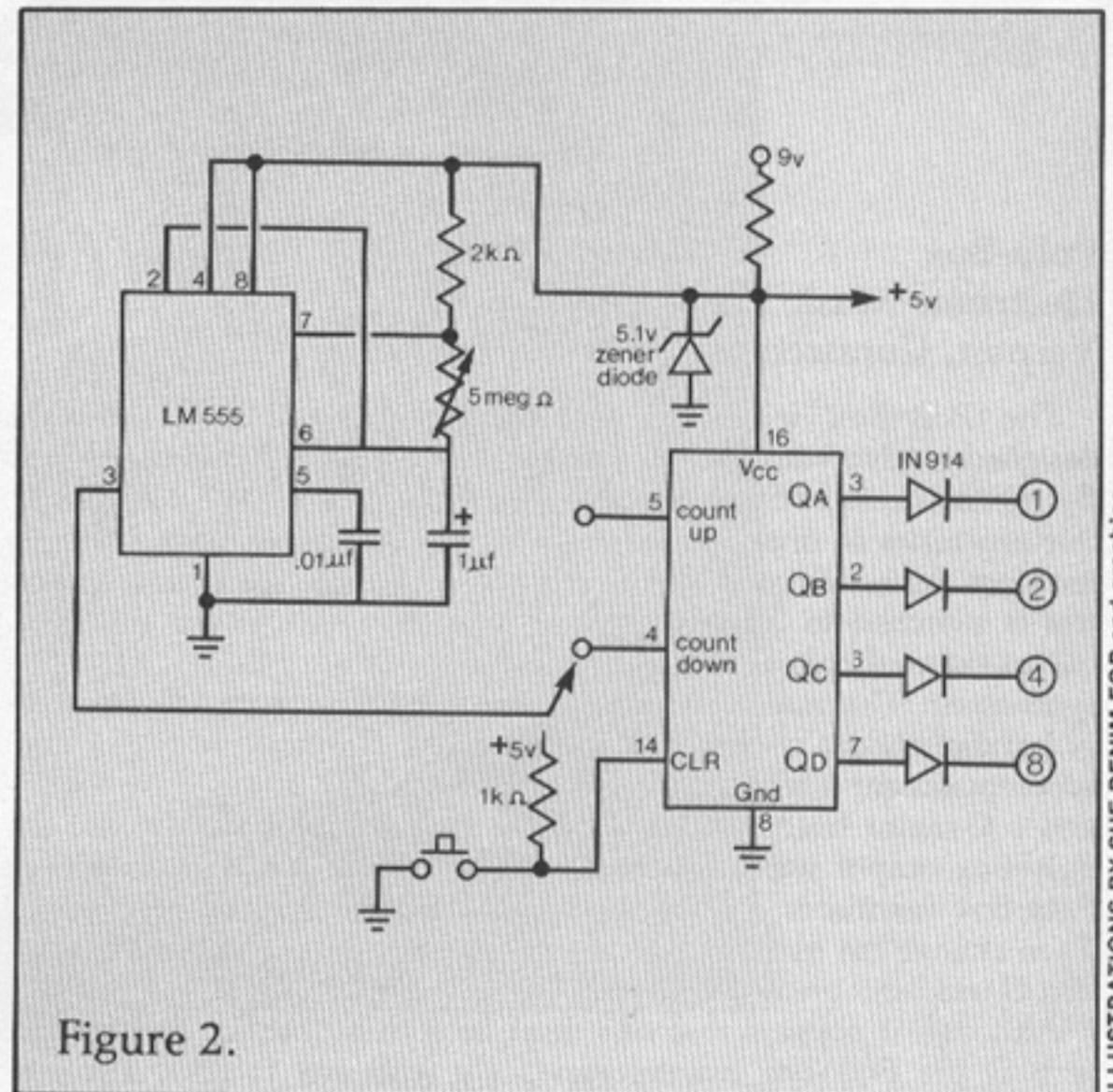


Figure 2.

The pot on the output is used as a full scale adjust. It sets the step size of the binary numbers. When it is all the way up the output will go from 4.5v with all the switches open to 1v with all switches closed.

Now that the converter has been constructed, let's do some experiments. First, we will try a binary well tempered keyboard. Adjust the output scale pot so that each of the binary numbers produced by the D/A converter will be a half tone apart. The procedure for calibrating the converter is to switch between two notes, an octave apart and tune by ear. Use 0000 (all switches open) as one end and the binary number 1011 (decimal 11) as the octave. Why not 12? Well, 0 is the first note, 1 is the second—all the way up to 11 as the 12th note. Note also, that 1011 is a lower pitch than 000 because of the inversion of the output mentioned earlier. Since our converter has 4 bits, it can produce 16 (2^4) notes which is a $1\frac{1}{2}$ octave range. When in tune it is possible to use the four switches in place of a 16 key keyboard. Try to play a chromatic scale. It would consist of flipping the switches in a consecutive sequence from 0000 to 1111. If you can't remember how to count in binary look back three issues at the article on computer arithmetic.

In a synthesizer system, this circuit can be useful in supplying pre-set parameters. For example, used in conjunction with a keyboard or a sequencer as an input to a VCO, one could transpose to any key by just a flip of the switches. It can be used to pre-set several vibrato or tremolo speeds or to tune the resonance of a VCF to different harmonics of a waveform.

To add a little intelligence to the D/A converter and to do the second experiment, the circuit in figure two can be added in place of the toggle switches. This circuit is a binary counter with its own oscillator to control the count rate. The counter has four binary outputs. It will count sequentially from 0000 to 1111. When an output is a 1, there is a voltage on the corresponding summing resistor which is summed according to weight. When the output is zero, then the diode is cut off and there is no voltage to the summing resistor.

The counter can count either up or down depending on whether the oscillator is connected through the switch to the up count pin or the down count pin. The pot on the LM555 controls the count rate. The count can be reset to 0000 at any time by pressing the reset button. It will remain at 0000 for as long as the reset button is depressed.

Connect the circuit to a VCO. When the full scale control is at maximum, very distinct transistions can be heard in frequency because the output of the converter is like a staircase. As the step size is reduced, the output of the D/A converter more and more resembles a continuous ramp wave. Try to see how far down you can turn the full scale pot before you can no longer hear the steps and the sound is if it is being driven by a smooth ramp. It will be at the point at which the step size is less than the resolution of your ears. When this happens, the total range of the converter will be very small, maybe only a semitone. Remember though, this is only a 4 bit converter and the 10 bit converters used in real computer synthesis systems have 64 times more bits.

Even this D/A converter with the counter can be used in a synthesizer system. When controlling a VCO, the output will sound like a sequencer or sample and hold. If the VCO is then hooked to a ring modulator, the modulation will sweep through preselected frequencies. Likewise, if a VCF is set as a band-pass filter, the signal being filtered, can be swept selectively through its harmonics by setting the stop size accordingly.

Next issue, the other side of the converter problem will be examined: analog to digital conversion. ~~~~

The LOS ANGELES CENTER for ELECTRONIC MUSIC
announces

THE FIRST ANNUAL LOS ANGELES ELECTRONIC MUSIC FESTIVAL



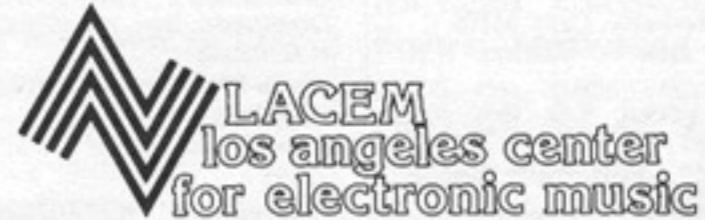
An electronic gathering of the tribes is scheduled in the month of October in Los Angeles to celebrate the phenomenon of music, technology, and art.

Classes of entry are open and will include:

1. Tape
2. Tape and instrument(s)
3. Live synthesizer compositions and performance groups
4. Film or video with electronic scores
5. Dance and electronic music
6. Sonic sculptures

All entries and proposals must be submitted by July 14, 1977. Entrants selected will be notified by August 14, 1977. All tapes, scores, and proposals must contain the composer's name, address, and phone number. Please include a self-addressed stamped envelope if tapes and scores are to be returned. Address all entries to: LACEM FESTIVAL — 8615 Santa Monica Blvd., Los Angeles, California 90069.

ALL ARE INVITED TO ENTER, ATTEND, AND PARTICIPATE.



Get Serious...with Contemporary Keyboard!

Serious keyboard players are reaching out. Combining electronic and acoustic instrument sounds. Augmenting traditional keyboards with new electronic gear.

And they're reading *Contemporary Keyboard*. To keep in touch with the artists exploring new musical forms. And the engineers who make the new music possible.

Contemporary Keyboard is the one magazine that covers all keyboard instruments. All keyboard playing. It's as broad, as varied as the keyboard field today. And as serious about music as today's serious keyboard players.



Feather, on jazz . . . Bob Moog, on synthesizer technology, Roger Powell, on synthesizer technique . . . Chick Corea, on electronic keyboards . . . Misha Dichter, on 18th and 19th Century piano . . . Bill Irwin, on pop organ . . . and more.

Enter an introductory subscription now. \$12 for 12 issues. (You're guaranteed a refund for the unfilled portion of

your subscription, if at any time you decide you no longer want to receive CK.) Just complete the form below. And mail it today with your payment.



Each issue contains in-depth interviews with the top keyboard artists. Classical virtuosi like Vladimir Horowitz, Alexis Weissenberg, Charles Rosen, Anthony Newman. Jazz greats like Herbie Hancock, McCoy Tyner, Marian McPartland, Keith Jarrett. Rock stars like Edgar Winter, Rick Wakeman, Gregg Allman. As well as country and western, ragtime, dixieland and ethnic stylists of distinction.

Columnists include: David Burge, on contemporary piano . . . Leonard

CONTEMPORARY
KEYBOARD

Box 907-KP, Saratoga, CA 95070

YES! Enter a fully guaranteed, introductory subscription to
CONTEMPORARY KEYBOARD in my name for:

1 year @ \$12 2 years @ \$24

NAME _____

ADDRESS _____

CITY _____ STATE _____ ZIP _____

(Prices good in U.S. Foreign rates on request. Payment must accompany order.)

LISTINGS

In order to provide a comprehensive service to the reader, we have enlarged the scope of our Listings section to include these headings: Sound Reproduction, Accessories, in addition to Synthesizer Manufacturers, Consultants and Schools. Synapse invites you to use the Listings as a resource to support your activities and asks that you forward the name and address of any company that you feel we have overlooked.

Synthesizers

Manufacturers:

Advanced Tools for the Arts, P.O. Box 825, Tempe, Ariz. 85281
Aries Music Inc., P.O. Box 3065, Salem, Mass. 01970
ARP Instruments, 320 Needham St., Newton, Mass. 02164
John Blacet*, 4019 Chico Ave., Santa Rosa, Calif. 95401
Buchla, Box 5051, Berkeley, Calif. 94705
CFR Associates*, Box F, Newton, N.H. 03858
Computone Inc./Lyricon, P.O. Box 433, Norwell, Mass. 02061
Concert Company**, 3318 Platt Avenue, Lynnwood, Calif. 90262
Davel, Box 279, Verdugo City, Calif. 91246
D.B.L. Electronics, 502 Sherman, Canton, Mass. 02021

Dennis (Electronic Music Components), 2130 Metcalf, Honolulu, Hawaii 96822
Electrax, P.O. Box 149, Tarzana, California 91356
Electron Farm/Harvest Gregory Kramer, 135 W. Broadway, New York, N.Y. 10013
Electronic Music Laboratories, P.O. Box H, Vernon, Conn. 06066
Electronic Music Studios, The Priory, Great Milton, Oxford, England
E-mu Systems, 3046 Scott Blvd., Santa Clara, Calif. 95050
Farfisa, 1330 Mark St., Elk Grove Village, Ill. 60007
Gentle Electric, 119 Brainerd Rd., No. 15, Allston, Mass. 02134 (617)731-4844
Ionic Industries, 128 James St., Morristown, NJ 07960
Korg/Univox/Merson, 75 Frost St., Westbury, N.Y. 11590
MM Electronics, French's Mill, French's Rd., Cambridge, England CB4 3NP
Moog/Norlin, 7373 North Cicero Ave., Lincolnwood, Ill. 60466, Customer Service: Box 131, Academy St., Williamsville, N.Y. 14221
Musicomputer, 15, 112 W. Sierra Hwy., Canyon Country, California 91351
Musitronics Corporation, Sound Lab 10, Rosemont, N.J. 08556

Oberheim Electronics, 1549 Ninth St., Santa Monica, Calif. 90401
Octave Electronics Inc., 35-73 Steinway St., Long Island City, N.Y. 11103
Octron, 1346 Bayport Avenue, San Carlos, Calif. 94070
Omniphon, Box 166, Churchill Rd., Mason, N.H. 03048
Oznie Process Electronics, Box 7, Centerville, Penn. 16404
PAIA*, Box 14359 Oklahoma City, Okla. 73114
Polyfusion Inc., 160 Sugg Road, Buffalo, N.Y. 14225
Roland, 2925 South Vail St., Los Angeles, Calif. 90040

Sequential Circuits Company, 7150 Rainbow Drive No. 7, San Jose, Calif. 95129
Serge Modular Music, 1107 1/2 N. Western Ave., Hollywood, Calif. 90029
Star Instruments Inc., Box 71, Stafford Springs, Conn. 06076
Steiner-Parker, 2258 South, 2700 West, Salt Lake City, Utah 84119
Strider Systems, P.O. Box 2934, Norman, Okla. 73070
Syn-Cordian, 32-73 Steinway St., Long Island City, N.Y. 11103
Syn-Key, 114 W. Hintz Road, Wheeling, Ill. 60090
THINC-Technical Hardware Inc., P.O. Box 3609, Fullerton, Calif. 92634
VAKO Synthesizers Inc., 4651 62nd Avenue North, Saint Petersburg, Florida 33565
Yamaha International, Box 6600, Buena Park, Calif. 90620
360 Systems, 2825 Hyans Street, Los Angeles, Calif. 90026

Note: * manufacturer makes kits only
 ** manufacturer makes both kits and finished product

Consultants:

Beckman & Associates, 2117 Yates Ave., Los Angeles, Calif. 90040
Michael J. Boddicker, (213) 985-0010
Boston Experimental Electronic Music Projects, Robert Ceely, 33 Elm St., Brookline, Mass. 02146, (617) 731-3785
Clean Music Systems, Vince Ciamarra, 194 Henderson, Kenmore, N.Y. 14217 (716) 874-1847
Different Fur Music, John Vieira, 3470 19th St., San Francisco, Calif. 94110, (415) 863-WAVE
Disco Tech Musical Electronics, Prospect Mall, 2239 North Prospect, Milwaukee, Wisconsin 53202, (414) 271-9291
Dorje Sound, Chet Wood, P.O. Box 2232, Berkeley, Calif. 94702
DS Music, 811 Franklin St., Santa Monica, Calif. 90403, (213) 463-8772
EMSA (Electronic Music Studios of America, Inc.), 269 Locust St., Northampton, Mass. 01060, (413) 586-3777
Entropy West Electronics, Eric Valinsky, 1242 Harvard St., Santa Monica, Calif. 90404, (213) 828-0389
Electronic Music Studio, Dwight D. Gatwood, Director, University of Tenn., Martin, Tenn. 38238, (901) 584-7402, 587-2281
Exploratory Electronic Music, Steven C. Bilow, 16685 Calneva Drive, Encino, California 91436, (213) 789-6885
Michael Gilbert, 88 Beacon Street, No. 14, Somerville, Mass. 02143
Lectron Music Lab, Box 1594, Hollywood, Calif. 90028
Star Levine, 13508 Debell St., Pacoima, Calif. 91331, (213) 899-7223
Paradox EMS, Inc., 116 West Broadway, Vancouver, B.C., Canada V5Y 1P3
Patchwork Sound, Jack Howe, 14759 Hesby St., Sherman Oaks, Calif. 91403
People's Computer Company, P.O. Box 310, Menlo Park, Calif. 94025
PI Corporation, 1741 East 24th St., Cleveland, Ohio 44114, (216) 781-2207
Ron Rivera, 48 Brighton Avenue, No. 11, Allston, Mass. 02134
Dr. Philip Springer, Box 1174, Pacific Palisades, Calif. 90272, (213) 454-5275
Star Track Recording Studio, 8615 Santa Monica Blvd., Los Angeles, Calif. 90069, (213) 855-1171
Carter Thomas, Manpel Road, Spring Glen, N.Y. 12483 (914) 647-9121
TNY Music & Engineering, Route 4, DeFreestville, N.Y. 12144, (518) 283-2837, 283-2899

Schools:

Boston School of Electronic Music, 326 Dartmouth Ave., Boston, Mass. 02116, (617) 261-1634

Con Tempo Music Guild, 13273 Ventura Blvd., Studio City, California 91604 (213) 784-8271
James D. Craig Music, 511 Cedar St., Allentown, Penn. 18102 (215) 437-4743
Dick Grove Music Workshops, 12754 Ventura Blvd., Ste. 2, Studio City, Calif. 91604
Los Angeles Center for Electronic Music, 8615 Santa Monica Blvd., Los Angeles, Calif. 90069 (213) 652-7655, 463-8772
Sound Arts, 2825 Hyans St., Los Angeles, Calif. 90026 (213) 487-5148
Sherwood Oaks Experimental College, 6353 Hollywood Blvd., Hollywood, Calif. 90028 (213) 462-0669

Sound Products & Accessories

Alembix, P.O. Box 759, Sebastopol, Calif. 95472 (707) 823-8579
E Bow/Heet Sound Products, 611 Ducommun St., Los Angeles, Calif. 90012 (213) 687-9946
Electro-Voice, 674 Cecil St., Buchanan, Mich. 49107
Eventide Clockworks, Inc., 265 West 54th St., New York, N.Y. 10019 (213) 581-9290
FRAP, Box 40097, San Francisco, Calif. 94140 (415) 824-2223
FROGG (Design Engineering Labs Inc.), 4121 Redwood Ave., Los Angeles, Calif. 90066 (213) 823-8220
Hammond, 4200 Diversey, Chicago, Ill. 60639
Heil Sound Systems, Heil Industrial Blvd., Marissa, Ill. 62257
Infitheatre Inc., 4990 Mass Ave., Indianapolis, Ind. 46218
Mellotron/Dallas Music Industries, 301 Island Road, Mahwah, N.J. 07430 (201) 327-6300
Morley Electronics, 2301 West Victory Blvd., Burbank, Calif. 91506 (213) 843-7122
Rothchild Musical Instruments (distributor Furman and Alembic products), 65 McCoplin St., San Francisco, Calif. 94103 (415) 626-2260
TAPCO, 405 Howell Way, Edmonds, Wash. 98020 (206) 775-4411
Wasatch Music Systems, P.O. Box 9175, Salt Lake City, Utah 84109

Sound Recording

Ampex, 401 Broadway, Redwood City, Calif. 94063 (415) 367-4544
dbx Incorporated, 296 Newton St., Waltham, Mass. 02154 (617) 899-8090
Dokorder, 5430 Rosecrans Ave., Lawndale, Calif. 90260
Dolby Laboratories Inc., 731 Sansome St., San Francisco, Calif. 94111 (415) 392-0300
Furman Sound, 616 Canal Street, Suite 25, San Rafael, California 94901 (415) 456-6766
Magnetic Reference Laboratory Inc., 229 Polaris Avenue, Suite 4, Mountain View, Calif. 94043 (415) 955-8187
Maxell Corporation of America, 130 West Commercial Ave., Moonachie, New Jersey 07074
Orban/Parasound, 680 Beach St., San Francisco, Calif. 94109 (415) 673-4544
Otari Corporation, 981 Industrial Road, San Carlos, California 94070 (415) 593-1648
Scientific Audio Electronics Inc., P.O. Box 60271, Terminal Annex, Los Angeles, Calif. 90060
Scotch/3M Magnetic Audio/Video Products Division, 3M Center, Saint Paul, Minn. 55101
Shure Brothers Inc., 222 Hartrey Avenue, Evanston, Ill. 60204
Scully Recording Instruments, 475 Ellis St., Mountain View, Calif. 94943
TDK Electronics Corporation, 755 Eastgate Blvd., Garden City, N.Y. 11530
TEAC Corporation of America, 7733 Telegraph Road, Montebello, Calif. 90640
Telex Communications Inc., 9600 Aldrich Avenue South, Minneapolis, Minn. 55420

CLASSIFIED ADS

20 WORDS FOR \$2.00

TO: SYNAPSE

CLASSIFIED ADS

2829 HYANS STREET

LOS ANGELES, CALIF. 90026

Joysticks! \$35.00. Joystick modification for Oberheim, EML 500 etc. gives artist freedom to bend pitch and filter like a ribbon with return to center. We sell plans, parts, or will do turnkey modification. Write: Mediamix, 4060 Stanford, Dallas, Tx. 75225.

E.M.S. Synthesizer VCS3 and DK1 Keyboard. Power supply and oscillators re-calibrated March/77. Instruction manual incl. Mint condition. \$1000.00. Mark (216) 321-5631.

GUITAR SYNTHESIZER—Build the Syntrax-100, an electronic guitar sound modifier. Contains—input processor, bass, rotating sound, pitch follower (3 upper octaves and one sub-octave), note memory, VCF (lp, bp, hp), en-

velope generator, VCA, foot switch controlled mixer, power supply. Send \$6.00 (Cal. add 6% tax), foreign orders \$7.00 for plans to: Electrax, P.O. Box 149, Tarzana, Cal. 91356.

Glider by French Lick. A fusion of spack rock, electronics and sex in the tradition of early Pink Floyd, King Crimson and Gong. A collector's L.P. from Los Angeles Underground. Send \$5.00 to: John Willoughby, 517 S. Palm Dr., Brea, Cal. 92621.

Moog IIc modular synthesizer \$2900. Additional modules available separately for 1/2 retail price: 911's, 911A, 912, 961, 962, 1150, 959, Dual S&H. Call David (216) 781-2207.

For Sale: Tascam 70-8 with Advent Dolbys; Otari MX7000-2trk; Electrocomp 500 with joystick; Fisher Reverb; "EMT" style reverb. (214) 368-6846.

Oberheim Digital Sequencer DS-2A. \$700. (212)247-1533 or (514) 522-8272. Call any time.

PERFORMANCE

from page 14

thesizers galore I picked it up and quickly it became one of my favorite mellow albums. Out in Aspen, Colorado I would play it for my outdoor electronic music seminar and the mysterious Ravel harmonies of Part One would attract the trombones practicing by the river and draw out the dingy classrooms dozens of students that would lie out on the lawn watching the hanggliders float over the mountain.

With such gentle associations foremost, the Tangs New York concert at Avery Fisher Hall came as something of a shock. Like some macabre throwback to a late '68 groovy-acid-be-in-stomp the members of the group slunk onstage, three mysterious presences basking in the half-glow of pseudo rock n'roll stardom.

They began with that old standby of live synthesizer shows, comb filtered white noise, and while this innocuous aural steam wafted around the hall, some of the high energy tension I felt from the neo-psychedelic atmosphere dissipated. But soon the hard driving synthesized motor rhythms the Tangs presumably are known for started up, and when played at the nerve numbing volume they prefer, my uneasiness doubled.

It had nothing to do with the sounds. Unquestionably, the Tangs have the most beautiful synthesized drums I have ever heard. Yet the steady insistence on a simple four-four, the obviously random, insensitive sequencer patterns made me realize that no one in the group was listening very carefully to the moment to moment musical effect. For all its sophisticated synthesis, the imitation drum kit had less imagination than the rhythm section of a cheap home organ.

The keyboard improvisations were little better. I was astonished at the sheer lack of skill being displayed. The phrasing was incredibly sloppy, tempos erratic, the improvisations careless. Nevertheless, since the first piece remained consistently in a lugubrious if somewhat conservative Aeolian mode, and the sounds were incredibly lush, an


innattentive or reasonably stoned listener could have been fooled.

Their second piece began with another old standard, processed mellotron vocals under which a low bass note shook the very foundations of Avery Fisher Hall in a manner not unlike Sensurround. But then those rhythms began again, just as random as ever and the improvisations came back incredibly enough in the same key. Had the music for one moment contained the seriousness of purpose of a Riley or a Glass, this would be understandable. Given the obvious rock context, the lack of variety showed a remarkably cynical, uncaring attitude.

The rest of the concert continued without change. Edgar Froese would occasionally pick up an electric guitar and play some undistinguished leads. The Laserium tried in vain to find synch with the music and always managed to be slightly and annoyingly off. When it was over, the audience howled for more.

My original pastoral view of the Tangs music has been irrevocably altered. Never again shall I make the mistake of considering them the Seventies' answer to Debussy. No, they are an imitation underground rock super group, albeit a poor and pretentious one. It's a living, I suppose. I just wish Tangerine Dream would pay as much attention to the content of what they play as they do to the quality of sounds they synthesize. A Tang concert could be a lot of fun if they only played with more care.

—Richard Einhorn



from page 10

One of Wakeman's charming idiosyncrasies is his taste for highly resonant filtering, (cranked-up "Q"). This and the constant portamento give his

synthesizing an especial pungence. Wakeman remains a dramatic, almost melodramatic composer. He is an old pro at generating excitement by the sudden entrance of an instrument or a sound effect, and of making music out of timbral dialogue. These virtues alone however are not sufficient for a satisfying work. The listener cannot escape the feeling he is partner to a contrivance.

The fact that Wakeman has recently rejoined Yes, the band that originally brought him to fame, makes this an appropriate time to examine the merit of his entire solo career. It must be admitted in all candidness that his best work has not been on "The Six Wives of Henry VIII", or "Journey to the Center of the Earth", or "King Arthur", or "No Earthly Connection", and certainly not "White Rock". No, his best work was on "Fragile", "Close to the Edge", and "Tales from Topographic Oceans". His return to Yes is perhaps Wakeman's own admission that his solo career has not been all that he hoped it would be. In retrospect it is surprising he ever left Yes, so perfectly did they complement each other in precisely the areas where each needed it most. Yes's stylistic purity curbed Wakeman's tendencies toward excessive eclecticism while their fluid vocals spared listeners embarrassment over his own songwriting efforts. Wakeman, for his part, lent Yes the showmanship and accessibility that enabled them to gain a mass following. With all due respect to the English Rock Ensemble, the new Yes album, expected shortly, will give Rick Wakeman his first chance in a long time to interact with musicians of his own caliber. It may restore to him his reputation as the finest keyboardist in rock, a reputation somewhat tarnished by his own solo career.

—Tom Davey

Pat Martino: Joyous Lake
WB BS-2977 (6-98)
Warner Brothers

In jazz/rock music these days it is rare to hear hollow body electric guitar free of distortion. Pat Martino combines this with synthesizers to produce a clean melodic sound on this album with the help of producer Paul Rothchild (Paul Butterfield, The

Doors, Bonnie Raitt).

The synthesizers on this record (Oberheim Polyphonic and EML models 101 and 500) are used in a very low-key manner: Usually the main theme is stated by Martino's guitar with a filtered synthesizer in unison and an octave below. The synthesizer lines with the guitar form a new timbre which sounds like a guitar except that a guitar without distortion is not able to sustain as long as these lines do.



But mostly, it is the playing not the sounds that distinguish this album. Martino, along with his band, consisting of Delmar Brown keyboards, Mark Leonard on bass, and Kenwood Dennard drums, are a proficient, and tasteful quartet. And they cook! Sometimes they sound like Weather Report, but generally, they sound rather unique, even though there are a lot of familiar elements that make up the sound: Brazilian rhythms, Rhodes piano, the jazz/rock drumming, etc.

Brown uses his phase shifter faster and deeper than most piano players, which is nice at first, but wears thin by the end of the album. However, there are spots where he puts the phase shifter's doppler effect to good use. In "Pyramidal Vision" the Harmonizer is used for special effects by feeding it back on itself. (for more on the harmonizer, see Tom Davey's report on Synapse No. 5)

There are other effects (filtered noise, sequencers, etc.) interspersed freely throughout the album, but they never interfere with the band's groove. In fact, the wide open sound of the record belies the amount of tracks playing simultaneously (guitar, bass, drums, 2 Rhodes tracks, 2 synthesizer tracks, clavinet, Oberheim violas, occasional grand piano, and percussion), a tribute to Rothchild's masterful production.

—Danny Sofer

What's Happening

from page 6

Minimoog) features a traditional compliment of modules and the ability to split one sawtooth oscillator to make it sound as two. It retails for \$995. The Microcon is the size of a normal module but features the functions necessary to add another voice to an existing performance synthesizer. The Microcon retails for \$300.




The Boss GE-10, ten band graphic equalizer

Beckmen Musical Instruments has released the Boss GE-10 Graphic Equalizer. The GE-10 features 12db cut and boost over ten frequency bands and input level switching.

The AR-300 series by Aries Music, has been expanded to include a dual reverb with "dry to


reverbed" panning ability, a stereo output phase shifter made by the Trine Corp. and a pre-amp/envelope follower/gate generator.

Stage is now offering a six input, stereo output mixer. The unit is complete with bass and treble fader controls for each channel, stereo pan, effects mixing pots and channel standby switches. Both phone and cannon connector versions are available. It is distributed by Unicorn Inc. and retails for \$399.



A six input, stereo output mixer by Stage

Dennis Electronics, a small Honolulu based manufacturer, is redesigning their system and are offering their old stock at very reduced prices. Call (808) 955-2839 for the modules avail-



Tangerine Dream

PHOTOGRAPH BY BILL MATTHIAS

able and additional information.

Be on the lookout for The Sorcerer by William Friedkin. The entire soundtrack was composed and performed by Tangerine Dream before the movie was made.

The New England Conservatory will be offering an Electronic Music Workshop from June 27 to July 1. The one week course with Robert Ceely will cover traditional electronic music studio techniques. Also slated

is a basic Audio and Recording Techniques Workshop. For more information, contact Bob Annis, New England Conservatory, 290 Huntington Ave., Boston Mass., 02115, (617) 262-1120.

You may not believe it, but it's supposed to be true. Yes will be touring the U.S. in late summer. Get in line for tickets.

Please refer to "Listings" on page 46 for any addresses not found above.

METROPOLIS

FRITZ LANG'S
SILENT FILM CLASSIC
WITH
LIVE ELECTRONIC MUSIC
ACCOMPANIMENT
BY
TOM HAMILTON

8 PM JUNE 16-19
MAPLEWOOD THEATRE
SAINT LOUIS, MISSOURI

MUSICIANS CONTACT SERVICE



SINCE 1969, A UNIQUE REFERRAL SERVICE FOR:

- * MUSICIANS SEEKING WORK
- * GROUPS MANAGERS & AGENTS NEEDING MUSICIANS
- * COMPLETE ACTS READY TO WORK

(213) 467-2191

6605 SUNSET BLVD. HOLLYWOOD, CALIF. 90028

10:30 - 4:30 MONDAY - SATURDAY

GIVE YOUR TALENT EVERY CHANCE

VNTORCHESTRA VAKO YAMAHA SOUND SCULPTURES ACOUSIT
 FREQUENCY SHIFTER QUAD STEREO INPUT JACKS HERTZ CLOCKS
 RABESQUE SHIFT REGISTER SINE WAVE SAWTOOTH WAVE T
 ELECTRONIC MUSIC MOBILE WAVESHAP T TRIGGERS SE
 ONCE...
 OLBY...
 EQU...
 ARM...
 INSTRUMENTS THE AVANT GARDE 4-VOICE POLYMOOG OMNI I
 UCHLA LAVEL CFR EMULEMS EML COMPUTERS FARFISA HAMMON
 ND HOD...
 ELEASE...
 /ALTER CARLOS MALCOM...
 MG ENO LARRY EAST ROBERT FRIPP GENESIS GENTLE GIANT PAI
 ANCOCK BO HANSSON PIERRE HENRY OTTO LEUNING KRAA
 EORGIO LIGETI LEM PATRICK MORAZ NEKTAR NAM JUNE PAIK
 SERIUM RING MODULATORS 2600 MELLOTRON TELHARMONIUI
 /OLTAGE OBERHEIM AC/DC ARP MOOG UNIVOX 360 SYSTEM
 subscribe to synapse
 PLEASE USE THE ATTACHED POSTAGE PAID ENVELOPE

pssst,
say kid!



5-2000



ALMO PUBLICATIONS

THIRD CLASS MAIL

BULK RATE
U. S. POSTAGE
PAID
Hollywood, CA
PERMIT NO. 456


Switched



Synthesizer

presents...

The Songbook For Every Modern Musician And Educator



\$9.95

catalog no. XF4039

... the useful way to learn how to play and perform on the synthesizer!

Not just a technical manual relating to one manufacturer's product, this book contains all electronic patches and instructions necessary to operate any and all synthesizers.

The popular musician will find a bonus — musical arrangements of hit copyrights graphically showing how to utilize the synthesizer as an instrument of entertainment.

Unique features include:

... two or three separate versions of each musical arrangement with patch diagrams for the Arp Odyssey, the Minimoog, and a universal patch diagram suitable for any kind of synthesizer.

... each arrangement adapts to individual synthesizer with (or without) keyboard solo, or group performance.

... a complete glossary of electronic terms for the synthesizer, and a comprehensive explanation of voltage control, waveshape modulation, etc.

... for your audio reference: actual "soundsheet" recordings of professional synthesizer sounds.

Arranged and edited by Dr. PHILIP SPRINGER, eminent authority on the synthesizer and its role in music. Dr. Springer teaches an accredited synthesizer course at the University of California at Los Angeles.

AVAILABLE NOW AT YOUR LOCAL MUSIC DEALER