



# ***FEBRUARY 2025 LABOR MARKET REVIEW***

# TABLE OF CONTENTS



Page 3 – Board of Directors

Page 5 – Highlights of the Labor Force

Page 9 – Employment by Sectors

Page 14 – Unemployment Claimants



# Board of Directors

## Board Chair

**Bobby Blanco, Private Sector**

## Vice Chair

**Ruben Torres, Private Sector**

Dr. Armando Aguirre, Public Education

Robert Alcala, Vocational Rehabilitation

Dr. Carlos Amaya, GED

Satish Bhaskar, Public Assistance

Ruben Chavez, Private Sector

Chrystal Davis, Community-Based Organization

Dan Dunlap, Private Sector

Chelsie Evaldi, Private Sector

Ernestina Fauntleroy, Private Sector

Michelle Fenton, Private Sector

Eduardo Garcia, Economic Development

Art Garza, Private Sector

Bob Gear, Public Employment

Christina Gonzalez, Private Sector

Leonard Goodman III, Private Sector

Luis Hernandez, Higher Education

Randall Kinzie, Private Sector

Ruby Maldonado, Private Sector

Elizabeth Moya, Community-Based Organization

Mary Jo Ochoa-Hernandez, Literacy Council

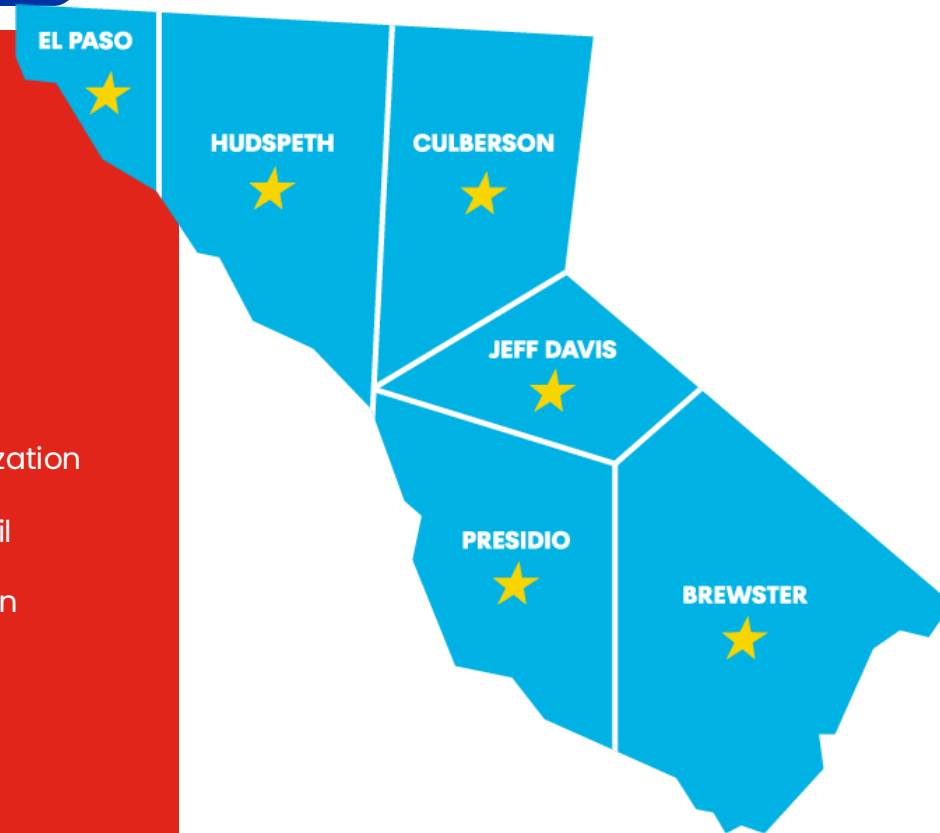
Mica Short, Community-Based Organization

Frank Spencer, Private Sector

Adam Valdez, Organized Labor

Emma Wollschlager, Private Sector

Melissa Zamora, Private Sector





# Board of Directors



To our members,

We are pleased to present the Labor Market Review that examines how the workforce area performed during **February 2025**. We are incorporating unemployment insurance claimant data to provide perspective on the ongoing pandemic effect.

The information presented in this newsletter was gathered from federal and state sources and pertains to the El Paso MSA, the Workforce Solutions Borderplex region, and the City of El Paso.

We look forward to performing to your highest standards in communicating pertinent information regarding the workforce as it relates to our objectives at WSB.

If there is additional information that you would like to see presented here, please send your comments and suggestions to:

[kandolite.carson@borderplexjobs.com](mailto:kandolite.carson@borderplexjobs.com)



# Highlights of the Labor Force February 2025



## THE BORDERPLEX REGION

- THE LABOR FORCE INCREASED BY 1,408 FROM THE PREVIOUS MONTH
- THE NUMBER OF EMPLOYED INDIVIDUALS INCREASED BY 636 FROM THE PREVIOUS MONTH
- THE NUMBER OF UNEMPLOYED INDIVIDUALS INCREASED BY 772 FROM THE PREVIOUS MONTH

## EL PASO, TX MSA

- EL PASO, TX MSA UNEMPLOYMENT WAS AT 4.4%, WITH A TOTAL OF 18,531 UNEMPLOYED INDIVIDUALS
- EL PASO, TX MSA ADDED 6,100 NONFARM JOBS SINCE FEBRUARY 2024
- EL PASO, TX MSA ADDED 800 NONFARM JOBS FROM THE PREVIOUS MONTH

## RURAL COUNTIES (BREWSTER, CULBERSON, JEFF DAVIS, HUDSPETH, AND PRESIDIO COUNTIES)

- THE LABOR FORCE INCREASED BY 174 FROM THE PREVIOUS MONTH
- THE NUMBER OF EMPLOYED INDIVIDUALS INCREASED BY 143 FROM THE PREVIOUS MONTH
- THE NUMBER OF UNEMPLOYED INDIVIDUALS INCREASED BY 31 FROM THE PREVIOUS MONTH

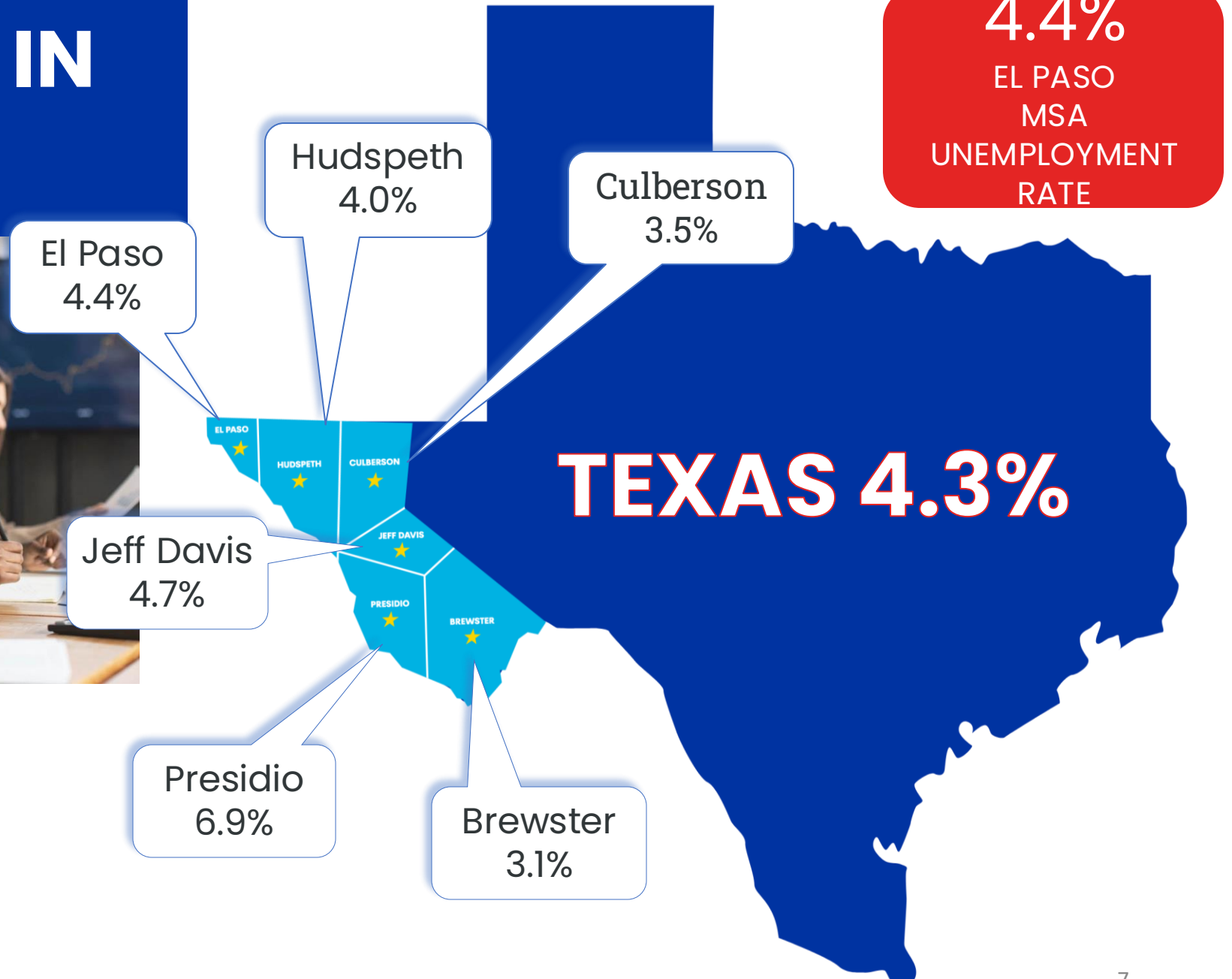


# Noteworthy in February 2025 (Non-Seasonally Adjusted)



		February 2025				January 2025				February 2024			
		Labor Force	Employment	Unemployment	Rate	Labor Force	Employment	Unemployment	Rate	Labor Force	Employment	Unemployment	Rate
Texas	State	15,840,511	15,163,796	676,715	4.3	15,744,807	15,097,107	647,700	4.1	15,473,132	14,817,758	655,374	4.2
El Paso	MSA	422,731	404,200	18,531	4.4	421,467	403,678	17,789	4.2	411,178	392,923	18,255	4.4
Borderplex	WDA	432,719	413,762	18,957	4.4	431,311	413,126	18,185	4.2	420,978	402,309	18,669	4.4
Brewster	County	5,519	5,350	169	3.1	5,458	5,298	160	2.9	5,498	5,330	168	3.1
Culberson	County	1,111	1,072	39	3.5	1,100	1,065	35	3.2	1,068	1,029	39	3.7
El Paso	County	421,632	403,145	18,487	4.4	420,398	402,652	17,746	4.2	410,125	391,915	18,210	4.4
Hudspeth	County	1,099	1,055	44	4.0	1,069	1,026	43	4.0	1,053	1,008	45	4.3
Jeff Davis	County	663	632	31	4.7	646	613	33	5.1	590	557	33	5.6
Presidio	County	2,695	2,508	187	6.9	2,640	2,472	168	6.4	2,644	2,470	174	6.6
El Paso	City	335,666	321,446	14,220	4.2	334,702	321,053	13,649	4.1	326,606	312,492	14,114	4.3
Socorro	City	19,040	18,187	853	4.5	18,999	18,165	834	4.4	18,538	17,681	857	4.6

# NOTEWORTHY IN FEBRUARY 2025



# AVERAGE WEEKLY WAGES

(3<sup>rd</sup> Quarter 2024)

## Average Weekly Wage (3rd Quarter 2024)

	Q3 2024	Q2 2024	Q3 2023	Quarterly Change	Yearly Change
Borderplex	\$966	\$956	\$930	\$10	\$36
Texas	\$1,396	\$1,381	\$1,335	\$15	\$61
USA	\$1,394	\$1,390	\$1,334	\$4	\$60



**WORKFORCE**  
SOLUTIONS BORDERPLEX



# WHERE DO WE WORK?

The three Super Sectors with the **GREATEST** employment for the El Paso MSA in February 2025 were:

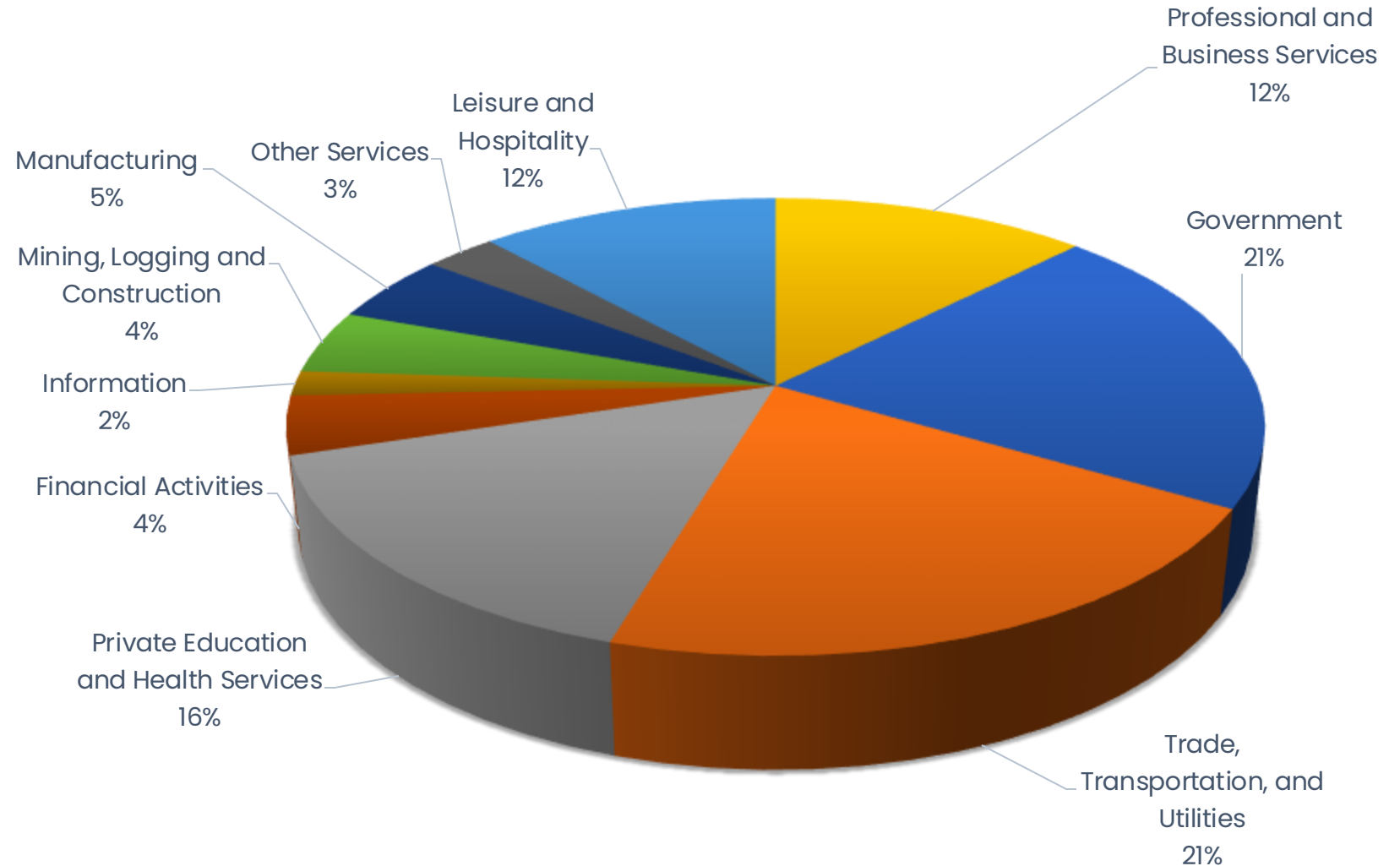
1. Trade, Transportation, and Utilities
2. Government
3. Private Education and Health Services

These three Super Sectors represented 58% of the total nonfarm employment.

The three Super Sectors with the **LEAST** employment for the El Paso MSA in February 2025 were:

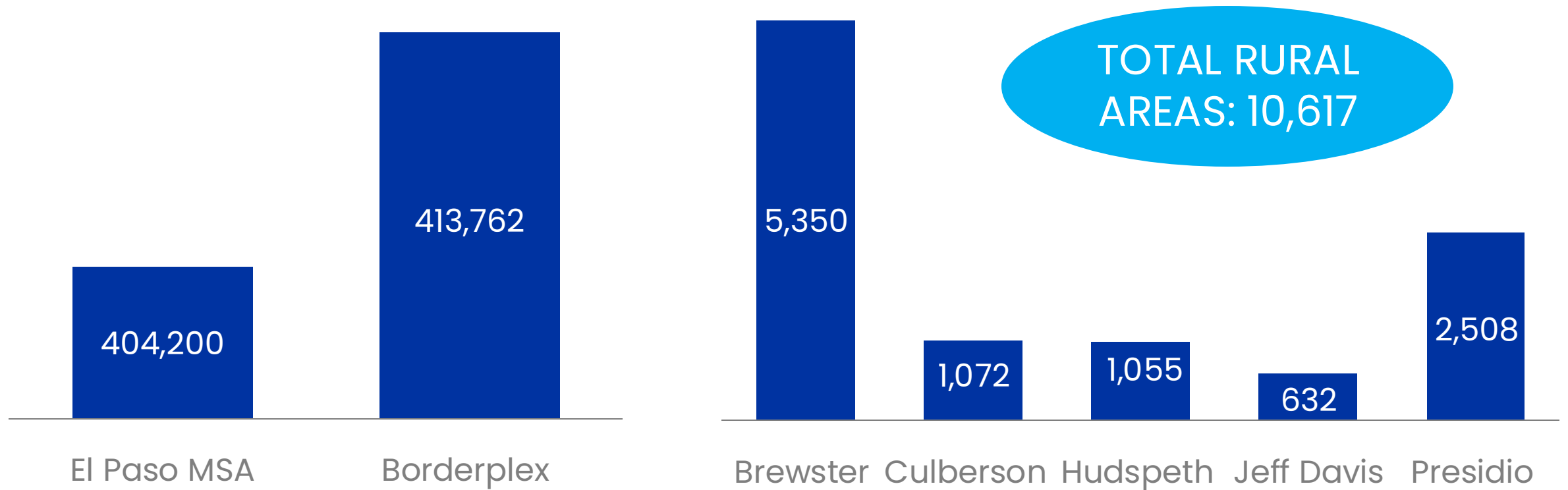
1. Financial Activities
2. Other Services
3. Information

These three Super Sectors represented 9% of the total nonfarm employment.



# WHERE DO WE WORK?

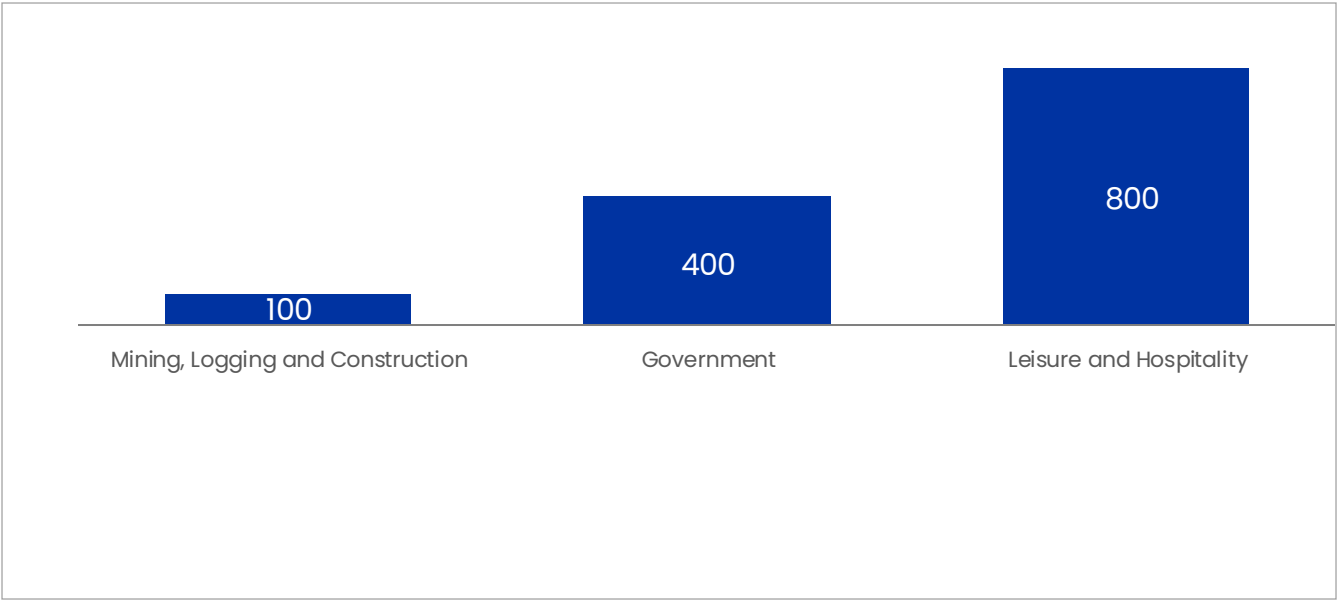
EMPLOYMENT in February 2025



# WHERE DO WE WORK? (Cont.)



## Industries Sectors that added jobs



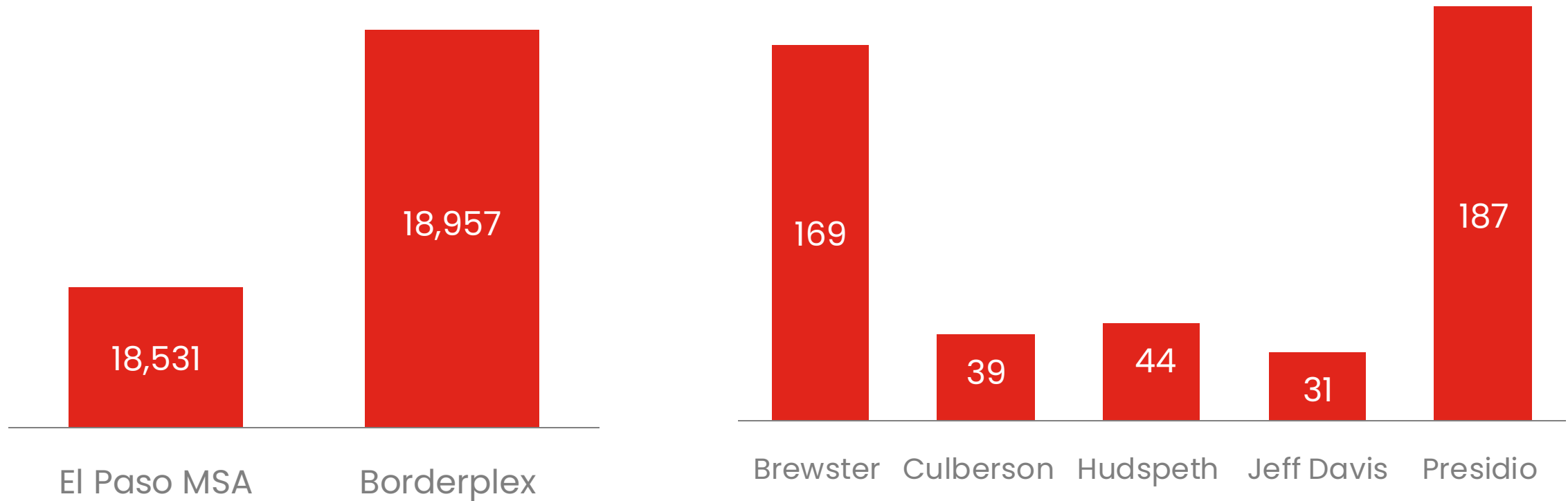
## Top 5 Job Postings in the El Paso, TX MSA – February 2025

Occupation	Vacancies	Median Hourly Earnings BLS 2023
Retail Salespersons	748	\$13.15
First-Line Supervisors of Retail Sales Workers	713	\$17.27
Registered Nurses	541	\$37.47
Medical and Health Services Managers	483	\$47.55
Fast Food and Counter Workers	354	\$10.89

Job postings active during February 2025

# WHERE ARE WE LOSING JOBS?

UNEMPLOYMENT in February 2025






# WHERE DO WE WORK? (Cont.)



## Industries Sectors that lost jobs



## Top 5 Unemployment Claimants Occupations



No occupation identified for 44 Active UI claimants

# UNEMPLOYMENT INSURANCE CLAIMANT DATA

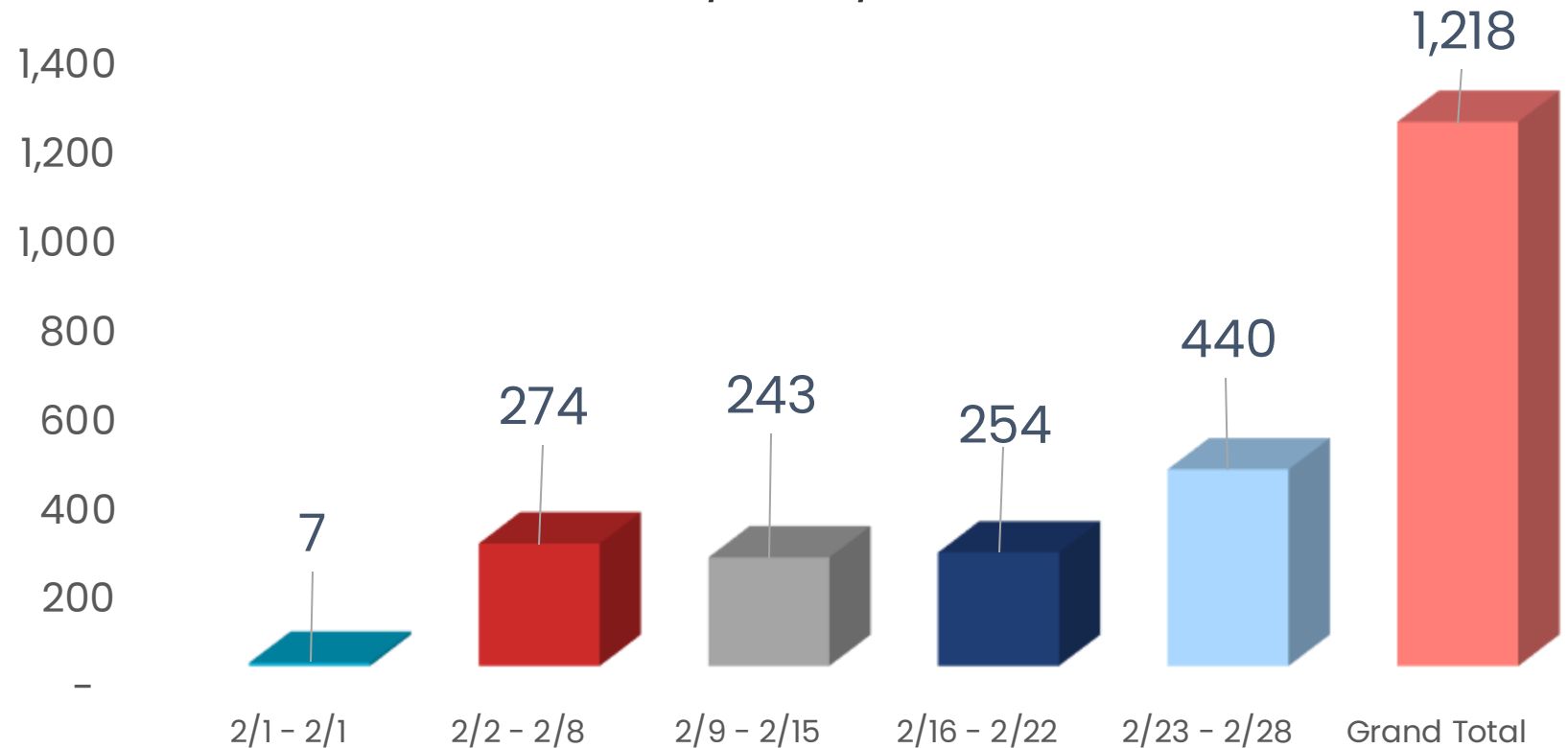
This report reflects the  
**Borderplex Region.**  
Including these 6 counties:

- Brewster
- Culberson
- El Paso
- Hudspeth
- Jeff Davis
- Presidio

An Active Claimant is someone who meets any of these conditions:

- Claimant had to have a payment within 21 days
- The most recent Claimant certified date is within 21 days
- The claim status date is within 28 days

## ACTIVE UI CLAIMANTS BY WEEK BORDERPLEX REGION 2/1 to 2/28



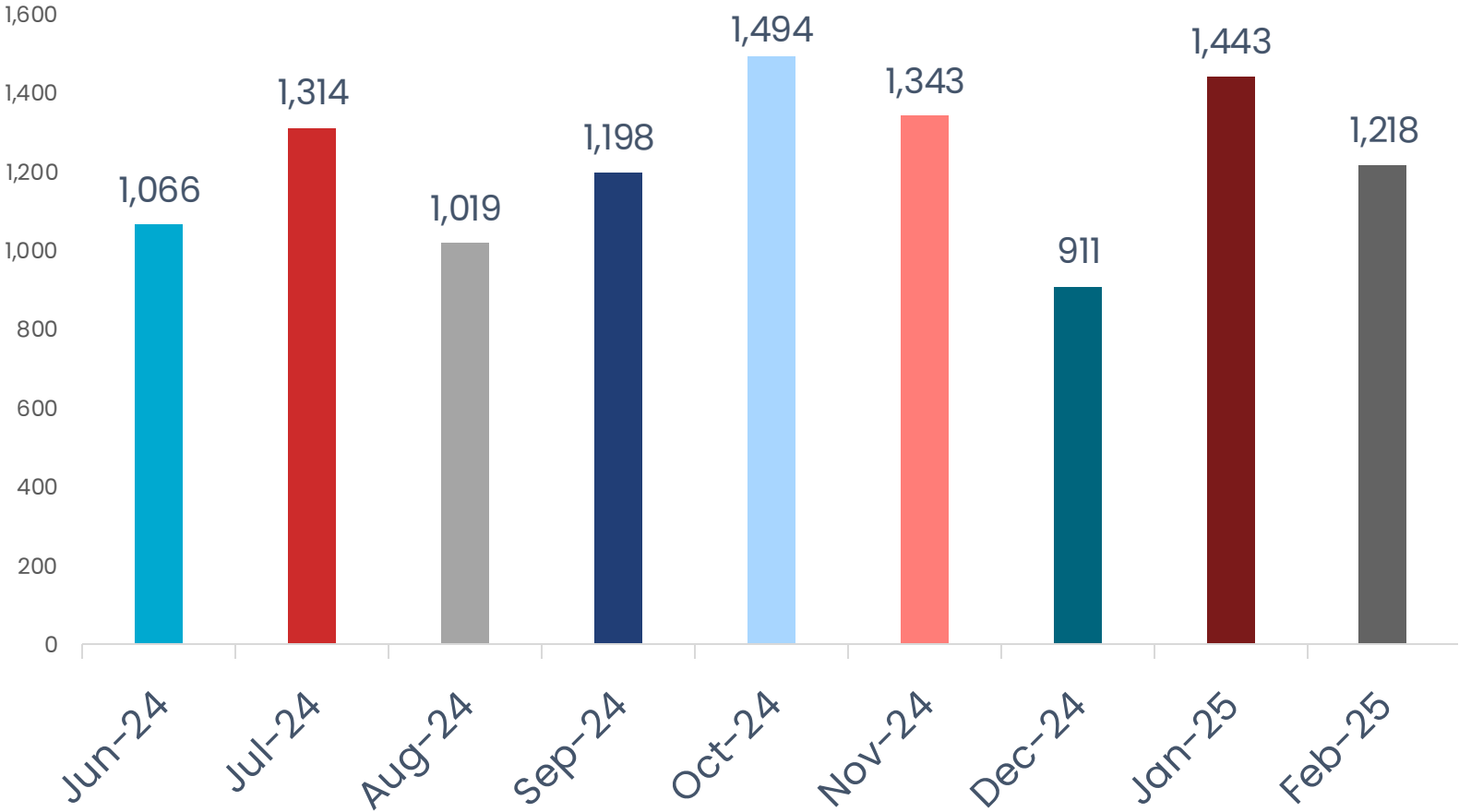
# UNEMPLOYMENT INSURANCE CLAIMANT DATA



This report reflects the **Borderplex Region**.  
Including these 6 counties:

- Brewster
- Culberson
- El Paso
- Hudspeth
- Jeff Davis
- Presidio

ACTIVE UI CLAIMANTS BY MONTH  
BORDERPLEX REGION

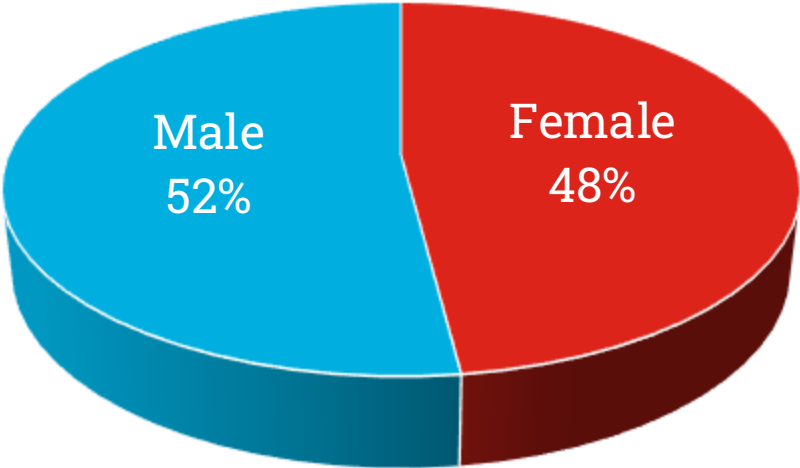


# UNEMPLOYMENT INSURANCE CLAIMANT DATA



ACTIVE UI CLAIMANTS BY WEEK  
BORDERPLEX REGION  
2/1 to 2/28

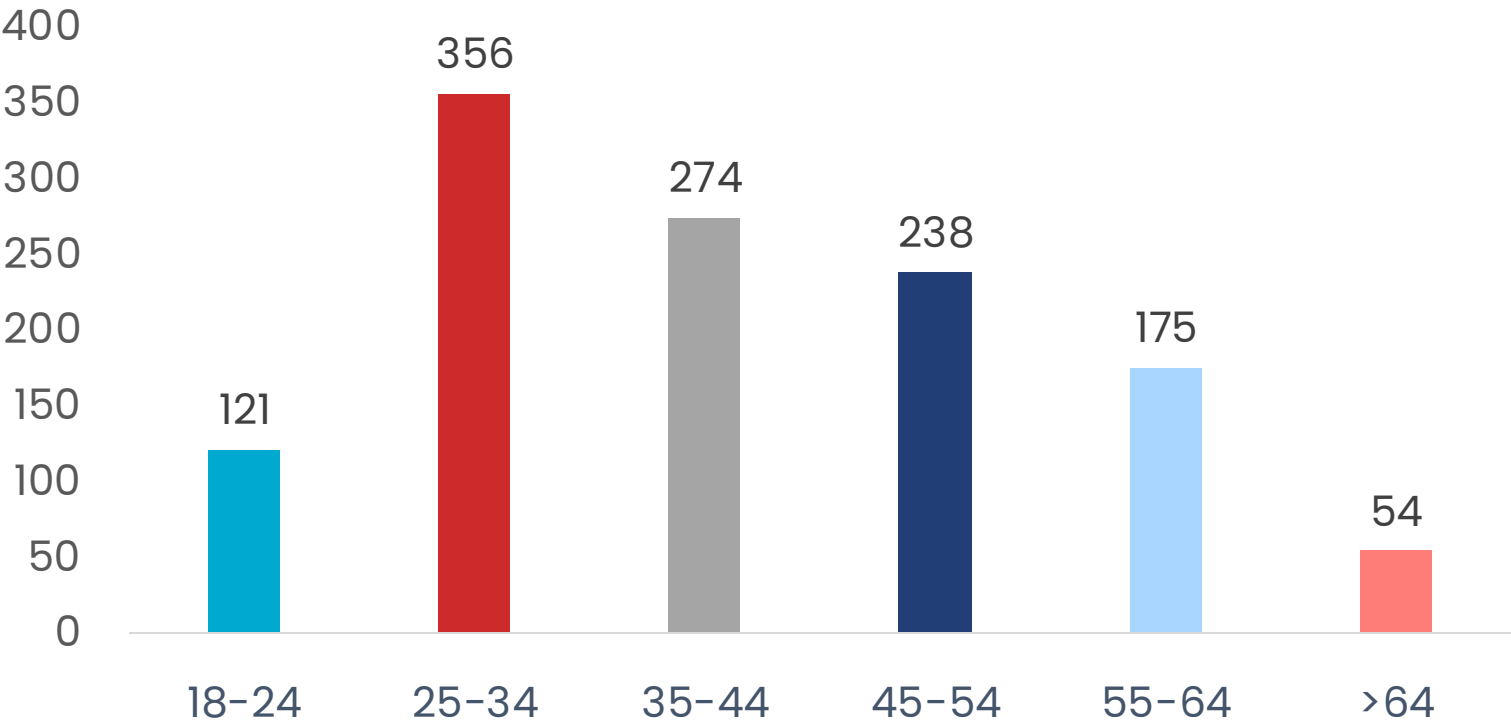
Gender



An Active Claimant is someone who meets any of these conditions:

- Claimant had to have a payment within 21 days
- The most recent Claimant certified date is within 21 days
- The claim status date is within 28 days

Age

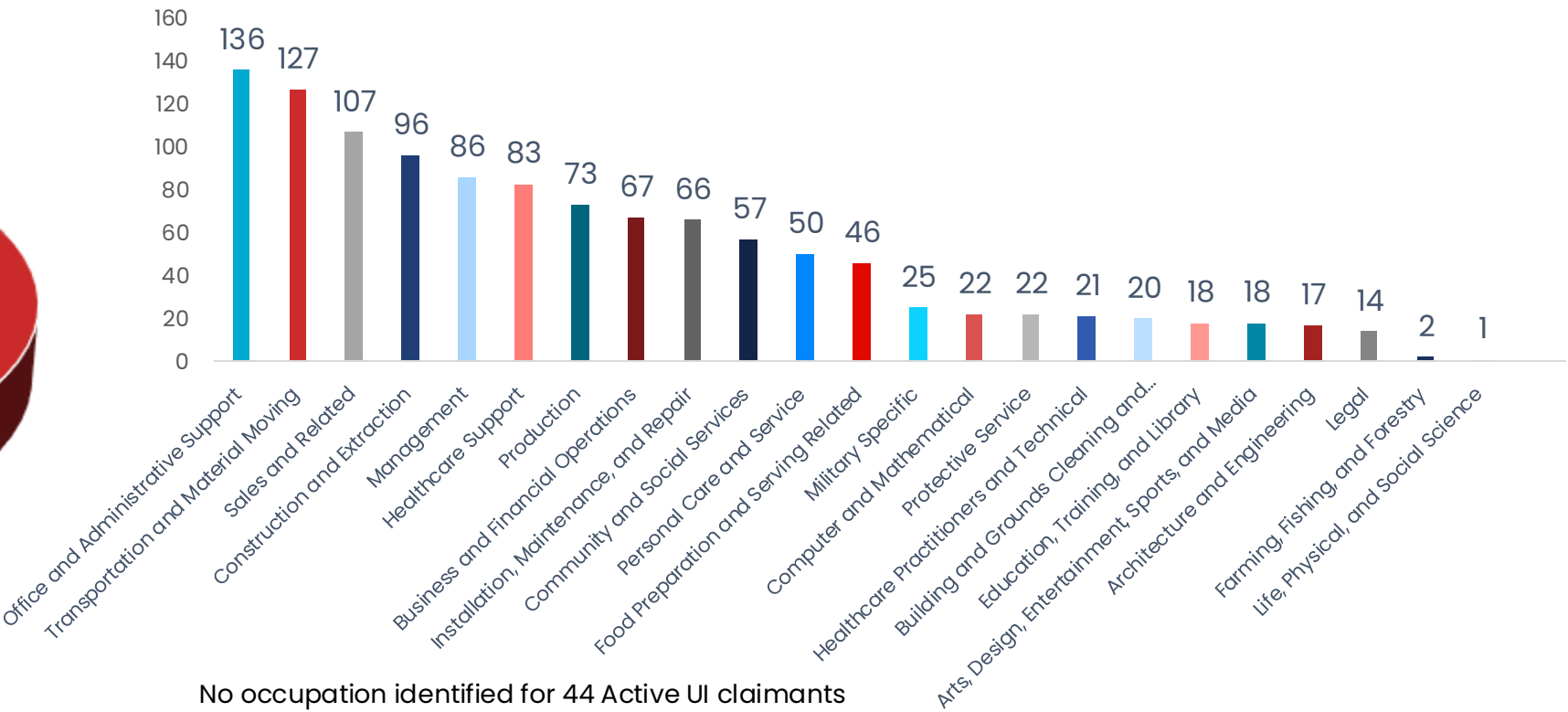
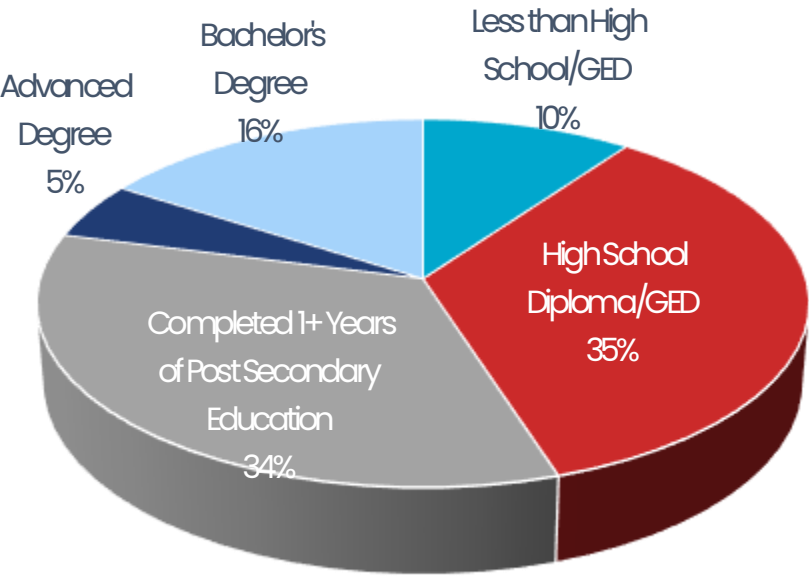




# UNEMPLOYMENT INSURANCE CLAIMANT DATA



ACTIVE UI CLAIMANTS BY WEEK  
BORDERPLEX REGION  
2/1 to 2/28



No occupation identified for 44 Active UI claimants

# SOURCES



A proud partner of the  
americanjobcenter  
network

Labor Market & Career Information, Texas Workforce Commission February 2025, JobsEQ February 2025, Bureau of Labor Statistics May 2023, US Census 2023. To access previous reports, please visit the Workforce Trends and Data section of our website: <http://www.borderplexjobs.com/regional-statistics/workforce-trends-and-data>

Funded by all or in part of, the Department of Labor/ETA WIOA Formula Grants and Wagner-Peyser; the Department of Health and Human Services TANF and Childcare Development Fund; and the Food and Nutrition Service SNAP Employment & Training.”

Equal Opportunity Employer/Program. Auxiliary aids and services are available upon request to individuals with disabilities. Relay Texas: 711 (Voice) or 1-800-735-2989 (TTY).

Igualdad de oportunidades de Empleo/Programas. Equipo auxiliar y servicios de apoyo están disponibles para personas con discapacidad al ser requeridos. Relay Texas: 711 (Voz) o 1-800-735-2989 (TTY)