

# TAMER

THE ORIGINAL HOLESHOT DEVICE

2024

PRODUCT CATALOG





**PHIL NICOLETTI**  
CLUB MX YAMAHA



 **100% MADE IN THE USA**

# THE **ONLY** COMPANY **100%** COMMITTED TO THE INNOVATION OF STARTING DEVICES

**TABLE OF CONTENTS**

WHO WE ARE.....4-5  
 NUMBERS DON'T LIE.....6-7  
 WDS 2.0 .....8-9  
 2024 RING FEATURES.....10-11  
 2024 BUTTON FEATURES.....12-13  
 SINGLE BUTTON DEVICE.....14-15  
 DOUBLE BUTTON DEVICE.....16-17  
 KX65 DEVICE.....18  
 FORK GUARD BRACKETS.....19  
 REAR DEVICE.....20-21  
 REPLACEMENT PARTS.....22  
 INSTALL KIT.....23  
 CLUB MX YAMAHA.....24-25  
 RIDES UNLIMITED.....26-27  
 NICK MARET.....28-29  
 TEAM TEDDER.....30  
 CAB SCREENS YAMAHA.....31  
 AMERICAN HONDA FLAT TRACK.....32-33  
 TAMER RIDERS.....34-37  
 NOTES.....38-39



**WHO WE ARE**



 **100% MADE IN THE USA**





## 100% MADE IN THE USA



*Tamer is a small manufacturing business that has been in the moto industry since 2001. We build starting devices, front devices and rear devices, for your dirt bike and that is all we do. This company is 100% supported by the product that our company owner, Kevin Maret, invented and patented.*

*We don't build anything else in our facility, we didn't start out building anything else, we simply build the Tamer line of starting devices. We are located in Lincoln, Nebraska, smack dab in the middle of the USA. We machine our product line using Haas equipment that is also made in the USA.*

*So, rest assured, when you choose to spend your hard earned money on a Tamer starting device, whether it is a front or rear system, the Tamer product is manufactured, assembled and shipped 100% in Lincoln, Nebraska USA by hard working Americans and has been that way since the day we started 22 years ago.*



**NUMBERS  
DON'T  
LIE**

**2023 LORETTA I**  
WHO'S USING WHA

**PERCENT  
WITH DEVICE**

**2023 MINI O'S**

**PERCENT  
WITH DEVICE**

# LYNN'S AMATEUR NATIONAL CHAMPIONSHIP

AT?

+3.1% SINCE 2022

**48.1%**

**TAMER**

-0.1% SINCE 2022

**32.5%**

**WORKS  
CONNECTION**

-0.9% SINCE 2022

**5.2%**

**PRO TAPER**

# AMATEUR NATIONAL CHAMPIONSHIP

+8.3% SINCE 2022

**52.7%**

**TAMER**

-2.9% SINCE 2022

**25.2%**

**WORKS  
CONNECTION**

-3.1% SINCE 2022

**3.9%**

**PRO TAPER**

# **THE NEXT INNOVATION IN STARTING DEVICE TECHNOLOGY**

## *WEAR DETECTION SYSTEM 2.0*

### **PROBLEM:**

*NOT KNOWING WHEN IT IS TIME TO REPLACE YOUR RING*

### **SOLUTION:**

# **WDS 2.0**

*- Pictures of rings were taken from 2 pro riders practice bikes over the course of the year. Both raced AMA Supercross & AMA Motocross while practicing 4-7 hours per week.*

### **BRAND NEW**



**100% MADE IN THE USA**



## RING



## 6 MONTHS OF WEAR



- Ring is beginning to wear down, but the black anodizing is still visible in between the now silver wear detectors.

## 1 YEAR OF WEAR



- The fork guard has almost completely worn down the wear detectors, shown by the now barely visible black line between them. This is when it is time to order a new ring.

## The most technologically advanced holeshot ring on the market today

### RING FEATURES

---

- 1 Part Number** – Each ring is machined with the ring part number into the top surface making it very easy to identify which models of bike the ring will fit. This is great when switching brands.
- 2 Flexibility** – Our ring is machined of billet 6061-T6 aluminum. This allows you to flex the ring around the fork leg without removing the fork during installation. No need for the unreliability of a hinged ring. (Patent pending)
- 3 Recessed Bolt Head** – The pinch bolt is recessed into ring for a smooth, sleek look while preventing the bolt head from snagging the plastic fork guard.
- 4 Ring Sticker** – Why do we use a sticker? Good question. We did the laser etching. When it wears off, it is gone. With the sticker, when it wears off, you can replace it making the ring look new again.
- 5 Latching Face** – With our latching face, the wear is minimal. And when the wear does become a concern, simply spin your ring on the fork leg slightly and like magic, you have a new latching face. (Patent pending)
- 6 Wear Detection System 2.0 (WDS 2.0)** – The face of the ring wears against the fork guard. As it does the wear detection bars will increase in size and the V-groove will decrease in size. Once the V-groove is gone, you know it is time to replace the ring. (Patent pending)
- 7 Latching Groove** – The Tamer latching groove is 3/4" to 1" wide ensuring engagement every time you latch your starting device. No alignment issues, no key ways to get stuck or filled with sand, just a 100% sure way your device is going to latch. You can do it with your eyes closed.
- 8 Debris Slot** – The debris slot is an opening in the latching groove to the bottom of the World. This slot allows water, sand, small dirt, mud, etc. to escape out of the Latching groove to ensure a 100% latching experience each time. (Patent pending)







## BUTTON FEATURES

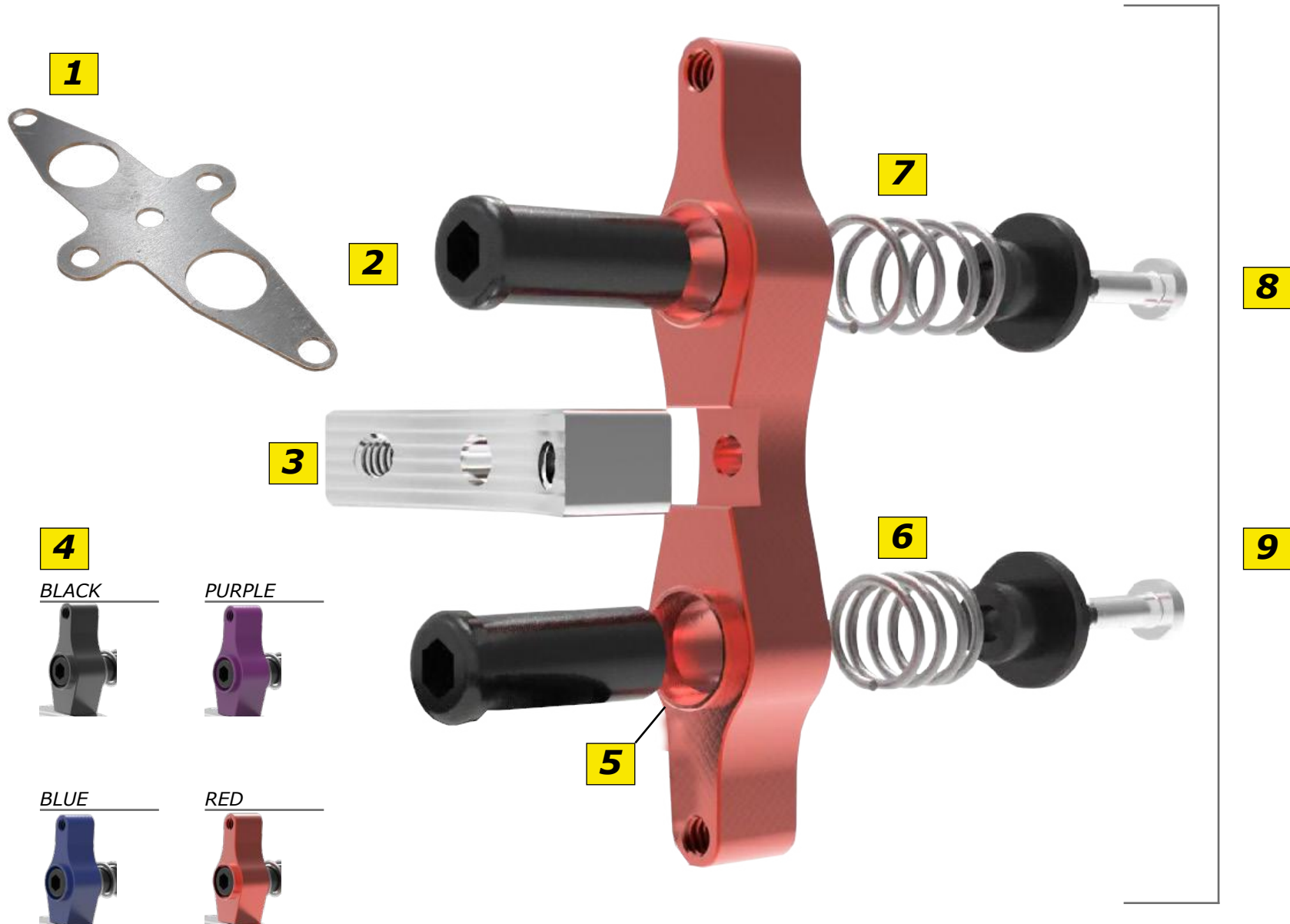
---

- 1 Paper Template** - We don't provide a paper template of your fork guard. We don't need to. We have no idea what you weigh, how soft or stiff your suspension is or how aggressive of a rider you are, so it isn't fair to you to put your button in the same position as the next person and the next person and so on. Our installation process is tailored for you and your suspension settings to ensure the correct location for the optimal start every time. Oh, and you don't need a printer to install our starting device, so you can do it anywhere from your phone.
- 2 Plunger Face** - The face on our plunger is bull nose shaped. This keeps the plunger from gouging and scraping your expensive fork tubes. (Patent pending)
- 3 Security** - Security? What? Yeah, we know. We see these things laying all over the track because they get ripped out of the fork guard. It happens to all brands, but at Tamer, we have minimized that. We use the X-wing (Patent pending). The X-wing adds two additional screws for security, BUT....it places those screws in another plane allowing the load to be spread out on the plastic fork guard.
- 4 Colors** - It is simple, but yeah, we give you 4 color choices to match your ride. (Page 12)
- 5 Machined lip** - Inside machined lip ensures the button stays in place on the fork guard by allowing this lip to recess into the plastic.
- 6 Spring** - A spring provides the strongest, most consistent, guaranteed action in sand, dirt, mud, water or any other condition you throw at it and that is why we use it. We guarantee the release of your button and that is exactly the way it was designed and that is exactly the way it works, period.
- 7 No Boot** - We don't cover up our working parts. No worries with this system. You simply power wash it off and spray it down with a little WD-40 type lubricant and it is ready to go. KISS (Keep it simple stupid) is our philosophy.
- 8 Rebuildable** - So simple to rebuild. A 3mm and 4mm allen wrench and this thing is apart in a heartbeat.
- 9 Size** - You don't want it ripped off your fork guard by a foot peg in the first turn because you have this large chunk of aluminum sticking out there and that is why we keep the sleek and slim design of the Tamer.



**100% MADE IN THE USA**

No way can we allow you to put a cupped washer on the head of your screw and then on the backside of your fork guard. You know what this does when it isn't countersunk properly? It tears up the face of your fork ring and next thing you know, the latch doesn't work anymore. We have seen it. It isn't rocket science boys and girls. You can't have anything mounted to the backside of your fork guard that is sticking out.



# **SINGLE BUTTON**

STARTING DEVICE

---

*BLACK*

---



 **100% MADE IN THE USA**



## SAME AMAZING RING



## DESCRIPTION

- The Tamer Single button front Holeshoot Hookup system features all the same qualities of the Double button system without the settings choices but at a lower cost. Setting choices are important, but so are finances, so pick your favorite, do you want to have choices when you show up to the line against Johnny Rocket or do you want to keep some cash in your pocket and go with the simplest, best designed, most dependable, lowest cost single button system available today, the Tamer Single Button Holeshoot Hookup Device.



ENZO LOPES  
CLUB MX YAMAHA

# **DOUBLE BUTTON**

STARTING DEVICE

---





## DESCRIPTION

---

- *The Tamer double button Holeshoot Hookup system is the same principal used by Factory Kawasaki and Pro Circuit racing. Tamer is the only 2 button system available on the market today and there is a reason for this; we have the patent.*
- *Tired of ripping your button out of your plastic? Our X-Wing design solves the issue of ripping out that button from the plastic by spreading the load out over the plastic fork guard and it looks trick also.*
- *Not all starting lines are the same and the innovative design of the Tamer Double Button feature allows you options. Whether it's dry slick, sandy, tacky, or concrete, the Tamer Double Button works! CONCRETE? That's right, the Tamer Double Button works on concrete. After all, drag racing uses this same concept and they start on concrete every time and that is why the upper button is perfect for all concrete starting areas.*



**GARRETT MARCHBANKS**

CLUB MX YAMAHA



# **KAWASAKI KX65**

## *STARTING DEVICE*

- *The Tamer Double button front Holeshoot Hookup system for the Kawasaki KX65 is the only system available on the market for this bike. Don't cheat your little racer, give them the exact advantage that all other 65cc riders are using on the start, the Tamer double button Holeshoot Hookup.*
- *This is the complete system including the Double button, fork guard, all mounting brackets, the fork ring, the drill template for button placement on fork guards and all assembly screws needed. The button is already installed on the fork guard, so this is an easy install.*



**FORK GUARD BRACKETS**

FITMENT/DESCRIPTION


08'-24' HONDA:



23' YAMAHA:



14'-24' KAWASAKI 250F/450F



21'-24' COBRA 50cc/65cc:



21'-24' KTM/GAS/HUSQ 65cc:



24' YAMAHA:



17'-24' KTM/GAS/HUSQ 125cc+:



- Our patented CNC machined fork guard brackets aren't just used for show or built out of a flimsy piece of aluminum. We thought to ourselves, how can we make our product longer lasting for our consumer no matter what brand of fork guard plastic they are running? The answer was simple and why we have meticulously tested our fork guard brackets on every bike possible to bring you the perfect bracket that provides unmatched durability and easy installation. We even tested our brackets on fork guards that have already been ripped off and the results were amazing with our brackets making the fork guard even stronger than new.

# REAR

## STARTING DEVICE

---

AVAILABLE FOR ALL BIKE MODELS WITH A LINKAGE SYSTEM



**100% MADE IN THE USA**



## DESCRIPTION

---

- *Tamer's rear Holeshoot Hookup starting device is the perfect addition to the front Holeshoot Hookup for the ultimate holeshoot. Accompanied by the front device, the rear device completely immobilizes the suspension making the bike rigid for the start ensuring that all transfer of power and energy is used to move the bike forward, so there is no energy loss of power in the suspension as in a bike without a rear starting device. This concept works excellent in all conditions from dry slick to tacky to concrete.*

## HOW IT WORKS:

---

### **The Tamer Rear Holeshoot Hookup works in 2 stages.**

**STAGE 1** - *When you are ready to start, you hold the front brake, apply the throttle and let out the clutch until it begins to engage or "chatter". Without a rear device, the rear of the bike raises up during this time and when you leave the gate, the rear has to settle back down and this absorbs energy from the motor that could be going towards forward motion. With the Tamer rear Holeshoot Hookup, the rear of the bike is not allowed to raise up during take off ensuring that all energy produced by the engine is transferred to a forward motion. This equals 3 to 4 tenths of a second.*

**STAGE 2** - *Without the device, the rear of the bike has raised up, you dump the clutch to take off and the rear shock settles down and by doing this, you preload the rear shock and when the rear tire makes contact with the gate, the shock rebounds and the rear tire loses traction with the ground. With the Tamer Holeshoot Hookup installed, the bike is already settled down and when the rear tire makes contact with the start gate, it releases the latching system and drives the rear tire into the ground without losing any traction. This can equal 4 to 5 tenths of a second.*

***The Tamer Rear Holeshoot Hookup is a bolt-on system and will attach to any stock and most after-market linkages available. The latch system attaches to your OEM shock bolt.***

# REPLACEMENT PARTS



## INCLUDES

- PLUNGER PINS
- BASE SCREWS
- SPRINGS
- BUTTONS
- ASSEMBLY BOLTS
- X-WING

**100%**  
**REBUILDABLE**



**100% MADE IN THE USA**

# **INSTALL**

---

## *KIT*



---

### *Description*

- *The install kit offers a quick and affordable way to make sure that your device is installed properly. This kit covers all of the specialty tools needed to install your Tamer front device. Get your install kit today and install your devices the right way.*

---

### *Included*


- *3/16 inch Drill Bit*
- *1/2 inch Chamfer Bit*
- *Deburring Tool*





# CLUB MX YAMAHA

JEREMY MARTIN: GARRETT MARCHBANKS: PHIL NICOLETTI: ENZO LOPES: PRESTON KILROY



 **100% MADE IN THE USA**







# **RIDES UNLIMITED/RMATV MC RACING**

JACK CHAMBERS:MAX MILLER:KAEDEN AMERINE:JONAH GEISTLER:CHAD SAULTZ



 **100% MADE IN THE USA**







# NICK MARET

SPONSORSHIP:EVENTS:DESIGN



 **100% MADE IN THE USA**








# TEAM TEDDER RACING

JOSH HILL : JUSTIN HILL



 **100% MADE IN THE USA**



# CAB SCREENS CRESCENT YAMAHA

HARRI KULLAS : SAM NUNN : JAMIE CARPENTER





# TURNER RACING - AMERICAN HONDA

DALTON GAUTHIER : MORGEN MISCHLER : CHASE SAATHOFF



 **100% MADE IN THE USA**







**TAMER RIDERS**

**JAYDIN SMART**



**PRESTON TAYLOR**



**STEVEN GREEN JR.**



**IZAIH CLARK**  
STORMLAKE HONDA



**RICHARD TAYLOR**  
EKS BRAND KAWASAKI



**JOAN CROS**  
INVICTUS RACING



**RYDER ELLIS**  
TEAM GREEN KAWASAKI



**LANCE KOBUSCH**  
STR RACING



**JAXEN DRISKELL**  
TAMER YAMAHA





**TAMER RIDERS**

**DEEGAN HEPP**



**MARK FINEIS**



**LANDIN PEPPERD**  
FACTORY GASGAS AMATEUR



**COLE ZABALA**  
FACTORY HONDA  
FLAT TRACK













# **TAMER**

**THE ORIGINAL HOLESHOT DEVICE**



**402-420-9557**

**KEVIN@TAMERMX.COM**

**NICK@TAMERMX.COM**