



**VIRTUAL
COSPLAY
MAGAZINE**

MARCH 2026

@VENOMKNIGHT.COS

INDICE

2

MARCH 2026 EDITORIAL

Edited By Karlottini

8

CONVENTIONS OF THE MONTH - MARCH 2026

Edited By Virtual Cosplay

12

INTERVIEW OF THE MONTH TO FABIO.MONTI81

Edited By Dilan Pierro

17

CRAZY SEWING PT 9

Edited By Karlottini

27

GOOSEBUMPS - COSPLAYER STORY PT 5

Edited By dan.cosplay._ & saky.ycos

36

ARTIST ALLEY - INTERVIEW TO @MARIFANTASYART

Edited By Dilan Pierro

42

WHEN SILENCE ENTERS CONVENTIONS

Edited By [_aaakito](#)

49

YOU AND YOUR CHARACTER PT 3

Edited By [lisa.cosp_](#)

57

VIRTUAL JUMP

Edited By Virtual Jump & [SquiddyLabionda](#)


67

THANKS

Edited By Virtual Cosplay



VITTORIO BIGNONE



PHOTOGRAPHY



BEST OF COLLAB

@BUNNYARTEMIS__



**MARCH
2026
EDITORIAL**

Edited By Karlottini

EDITORIALE

DEL mese

MARZO 2026

"Distant echoes of cold wars,
they look like pale fog in the sun
hours stretch like fingers
on a rosy, shy world,
spring, so we meet ourselves."



March has arrived, with a wonderful breath of fresh air: welcome back to Virtual Magazine, I'm Karlottini and I'm very happy to take the reins handed over by Axil, as editor-in-chief.



**FOLLOW US ON OUR
SOCIAL NETWORK**



It's wonderful for this swap to happen in March. I've always lived this month with enthusiasm, partly because I love spring and what it symbolizes, and partly because March 21st, usually the first day of spring, is my birthday.



This issue wants to convey to you precisely this fresh and positive spirit, I feel like expressing enthusiasm for Aki's article, which helps us understand beyond our barriers, just as the first rays of sunshine warm the cold of winter.

If we don't see Sayo in his wigs in this issue, Lisa consoles us very well with a makeup article that inflames us, we see the makeup of Naruto Chakra and Cercoterio, in short if you were still feeling a little cold, problem solved!



March 21st, no, it's not just my birthday. It's also the day dedicated to raising awareness about Down syndrome, and also the International Day for the Elimination of Racial Discrimination, two immense topics that I certainly invite you to explore further.



Racial discrimination is not resolved and today, as it was some time ago, many suffer unfair treatment. But be careful not to mystify a fight to dress up as paladins: yes, I'm talking about blackface, a term recently popular in cosplay and too often used as a weapon, rather than a shield.



Raising awareness and helping to smooth differences is admirable, it is our shield to injustice.

But when you stop delving and studying, you risk misusing words, Saky and Dan had the opportunity to bring to Goosebumps, an alternative scenario on the matter, in my opinion, enlightening.

Closed with the sermon I promise, in fact, I give you a ticket to the Artist Alley, where you can get to know MARIFANTASYART. Stop by and find out something about her, you won't regret it.

The usual events with the fairs of the month and the latest video-manga-anime news await you.

Happy spring, happy reading...thanks for being here. ❤️

**YOUR EDITOR-IN-CHIEF
KARLOTTINI**





BEST OF COLLAB
@MARILYN_SPARDA



conventions OF THE MONTH MARCH 2026

A Cura di Virtualcosplay_

conventions OF THE MONTH

ITALY

MEGAcon (Genova) - Genova

28 February - 1 March 2026

FORMIATORREcon (Formia, LT)

28 February - 1 March 2026

FERRARA NERD EXPO - Ferrara

7-8 March 2026

Verona POP & PLAY - Verona

7-8 March 2026

CEREA COMICS & GAMES - Cerea

14-15 March 2026

SERPEFEST - Pesaro

14-15 March 2026

BE COMICS! PADOVA - Padova

21 - 22 March 2026

GARDAcon - Montichiari, Brescia

21 - 22 March 2026

**WE ARE
WAITING
FOR YOU AT
THE VIRTUAL
STAND AT
GARDAcon!**



conventions OF THE MONTH

ITALY

VARCHI COMICS - MONTEVARCHI, (AR)

21 - 22 March

LUCCA COLLEZIONANDO (LUCCA)

28 - 29 March 2026

GIOCOMIX - CAGLIARI

28 - 29 March 2026

BRICÒLA - MILANO

28 - 29 March 2026



**FOLLOW US ON OUR
SOCIAL NETWORK**

conventions OF THE MONTH

NORD AMERICA

EMERALD CITY COMIC CON - SEATTLE, (USA)

5-8 March 2026

MEGACON ORLANDO - ORLANDO, (USA)

19-22 March 2026

WONDERCON - ANAHEIM, (USA)

27-29 March 2026

BC2E2 - CHICAGO COMIC - CHICAGO, (USA)

27-29 March 2026

EUROPE AND REST OF THE WORLD

MANGA COMIC CON - LIPSIA (GERMANIA)

19-22 March 2026

ANIMEJAPAN - TOKYO, (GIAPPONE)

28-29 March 2026

**FOLLOW US ON OUR
SOCIAL NETWORK**

**W
O
R
L
D**



BEST OF COLLAB

@JACK8904



INTERVIEW OF THE MONTH TO FABIO.MONTI81

Edited By Dilan Pierro

INTERVIEW TO FABIO MONTI

INTRODUCE YOURSELF!

44 years old, old-generation cosplayer, after a 10-years break, he gets back in the field to have fun and meet new interesting people.

Ex-Otaku, Nerd, gamer since young age and technology lover.

Web/UX Designer for over 20 years.

1. WHAT WAS THE BIGGEST TECHNICAL CHALLENGE IN DEVELOPING VIRTUAL COSPLAY CARD?

It really was the realization of the app as a whole. In itself, the technology employed is the same I use to work, but some things I had to see from scratch were those concerning the creations and the release actual app in the stores.



2. HOW DOES THE EXCHANGE-SYSTEM WORK EXACTLY AT A TECHNICAL LEVEL?

I thought of using geolocation, to determine a limited range of exchange. When you use the app and activate your localization in your lobby, everyone in the range of 100mt can see you and ask to exchange. Beyond this range it's not possible, so you can't exchange cards from afar.

3. WHAT DATA IS SAVED AND HOW DO WE GUARANTEE THE SAFETY OF USERS?

The only data that at the moment, we're saving are email and Instagram name. Beyond this we ask the user if they are willing to let us use their photo for the app. But well, if they didn't give us this consent they wouldn't be in the collection, would they?



The app in itself hasn't got ADS neither advertisement, it doesn't matter to us. What we want is for the users to have fun, to go at conventions and exchange their card with others.



4. DURING THE BETA IN NOVEGRO, WHICH FEEDBACK STRIKED YOU THE MOST?

Except for the difficulty somebody initially had downloading the app at the convention (the connection was a little messy) it was asked to me "why do I have to put my password every time to login?" I explained that saving functionality would have arrived shortly after, given that I developed the app in a month at full speed!

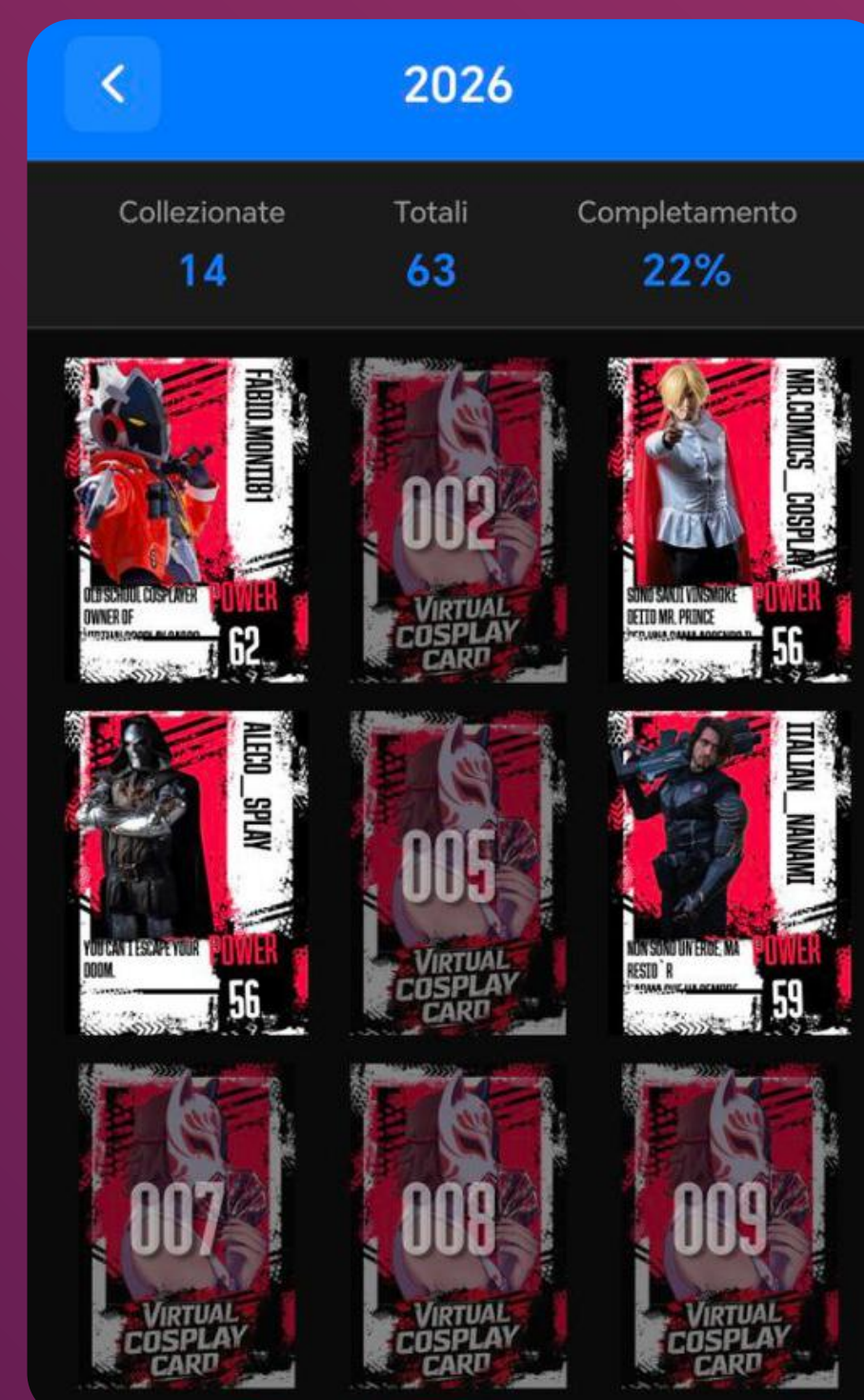


5. WHAT WAS THE REACTION OF THE COMMUNITY MEMBERS? WHAT TO UNDERSTAND OR IMPROVE BEFORE THE OFFICIAL RELEASE ON PLAY STORE AND APPLE STORE?

Once the guys did the access and started to exchange cards they were fanatical for the idea of making their collection of cards with the community members. And seeing their enthusiasm couldn't be more satisfying. Regarding the official release, there is a schedule we need to follow. If everything goes well, I should be releasing the first official version after Gardacon.

6. CAN YOU GIVE US A LITTLE SPOILER ABOUT SOME UPCOMING NEWS?

A thing they asked me LOTS was rankings. Then there is a WORLD of upcoming news coming, such as the possibility to play with the cards. But... everything at its time!





BEST OF COLLAB

@RYO_COSPLAY_



BAND TOP Y2K

- CRAZY SEWING

CUCITO PAZZO EP 9

Edited By Karlottini

CUCITO PAZZO

EP.9

GIVEAWAY PRIMAVERILE

It's the spriiiiiiiiing!

Ok I can't contain the enthusiasm guys, I had to be serious in the editorial but this is my space to be crazy.

Yes, it's still me, but here we meet to get our hands going, and this month in particular we're making a very quick band top using recycled materials and applying one of the decorative methods we saw in the last episode.


I wish to always remind you that my articles aren't lectures, they're moments when I show something in the hope that it might be useful to you!



Starting next month, we'll see each alternating months, with a few exceptions, because I'd also like to show you something a little more in-depth, but it takes time.

Oggi quello che vi serve
Today what you need is
a leftover fabric, old
trousers, or an old
blanket, you know,
whatever you want!

It's very simple guys,
everything is sewn in
line stitch, please
remember the tension
of the thread depends
on the fabric you are
using, always look
online what is
recommended for your
type of fabric before
threading the needle.

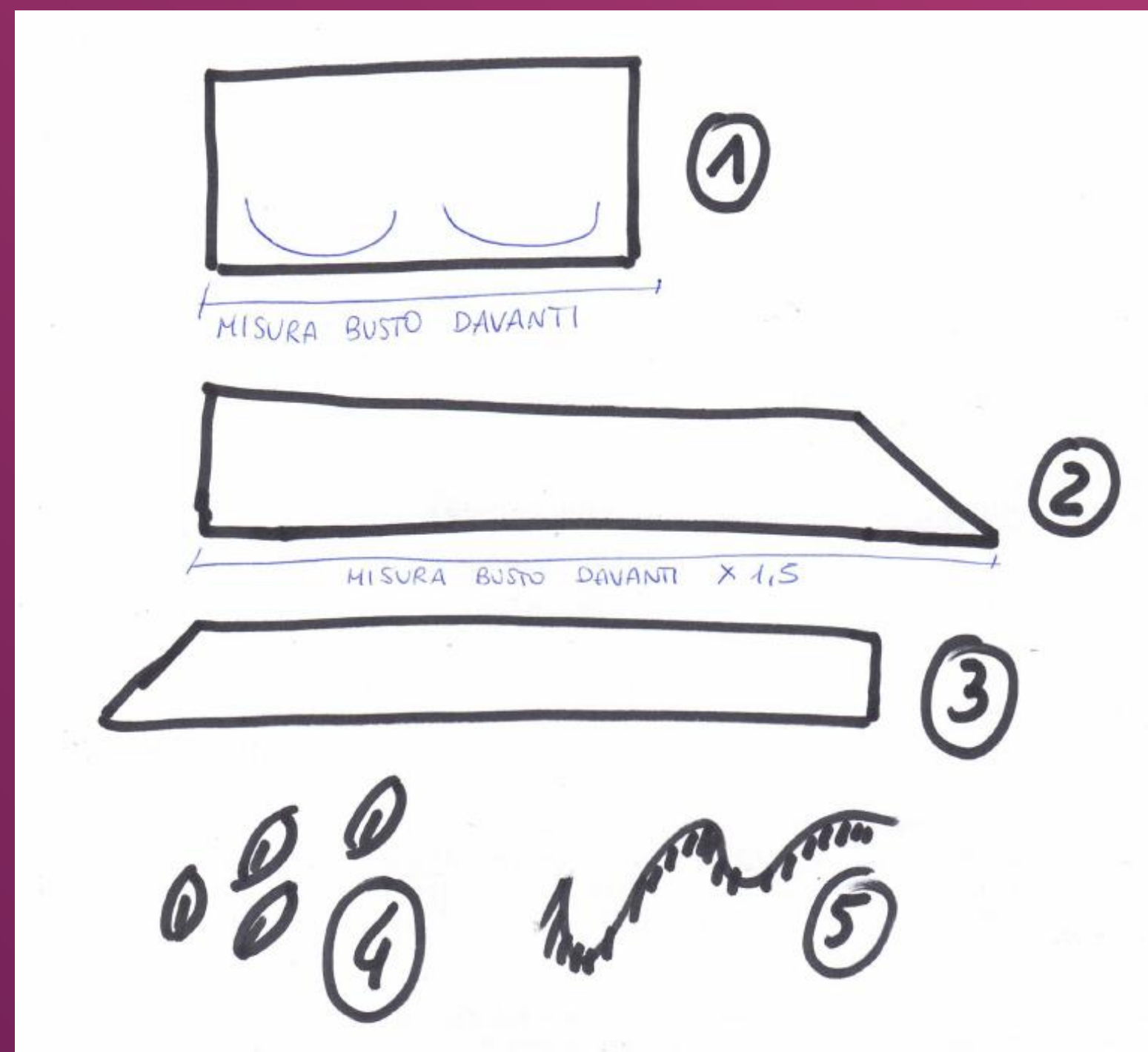


I used a piece of
a denim leg, and
an old acid green
fabric.




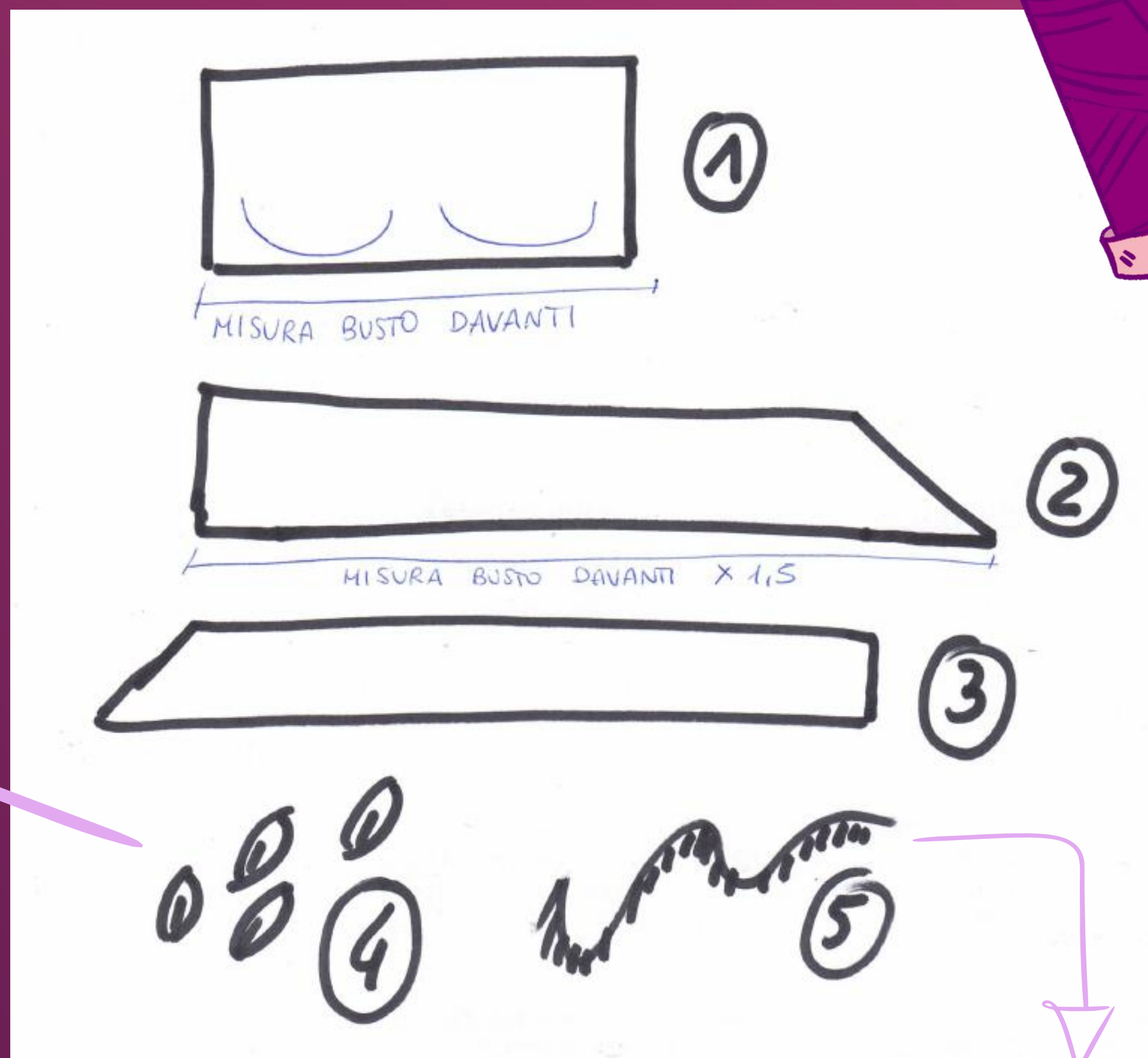
Make a rectangle for the front of the band, the height depends on how much you want it to cover the torso, if you want it more low-cut, it will be less high, if you need it to be more "containing" or covering, raise the rectangle up.

The length corresponds to half the bust circumference, or simply the front part (measuring it on the breast!!).



Now cut two equal tall rectangles, at least from the starting part so as to attach them to the central band without having a jump in height, then you can even make them with a small final tail (triangle shape) or you can keep straight, it's as you like because these two rectangles will be the "laces" with which you will close the band by making a bow.

★ ★ I then made stylized leaves from the scraps of the rectangles themselves, because you don't throw anything away!



And even the number 5 strip is simply the cutting edge of the green fabric, I cut it and held it to make a small edge to the band. Be creative! Leftovers and cut parts of a fabric, can become anything!

NOW LET'S SEE THE PROCEDURE IN PRACTICE:

1) Rectangle for the front



1



2) Side bands for bow closure

You draw and cut one, then use it as a template to cut the other one, and voilà you will have your two "tails".



2

NOW LET'S SEE THE PROCEDURE IN PRACTICE:

3) Refining the 3 pieces

Here we are as usual, unfortunately you know that when we cut the fabric it opens, it unravels, we have to refine it so that the threads do not pull, in the photo above you can see it very well, I chose a fabric that opens immediately, if I had not refined it all at the edges, wearing it would have unraveled every stitch, until it even opened in two!



3



NOW LET'S SEE THE PROCEDURE IN PRACTICE:

4) Sew the side pieces to the center piece

At this stage, please remember to always think reverse.

What does this mean? We always talk about it but if you sew the pieces as you see them, you will see the "dirty" edge you have to attach them together from the reverted view, overlapping them, and sew on them, so when you look at the straight side, the seam will not be seen! For more information, search for "invisible point".

4



NOW LET'S SEE THE PROCEDURE IN PRACTICE:

5) Sew the details

This is the time to attach our leaflets and our edge, decide first where and how to place them and then sew them to the fabric! At this point the invisible stitch can no longer be made, it will be exposed stitching, so choose a stitch line that you like aesthetically, or a thread of an identical color so that it will be invisible.



5



IN CONCLUSION

Hope you enjoyed this speedy chapter, we'll see you with some big news in May! Behave and keep on sewing.



Karlottini



**FOLLOW US ON OUR
SOCIAL NETWORK**



BEST OF COLLAB

@NEKOS_15



GOOSEBUMPS COSPLAYER STORY PART 5

Edited By [dan.cosplay._](#) & [saky.ycos](#)

GROUNDLESS ACCUSATIONS OF BLACKFACE

Dan: before we begin, let's explain what Blackface is since most don't know and confuse it with simple make-up. ("Blackface"- a form of theatrical makeup, typically using burnt cork, greasepaint, or shoe polish, worn by non-Black people to portray a caricatured, stereotypical, and insulting depiction of people of colour (POC).



Originating in the 19th century, it was a central feature of theatre shows in the United States and elsewhere, serving as a tool for racial stereotyping and reinforcing white supremacy.
Source: Wikipedia)

IMPORTANT!

Good morning everyone, I'm ferylullaby_cosplay. In the last few days I'm facing an absurd situation. I cosplay Velvette from Hazbin Hotel. They have been publicly attacking me with Instagram stories, comments under my posts, in direct messages and Tik Tok videos because...they thought I was doing "Blackface" by portraying Velvette's grey skin color.



These accusations come mainly from cosplayers from abroad which, just to find ways to attack me, latched on the subdued tone of my aquacolor despite it being grey and the fact my character, according to them, was black...but

Velvette is a demon!
Probably someone



Probably someone saw my cosplay and, being dissatisfied with the view, decided to erect themselves paladin and targeted me. In addition to that, even a friend of mine who cosplays Vox was accused and just to make sure we had it all...the photographer was taxed for racism. They latched on everything they could: from the aquacolor like I said above to the hairline of my hair to demonstrate that according to them I was Blackfacing.

At first I tried to ignore it, I blocked people that texted me with the only purpose of insulting, with whom it would have been impossible to build a civil confrontation.



After a while the situation escalated because creators with big numbers arrived and reposted a stiker made by one of those fellas who targeted me. I had to remove all the videos and pictures alongside my friend's and, despite this attempt to calm the waters, this persecution in my regards proceeds, in direct messages or under my posts, and they have no intention of stopping.

Emotionally I felt cornered, no matter that I explained myself and my good intentions it was like talking to myself.

The first instinct was to respond kindly but I don't have the time nor the energy necessary to keep track of this thing.



**NO
HATE**



I want to thank everyone who helped me texting me and supporting me, pushing away that sensation of inadequacy that these strangers on web managed to provoke in me. Now I'll consider if and how to take legal action, you've took away my desire to cosplay Velvette...but not to fight for my passions!



DAN'S COMMENTARY:

as you were narrating I felt such a stomach acidity you can't even fathom. I think it's absurd that the situation got to this point so fast and especially because of people with big numbers but that don't analyse a situation before speaking up. I'm with you.



**FOLLOW US ON OUR
SOCIAL NETWORK**



SAKY'S COMMENTARY:

As I read through your words and Dan's commentary, an unimaginable sense of pain burned through me because I don't agree with any of this, and I don't agree with people that must always point their finger when they see something they don't like and they have to grip on stupid things.

When you cosplay a character, you have the right to portray it as close as possible to that character...

it's as if I did Blitzø, but brought it basically painted purple, I mean that wouldn't be Blitzø anymore, it would be another character. Now I'm bringing up Blitzø's example, simply because it's the first character that came to mind that has a different skin tone from any random one, but I could have also said Charlie which is dead white;



if she was portrayed by a guy with a different skin tone than her nobody would have said anything since now we live in a society of the 'politically correct'. I'm not trying to be racist because it's not my thing, but right now I really feel bothered by the fact that everyone is latching on the "Blackface" thing.



No guys it's not Blackface, it's body painting: if that character has that color and I want to bring that character, I will bring that character with that color.

I mean it's really something I can't wrap my head around, and I apologize for being polemic but these things make me mad. I send a big hug to you and a cork to put in the mouth of whoever talks just to flap their gums <3



**see you next
MONTH WITH new
STORIES <3**





BEST OF COLLAB

@ANGRY_LIOON



TIV
HIGH!



Marifantasyart



Marifantasyart



phone charm + sticker
Giuglio - 300 €
2 sticker (1 grande + 1 piccolo) (diamond paint) - 300 €
1 sticker piccolo (diamond paint) - 100 €

ARTIST ALLEY ep 2

INTERVIEW A @MARIFANTASYART

Edited By Dilan Pierro

INTRODUCTION

Hi, I'm Maria—an artist with a degree in Set Design from the Accademia di Belle Arti di Brera in Milan.

Creativity has always been the constant thread running through my life. Over the years, I've expressed it in many forms: drawing, painting, building architectural models, creating sugar-paste sculptures—including one inspired by Ryuk. About a year ago, thanks to my daughter's passion for the anime and cosplay world, I found myself stepping into that universe too. And what can I say? It pulled me in completely.

SOME OF MY WORKS



1. HOW WOULD YOU DESCRIBE YOUR ARTISTIC STYLE, AND WHAT MAINLY INSPIRES YOU WHEN CREATING YOUR PIECES?

Figurative art is what represents me the most. My style comes from a blend of the many techniques I learned throughout my artistic studies, which gave me the freedom to express myself through different forms and approaches. At the heart of my work is the need to express emotions through creativity—beyond materials, beyond techniques. What truly defines my art is the emotional energy behind it.




2. WHICH PART OF THE CREATIVE PROCESS EXCITES YOU THE MOST: THE CONCEPT, THE MAKING, OR SEEING THE FINAL PIECE IN THE HANDS OF THE PERSON WHO RECEIVES IT?


Every stage of the creative process matters to me. What starts as an idea, as an emotion, then takes shape through drawing.

Feelings and imagination flow into lines, strokes, and colors.

Every creative project brings its own emotion—but experiencing that emotion reflected in the eyes of the person who receives or looks at my work? That's simply priceless.



DIAMOND PAINTING



3. AMONG ALL THE MATERIALS AND TECHNIQUES YOU USE, IS THERE ONE YOU FEEL PARTICULARLY CONNECTED TO—OR THAT YOU THINK MAKES YOUR CREATIONS TRULY UNIQUE?

I believe that a simple sheet of paper and a pencil or pen are enough to capture the very first emotions, the first ideas that rise inside me.

Choosing materials comes later—it's how I shape and define the work, how I guide it toward its final form.



4. HOW DOES THE IDEA FOR A CUSTOM-MADE NOTEBOOK OR COMMISSIONED PIECE COME TO LIFE? DO YOU FOLLOW THE CLIENT'S REQUESTS ENTIRELY, OR DO YOU ALSO PROPOSE YOUR OWN CREATIVE SOLUTIONS?

A commissioned piece always begins with the client's request—whether it's a specific character, an anime reference, or a particular material. But for me, creative freedom is essential. Being allowed space to interpret and express myself is what leads to the best results.

5. WHAT EXCITES YOU MOST ABOUT THE CONNECTION BETWEEN YOUR ART AND THE COSPLAY WORLD THROUGH YOUR COLLABORATION WITH THE VIRTUAL COMMUNITY?



What fascinates me most about the cosplay world is seeing characters from anime and videogames come to life. It's the love, dedication, and passion behind every creation.

As for my collaboration with the Virtual Community? It's the energy, the warmth, and—just as importantly—the professionalism of the people who work behind the scenes, putting in so much effort and care to make everything happen.





BEST OF COLLAB

@AURI.OTAKU03



WHEN SILENCE ENTERS CONVENTIONS

Edited By [_ .aaakito](#)

WHEN SILENCE ENTERS CONVENTIONS

There is a moment, at comic book fairs, when everything seems to stop.

The background noise is constant: overlapping voices, music, announcements from the speakers, applause, laughter. A colorful chaos that is part of the experience itself.

Yet, in the midst of all this, there is also another way of experiencing those spaces. A way that is often not seen, not noticed, not told.



WHEN SILENCE ENTERS CONVENTIONS

There are people who walk through the pavilions observing, rather than listening.

Who communicate with their gaze, with their hands, with small gestures.

People who participate, create, wear spectacular costumes, but who are very often perceived as "different", only because their way of communicating is not the most common one.

THE WORLD OF COSPLAY

is one of inclusion, freedom, and identity.

Or at least, that's how it should be. But how much do we really know who experiences these realities differently? How much do we know about what happens beyond noise?




A STORY THAT IS NOT IMMEDIATELY SEEN

There are stories that don't make any noise. They don't ask for attention, they don't interrupt, they don't raise their voices. And precisely for this reason they risk remaining on the margins.

Being present doesn't always mean being understood. Being seen doesn't always mean being heard.

And in comic book fairs, where everything is movement, enthusiasm, and sharing, some experiences can remain invisible. Not out of malice, but out of lack of knowledge.



This is where the need to tell comes from. Not to explain "what's missing," but to show what's actually there.



BEYOND COSTUME, BEYOND LABELS

Cosplay is expression. It's identity. It's passion

It knows no barriers, except those we build without realizing it.

And some of these stories also talk about deafness.

A word that is often associated with the limit. When in reality it tells of a culture, a community and multiple ways of communicating.



A NEW PATH IS ABOUT TO START

This article is not just a reflection. It's the beginning of something.

After mid-March, a column dedicated to deafness will be created, designed for the cosplay world and for those who live, organize and attend comics fairs.

A column that will talk about: what it really means to be deaf

how many forms deafness types exist

how deaf people communicate

how to approach in a natural and respectful way (because inclusion also comes from small gestures).

It will be a space for storytelling, information, and discussion, aimed at all ages.



FAIRS AS A MEETING PLACE, NOT A DISTANCE

Comic book fairs can become extraordinary places of growth and awareness. Through presentations and awareness-raising sessions, I will discuss deafness directly in trade fair spaces, creating opportunities to get to know each other, ask questions, and break down embarrassment.

Because you don't need to know everything. It just takes wanting to understand.

WHY THIS COLUMN IS IMPORTANT

Knowing the world of the deaf means:
learning new ways of communicating
respect timeframes and differences
make events more accessible
make anyone feel part of the community
Cosplay is sharing. Sharing comes from meeting.





BEST OF COLLAB
@ALLYXCOS



YOU AND THE CHARACTER PT 3

Edited By [lisa.cosp_](#)

SECOND PART OF THE ARTICLE IN THE MAKEUP COLUMN "YOU AND THE CHARACTER"

Let's continue with our Leaf ninja.
Chakra and Tailed Path Mode

Make-up for these two modes is characterized by a prevalent use of aqua/supra color. Yellow is the main color! So if you want to replicate it you have to:

Focus on the face and neck, then apply the supra or aquacolor all over your base. The technique for spreading them out is described in the magazine's dedicated column, whether it be with the sponge or brush. I recommend the color canary yellow or even more clear and bright to give that luminous effect.




The mustache in some versions is not very noticeable nor black so apply an eyeliner or orange-colored supra/aqua (light or dark) to draw lines on the cheeks, in other cases as in the 2 photo instead they are darker and bigger (rectangular shaped) you can use an eyeliner or brown supra/aquacolor not black (with the light it emanates it is more of a brown color than a black one, if you really want to use black then it must be opaque, not too marked, maybe covered with yellow or brown eyeshadow to remove the "heaviness" of the black).





For the eyes or in general to replicate **shadows**, I recommend an orange, light and dark yellow eyeshadow palette, put it between the eyebrow arch and the eye, on the eyelids and also along the sides of the nose to contouring (if you applied classic **contouring**, a cool or warm brown, it would be out of tune with the rest of the makeup).

Same thing to enlarge the eye: orange eyeliner or orange pencil **blurred** both above and below the eye.



Eyebrows yellow as the hair, the methods for eyebrows are various and we've already spoken about them.

It's up to you too if you want to **hide** them and draw them thin from scratch, or color only yours, making them similar to the reference ones.



For the **lips** instead, cover them with foundation and apply the yellow eyeshadow on top (aqua/supra color products) also play with light-dark and light and shadow effects only on the central part of the lips, but always using yellow/orange colors.



Taking this photo as a reference, the makeup is identical to the one described above but with the difference that the facial base is made with classic foundation without the use of yellow.

The black eyes return, so black eyeliner or pencil is **shaded**, but more evident. It is not necessary to use yellow/orange eyeshadows since the base of the face is not yellow, then to give shadow-effect and lights, nude eyeshadows are fine, including beige, light or dark brown, also for the nude lips.



Naruto as an adult has a simple makeup, like the one explained in part 1, but there is one detail to add! Cold or warm brown is used to highlight wrinkles and aging. Emphasize your facial lines with eyeshadow, using a thin brush or a pencil, always use brown to mark wrinkles, crow's feet, nasolabial furrow or the dark circles. You must be light.



Areas of shading must be created more **markedly** with brown or gray and then once that's done, you go over them with a cold-tone darker product. The light areas, on the other hand, have a thin white supra-color or a white pencil. You need to apply plenty of powder at the end to opacize and increase the dry effect of the skin.



It's not recommended to apply black or brown pencil lines that are too sharp and not shaded.

Another technique is the use of latex or collodion, suitable for this purpose because they wrinkle the skin naturally and if applied in areas where aging is most noticeable, they are then even better highlighted with brown pencil or similar products.



Naruto has few wrinkles, but if you do them, the makeup could be even more beautiful and realistic. Don't overlook this detail!



Ok, part two is over too.

If you have any requests, please write to me and if you want to see a particular PG I can dedicate it an article. Whatever I'm available for. Thanks always for your support ^u^

★ ★
**WHO WILL BE THE NEXT CHARACTER?
VOTE IN THE STORIES!** ★ ★



MAKIMA



ZORO



VOLDEMORT

Feel free to not necessarily follow these tips and proceed as you like, the important thing is to FEEL yourself and be comfortable



BEST OF COLLAB
@RAVENLUNARIA




VIRTUAL JUMP

Edited By Virtual Jump & SquiddyLabionda



STEEL BALL RUN

JOJO'S BIZARRE ADVENTURE




FOCUS OF THE
MONTH MARCH
2026

Edited By Virtual Jump & Squiddylabionda

SOULS OF THE MONTH JOJO'S BIZARRE ADVENTURE: STEEL BALL RUN

Jojo's Bizarre Adventure: Steel Ball Run After years of fan prayers, the seventh part of Jojo is finally reality. It's not only a new arc, but it's a complete reboot of Hirohiko Araki's universe, considered by many the absolute peak of the series.



THE PLOT

End of the XIX century, United States. "Steel Ball Run" is about to start, a mad horse run around America with a 50 million dollar prize. Among the participants there are Johnny Joestar,

a former prodigy rider who is left paraplegic, and the mysterious Gyro Zeppelin, who uses one of the rotating steel balls which have a supernatural power. Johnny will come to know that the competition hides a shocking political and religious secret.



Animation studios: David Production (historical guardians of the JoJo series)

● Release date: the debut is set for March 19 2026 (global distribution on Netflix/Crunchyroll)

WHY IS IT A MUST?

Steel Ball Run changes the genre: leaves aside the classical tones to become a supernatural adult western, raw and visually stunning. The challenge for the studios will be to animate the horses (always animators' worst fear), but the first images promise a technical masterpiece. If you want to watch JoJo at his fullest potential, this is the moment.



Deep Insanity

THE LOST CHILD™



**PEARL OF THE
MONTH
MARCH 2026**

Edited By Virtual Jump & SquiddyLabionda

THE PEARL

DEEP INSANITY: THE LOST CHILD

★ While everyone is waiting for the big sequels of April, this series which came out in February deserves your attention if you are looking for something obscure, psychological and visually magnetic.



Plot: a mysterious illness called “Randolph’s syndrome”, is making humanity fall in an irreversible coma. The only hope is Asylum, a massive

★ ★ underwater world discovered under Antarctica, full of resources but populated by nightmarish creatures. We follow Daniel, a young boy who is embarking in the abyss as “Sleeper” to find a cure, facing the horrors which are challenging his mental health. Animation studios: Silver Link (known for Bofuri and Rakudai Kishi, here in a darker setting)
Release date: February 2026 (complete season available/ ongoing)



WHY WATCH IT?

it's the perfect mix between Made in Abyss and a sci-fi thriller. Even though it is a multimediale project (manga/game), the anime shines for his overwhelming setting and a soundtrack that will be stuck in your head. It's the ideal choice for those who are tired of the usual isekai and want to get lost in a deep and dangerous mystery.



**FOLLOW US ON OURS
SOCIAL NETWORKS**



ROOSTER FIGHTER



**ANIME RELEASES
OF THE MONTH
MARCH 2026**

Edited By Virtual Jump & SquiddyLabionda



BEASTARS
SEASON 2

RELEASE
MARCH 7,
2026

RELEASE
MARCH 14,
2026

ROOSTER
FIGHTER

STEEL
BALL RUN
YAKUZA 奇跡の冒険

RELEASE
MARCH 19,
2026


65



BEST OF COLLAB

@VINSPARKER

JOIN THE RIOT VIRTUAL LEGENDS COMMUNITY



FOLLOW US ON OUR
SOCIAL MEDIA
YOU CAN FIND US
ON INSTAGRAM!
VIRTUAL_LEGENDS



THANKS

EDITORS

MARCH 2026 EDITORIAL

Edited By Karlottini

CONVENTIONS OF THE MONTH - MARCH 2026

Edited By Virtual Cosplay

INTERVIEW OF THE MONTH TO FABIO.MONTI81

Edited By Dilan Pierro

CRAZY SEWING PT 9 + GIVEAWAY

Edited By Karlottini

GOOSEBUMPS - COSPLAYER STORY PT 5

Edited By dan.cosplay._ & saky.ycos

ARTIST ALLEY - INTERVIEW TO @MARIFANTASYART

Edited By Dilan Pierro

WHEN SILENCE ENTERS CONVENTIONS

Edited By _.aaakito

YOU AND YOUR CHARACTER PT 3

Edited By lisa.cosp_

VIRTUAL JUMP

Edited By Virtual Jump & SquiddyLabionda

THANKS

AEdited By Virtual Cosplay

*Thank
you*



DEPARTMENT

**G
R
A
P
H
I
C**

GIADAPERNARELLAPHOTOCOSPLAY

DILAN PIERRO

SAKY.YCOS

AYAKA.COS

_HIGANY_COSPLAY_

LATATAA__

JACK8904

SAIYO_KO

**Big
THANKS**

DEPARTMENT

ENGLISH

KARLOTTINI

_KIRALIXIAO_COS

RIKO.TTA

_MII.COS

ITALIAN_NANAMI

ANGRYLIOON

MOMO97FIDIVEN

SAIYO_KO

NIBBO_COSPLAY

THANKS

