




ANIGENE

Professional Surface Disinfectant Cleaner Concentrate



Dilutions and Applications

1. Refer to the **Safety Data Sheet** prior to dilution and apply the relevant **personal protective equipment**.
2. Fill container with water
3. Check the water level and calculate the appropriate dose of **ANIGENE**
4. Add **ANIGENE** to the container

Dilution	Container Size			
	1 Litre	5 Litre	10 Litre	20 Litre
1 in 100 1% General Use	1 pump or 10ml	5 pumps or 50ml	10 pumps or 100ml	20 pumps or 200ml
1 in 50 2% High Risk Use	2 pumps or 20ml	10 pumps or 100ml	20 pumps or 200ml	40 pumps or 400ml

Byotrol 5 Litre pumps dispense approximately 10ml. Byotrol 20 Litre pumps dispense approximately 30ml. Number of pumps above relate to 10ml 5L pumps only. When diluting from the 20L concentrate, divide the number of pumps by 3. If using pumps dispensing 25ml, divide the number of pumps by 2.5.

Floors, walls and all hard surfaces

Remove organic matter, solids and debris first. Apply disinfectant by use of suitable cleaning equipment.

High risk use: 1 in 50 dilution

General use: 1 in 100 dilution

Cleaning equipment

Remove organic matter, solids and debris first via rinsing. Soak in a trough of disinfectant for 30 minutes. Remove and hang to air dry.

1 in 50 dilution

Food/water bowls and toys

Remove organic matter, solids and debris first. Soak in disinfectant for 30 minutes. Rinse and dry before use.

1 in 100 dilution

Bedding

Add regular detergent to the detergent tray and then concentrated ANIGENE into the fabric conditioner tray. Wash as per manufacturer's recommendation.


75ml per 5kg load

Byotrol Technology Ltd

01925 742 000

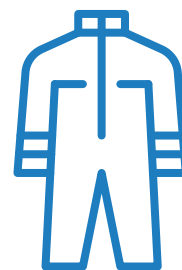
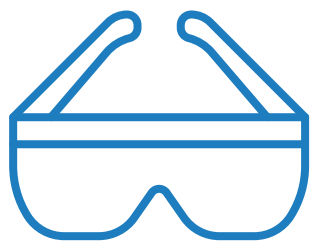
www.byotrol.com





Health and Safety

Chemical resistant gloves, clothing and boots, along with chemical splash goggles are essential personal protective equipment when handling concentrated ANIGENE.



Once made into recommended dilutions, ANIGENE does not require additional protective measures.

If prone to allergies, continue to take protective measures.

Safety data sheets and training materials are available at byotrol.com

Storage

Keep ANIGENE stored in closed containers and out of extreme temperatures and direct sunlight.

Keep away from oxidising substances, anionics, peroxides and acids.

Ensure containers are correctly labelled.

Keep out of reach of children and members of the general public.

Concentrated ANIGENE direct from manufacturer will have a 2 year shelf life, as shown on the container.

ANIGENE diluted by the user will have a 3 month shelf life when kept in a closed container, free from debris and contamination.

Disposal and Accidental Release

Spillages can cause surfaces to become slippery.

Wash surfaces thoroughly after dealing with a spillage.

Do not release concentrate into drains.

Contain spillages with sand, earth or other suitable non-combustible materials.

Dispose of spillage waste to an authorised waste collection point.

Wear personal protective equipment when disposing of concentrate, or when containing spillages of concentrate.

Generation of waste product should be minimised. Waste diluted product can be disposed of by washing to sewers with at least equal volumes of water. The user's attention is drawn to the possible existence of regional or national regulations regarding disposal.

Byotrol Technology Ltd

01925 742 000

www.byotrol.com

