

DEVOTED

2023 EDITION

Ohio Weddings

**ALTERATIONS
TO THE ALTAR**
*Wedding Dress
Timeline*

**PLATED OR
BUFFET**
Which is Better?

**GET
INSPIRED**
*Local Wedding
Showcase*



PHOTO BY: STARLING STUDIO

✿
2023

January

S	M	T	W	T	F	S
1	2	3	4	5	6	7
8	9	10	11	12	13	14
15	16	17	18	19	20	21
22	23	24	25	26	27	28
29	30	31				

February

S	M	T	W	T	F	S
			1	2	3	4
5	6	7	8	9	10	11
12	13	14	15	16	17	18
19	20	21	22	23	24	25
26	27	28				

March

S	M	T	W	T	F	S
			1	2	3	4
5	6	7	8	9	10	11
12	13	14	15	16	17	18
19	20	21	22	23	24	25
26	27	28	29	30	31	

April

S	M	T	W	T	F	S
						1
2	3	4	5	6	7	8
9	10	11	12	13	14	15
16	17	18	19	20	21	22
23	24	25	26	27	28	29
30	31					

May

S	M	T	W	T	F	S
	1	2	3	4	5	6
7	8	9	10	11	12	13
14	15	16	17	18	19	20
21	22	23	24	25	26	27
28	29	30	31			

June

S	M	T	W	T	F	S
				1	2	3
4	5	6	7	8	9	10
11	12	13	14	15	16	17
18	19	20	21	22	23	24
25	26	27	28	29	30	

July

S	M	T	W	T	F	S
						1
2	3	4	5	6	7	8
9	10	11	12	13	14	15
16	17	18	19	20	21	22
23	24	25	26	27	28	29
30	31					

August

S	M	T	W	T	F	S
		1	2	3	4	5
6	7	8	9	10	11	12
13	14	15	16	17	18	19
20	21	22	23	24	25	26
27	28	29	30	31		

September

S	M	T	W	T	F	S
					1	2
3	4	5	6	7	8	9
10	11	12	13	14	15	16
17	18	19	20	21	22	23
24	25	26	27	28	29	30

October

S	M	T	W	T	F	S
1	2	3	4	5	6	7
8	9	10	11	12	13	14
15	16	17	18	19	20	21
22	23	24	25	26	27	28
29	30	31				

November

S	M	T	W	T	F	S
			1	2	3	4
5	6	7	8	9	10	11
12	13	14	15	16	17	18
19	20	21	22	23	24	25
26	27	28	29	30		

December

S	M	T	W	T	F	S
					1	2
3	4	5	6	7	8	9
10	11	12	13	14	15	16
17	18	19	20	21	22	23
24	25	26	27	28	29	30
31						

Contents

CONGRATULATIONS	4
HOW MUCH ALCOHOL TO BUY	6
WEDDING PLANNING CHECKLIST	8
PLANNING ON A BUDGET	10
BUFFET VS. PLATED	12
DEVOTED COLUMBUS STYLIZED SHOOT	16
ALTERATIONS TO THE ALTAR	28
TUXEDOS: RENT OR BUY	30
HONEYMOON PLANNING TIMELINE	33
LOCAL WEDDING: RACHEL + DANIEL	40
LOCAL WEDDING: AMRTA + LEO	44
CAKE WALK	46
LOCAL WEDDING: TAYLOR + RON	48
LOCAL WEDDING: CHRISTINA + NOAH	51
WEDDING COST AVERAGE	52
LOCAL WEDDING: SARA + TYLER	53
PLANNING 911 KIT	54
WEDDING DAY TIMELINE	56
MAKING AN EXIT	58

Resources

YOUR DREAM DAY PODCAST	47
THE WEDDING EXPERIENCE	50
WEDDING RESALE MARKET	51
DEVOTED DIRECTORY	BACK COVER

Letter

FROM THE EDITORS

Just like our name, Devoted, we are DEVOTED to helping you plan the wedding of your dreams!

Some of the Devoted resources available to you include blog posts full of wedding inspiration, private Facebook groups, wedding shows, Wedding Resale Market events, online wedding vendor directory, money-saving discount coupons, online education, planning, Wedding Resale Shoppe, podcasts and so much more. Planning a wedding will present many challenges, but we are Devoted to helping you and your fiancé plan your dream wedding.

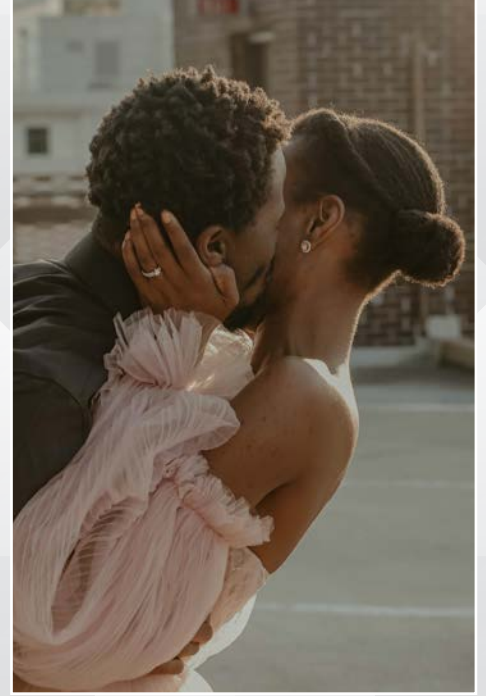



Jamie M. Rapavy
CEO, Wedding Specialist



Kathy Piech-Lukas
CEO, Wedding Specialist

Congratulations



Finding the person you want to spend the rest of your life with is the best cause for celebration! While this is a very exciting time, the planning process can be overwhelming. Where to even begin? Look no further! This guide focuses on matching you with great Ohio-based vendors and giving you helpful tips and inspiration.

Let's Get Started

Not sure where to start your wedding planning adventure? Here is a list of the top 10 things to do to kick start your planning process!

1 *Call your parents, siblings, & closest friends.*

Personally call or pay a visit to your closest family and friends to tell them the exciting news. This is a major milestone in your life and should be shared with your loved ones in a personal, intimate way. After the most important people in your life have heard the news, it's time to post about it on social media, change your relationship status to "engaged," and watch tons of likes roll in!

2 *Get your ring insured and sized.*

This isn't the most romantic thing you can do during such an exciting time, but it could end up saving you a lot of hassle in the future. If your ring fits perfectly, fabulous! If not, take it back to the jeweler and get it resized ASAP. The jeweler should do this for free. The last thing you want is for it to slip off your finger and get lost or damaged. In the off-chance that it does get lost or stolen, you'll want to make sure your ring is insured. This way, you can replace it without having to buy a new one.

3

Celebrate your engagement!

Take a few weeks to relax and enjoy this time before the craziness of wedding planning begins. Whether it's taking a little vacation with your new fiancé or planning an engagement party with your closest friends and family, make sure to take time to celebrate your love!

5

Discuss and plan a budget.

Talking about money can be uncomfortable, but this is one of the most important steps when it comes to planning your wedding. Have an open and honest discussion with your fiancé and your families to establish a budget you can all agree on. Doing this will help save time and put you in the right mindset for planning your wedding.

7

Research wedding venues.

You won't be able to pick a date until you know your dream venue is available and within your budget. If you already have an idea of where you want your wedding to be, give them a call to find out the availability, pricing, and other important details. If you aren't sure yet, do some research online and see what is out there. Check out our wedding directory to explore local venues! Make sure to take a tour of the venues you are interested in and try to visualize your wedding in the space.

9

Pick a style and gather inspiration.



With your venue, vendors, and date in mind, it's time to start figuring out the style of your wedding and gathering inspiration! There's no need to make a final decision yet, but creating folders and Pinterest boards will help you stay organized and explore your options.

4

Determine your wedding size.

Talk with your fiancé and each other's families (if their input is important to you or if they are footing the bill) and make sure you are all on the same page about the size of your wedding. This will help when it comes to planning out your wedding budget and finding the right venue.

6

Take engagement photos.



Engagement photos can be a great memory to have with your fiancé! Many photographers offer great packages to help you save money, and it's a great way to become comfortable in front of the camera. Plus, you and your partner can pick a location or certain shots that are special to the two of you!

8

Interview vendors and/or planners.

Now that you have set your budget, it's time to start planning! Some couples want to plan every detail themselves, while others decide to hire a planner to help them with the process. If you decide to hire a planner, ask around for referrals, do online research, and conduct interviews to find the perfect fit for you. This process applies to vendors as well. The sooner you are able to get your vendors booked, the better.

10

Think about your wedding planning timeline.

When you're ready to jump into planning, make a timeline of everything you need to accomplish for your big day. This will ensure everything gets done in plenty of time. Flip to page 58 to check out our suggested timeline!



OUR BARTENDERS ARE TRAINED AND CERTIFIED TO MAKE OVER 200 CRAFT COCKTAILS. THEY ARE TIPS CERTIFIED TO SERVE GUESTS RESPONSIBLY AND CARRY LIQUOR LIABILITY INSURANCE

WE CAN ASSIST YOU WITH EVERYTHING FROM SETTING UP, CREATING SIGNATURE COCKTAILS, AND DETERMINING THE AMOUNT OF SPIRITS, BEER, WINE, MIXERS, GARNISHES, CUPS, STRAWS AND ICE THAT YOU MAY NEED FOR YOUR EVENT

OHIOBARTENDERSFORHIRE.COM
INFO@OHIOBARTENDERSFORHIRE.COM
614.885.9610

How Much Alcohol DO YOU NEED?

BEER

For beer, it is safe to assume that the typical beer drinker will have at least four beers! So multiply the number of beer drinkers by four to decide how many cups, bottles, or cans you will need.

LIQUOR

For liquor, the recommended amount is three 750ml bottles of each spirit per 50 people.

WINE

For wine, you can get about four glasses from each bottle so the recommended amount is four bottles of red wine per 50 people and six bottles of white wine per 50 people.

IT IS RECOMMENDED TO HAVE 100LBS OF ICE PER 50 GUESTS!

Information provided by Ohio Bartenders for Hire.



ALCO HAUL

MOBILE BAR RENTAL



MOBILE BAR FOR HIRE! LEAVE THE BEVERAGE SERVICE TO US. YOU PROVIDE THE LIQUOR AND WE PROVIDE THE FUN. BAR, BARTENDERS, SEATING, MIXERS, ICE, RENTALS, YARD GAMES, FROZEN DRINKS AND MORE!

614.953.1053 | info@alcoholhaulbar.com | AlcoHaulMobileBar.com

Wedding Planning CHECKLIST

1+ YEAR

- Purchase engagement rings
- Decide on type of wedding
- Select a wedding date and time
- Discuss & set budget/who will pay for what expenses
- Choose your wedding attendants
- Estimate total number of guests
- Start your guest list
- Reserve reception location

10 MONTHS

- Send engagement announcement to local newspaper
- Decide on roles for wedding party
- Select caterer if one is necessary
- Reserve ceremony location
- Determine who will officiate at the ceremony
- Begin researching honeymoon spots
- Start looking for wedding dress
- Order the bridal gown and accessories
- Decide on premarital counseling
- Start health and fitness program
- Plan color scheme
- Book a photographer
- Get engagement photos taken
- Decide on wedding insurance

8 MONTHS

- Prepare budget for honeymoon & talk to travel agents
- Book honeymoon
- Purchase wedding rings
- Plan your reception
- Select ceremony and reception music (DJ and/or band)
- Reserve blocks of hotel rooms for out-of-town guests
- Order and send the Save the Date notices
- Research invitations, thank you notes and wording
- Book your videographer
- Select a florist and choose floral arrangements
- Select decor and lighting professional
- Reserve rental items

6 MONTHS

- Order bridesmaid dresses and accessories
- Discuss gowns with mothers
- Give guest list to bridal shower hostess
- Shop for trousseau
- Set up formal wear options for the groomsmen
- Book the rehearsal dinner location
- Investigate wedding day transportation
- Select a wedding cake
- Select and order invitations, prepare maps if necessary
- Purchase ceremony accessories
- Start wedding registries
- Purchase reception accessories
- Send hotel reservation information to out-of-town guests
- Shop for wedding bands and get ideas for engraving
- Finalize the guest list
- Secure necessary travel documents, such as passports
- Meet with ceremony officiant & begin planning ceremony
- Decide on new living arrangements for after wedding day

4 MONTHS

- Purchase bride accessories
- Purchase bridesmaid accessories
- Schedule hair stylist and/or make-up artist
- Groom and groomsmen get measured for tuxedos
- Confirm that bridal attendants have purchased/rented attire
- Schedule bridal gown fittings
- Purchase groom accessories
- Address and mail invitations
- Order wedding favors
- Schedule taste-testing and decide on reception menu
- Purchase gifts for fiancé(e), bridal attendants and parents
- Decide who will be reading or performing in wedding ceremony
- Decide where bridal party will dress/get ready

2 MONTHS

- Be fitted for bridal gown
- Send rehearsal dinner invitations
- Make sure bridesmaids have gowns ready
- Find out how to obtain a marriage license in your state
- Do trial-runs of hair and make-up
- Plan bridesmaids luncheon
- Finalize honeymoon details
- Select readings and songs for ceremony
- Write vows
- Write thank you notes as you receive shower and/or
- Wedding gifts - keep careful list of all gifts received
- Begin writing ceremony program
- Arrange for a babysitter, if necessary
- Get pre-wedding haircut
- Begin receiving RSVPs in the mail
- Obtain marriage license (must be within 60 days)
- Select person to handle guest book & pass out programs
- Order liquor and wine, if not provided by facility
- Pick up wedding rings
- Finalize decor
- Schedule final food tasting with facility/caterer
- Give final centerpiece count and review other arrangements with florist





1 MONTH

- Pick up wedding bands
- Final bridal gown fitting
- Maid/Matron of Honor and Best Man prepare their toasts
- Book wedding night location
- Prepare a must-have photo list for photographer and/or videographer
- Prepare must-play and do-not-play lists for DJ or band
- Wrap attendant gifts and attach a note of thanks
- Have bridesmaid call all guests who have not RSVP'd
- Create seating chart and room layout
- Order seating chart frame or escort cards
- Have wedding program & table number/names printed
- Plan out-of-town welcome bags & thank you notes
- Finalize wedding vows
- Write speeches for rehearsal and wedding dinner
- Finalize details with all wedding professionals

1-2 WEEKS

- Schedule mani/pedi for the day before the wedding
- Groom haircut
- Arrange bridesmaids/groomsmen to pick up formal wear
- Have dress cleaned and pressed
- Leave honeymoon itinerary with someone in case of emergency
- Reconfirm honeymoon reservations and details
- Final headcount for rehearsal dinner to location
- Finalize number of guests with planner
- Finalize seating chart for reception
- Pack for honeymoon
- Designate people to be responsible for wedding day errands
- Purchase items for out-of-town-guest gift bags
- Begin assembling place cards in alphabetical order
- Finalize wedding program

THE DAY BEFORE

- Attend pedicure and manicure appointments
- Gather bridal accessories and emergency items
- Set aside gratuities in separate envelopes for vendors
- Arrange for officiant to be paid
- Take marriage license to rehearsal
- Attend rehearsal and rehearsal dinner—don't forget bridal party gifts
- Take favors, place cards, guest book, etc to the ceremony site
- Settle any last minute financial matters so you don't have to deal with them on wedding day

THE DAY OF

- Attend hair and makeup appointments
- Try to greet every guest
- Have fun and enjoy your day!!

AFTER THE WEDDING

- Have gown and veil cleaned and preserved
- Change your name if applicable & notify important parties
- Have bouquet preserved
- Make arrangements for all tuxedos to be returned along with any rental items
- Mail wedding thank you notes within 3 months
- Send announcement and wedding picture to the newspaper and mail announcements
- Mail vendor thank yous and review online





Budget Planning

WAYS TO SAVE

DECIDE WHAT IS MOST IMPORTANT

Pick your top three priorities and allocate a little extra money for them (like your gown, catering, and band). Next, pick the three things that come lowest on your priority list and budget accordingly.

CENTERPIECES

Think of favors for your guests that can double as a centerpiece. This way, you have multiple uses out of them and guests can take them home and off your hands when the reception is over. Potted flowers, flowers in glass cubes, picture frames, candles, wine bottles and glasses with fruits are some examples. Use what you are given at your facilities and enhance it. Also, think about renting your centerpieces from your local rental company.

PICK A DIFFERENT DATE

Saturdays are the prime time for most weddings. Try to have your wedding on a Friday night or Sunday afternoon. Also, consider having your wedding on a holiday weekend. Some venues give discounts when you have your event on a Sunday before a holiday on Monday. Also consider having your wedding during off months (Nov-April).

BORROW

Friends and family come in very handy for this. Jewelry, shoes, decorations, candles/candle holders are just some examples of things you can ask to borrow and will cut down on your spending.

EXTEND YOUR ENGAGEMENT

Give yourself more time to save money by extending your engagement. You will also have more time to plan & compare pricing.

B.Y.O.B.

Book a facility that allows you to bring your own alcohol.

GET CRAFTY

Buy your own fabric and make your own overlays or runners to add a touch of elegance.

KEEP IT SIMPLE WITH FLOWERS

Instead of a large bouquet, consider one or two large blooms, like tulips or sunflowers. This will cut down your flower budget and still allow you to have beautiful flowers on your wedding day. You can also re-purpose your flowers from ceremony and use for reception. Consider tossing one of your bridesmaid's bouquets instead of ordering one.

PASSED HORS D'OEUVRES

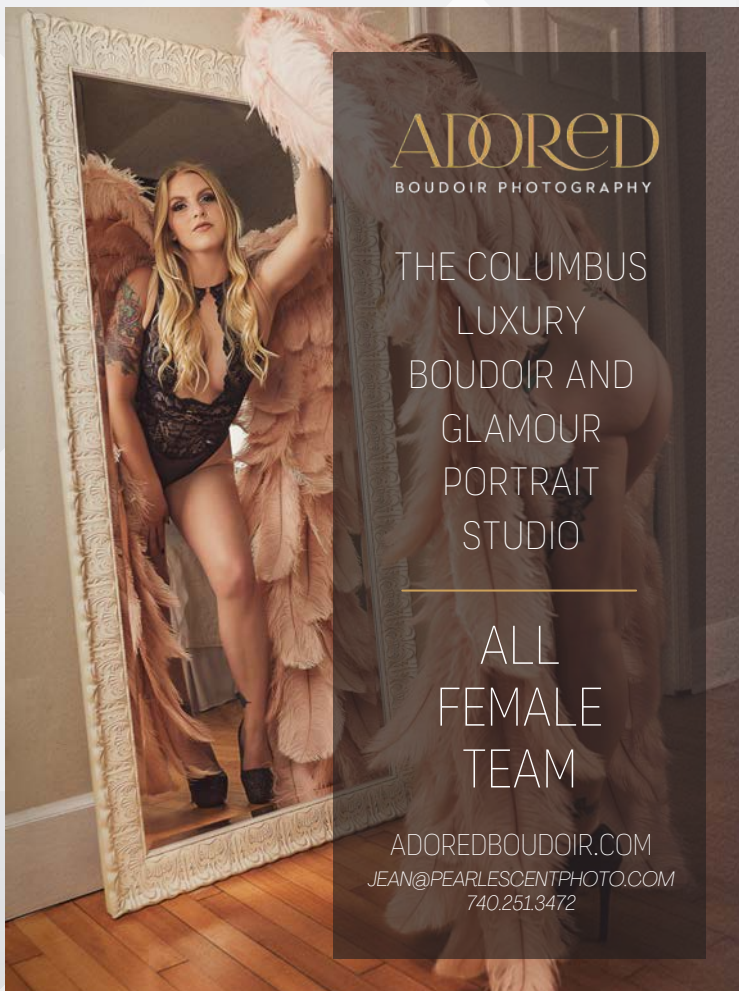
Have your hors d'oeuvres passed instead of doing food stations. Guests will eat less and you save more this way. Keep the fruit, cheese and veggie trays to a minimum. Most guests just nibble on these and a lot goes to waste.

CUT THE GUEST LIST

We know it's tough, but one of the fastest and most effective ways to lower your wedding cost is to cut down the number of guests. Get out that red pen! At \$100 a head, taking 10 guests off the guest list saves \$1,000! Also consider the size of your wedding party, gifts and transportation are cheaper for 4 verses 12.







ADORED
BOUDOIR PHOTOGRAPHY

THE COLUMBUS
LUXURY
BOUDOIR AND
GLAMOUR
PORTRAIT
STUDIO

ALL
FEMALE
TEAM

ADOREDBOUDOIR.COM
JEAN@PEARLESCENTPHOTO.COM
740.251.3472

Buffet vs. Plated WHICH IS BETTER?

What is the one thing people remember about a wedding? THE FOOD! Eating a delectable meal is one of the main attractions that guests look forward to at a wedding reception. A typical meal will include a salad, dinner roll, protein (such as chicken or steak), starch (such as pasta or potatoes), and a vegetable.

Choosing the actual menu is one task, but what is the best way to serve that food? There are two options for serving dinner at your wedding reception – Buffet or Plated. Let's explore the pros and cons of each!

BUFFET

On a buffet, the food is served in warm chafing dishes on two to three long banquet tables. Your guests are released, by table, by the DJ or catering captain. In addition to the food selections, additional sauces and other toppings are present on the buffet. Depending on where you get the food, you may or may not have an attendant at the buffet serving guests, and refilling the food as guests consume it. (If you get it from a restaurant, they may provide an attendant for an extra fee.) With a caterer, you can get a partial service (where they send two attendants to only serve the food), or a full-service caterer, which also takes care of not only serving the food, but cleaning up after guests, bussing tables, and taking out the trash. (If you don't have a full-service caterer, you or a designated guest will need to take care of doing that less than pleasant garbage task!)

PLATED

A plated dinner is when a full-service staff of servers, headed by a catering captain, will serve the food directly to your guests at their tables. The servers will bring a plate of food to each guest, refill wine, pour a champagne toast, and clear the tables when guests have finished eating. They can also serve the wedding cake directly to each guest's place setting or cut the cake and place it on plates on a long banquet table for guests to take.

A dinner buffet isn't necessarily less expensive because the cost is based on the price of food, the cost of staffing, tax, and service fees. There may also be an additional fee if you decide to have real china, real flatware, and glasses instead of upscale disposable plates, plastic flatware and plastic cups, regardless of whether you choose a buffet or plated. What it really comes down to is what ambience you are looking for throughout the event.





ALL
OCCASIONS
CATERING

&
BANQUET FACILITY

WEDDINGS, CORPORATE EVENTS AND MEETINGS, BABY AND BRIDAL SHOWERS, HOLIDAY PARTIES, FAMILY REUNIONS, HOG ROASTS, CELEBRATION OF LIFE EVENTS, ANNIVERSARY AND BIRTHDAY PARTIES, AND DELIVERIES CAN ALL BE DONE ONSITE AND OFFSITE - YOU CAN SAY WE DO IT ALL.

(740) 726-2008 | 6989 WALDO-DELAWARE RD., WALDO , OH., 43356
MADALYN@CLASEALLOCCASIONS.COM | CLASEALLOCCASIONS.COM

Award Winning DJ Production Company

OFFICIANT | PHOTO BOOTH | DJ | MASTER OF CEREMONY



BIG DADDY WALKER

Productions

DJ ENTERTAINMENT

www.bigdaddywalkerproductions.com | 513-678-2107

Your "Together Forever" Day!



Spotlighting you while bringing your families and friends together for the wedding of a lifetime.

Working with you as our guide, we take your design and dream for the day, and make it a reality.

OUR TEAM

- Makes planning your day fun!
- Makes your day stress-free!
- Makes your occasion memorable!
- Loves to help you celebrate!




614.604.9400

dandmdjentertainment.com



Devoted Columbus

STYLIZED SHOOT



VENUE Praire Stone Farm | PHOTOGRAPHY OTF PhotoImages + Robert Hinkle Photography | CAKE Fairytale Cakes by Kendall | DRESS Priceless Moments by Design | DECOR Dashing Designs | LINENS Connie Duglin Specialty Linens | STATIONARY Avant - Garde Impressions | MAKEUP Mary Kay - Angie Jackson | TUXEDO Romanoff's Classic Tuxedo | HAIR Avola Lanza | COORDINATION Andréa's Occasions | PLANNING Devoted Columbus | BAR Alco-Haul Mobile Bar





Use "devoted2022" and receive a \$200 gift certificate when you book your wedding with us.

READY TO SHINE?

Your Wedding Day is approaching and our team of experienced Pro DJs are ready to take your moment to the next level.



ISHINE MUSIC PRODUCTION



info@DoingJusticeiShine.com | iShineMusicPro.com | 614.490.2110

Graystone Wine Cellar



Come experience one of the most beautiful venues in Columbus. Nestled in the hand-hewn limestone vaults of the historic 1875 Schlee Brewery, we are a full service venue offering on-site catering and full bar services in an intimate setting, with the capacity to hold groups of 20-96. We are available for ceremonies, receptions, and rehearsal dinners.

graystonecellars@icloud.com | 614-228-2332
graystonecolumbus.com



EXPERIENCE
the unexpected.

SAY "I DO" AT THE ZOO

We'll work with you to plan your perfect, worry-free wedding. Invite some special animal guests to celebrate your big day. Enjoy beautiful, naturalistic settings that are perfect for outdoor or indoor ceremonies. Sit back and relax with delicious catering and elegant banquet service. All in one easy package.

Tour your dream wedding venue today.



LET'S PLAN IT: CALL 614-724-3333





Three Separate Ballrooms
Full-Service Wedding Receptions
Indoor & Outdoor Wedding Ceremonies
35 Years of Experience

www.Makoy.com
614.777.1211
info@Makoy.com





*THIS IS YOUR DAY - WE'LL MAKE SURE
IT'S ONE TO REMEMBER.*



Photo by Robb McCormick



Photo by Amanda Eloise

Nationwide Hotel and Conference Center

100 Green Meadows Drive South, Lewis Center, Ohio
nwhotelandconferencecenter.com
614.880.4300



Your Love is Timeless.

Your Wedding Venue Should Be Too

CO Si | Events & Hospitality
Center of Science and Industry

Call 614.629.3135

visit cosi.org/events



WEDDING RECEPTION AND HOTEL BLOCKS

The Day You've Always Imagined

Newly renovated ballroom holds up to 200 guests

On Site Catering | Wedding Packages





Contact Sales & Catering
at 937-458-2650 x2009





CONVENIENTLY LOCATED IN MASON OHIO

- Located within minutes of Kings Island
- Centrally located between Cincinnati and Dayton
- Newly renovated ballroom that seats up to 225 guests
- Perfect for hotel block for your wedding guests



Schedule a Tour

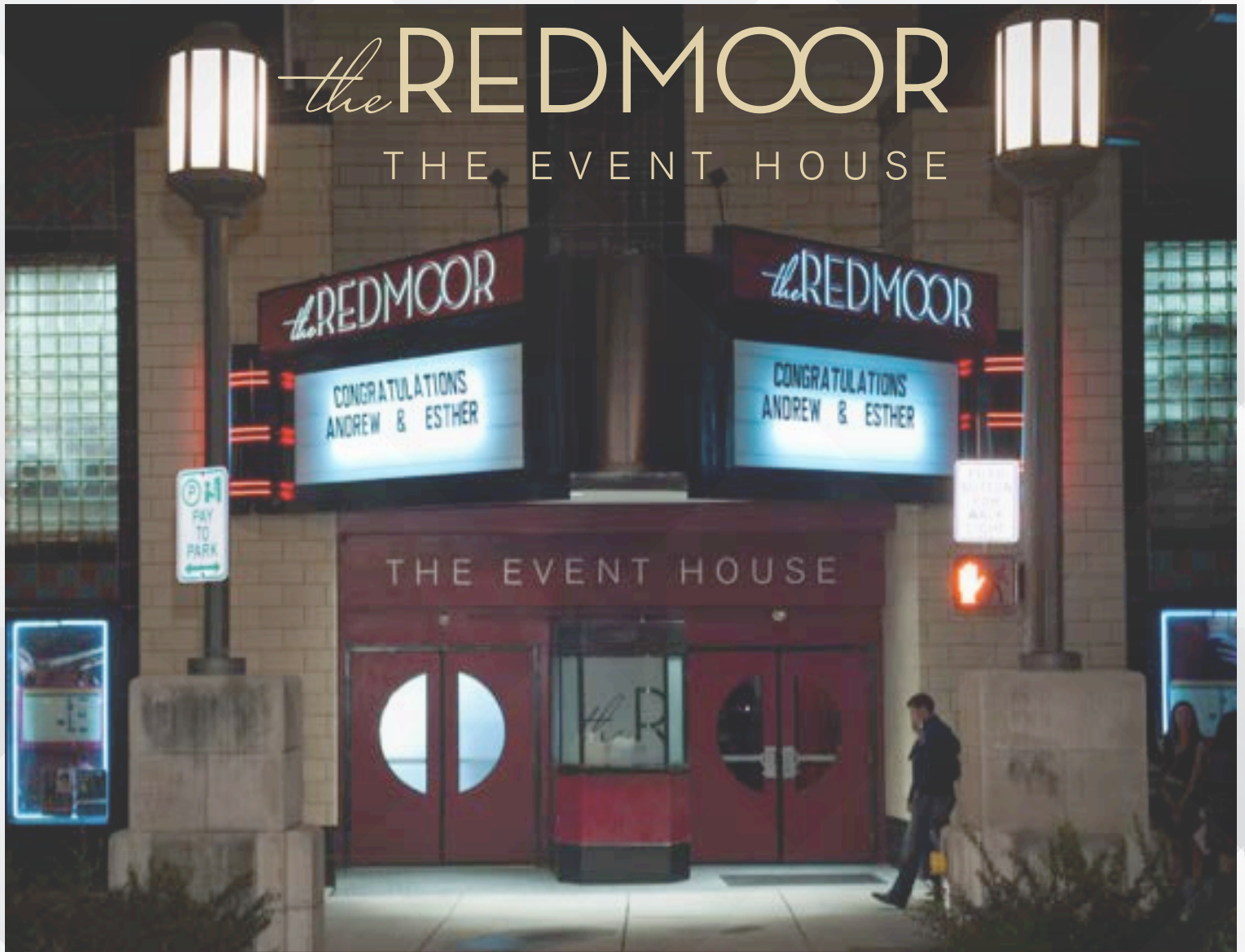
 (513) 204-6000



**Scan to Learn
More About Us!**

the REDMOOR

THE EVENT HOUSE



Beginning in 1928, this Art Deco landmark has been entertaining guests with its rich setting and unmistakable ambiance. From its origins as an avant-garde theater to the exquisite backdrop it provides for today's most memorable weddings, The Redmoor sets the stage for your unforgettable evening.

Mt. Lookout Square

3187 Linwood Ave

www.theredmoor.com

513-871-6789






Welcome to *Holiday Inn* *West Chester Hotel at Centre Park*


Step into an extraordinary experience at the Holiday Inn Cincinnati North - West Chester featuring Ohio's first Johnny's Italian Steakhouse. Halfway between Cincinnati and Dayton, we are located 20 miles from Downtown Cincinnati off of the Union Centre Exit on I-75 and within minutes of I-275 and I-71.

Centre Park will transform your event, large or small, into one that is remembered. From the chapel, to the ballroom, to the garden area, our meeting space offers sophistication, technology, conveniences, and a custom extraordinary experience.

If you have questions or would you like to book your tour or event; contact our Wedding Specialist Cary Girardot.

 513-874-2744 ext. 119

 c.girardot@centreparkofwestchester.com



5800 Muhlhauser Road
West Chester, OH, 45069



SK Designs

Full Service Event Design

We leverage our years of experience and network of vendors to build your perfect event.

Stage Decor | Custom Backdrops | Specialty Seating | Floral Arches
Flower Walls | Candle Screens | Boxwood Walls | Fresh & Silk Floral Design
Draping | Henna | South Asian & Middle Eastern Event Specialists



sadia@skdesigns.me | www.skdesigns.me |



@skdesigns.me



Open & Versatile indoor & outdoor space for up to 50 guests.

Wood dance floor, mirrors, special lighting and built-in music system.

Large outdoor green space that can be transformed into your creative playground.

Parking lot adjacent to venue. Great for micro bridal ceremonies, receptions, bridal showers, or themed parties.



MENTION this ad and receive 1-hour free rental

(*Minimum of 3-hour rental with reservation fee & security deposit)

BOOK YOUR RESERVATION TODAY!

1091 Eastwind Drive
Westerville, OH 43081
614-379-4276
1091eventspace@gmail.com
www.thegatheringspace1091.com

THE GATHERING SPACE
@1091 Eastwind

Versatile Event Venue



A TUXEDO FOR EVERY LOOK & OCCASION



**WHAT
THE
TUX!**

740.513.3252 | WHATTHETUXDELAWARE.COM | 1 N SANDUSKY ST B, DELAWARE, OH 43015


Alterations to the Altar

WEDDING DRESS TIMELINE

You found THE dress – now it is time to make it fit perfectly! This is where your seamstress comes into play. Your wedding dress is the most custom garment you will ever wear in your lifetime. A wedding dress, unless purchased off the rack, typically takes six to nine months to arrive. Once it comes to the dress shop, you will need to schedule your first fitting. The dress shop can provide you with recommendations of people that can take care of your alterations for you.

Bring your wedding dress, shoes, and undergarments that you plan to wear on the wedding day to your first fitting. This will ensure that your dress is altered properly. Your seamstress will make sure that the dress hits the floor perfectly. If you plan to wear flip flops at the reception, but heels during the ceremony, know that your dress may drag a bit on the floor as you dance. At this appointment, your seamstress may also add a bustle into your dress. There are two types of bustles – a French bustle, which ties underneath the dress; or, an American bustle, which uses hooks or buttons on the outside of the dress near the waistline. Once completed, you should schedule a second appointment one to three months prior to the wedding.

At the next fitting, your seamstress will be fine tuning your dress, so it is important to try and maintain your figure as best you can from this point forward to ensure that the gown fits you properly on the wedding day. The week of your wedding, your seamstress may take care of steaming your dress for you before you pick it up. Check and make sure that this is being done for you prior to the wedding day, as steaming a wedding dress takes a good 1-2 hours. At the final fitting, the dress should fit like a glove. Take someone with you to practice the bustle and take a photo of what it looks like when it is done. Store the dress in the bag until the day of the wedding and allow the dress to hang freely while you are getting your hair and makeup done prior to the ceremony.



WENDY'S BRIDAL

WENDY'S *plus*




ESSENCE
of Australia



ESSENCE
of Australia

Come find your dream dress
at Wendy's Bridal and
Wendy's Plus in
Cincinnati and Columbus!



CINCINNATI

301 West Benson Street ~ Reading Bridal District
Cincinnati, OH 45215 ~ 513-761-7750
wendysbridalcincinnati.com

COLUMBUS

6339 Sawmill Road ~ Trader Joe's Center
Dublin, Ohio 43017 ~ 614-336-9100
wendysbridal.com

WENDY'S *plus*
... more than 100 styles
in sizes 20-34!



Tuxedos

RENT OR BUY

The decision to rent or buy attire for the men in your bridal party can be a difficult decision. Here are some points to consider:

When you rent a suit or tuxedo, the store will help you select attire for the groom and the groomsmen. If you choose a local family-owned shop, your groomsmen can have their measurements taken at any other men's shop throughout the country, and then call them into the store you are working with. If you are working with a national chain, any location

throughout the country can take care of measuring the groomsmen, dads or grandparents on site and enter it into the system right at the store. You'll be able to easily ensure that your groomsmen have everything they need, since most rentals include shoes, vests, ties, cufflinks and sometimes even socks.


Renting is less expensive than purchasing attire, but also tends to have more issues. Mismeasurements are typically discovered once the rented suit arrives to you, locally, around 24-48 hours before the big day. Attire will have to be picked up just before the event, and often returned the very next day. This can be problematic depending on the timeline and travel plans of your groomsmen.

Buying, on the other hand, is typically more expensive but generally more reliable. A custom suit or tuxedo is an investment, and many men take advantage of this and wear their wedding wear to future black-tie events, holiday parties and work functions. Purchased attire tends to fit better, especially if you've elected for professional alterations. You also don't have to worry about making time on the busy wedding weekend to pick up or return the attire.

Whether you rent or buy attire for the men in your bridal party, make sure you're prepared before you go to look at the options for attire. Make sure that the shirts you select are the same shade as your gown, whether that's ivory or white. Think about what colors you want your groom and groomsmen to wear. Do you want long ties or bow ties? Pocket squares? Vests? Will everyone be wearing the same thing, or will each person have slightly different looks? Thinking about these factors before you head out will save you time and make the process smoother for everyone involved!

TIP: If you're getting married around prom season, make sure that your groomsmen all make their reservations well in advance or they may not be able to get what they need!





Romanoff's Classic Tuxedo

**Grooms receive free Wedding Tuxedo
rental AND free suit to keep***

**with 5 paid rentals*


6391 Sawmill Rd. Dublin, OH 43017 (614) 336-9247

romanoffclassicitudos.com




 CAPTIVATING U
 MED SPA

BOTOX | LIP FILLERS | FACIALS
 BODY CONTOURING
 ACNE TREATMENTS | HAIR REMOVAL



Ask us how to have a free party in our space!



BRIDAL PACKAGES FOR THE BRIDE AND WEDDING PARTY
 CAPTIVATINGUMEDSPA.COM | 513-342-4411



RELIEVE ANXIETY, STRESS, ACHES, PAIN | IMPROVE SLEEP | INCREASE FOCUS



FEEL AMAZING
 IN 60 MINS
 REGULAR FLOATING IS
 PROVEN TO GIVE
 MAX RESULTS!



CBUS@TRUEREST.COM | WWW.TRUEREST.COM | (614) 798-8783



De-Stress
YOUR HONEYMOON PLANNING

Compass Travel
TRAVEL IN THE RIGHT DIRECTION

WWW.COMPASSTRAVELAGENCY.COM

Honeymoon PLANNING TIMELINE

8 MONTHS TO 1 YEAR BEFORE

- Determine a budget
- Pick a travel agent if you choose to have one
- Choose your destination
- Purchase plane tickets
- Book your hotel

6 MONTHS BEFORE

- Secure transportation you may need
- Buy travel insurance
- If needed, get vaccinations

3 MONTHS BEFORE

- Brainstorm activities and purchase any needed tickets
- If needed, secure your passports and/or visas
- Purchase any new travel items you may need

1 MONTH BEFORE

- Finalize packing and shopping list
- Make arrangements for pet, house, or baby sitters if needed
- Exchange some money for local currency

1 WEEK BEFORE

- Confirm all reservations and tickets
- Pack
- Check the weather
- Leave important info with an emergency contact

Don't Know If You Don't Go!



Visit Our Website

WE ARE A FULL SERVICE CONCIERGE TRAVEL AGENCY, THAT SPECIALIZES IN KEEPING YOU STRESS FREE AS YOU PLAN YOUR DESTINATION WEDDING, HONEYMOON, FAMILY VACATION.

WE OFFER AMAZING EXPERIENCES, CONVENIENCE, PEACE OF MIND, AFFORDABILITY-SMALL DEPOSIT PAY UNTIL 60 DAYS DEPARTURE.





Master Floral Designer

Design By Darlene



Serving Cincinnati for More than 30 Years

513-462-9794 | www.designbydarlene.com



CUSTOM WEDDING
& EVENT STATIONERY
DAY-OF PIECES | CALLIGRAPHY
RENTALS

poshpaper



VISIT OUR
SHOWROOM AT
gallery118
WEDDINGS & EVENTS

118 WEST BENSON ST
CINCINNATI, OHIO 45215
513.800.4031
WWW.POSHPAPERSTATIONERY.COM
GALLERY118CINCY.COM

PHOTO CREDIT: BAMBINO INTERNATIONAL

Avant-Garde Impressions

CUSTOM INVITATIONS, ACCESSORIES AND GIFTS

FEATURING *How Inviting!* LTD



MENTION THIS AD
AND TAKE
10% OFF
YOUR ENTIRE PURCHASE

NEW LOCATION - DOUBLE THE SIZE!!!

54 DILLMONT DRIVE · COLUMBUS, OHIO

614-259-7082

WWW.AGIMPRESSIONS.COM



SCAN FOR
MORE INFO



the knot
best of
weddings

HALL
OF
FAME

Your memories
Forever
in PHOTOS

Images by
DANIEL MICHAEL

www.DanielMichael.com | 513-759-6760

Stop by and see us - Now located in the *Reading Bridal District*



**"Photography takes an instant out of time,
altering life by holding it still." -D. Lange**

Pottinger
Photography

513-484-9709

www.pottingerphoto.com






OTF PhotoImages

Photography & Videography

Capturing Memories
That Last a Lifetime

www.otfphotoimages.com
otf.photoimages@gmail.com
(614) 226-3384



Weddings | Corporate | School | Private Events

www.aspartyrental.com

(937) 885-5454 | (513) 315-9110

300 Conover Drive Franklin, OH 45005

Local Weddings

RACHEL + DANIEL



VENUE Athletic Club of Columbus |
PHOTOGRAPHY Ashleigh Grzybowski |
CATERING Athletic Club of COLUMBUS | CAKE
The Cake Studio | DRESS Wendy's Bridal | MEN'S
FORMALWEAR Indochino | DECOR Aiden &
Grace

CELISTial art

unique crafts and fine art

Carefully handcrafted wedding ornaments from recycled and repurposed materials.

Multiple options to customize and personalize these ornaments as your own, down to hair and eye color! Provide us with trims of wedding dresses, suits or any other special mementos. We will incorporate these treasures into the design of your keepsake.



(614) 571-5920
www.celistialart.com

Instagram: @celistialart
Facebook: @celistialart
Pinterest: @catreasoner

Hotel Blocks...

....Made Simple



Contact us & we'll set up your hotel block for you at the hotel of your choice at **no cost to you.**



www.stayplaymadesimple.com/wedding-hotel-blocks



COLUMBUS TROLLEY

The perfect wedding transportation solution!

columbustrolley.com | 614-738-8889
mike@coachquarters.com

ARRIVE IN STYLE

BRIDE & GROOM LUXURY COACH BUS

AVAILABLE IN CINCINNATI AND COLUMBUS

Featuring a unique 'private jet' like interior!

brideandgroomluxurycoach.com | 513-675-2725
marietta.coachquarters@gmail.com





Andréa's Occasions
event planning

Mention this ad to receive a 10% discount off of planning services!



From elegant ballrooms to rustic chic barns. Modern event centers to backyard tents. We're here to help bring your unique vision to life. Don't spend it worrying about the details; leave that to us. Planning a wedding can be stressful...but it doesn't have to be! Pay for peace of mind.

info@andreasoccasions.com | andreasoccasions.com | 614-259-8045

LIVE THE DREAM

Timeless. Personalized. For Both of You.



Photo Credit: Maxim Photo Studio

Since 2004, Your Dream Day LLC has been making wedding dreams come true. Contact us today for a complimentary first date appointment to learn how we can save you time, reduce your stress level and design the wedding you have always dreamed of!



Kathy Piech-Lukas, Dreammaker



CONTACT US



www.yourdreamday.com



Cincinnati &
Dayton, Ohio



937-746-4617
513-241-2777

Local Weddings

AMRTA + LEO



DRESS La Jeune Mariee | VENUE The Revery at North 4th Corridor | SUITE Pursuit Yourself | CATERING Milo's Catering | BRIDESMAID BHLDN + Birdy Grey | PHOTOGRAPHY Starling Studio | FLORALS Evergreen Flower Co. + Prema Design | RINGS Renee James | RIBBON The Lesser Bear | COORDINATOR Aisle and Co. | CAKE Kuro Neko Cake Studio | RENTAL AND EVENT DESIGN Aiden and Grace + b3 Events | DESSERT 2 C's Bakery | MARQUEE LETTERS Burgundy Ginger Events | MAKEUP Almaz Faces | VIDEOGRAPHY Vision to Life Productions | DJ Plan and Party Columbus | INVITATION Lupine Letters





Cake Walk

CHOOSING YOUR WEDDING CAKE

The wedding cake is the centerpiece of the wedding reception. Today, wedding cakes can be a traditional white or ivory to match the bride's dress, or customized to match a unique wedding theme. Regardless, nothing tastes better than a piece of delicious cake. Here are things to consider when choosing a bakery:

ARE YOU SAVING THE TOP LAYER?
Will you be preserving your top layer, or would you prefer a fresh top layer on your anniversary? If you are serving the top layer to your guests, that can count toward your total number of needed servings. If you plan to save it, take that into account when choosing the design of the cake and the number of slices.

HOW ARE YOU SERVING THE CAKE?

Having the cake on a buffet can save you money because you can order 10% less cake. Not all guests will take a piece of cake for dessert. Should you opt to serve cake to each individual guest, you will need to make sure that you have a least one slice of cake per guest.

FLAVORS AND FILLINGS

Schedule a tasting with a few bakers and select what flavors and fillings you would like to try. Popular flavors include white, yellow, raspberry, strawberry, lemon, spice, and chocolate. During your appointment, mix and match the flavors to see what combination you like best.

DESIGN

Cakes can be tiered or stacked. A tiered cake has space between each layer, while a stacked cake is when the layers are directly on top of one another. Cakes also come in different shapes (circle, square, or hexagon), and heights as well. The taller the cake, the more servings you will have. You also have a choice of buttercream frosting, or fondant, a chewy frosting that is used for intricately designed cakes. Have inspiration photos so your wedding consultant can make a recommendation about which frosting type is best for you.

COST PER SLICE

The cost per slice will vary from \$3 to \$10 a slice in Ohio, and that is based on the complexity of the design and the ingredients used. You will want to order 90% of what you need if you plan to serve the cake on a buffet where guests go and get their own pieces. If you have it served, you will need to order one slice per guest.



PODCAST



Hosted by Kathy Piech-Lukas,
Wedding Planner

www.dreamdaypodcast.com




Listen or Watch Online



Local Weddings

TAYLOR + RON



PHOTOGRAPHER Ashley Vandervelde
Photography | FLORIST Karina Wedding | CAKE
Memorie Makers Cafe & Cupcakery | DRESS
SHOP AND DESIGNER White Wisteria Bridal
Boutique + Wilderly by Allure Bridals | TUXEDO
SHOP AND DESIGNER Calvin Klein | JEWELRY
Greenwood Epoxy Co and Belloring

The Experience

GUIDING YOU TO --I DO!


Grab your tribe for a fun, relaxing planning experience.



A COLUMBUS WEDDING EXPO



ALL ARE WELCOME HERE



INSPIRATION | GOODIES | FOOD | EDUCATION | PRIZES

TICKETS AND DATES AT [DEVOTEDCOLUMBUS.COM](https://www.devotedcolumbus.com)
INFO@DEVOTEDCOLUMBUS.COM | 614.717.7526



Devoted Wedding Resale Market

Accessories | Dresses | Gifts | Centerpieces

Sell gently used wedding items, decor and accessories to current brides in-person or in our Facebook group.

Live markets are held several times a year. Located in Columbus, Cincinnati, and Dayton!! Check out the websites for details!



Columbus

devotedcolumbus.com
info@devotedcolumbus.com



Cincinnati/Dayton

devotedcincinnati.com
sales@devotedcincinnati.com

Local Weddings

CHRISTINA + NOAH



PHOTOGRAPHER Pottinger Photography |
FLORIST Nina's Floral Designs | CAKE A Spoon
Fulla Sugar | DJ Party Pleasers | DRESS SHOP
AND DESIGNER Lovely Bride | TUXEDO SHOP
AND DESIGNER Folchi's Formalwear | JEWELRY
Birdy Grey Jeweler: Geraci Fine Jewelry

Wedding Cost

OHIO AVERAGE

FLOWERS - 8-10%

Ceremony Site - \$50-800
 Reception Site - \$800-2000
 Brides Flowers - \$100-200
 Flower Girls - \$30-60
 Bridesmaids Flowers - \$50-100 each
 Mens Boutonnieres - \$15-20 each

RECEPTION MUSIC - 8%

DJ - \$600-2000
 Band - \$1500-10000

OTHER/MISC - 10-12%

Cake - \$1.50-10/person
 Photography - \$1200-10000
 Videography - \$1000-5000
 Transportation - \$500-2000
 Bridal Suite - \$0-300

ATTIRE - 6-8%

Gown - \$1000-3000
 Headpiece/Jewelry - \$150
 Shoes/Accessories - \$100
 Groom's Formal Wear - \$200-300
 Bride's Gift - \$200-400
 Attendant Gifts - \$200-600
 Favors for Guests - \$200-600

CEREMONY - 2%

Site Fee - \$75-200
 Marriage License - \$65
 Officiant Fee - \$150-350
 Ceremony Music - \$125-625
 Decorations - \$100-500

RECEPTION - 45%

Food - \$25-300/person
 Drink - \$0-50/person
 Rental Fee - \$0-5000
 Service Charges & Tax - 18-25%

PAPER PRODUCTS - 2-3%

Save the Date - \$.75-2.00
 Postage - \$.50/.71/.92
 Invitations - \$1.50-10.00
 Reception Cards - \$.75-1.50
 Thank You Notes - \$.75- 1.75
 Place Cards - \$.65-2.00
 Programs/Menu Cards - \$1.25-3.50
 Envelope Addressing - \$.45-2.50

WEDDING PLANNER - 8-10%

Hourly - \$25-300
 Wedding Weekend - \$700-1000
 Full Service - \$2000-10000


\$29,500
Ohio Average

TYPICALLY NOT IN BUDGET

Wedding Insurance - \$150-550 Honeymoon - \$4000 Rings - \$2000-6000
 Gown Preservation - \$250-700 Flower Preservation - \$150-700

Local Weddings

SARA + TYLER



PHOTOGRAPHER *Dolce Vita Photography* |
FLORIST *Benken Florist* | CAKE *Dessertworks* |
DJ *Party Pleasers* | DRESS SHOP AND DESIGNER
Bridal and Formal + Enzoani Pearl | TUXEDO
SHOP AND DESIGNER *Peppe Ramundo* |
TRANSPORTATION *Jimmys Limousine* | LIVE
PAINTER *Art by Kelsey Rae*

Planning

911 KIT

This kit should be packed with all the essentials to ensure that if any little thing goes wrong or is forgotten; you have a back up. Below is a list to make sure you are prepared for a smooth trip down the aisle.

FOOD AND DRINKS

- Snacks
- Caffeine
- Alcohol
- Bottled Water
- Bottle Opener

HAIR

- Hair Ties
- Comb/Brush
- Hair Spray
- Headband
- Bobby Pins
- Curling/Flat Iron

MISCELLANEOUS

- Rubber Bands
- Goo-Gone
- White Chalk
- Flip Flops
- Super Glue
- Hand Sanitizer
- Phone Charger
- Needle Nose Pliers
- Tampons/Panty Liners
- Batteries
- Door Stop
- Lighter
- Scissors
- Straws
- Wet Ones
- Sharpies/Pens
- Tool Kit
- Double Sided Tape
- Smelling Salts
- Contact Solution
- Wash Cloth

OUTSIDE

- Sunscreen
- Bug Spray
- Hand Fan

BEAUTY

- Nail File
- Deodorant
- Tweezers
- Q-tips
- Clear Nail Polish
- Perfume
- Floss Picks
- Cotton Balls
- Lotion
- Mouthwash
- Gum/Mints
- Toothbrush
- Disposable Razor
- Nail Polish Remover
- Blotting Tissue
- Nail Clipper
- Hand Mirror

DURING THE CEREMONY & RECEPTION

- Wedding Music CD
- Flower Girl Basket
- Ring Bearer Pillow
- Bluetooth Speaker
- Something Blue
- Mini Pack of Tissues
- Fake Rings
- Garter
- Pens for Guest Book
- Candles

WARDROBE

- Black Buttons
- Corsage Pin
- Hem Tape
- Safety Pins
- Panty Hose
- Iron/Steamer
- Straight Pins
- Stain Remover
- Black Socks
- Wrinkle Release
- Fabric Glue
- Bleach Pen
- Lint Roller
- Sewing Kit
- Body Tape
- Cuff Links
- Earring Backs

MAKEUP

- Lip Gloss
- Powder
- Foundation
- Mascara
- Setting Spray
- Makeup Remover

FIRST AID

- Band Aids
- Advil/Tylenol
- Neosporin
- Burn Cream
- Eye Drops
- Antacid/Imodium
- Allergy Medicine
- Blister Treatment
- Hydrogen Peroxide
- Cough Drops



*We are always
Devoted to you!*

Hire a
Wedding
Day Assistant!

info@devotedcolumbus.com

(614) 717-PLAN

www.devotedcolumbus.com


devoted
GUIDING YOU TO — I DO





Wedding Reception Timeline

This is the first party you as a couple throw for your guests!

COCKTAILS & HORS D'OEUVRES

Be creative and trendy with your foods. Passing hors d'oeuvres is a classy great way to save money. Fewer hors d'oeuvres are needed, as guests are less inclined to take more from a person than a station. Special touch: Have someone greet your guests with a glass of champagne, or wine, and show them where they can place their gifts. Some fun ideas during cocktail hour include a photo booth, flip book, polaroid stations, caricature artists, henna body art, or yard games if you have an outdoor space.

SALADS

Pre-setting salads is best done with buffets, to ensure the last table released to the buffet is not waiting too long to eat. It is also great if guests are coming from a different location for cocktail hour. Keep in mind dressing should be served on the side if salads are pre-set.

6:00

7:00

7:15

7:30

7:45

GUESTS ARE INVITED TO TAKE THEIR SEATS

If you have several guests with assigned tables, a round table for your escort cards is easy for guests to maneuver. Make sure your writing on the place cards is clear, not too small, and alphabetized by last name. Special touch: Have someone escort guests to their table.

WELCOMES GUESTS / BLESSINGS

Traditionally, the father of the bride is given the opportunity to thank your guests for joining you on this special day and also giving a small toast to the happy couple. This can also be done by any family member or even the couple themselves! You can ask your officiant or a wedding party member to offer a blessing before the meal. If you dare to be different, you can open the dance floor at this time.

TOASTS



A common substitute for champagne is a wine pour during dinner. Another option is for guests to toast with what beverage they already have in hand. Special touch: You can have your best man tell the guests to lift their glasses and toast, so it is not missed.

ANNOUNCEMENTS

If you want your wedding party announced make it fun with songs, dances, and excitement! This is the beginning of your party, get your guests excited for what is to come! If it is just the couple, you can go right into the first dance. This is also a great time to first recognize parents, before the couple or wedding party enter. Special touch: Have a family member do the announcing, instead of the DJ, to make it more personal!



DINNER

Plated - Consider a plate with two or three meats in smaller portions instead of just one on the same plate, this will save you from having to do entrée indicators for different meals. If you have a choice, remember to provide entrée indicators on your place cards that are easy for the servers to see. Some ideas include place cards with different colored borders, writing, or stickers that go along with your theme.

Buffet - No entrée indicators are needed for a buffet. Make sure guests can go down both sides of the buffet so it moves faster. Also, if you have more than 200 guests, ask your caterer for two buffets. Count is typically one buffet per 100 guests.

Dessert - Consider adding a chocolate covered strawberry, edible decoration, or caramel/chocolate swirls around the cake plates or on your cake slices. Special touch: Fun dessert trucks, doughnut walls, ice cream cups, and dessert stations are a great way to add to the fun of your event!

LATE NIGHT BITES

French Fry Bar | Milk and Cookies | Doughnut Walls | Sliders Bar | Soft Pretzel Bar | Pizza | S'mores Station | PB&J Station | Cereal Station | Food Trucks

8:00

8:30

9:00

10:30

12:00

BOUQUET & GARTER TOSS

Throwing a bouquet made of individual flowers is a great toss substitute if you have a lot of single ladies attending. When thrown many girls will receive flowers instead of just one! Also, if you have children, do a teddybear toss!

CAKE CUTTING

Make sure to capture this event before everyone is done eating, this way guests are still in their seats and paying attention! Make sure the person who will cut the cake is experienced. The knife they use is important, your once beautiful cake could look like it has been dug out with a spoon, if not cut correctly. You also want to ensure the pieces are not too big or too small. Special touch: Don't forget about your gluten free guests, many bakers can accommodate with a small cake. Tip: If there is a cake cutting fee, consider cupcakes.

PARENT DANCES



Picking a great song is key! Slow dances are not mandatory, it can be fun to do a ballroom or swing dance. Special touch: Parent dances can be done at the same time if you don't like to be in the spotlight.

GRAND EXIT / MUSIC ENDS

Consider your favors for your guests upon departure instead of at the tables, especially if they don't coordinate with your decor. Some departure ideas are floating lanterns, sparklers, glow sticks, and a cool departure vehicle.





Wedding EXIT IDEAS

Check out these fun and unique items to incorporate as you leave your ceremony or reception!

- ❑ Sparklers
- ❑ Petals
- ❑ Glow sticks
- ❑ Paper airplanes
- ❑ Sprinkles
- ❑ Confetti
- ❑ Lanterns
- ❑ Bells
- ❑ Bubbles
- ❑ Pom poms
- ❑ Beach balls
- ❑ Streamers
- ❑ Feathers
- ❑ Rice
- ❑ Leaves
- ❑ Dried herbs
- ❑ Glitter
- ❑ Birdseed
- ❑ Butterflies
- ❑ Silly string
- ❑ Kazoos
- ❑ Popcorn
- ❑ Fireworks
- ❑ Candles
- ❑ Balloons
- ❑ Fake snow
- ❑ Color bombs
- ❑ Fun flags
- ❑ Coffee beans
- ❑ Maracas
- ❑ Cheer poms
- ❑ Ribbon wands



Advertisers Index



Alcohol

OHIO BARTENDERS FOR HIRE	6
ALCO-HAUL MOBILE BAR	7

Boudoir

ADORED BOUDOIR	12
----------------------	----

Catering

ALL OCCASIONS CATERING AND BANQUET FACILITY	13
---	----

Disc Jockey

BIG DADDY WALKER PRODUCTIONS	14
D&M DJ ENTERTAINMENT	15
ISHINE MUSIC PRODUCTION	18

Event Space

GRAYSTONE WINE CELLAR	18
COLUMBUS ZOO	18
MAKOY CENTER	19
NATIONWIDE HOTEL & CONFERENCE CENTER	20
COSI	21
HILTON GARDEN INN: DAYTON/BEAVERCREEK	22
HILTON GARDEN INN: MASON	23
THE REDMOOR	24
HOLIDAY INN CENTRE PARK	25
SK DESIGNS	26
THE GATHERING SPACE	27

Formal Wear

WHAT THE TUX	27
WENDY'S BRIDAL	29
ROMANOFF'S CLASSIC TUXEDO	31

Florist

DESIGN BY DARLENE	34
-------------------------	----

Health/Wellness

CAPTIVATING U MED SPA	32
TRUE REST	32

Honeymoon

COMPASS TRAVEL	33
LISA'S DREAM GETAWAYS	33

Invitations

POSH PAPER	35
AVANT-GARDE IMPRESSIONS	36

Photography

IMAGES BY DANIEL MICHAEL	36
POTTINGER PHOTOGRAPHY	37
OTF PHOTO IMAGES	38

Rentals/Decor

A&S PARTY RENTAL	39
------------------------	----

Unique Services

CELTIAL ART	41
STAY PLAY MADE SIMPLE	41

Transportation

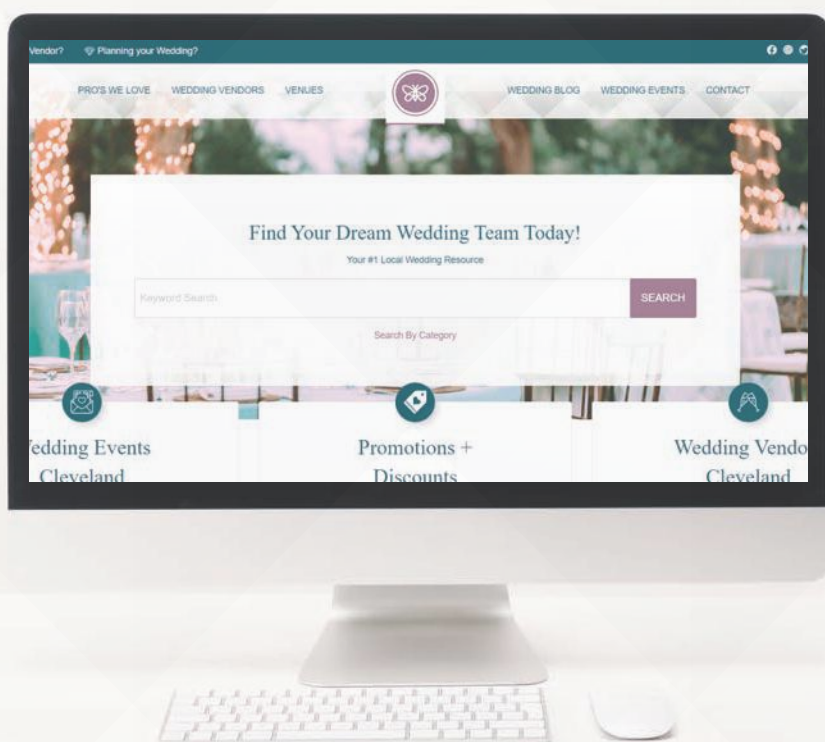
COLUMBUS TROLLEY COACH QUARTERS	41
---	----

Wedding Planning

ANDREA'S OCCASIONS	42
YOUR DREAM DAY	43
DEVOTED COLUMBUS	55

CHECK OUT EITHER OF OUR REGIONAL
DIRECTORIES FOR FREE PLANNING RESOURCES

Wedding Coupons
Local Events Calendar
Vendors We Love
Digital Planning Guide
Tip Booklet
Inspirational Blogs



BEST LOCAL WEDDING RESOURCE

COLUMBUS | DAYTON | CINCINNATI



DEVOTEDCOLUMBUS.COM | DEVOTEDCINCINNATI.COM